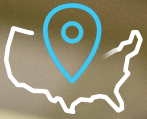




CardioMEMS™ HF System

# LIVE MORE WORRY LESS

Take a proactive role in your heart failure care with the CardioMEMS™ HF System.



National coverage available for Medicare and Medicare Advantage\*

\*Available when criteria under the National Coverage Determination (NCD) are met.



# EMPOWER YOUR HEART HEALTH

Heart failure is a serious condition that impacts the heart. It requires lifestyle adjustments and lifelong management. Just like with cancer, early detection and proactive measures can significantly improve outcomes when you are diagnosed with heart failure.

## SIGNS AND SYMPTOMS INCLUDE:



**SWELLING OF FEET,  
ANKLES, AND LEGS**



**SHORTNESS  
OF BREATH**



**FEELING  
OVERLY TIRED**

## EARLY TREATMENT IS ESSENTIAL

Heart failure is a progressive condition making the heart weaker over time. Imagine being able to get ahead of the disease before symptoms have a chance to appear, allowing your care team to slow its progression. Changes in pulmonary artery (PA) pressure can be a sign to your doctor that treatment adjustments are needed. The CardioMEMS™ HF System is critical to this proactive care.



### DID YOU KNOW?

Men and women with heart failure are more likely to die from their disease within 5 years than individuals with many types of common cancers including breast, prostate, and bladder cancer.<sup>1</sup>

# UNDERSTANDING THE CARDIOMEMS™ HF SYSTEM



The **CardioMEMS™ HF System** is a safe, reliable way for your care team to manage your heart failure remotely. Care plans can be adjusted often before you start feeling symptoms and without impacting your day-to-day life. The system has been shown to lower the risk of heart failure related hospitalizations by 57% so you can spend more time out of the hospital doing what you love.<sup>1</sup>



More than **50,000+** patients have **received** the **CardioMEMS™ HF System<sup>2</sup>** since it was **FDA approved in 2014.**



**The sensor has no batteries or leads** and will be placed during a common procedure.



By taking daily readings, you can help your care team **monitor your heart failure from anywhere**, in just a few minutes.



**Your care team will be notified about changes in your heart pressure**, often before you start feeling symptoms.

“ I feel so good now...I feel I’m getting younger. CardioMEMS™ was life-changing for me, and I’m looking to the future. There’s so much more I can do.”

— **Beth, a CardioMEMS™ HF System recipient**



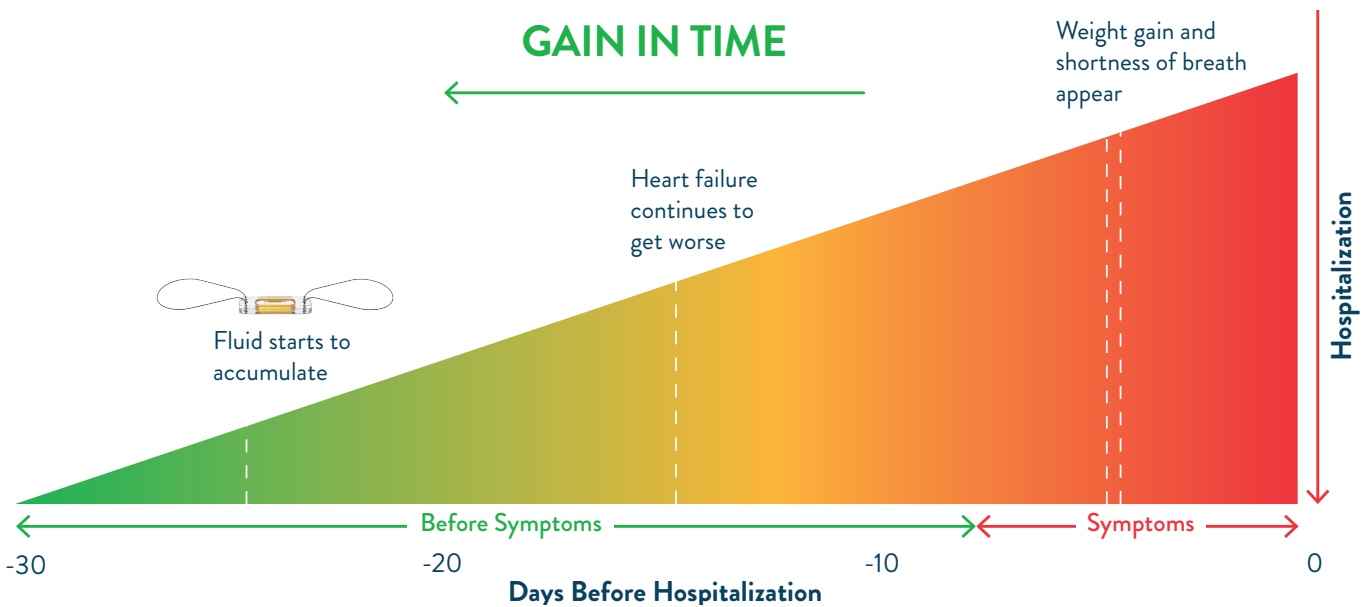
Heart failure had decreased Beth’s quality of life, but that changed with the **CardioMEMS™ HF System**. **Watch her story.**

This testimonial relates an account of an individual’s response to the treatment. This patient’s account is genuine, typical and documented. However, it does not provide any indication, guide, warranty or guarantee as to the response other persons may have to the treatment. Responses to the treatment discussed can and do vary and are specific to the individual patient.

# HOW DOES THE CARDIOMEMS™ HF SYSTEM WORK?

When your heart is too weak to pump effectively, fluid builds up and this causes PA pressure to increase, which is an early sign that your heart failure is worsening.

In the past, a patient's condition was determined based on how they felt at the time. Now, your doctor doesn't have to wait for you to feel bad or for symptoms to appear, which can be too late. The CardioMEMS™ HF System data can indicate worsening heart failure symptoms weeks before they appear and is proven to reduce heart failure hospitalizations and improve patient-reported quality of life.<sup>3</sup>

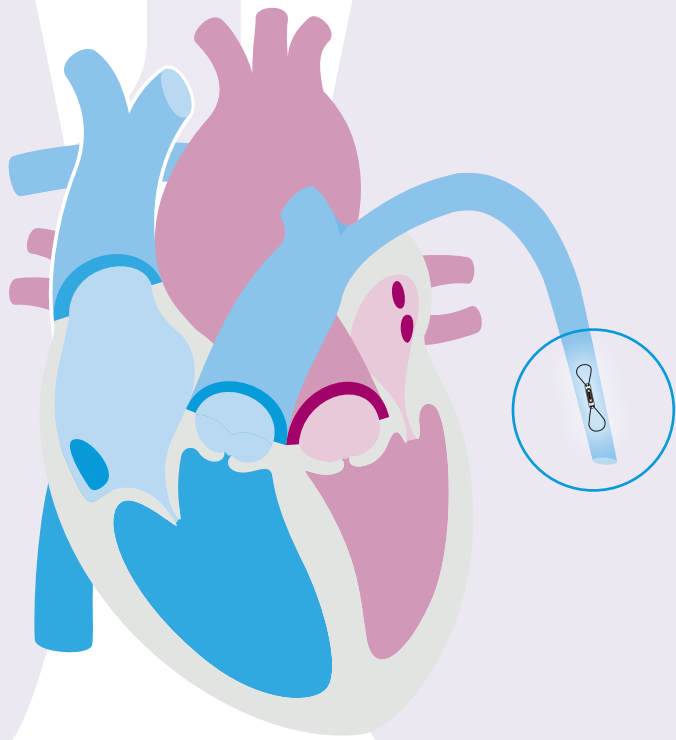


Graph adapted from Adamson PR Pathophysiology of the transition from chronic compensated and acute decompensated heart failure: new insights from continuous monitoring devices. Current Heart Failure Report 2009;6:287-292.



## DID YOU KNOW?

The CardioMEMS™ PA Sensor is permanently implanted. You will not feel it, and it will not interfere with your daily activities.



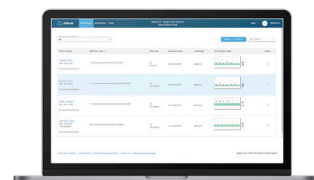

During a common surgical procedure, a tiny pressure-sensing device, about the size of a dime, is placed in your pulmonary artery.



Post-implant, the CardioMEMS™ HERO Device takes daily pressure readings from anywhere with a cellular or Wi-Fi connection, and only takes a few minutes.



The system sends these readings to your care team through a secure website. They review the reading and contact you if any changes to your treatment plan are needed.



# WHAT HAPPENS DURING THE PROCEDURE?

Once you are identified as a candidate for the **CardioMEMS™ HF System**, you will be scheduled for an implant. During the procedure, the CardioMEMS™ PA Sensor is inserted into the pulmonary artery during a right heart catheterization.

- 1 You may receive mild sedation for comfort.
- 2 A small incision is made, and the catheter is placed into a vein in your neck or groin.
- 3 Guided by X-ray, the catheter is advanced to your heart and into your pulmonary artery.
- 4 Once the catheter is in the correct position, the sensor is released into the artery, where it remains permanently.
- 5 The procedure will take an average of 30–45 minutes and most patients will go home the same day.

As with any medical procedure, there are risks associated with implanting the device, although complications are very rare.

“CardioMEMS™ isn’t just a guardian against heart failure; it’s a constant reassurance, turning what was once a fearful journey into a path filled with confidence and clarity.”

– **Alicia, a CardioMEMS™ HF System recipient**



Alicia is taking back control after receiving her **CardioMEMS™ HF System**.  
**Watch her story.**

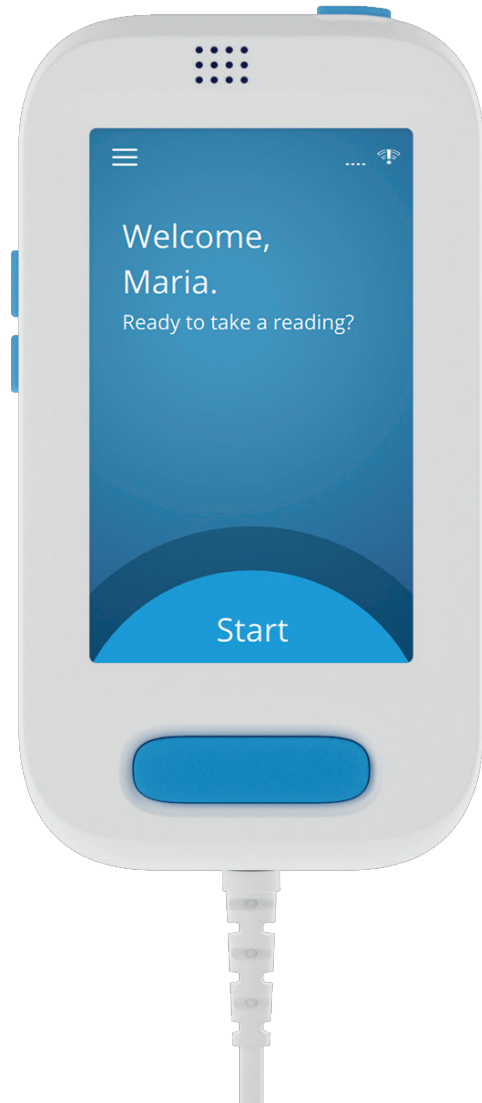
This testimonial relates an account of an individual's response to the treatment. This patient's account is genuine, typical and documented. However, it does not provide any indication, guide, warranty or guarantee as to the response other persons may have to the treatment. Responses to the treatment discussed can and do vary and are specific to the individual patient.

# TAKING DAILY READINGS IS FAST AND SIMPLE<sup>4</sup>

Readings can be taken at home or when you travel.

## Just follow a few simple steps:

- 1 Place the reader on a flat surface** large enough for you to lay down. Turn the device on by pressing the blue button at the top of the controller.
- 2 Lay down on the reader.** Your implanted sensor should be over the circle. Screen and voice messages will guide you to the best position.
- 3 Once the screen is green, lay still.** When the reading is complete, you can get up, but don't turn off the device.
- 4** The reader **wirelessly transmits the PA data** to your care team.



## DID YOU KNOW?

In addition to Wi-Fi, readings can also be transmitted via cellular network. If you are unable to connect, readings are stored in the HERO Device and will automatically be sent to your care team once you are able to connect.

**LEARN** about the importance of remotely monitoring your heart failure to help you live a happier, healthier life.



Visit [www.StayAheadofHF.com](http://www.StayAheadofHF.com)



Email [CMEMSCustomerService@abbott.com](mailto:CMEMSCustomerService@abbott.com)



Call (844) 692-6367

These materials are not intended to replace your doctor's advice or information. For any questions or concerns you may have regarding the medical procedures, devices and/or your personal health, please discuss these with your physician.

1. Shavelle D, Desai A, Abraham W, et al. Lower rates of heart failure and all-cause hospitalizations during pulmonary artery pressure-guided therapy for ambulatory heart failure. *Circulation: Heart Failure*. 2020;13(8):229-238.
2. Abbott. Data on file.
3. Brugts JJ, Radhoe SP, Clephas PRD, et al. Remote haemodynamic monitoring of pulmonary artery pressures in patients with chronic heart failure (MONITOR-HF): a randomised clinical trial. *Lancet*. 2023 Jun 24;401(10394):2113-2123. doi: 10.1016/S0140-6736(23)00923-6.
4. Abbott data on file, based on internal validation studies with representative users. Results may vary.

#### Abbott

6101 Stoneridge Drive, Pleasanton, CA 94588 USA Tel: 925 847 8600  
[stayaheadoff.com](http://stayaheadoff.com)

#### Rx Only

**Brief Summary:** Prior to using these devices, please review the Instructions for Use for a complete listing of indications, contraindications, warnings, precautions, potential adverse events and directions for use.

**CardioMEMS™ HF System Indications and Usage:** The CardioMEMS™ HF System is indicated for wirelessly measuring and monitoring pulmonary artery pressure and heart rate in NYHA Class II or III heart failure patients who either have been hospitalized for heart failure in the previous year and/or have elevated natriuretic peptides. The hemodynamic data are used by physicians for heart failure management with the goal of controlling pulmonary artery pressures and reducing heart failure hospitalizations.

**CardioMEMS™ HF System Contraindications:** The CardioMEMS™ HF System is contraindicated for patients with an inability to take dual antiplatelet or anticoagulants for one month post implant.

**CardioMEMS™ HF System Potential Adverse Events:** Potential adverse events associated with the implantation procedure include, but are not limited to, the following: air embolism, allergic reaction, infection, delayed wound healing, arrhythmias, bleeding, hemoptysis, hematoma, nausea, cerebrovascular accident, thrombus, cardiovascular injury, myocardial infarction, death, embolization, thermal burn, cardiac perforation, pneumothorax, thoracic duct injury and hemothorax.

™ Indicates a trademark of the Abbott group of companies.

‡ Indicates a third-party trademark, which is property of its respective owner.

© 2026 Abbott. All Rights Reserved.

MAT-2602787 v1.0 | Item approved for U.S. use only.

