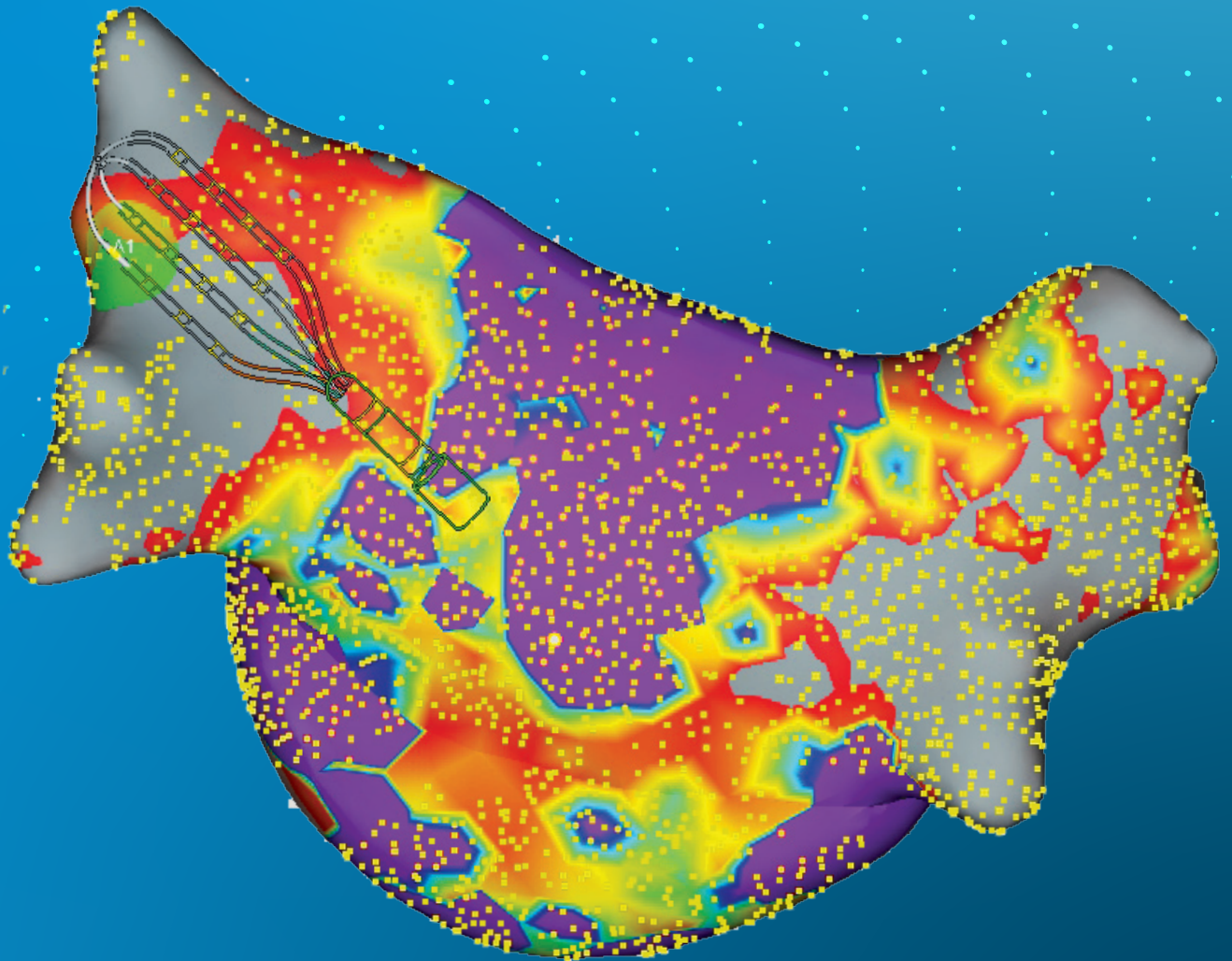




BOLD SOLUTIONS TO **CHALLENGE AFIB**



ATRIAL FIBRILLATION: A GROWING CRISIS



Atrial fibrillation is the fastest growing crisis in EP, with worldwide patient population expected to explode

FROM **37** MILLION
TODAY, TO MORE
THAN **60** MILLION
BY **2050**^{1,9}

ABBOTT EP: BOLDLY REDEFINING THE TECHNOLOGY YOU RELY ON



EFFICIENCY



ACCURACY



PATIENT OUTCOMES

A health crisis scaling so dynamically demands boldness. Abbott partners with EPs to take the tools used to challenge AFib everyday, and redefine them to be more **EFFICIENT** without ever compromising **ACCURACY** - so physicians can deliver better **PATIENT OUTCOMES** and bring boldness to the fight against AFib



BOLD SOLUTIONS TO CHALLENGE AFIB

Only Abbott offers a holistic portfolio with solutions for every step in your procedure journey

ACCESS IMAGING TRANSSEPTAL MAPPING ABLATION LAAO VASCULAR CLOSURE MONITORING



Agilis™ NxT Steerable Introducer



ViewMate™ Ultrasound Console



BRK™ Transseptal Needles



Advisor™ HD Grid Mapping Catheter, Sensor Enabled™



FlexAbility™ Irrigated Ablation Catheter, Sensor Enabled™




Amplatzer™ Amulet™ LAA Occluder



Perclose™ ProStyle™ Suture-Mediated Closure and Repair System



Jot Dx™ Insertable Cardiac Monitor



ViewFlex™ Xtra ICE Catheter



EnSite™ X EP System



TactiFlex™ Ablation Catheter, Sensor Enabled™

ABBOTT - A BOLD PARTNER IN THE FIGHT AGAINST AFIB



YOU RELY ON TECHNOLOGY THAT DRIVES EFFICIENCY

GET IN AND OUT OF YOUR LAB IN LESS TIME

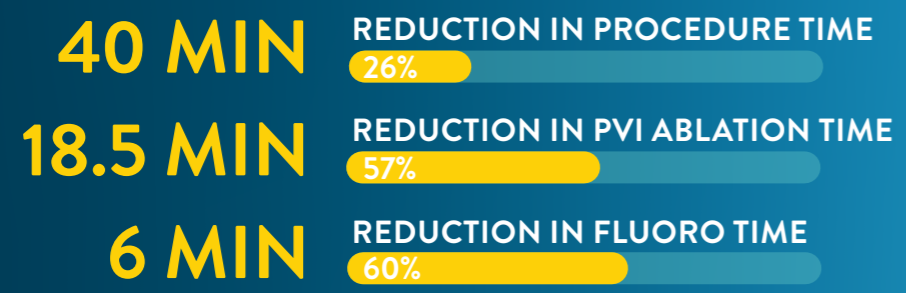
Unleash the bold power of the grid with Advisor™ HD Grid Mapping Catheter, Sensor Enabled™. Advisor™ HD Grid Mapping Catheter, SE redefines lab efficiency with **SHORTER PROCEDURE TIMES** than circular mapping catheters.



REDUCE PROCEDURE, ABLATION, AND FLUOROSCOPY TIME^{3*}



High power short duration with TactiFlex™ Ablation Catheter, Sensor Enabled™ can save time in your procedures compared to using low power in ablations



*For high power levels ≥ 40W and ≤ 50W compared to low power levels <40W

KNOW YOU'RE DOING IT RIGHT THE FIRST TIME

Within Abbott's EP portfolio of products, there are bold solutions that redefine what is possible in delivering care that **REDUCES REPEAT VISITS**

REDO AF PROCEDURES²



Ablate with the bold confidence of TactiFlex™ Ablation Catheter, Sensor Enabled™ and experience exceptional **FIRST PASS SUCCESS RATE**



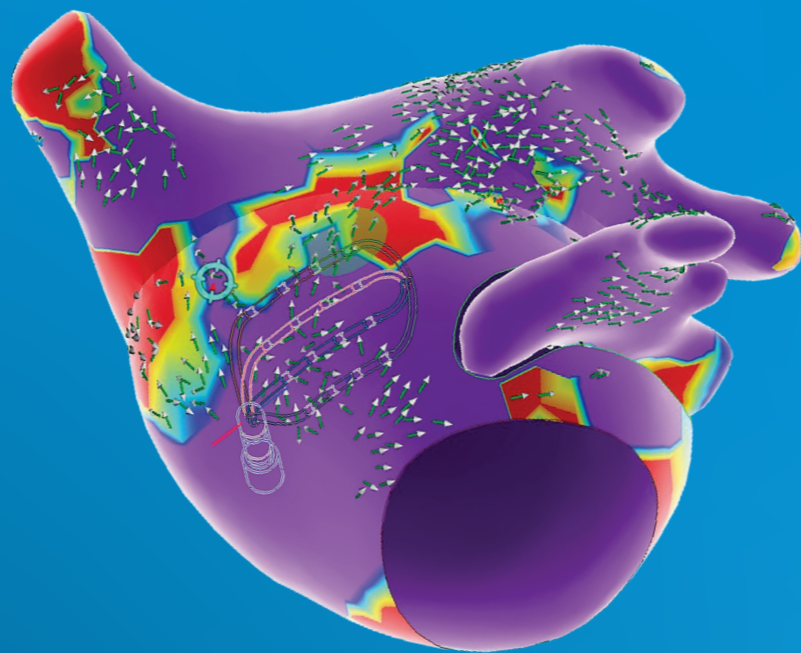
*For full range of studied power levels. 81.8% observed success rate for power levels ≥ 40W and ≤ 50W

YOU RELY ON TECHNOLOGY BOLD ENOUGH **NEVER TO COMPROMISE EFFICIENCY AND ACCURACY**

Abbott has worked with electrophysiology partners to ensure that our solutions challenge AFib with technology that redefines lab efficiency and **SIGNAL ACCURACY**

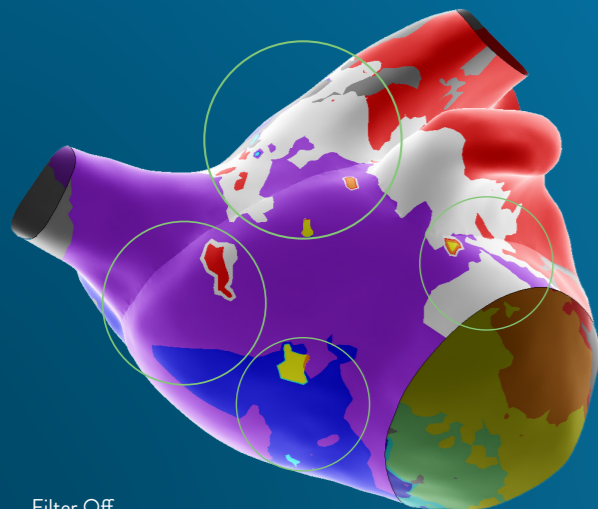
Boldness is **SEEING EVERY SIGNAL IN 360 DEGREES** with EnSite™ Omnipolar Technology; capturing signals no other mapping technology can detect

EnSite™ Omnipolar Technology helps electrophysiologists challenge AFib with **INSTANT NEW PERSPECTIVE OF WAVEFRONT DIRECTION** with activation direction arrows displayed beat-by-beat

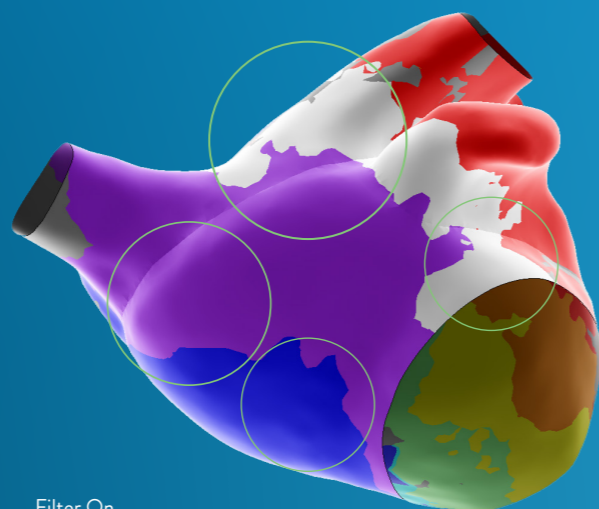


CLEANER MAPS WITH AUTOMATIC REMOVAL OF OUTLIERS

EnSite™ X Software Version 2 provides a more accurate mapping experience by automatically removing outliers



Filter Off


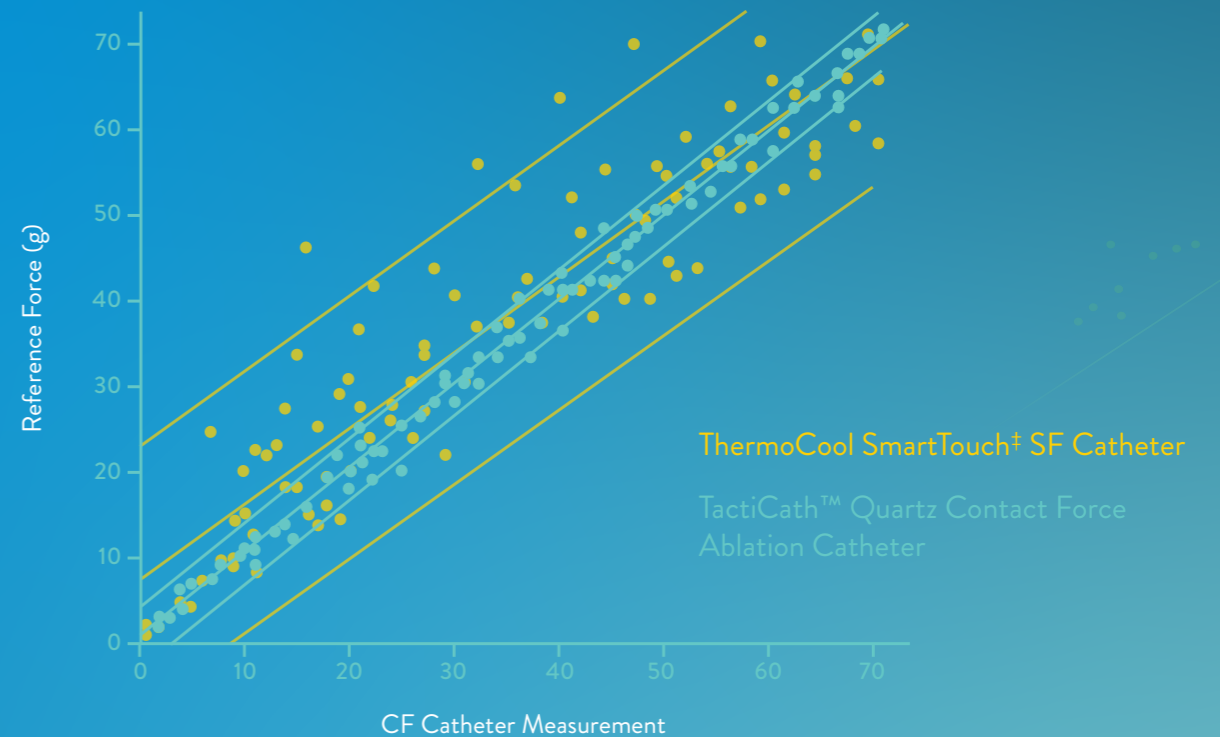


Filter On

ACCURACY MATTERS IN ABLATION THERAPIES

Abbott's EP portfolio is bold enough to complement accuracy in signal quality with **ACCURACY IN CONTACT FORCE** during ablation

Up to **6X GREATER ACCURACY** in contact force sensing in lateral orientation with the TactiCath™ Family of Catheters^{4,5}


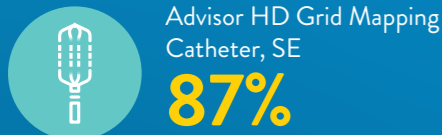


YOU RELY ON TECHNOLOGY THAT DELIVERS BETTER PATIENT OUTCOMES

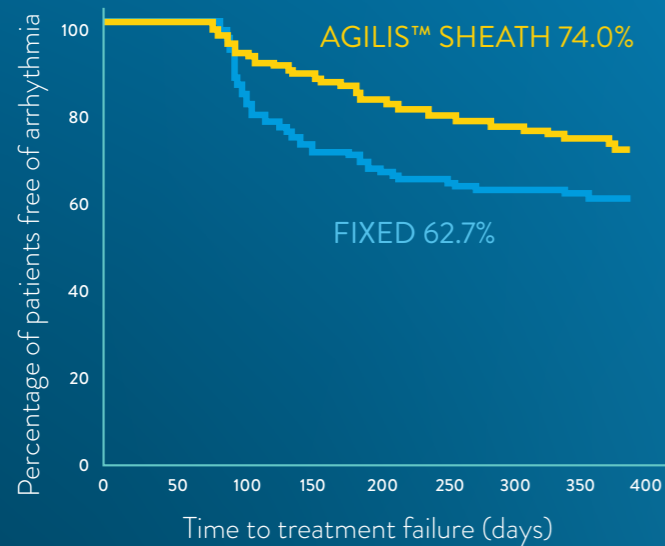
We design for **BOLD** results that help physicians give their patients better outcomes that last

FREE YOUR PATIENTS FROM ATRIAL ARRHYTHMIAS

12-month freedom from atrial Arrhythmias with Advisor™ HD Grid Mapping Catheter, Sensor Enabled™²



Freedom of arrhythmia at 12 mo with Agilis™ NxT Steerable Sheath⁶
Protocol Defined Treatment Success by Sheath Usage – All Subjects



BETTER OUTCOMES FOR BOTH PAROXYSMAL AND PERSISTENT AFIB

Safe and effective AFib treatment with TactiCath™ Contact Force Ablation Catheter, Sensor Enabled™

Improved quality of life for patients at least 12 months following ablation⁷

PAROXYSMAL AFIB
92.4%

PERSISTENT AFIB
94.4%
Improved quality of life scores noted as AFEQT

Freedom from symptomatic recurrence of paroxysmal AFib⁸
82.2%

Freedom from symptomatic recurrence of persistent AFib at 15 months⁸
89.8%

Low Occurrence of Primary Safety Endpoint Events at 90 Days with TactiFlex™ Ablation Catheter, Sensor Enabled™

Rate of events after **HIGH POWER** ablation
4.1%
Time average power setting ≥ 40W

Rate of events after **LOW POWER** ablation
5.2%
Time average power setting <40W



References

1. Lippi G, Sanchis-Gomar F, Cervellin G. Global epidemiology of atrial fibrillation: An increasing epidemic and public health challenge. *Int J Stroke*. 2021 Feb;16(2):217-221. doi: 10.1177/1747493019897870. Epub 2020 Jan 19. Erratum in: *Int J Stroke*. 2020 Jan 28;:1747493020905964. PMID: 31955707.
2. Day, J. D., Crandall, B., Cutler, M., Osborn, J., Miller, J., Mallender, C., & Lakkireddy, D. (2020). High Power Ultra Short Duration Ablation with HD Grid Improves Freedom from Atrial Fibrillation and Redo Procedures Compared to Circular Mapping Catheter. *Journal of Atrial Fibrillation*, 13(2).
3. Abbott Report on file. CL1017540.
4. Bourrier, F., Gianni, C., Dare, M., Deisenhofer, I., Hessling, G., Reents, T., . . . Al-Ahmad, A. (2017). Fiberoptic contact-force sensing electrophysiological catheters: How precise is the technology? *Journal of Cardiovascular Electrophysiology*, 28(1), 109-114.
5. Bourrier F, Deisenhofer I, Hessling G, et al. Contact-force sensing electrophysiological catheters: How accurate is the technology? [Abstract PO03-170]. Presentation at HRS 2016, San Francisco, CA, May 4-7, 2016. *Heart Rhythm*. 2016;13(5 Suppl 1):S318-S319.
6. Abbott. Data on File. Document 90569806.
7. Mansour, M. (2014) TOCCASTAR: Preliminary Results of the First Prospective Randomized Study of a Contact Force Sensing Ablation Catheter for the Treatment of Paroxysmal AF. Presented at HRS 2014. San Francisco, California.
8. Lo MY, Sanders P, Sommer P, Kalman JM, Siddiqui UR, Sundaram S, Piorowski C, Olson N, Madej SM and Gibson DN. Safety and Effectiveness of a Next-Generation Contact Force Catheter. *JACC: Clinical Electrophysiology*. 2021;0.
9. Morillo, C. A., Banerjee, A., Perel, P., Wood, D., & Jouven, X. (2017). Atrial fibrillation: the current epidemic. *Journal of geriatric cardiology: JGC*, 14(3), 195-203. <http://www.jgc301.com/en/article/doi/10.11909/j.issn.1671-5411.2017.03.011>

CAUTION: This product is intended for use by or under the direction of a physician. Prior to use, reference the Instructions for Use, inside the product carton (when available) or at manuals.sjm.com or eifu.abbottvascular.com for more detailed information on Indications, Contraindications, Warnings, Precautions and Adverse Events.

Abbott

One St. Jude Medical Dr., St. Paul, MN 55117 USA, Tel: 1 651 756 2000
Abbott.com

™ Indicates a trademark of the Abbott group of companies.

© 2022 Abbott. All Rights Reserved.

MAT-2211250 v1.0 | Item approved for use outside the United States.

