

ST. JUDE MEDICAL  
PRODUCT PERFORMANCE REPORT  
2017 FIRST EDITION



# LETTER FROM ST. JUDE MEDICAL

As a world leader in the development of state-of-the-art technology for cardiac rhythm management devices, St. Jude Medical continuously strives to partner with physicians in reducing risks and facilitating the best possible patient outcomes. We understand that our products are implanted in people whose health and well-being depend on their performance. From product design through patient follow-up, St. Jude Medical employees are dedicated to product quality and patient safety.

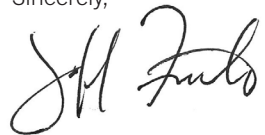
In keeping with this commitment, we publish a Product Performance Report (PPR) semi-annually to ensure that the healthcare community and the patients it serves are informed about the overall performance of our cardiac devices, which include implantable cardiac monitors (ICMs), implantable cardioverter defibrillators (ICDs), implantable pacemakers, and implantable pacing and defibrillation leads. St. Jude Medical recognizes that such performance data must be transparent and consistent. In order to meet these goals we continue our commitment to the reporting methods described in the 2009 AdvaMed document “[Industry Guidance for Uniform Reporting of Clinical Performance of Cardiac Rhythm Management Pulse Generators and Leads](#)”, which set new standards for lead performance reporting and specifically addressed the reporting of active registry performance data. Determined to provide the highest level of transparency, St. Jude Medical goes beyond the AdvaMed recommendations by identifying the root cause of each ICM, ICD, and pacemaker laboratory-confirmed malfunction and providing subcategories of laboratory-confirmed lead abrasion and fracture malfunctions.

Continuing within this edition of the PPR and consistent with previously published editions, St. Jude Medical reports on expanded data from actively monitored studies. Since 2007, the PPR has featured pacemaker, ICD, and lead data from the St. Jude Medical Product Longevity and Performance Registry (SCORE). Post-Approval studies are now standard practice for St. Jude Medical, providing a rich source of actively collected and continuously monitored reliability and performance data for cardiac rhythm management products. This PPR also features a product performance data set which includes OPTIMUM, SCORE and three Post-Approval Studies. This combined dataset encompasses more than 62,000 implants from multiple product families, including leads, ICDs and pacemakers, making it the most comprehensive actively monitored product performance dataset in the industry. We are continuing to expand the scope of confirmed product malfunction summaries with worldwide confirmed malfunctions in Durata™ and Optisure™ defibrillation lead models, our more recent ICD and pacemaker models and various low voltage and CRT leads which will further expand to different devices and leads in future additions.

In addition to providing performance data, a summary of advisories on implantable devices since 1999 can be found beginning on [page 308](#).

As we continually strive to provide unbiased and reliable information on the performance of our products, St. Jude Medical is pleased to release the first edition of the 2017 Product Performance Report containing the latest performance information on our ICMs, ICDs, pacemakers and lead systems.

Sincerely,



**Jeff Fecho**

*Vice President, Global Quality*

# TABLE OF CONTENTS

<b>INTRODUCTION AND OVERVIEW</b>	1
----------------------------------	---

## Cardiac Resynchronization Therapy (CRT) Devices

### **CRT ICDs**

Performance Data	18
Battery Longevity	52
Summary Information	54

### **CRT PACEMAKERS**

Performance Data	63
Summary Information	70

## Left-Heart Leads

Performance Data	75
Summary Information	91

## Implantable Cardioverter Defibrillator (ICD) Devices

### **DUAL-CHAMBER**

Performance Data	96
Battery Longevity	119
Summary Information	121

### **SINGLE-CHAMBER**

Performance Data	129
Battery Longevity	150
Summary Information	152

## Defibrillation Leads

Performance Data	160
Summary Information	191

# TABLE OF CONTENTS

## Pacemakers

### DUAL-CHAMBER

Performance Data	198
Summary Information	222

### SINGLE-CHAMBER

Performance Data	229
Summary Information	245

## Pacing Leads

Performance Data	251
Summary Information	282

## Implantable Cardiac Monitors (ICMs)

Performance Data	287
Summary Information	289

### FOCUS ON CLINICAL PERFORMANCE

ICD Premature Battery Depletion Advisory Update	292
Update on Riata™ Lead Performance	296
Update on Durata™ Lead Performance	301
Update on Optim™ Lead Insulation	306

### ADVISORIES AND SAFETY ALERTS

308

### HEALTHCARE PROFESSIONAL COMMUNICATIONS

328

### INDEX

330

### INDEX OF PHASED-OUT MODELS

333

# INTRODUCTION AND OVERVIEW

## Serving Our Mission

Our vision is to transform the treatment of expensive, epidemic diseases. It is our mission to create cost-effective medical technologies that save and improve lives. We carry out this vision and mission by pursuing new treatments, efficiencies and ideas that improve the lives of people affected by disease; keeping the highest ethical standards in all business practices; and continually adapting and responding to the rapidly changing health care environment.

Toward this mission, we maintain a rigorous approach to ensuring the quality of our products. The key elements of this effort include:

- Compliance with U.S. and international quality system standards, such as the U.S. FDA Quality Systems Regulation (21 CFR Part 820) and ISO 13485 (an international standard for the Quality Management System for medical devices)
- Thorough evaluation of product design, including extensive design verification and validation, as well as product qualification testing
- Rigorous control of the design and manufacturing processes
- Inspection and qualification of externally supplied components and materials
- Timely analysis of returned products, including extensive malfunction investigation
- Extensive internal auditing
- Post market surveillance
- Continuous improvement programs
- Ensuring the highest ethical standards

We continue to be committed to answering your questions and keeping you informed. If you have any questions or concerns, please contact your St. Jude Medical Representative or St. Jude Medical Technical Services at 1-800-722-3774. Thank you for your input and continued support, allowing St. Jude Medical to positively impact the lives of thousands of patients every year.

## What You'll Find in This Report

- Table of Contents
- A summary of the methods St. Jude Medical has used for measuring product performance, including key definitions of terms used in preparing this report
- For each Implantable Cardioverter Defibrillator (ICD), Pacemaker, Implantable Cardiac Monitor (ICM), and Lead model with at least 500 active devices in service, St. Jude Medical provides product performance data, according to industry guidelines, collected through December 31, 2016, including:
  - A table of basic information about each model
  - Survival probability provided in graphical and tabular format
  - For the more recent products, the quantity, rate, and type of product malfunctions are detailed
  - For the more recent lead models, the quantity, rate, and type of customer complaints (acute observations and chronic complications) are detailed
- Summary tables of performance data, organized by product type and model
- For ICD models under advisory with at least 500 active devices in service, St. Jude Medical provides product performance data, according to industry guidelines. Performance data for non-advisory ICD models which meet inclusion criteria are provided separately
- For all ICD, pacemaker, ICM, and lead models that meet Actively Monitored Study Data Registry inclusion criteria, St. Jude Medical provides active registry performance data, collected through December 31, 2016, including:
  - A table of basic information about each model
  - Survival probability provided in graphical and tabular format
  - A table of all Qualifying Complications including quantity and rate
  - A table with quantity, rate, and type of product malfunctions
- A Focus on Clinical Performance section which provides additional product performance data on several topics, including:
  - Fortify™, Fortify Assura™, Quadra Assura™, Quadra Assura MP™, Unify™, Unify Assura™ and Unify Quadra™ ICD premature battery depletion advisory update
  - Riata™ lead performance
  - Durata™ lead performance including an independent analysis of active registry data by Public Health Research Institute, PHRI
  - The effect of Optim™ lead insulation on HV lead abrasion

- An updated summary of advisories on all implantable devices since 1999
- A summary of communications to Healthcare Professionals
- An index by product type and model name
- An index of phased-out models by product type and model name

## What's New in This Report

### **Update on Fortify™, Fortify Assura™, Quadra Assura™, Quadra Assura MP™, Unify™, Unify Assura™ and Unify Quadra™ ICD Premature Battery Depletion Advisory**

In order to provide our physician customers and patients the most up-to-date information, St. Jude Medical has included an update on the Fortify™, Fortify Assura™, Quadra Assura™, Quadra Assura MP™, Unify™, Unify Assura™ and Unify Quadra™ ICD premature battery depletion advisory in the Focus on Clinical Performance section (see pages 292-295). This section includes an update on the analysis of products returned to St. Jude Medical. Additionally, for advisory models with at least 500 active devices in service, St. Jude Medical provides a separate product performance data page.

### **Update on Riata™ Lead Performance**

St. Jude Medical continues to include an update on Riata lead performance in the Focus on Clinical Performance section (see pages 296-300). This section provides the latest Riata lead externalized conductor rates from the St. Jude Medical™ Riata Lead Evaluation Study, passive complaint and returns handling, and describes in considerable detail the rates of other types of Riata insulation abrasion failure mechanisms that St. Jude Medical has identified from returns analysis.

### **Update on Durata™ Lead Performance**

Durata lead performance continues to meet expectations by all measures. Our confidence in the Durata lead performance is based on combined data from three prospective, actively monitored registries that include approximately 11,000 Optim™ insulated defibrillation leads. Additionally, this section provides details on the very low rate of abrasion failures that have been identified on Optim insulated St. Jude Medical™ defibrillation leads. A statistical analysis of this registry data performed by PHRI, an independent, third-party, is presented in this special Focus on Clinical Performance section (see pages 301-305).

### **Update on Optim™ Lead Insulation**

St. Jude Medical's Optim lead insulation combines the best characteristics of two established lead insulation materials, polyurethane and silicone. This novel insulation technology imparts lubricity, strength, and abrasion resistance while still maintaining flexibility and biostability. This product performance report provides an up-to-date statistical assessment of the benefits of Optim lead insulation on St. Jude Medical tachycardia leads (see pages 306-307).

# INTRODUCTION AND OVERVIEW

## Worldwide Laboratory Analysis

In addition to the previously added worldwide laboratory analysis results of returned Durata™ leads, this Product Performance Report includes worldwide laboratory analysis results for Optisure™ defibrillation leads, various low voltage leads, CRT leads, pacemakers and defibrillators categorized into the malfunction types as outlined on pages 6-7 and 10-11. These worldwide malfunction summaries can be found following the U.S. malfunction summaries in their respective sections. St. Jude Medical is dedicated to full transparency, and will continue to incorporate worldwide laboratory analysis results of additional models in future publications of this report.

## Customer Reported Performance Data

Product performance data derived from customer-initiated complaints and returned products is referred to as Customer Reported Performance Data. While St. Jude Medical strongly encourages the submission of any relevant complaints and product returns; this data is not proactively solicited or regularly monitored like data from the Post-Approval studies. Underreporting of events within customer reported performance data is recognized throughout our industry. St. Jude Medical is constantly improving the accuracy and utility of the data within this Product Performance Report.

## Summary Information

The Customer Reported Performance Data page for each model or model group includes a table of model-specific information. Several terms from this table that are relevant to performance data calculations are defined below:

**Registered U.S. Implants** - The total number of U.S. implanted devices for which patient and device information has been provided to St. Jude Medical. This total includes devices which have been explanted or are otherwise out of service.

**Estimated Active U.S. Implants** - The total number of U.S. registered implants that have not been identified to St. Jude Medical as explanted or otherwise out of service. An adjustment is made to account for the underreporting of patient mortality. St. Jude Medical performed an analysis of the data gathered from multiple clinical studies including some St. Jude Medical sponsored studies to determine the mortality rate within the pacemaker and ICD patient population and has factored this into the estimation of the number of active U.S. implants.



# INTRODUCTION AND OVERVIEW

**Estimated Longevity** - The estimated number of years in which a device is expected to reach its Elective Replacement Indicator (ERI), as stated in the product literature. The estimate is based on battery life approximations and empirical battery performance distributions. It is strongly affected by many factors such as programmed parameters, percentage of time paced, internal impedance, etc. For example, the 9.2 year estimated longevity of an Accent™ DR model PM2110 pacemaker is based on the mean longevity (or 50%) value in the product literature corresponding to pacing at 60 ppm, 2.5V dual-chamber output at 0.4 ms pulse width, 500 ohm lead impedance, 100% DDD pacing, and Stored EGMs On. Actual performance can vary considerably, depending on the actual programmed settings and operations.

**Normal Battery Depletion** - The condition where a returned device met its electrical specification and reached its elective replacement indicator voltage (1) with an implant duration meeting or exceeding the nominal predicted longevity at default shipped settings, or (2) with an implant duration exceeding 75% of its estimated longevity, based on longevity calculations using information from device usage and the actual device settings. The quantity of normal battery depletions reported is determined directly from laboratory analysis and does not represent any adjustment to account for underreporting.

## Survival Calculation General Methods

For ICDs, pacemakers, ICMs, and leads, we compile cumulative survival data based on the actuarial (or life-table) method of survival analysis, consistent with ISO 5841-2:2014(E) “Reporting of Clinical Performance of Populations of Pulse Generators and Leads” and the 2009 AdvaMed document “[Industry Guidance for Uniform Reporting of Clinical Performance of Cardiac Rhythm Management Pulse Generators and Leads](#)”. Product performance is plotted over a maximum range of 20 years, with a minimum of 500 registered implants required for inclusion in the report, and a minimum sample size for each reported time period of 200 devices. “Survival” refers to the proper function of the device, not the survival of the patient, and is intended to illustrate the calculated probability of device survival at a given point in time. A survival probability of 99% at five years, for example, indicates that at five years after implant, the system has a 1% risk of incurring a malfunction and/or normal battery depletion. All domestically implanted devices within each model family are included in the calculations.

With the large size of the U.S. data pool, and the same products are generally used both in the U.S. and internationally, we consider the data in this report to accurately represent each device’s performance, regardless of where in the world it was implanted.

The ISO 5841-2:2014(E) “Reporting of Clinical Performance of Populations of Pulse Generators and Leads” was revised in August 2014. The revision clarified survivor definitions and reporting methods, further standardizing product performance reporting across the cardiac rhythm management implantable device and lead manufacturers.

# INTRODUCTION AND OVERVIEW

This revision of the ISO standard specifically excludes lead malfunctions confirmed through returned product analysis which were received with no accompanying complaint from the survival probability calculations. However, to provide the highest level of transparency, St. Jude Medical continues to include malfunctions not associated with a complaint in the survival probability calculations and in the tabular display of laboratory-confirmed malfunctions.

## ICD, Pacemaker, and ICM Survival Analysis

The data used for the analysis of ICDs, pacemakers, and ICMs includes up-to-date device registration information and the laboratory analysis of all domestically implanted devices returned to St. Jude Medical. The analysis measures device performance to specification, and does not reflect medical complications, such as infection, erosion, muscle stimulation or inhibition, or units implanted for fewer than 24 hours.

In accordance with ISO 5841-2:2014(E), the survival calculations for ICDs, pacemakers, and ICMs are adjusted to reduce the bias caused by underreporting of malfunctions and normal battery depletions. St. Jude Medical compared the malfunctions and normal battery depletion rates calculated from our actively monitored populations to the rates calculated from our passively monitored populations and have adjusted the survival calculations accordingly.

Survival data are presented in a single table and graph. The survival data is separated into “Including Normal Battery Depletion” and “Excluding Normal Battery Depletion” categories. The “Including Normal Battery Depletion” data reflects the frequency of device removal due to normal battery depletion and malfunction of any type. The “Excluding Normal Battery Depletion” category reflects the frequency of device removal due to malfunctions only.

## ICD, Pacemaker, and ICM Malfunction Reporting

The quantity and rate of malfunctions recorded for each ICD, pacemaker, and ICM model are presented in a tabular format on both the Customer Reported Performance Data and Actively Monitored Study Data pages. The root cause of all laboratory-confirmed malfunctions is classified into one of eight categories: Electrical Component, Electrical Interconnect, Battery, High Voltage Capacitor (ICDs and CRT-Ds only), Software/Firmware, Mechanical, Possible Early Battery Depletion, or Other. Note that in the rare cases where multiple malfunctions are identified in a single device, a single malfunction category will be selected with priority given in the order of the list above. Consistent with previous performance reports, ICD and Pacemaker malfunctions are further classified as with or without compromised therapy.

## Malfunction Definitions

**Malfunction** - Having characteristics that are outside the performance limits established by the manufacturer while implanted and in service, as confirmed by laboratory analysis, except changes to characteristics due to normal battery depletion or induced malfunction. Device damage caused after or during explant is not considered a malfunction. Note that lead-related malfunctions of a pacemaker or ICD system are assigned to the lead.

# INTRODUCTION AND OVERVIEW

**Malfunction with Compromised Therapy** - The condition when a device is found to have “malfunctioned,” as defined above, in a manner that compromised pacing or defibrillation therapy (including complete loss or partial degradation) while implanted and in service. Therapy is considered to have been compromised if no therapy is available or critical patient-protective pacing or defibrillation therapy is not available.

A malfunction with compromised therapy does not imply that a patient has actually experienced a serious complication or death as a result of the malfunction although it does imply that the potential for a serious complication or death did exist during the period of the malfunction.

**Malfunction without Compromised Therapy** - The condition when a device is found to have “malfunctioned,” as defined above, in a manner that did not compromise pacing or defibrillation therapy while implanted and in service, as confirmed by laboratory analysis. Therapy is not compromised as long as the critical patient-protective pacing and defibrillation therapies are available. Changes in device settings that occur as intended by the design (for example, reversion to a designed Safe Mode) that do not result in loss of critical patient-protective therapies but are the reported reasons for explant are categorized as a Malfunction without Compromised Therapy.

## Malfunction Root Cause Category Definitions

**Electrical Component** - Findings linked to electrical components such as integrated circuits, resistors, low voltage capacitors, diodes, etc. Does not include high voltage capacitors or batteries as those are separately listed.

**Electrical Interconnect** - Findings linked to the connections between electrical components such as wires, solder joints, wire bonds, feedthroughs, etc.

**Battery** - Findings linked to the battery and its components.

**High Voltage Capacitor** - Findings linked to the high voltage capacitor and its components.

**Software/Firmware** - Findings linked to software or firmware function.

**Mechanical** - Findings linked to mechanical components such as headers, setscrews, fluid seals, internal supports, the hermetic case, etc.

**Possible Early Battery Depletion** - Findings where the actual reported implant time is less than 75% of the expected longevity calculated using the available device setting information and no root cause was able to be identified. Additionally, in the absence of a specific root cause finding, returned devices with insufficient device setting information to determine conclusively if battery depletion was normal or premature are conservatively classified as Possible Early Battery Depletion malfunctions.

**Other** - Findings linked to other components such as packaging and accessories, and findings where analysis is inconclusive, as well as other complications not included above.

# INTRODUCTION AND OVERVIEW

## Leads Survival Analysis

Implanted cardiac leads are subjected to constant, complex flexural and torsional forces, interactions with other leads and/or the pulse generator device, plus other forces associated with cardiac contractions, patient physical activity, posture, and anatomy. Therefore, the functional lifetime of cardiac leads is limited and cannot be predicted with a high degree of confidence. Understanding these limitations, survival estimates are provided for all leads included in this report.

The data used for the survival analysis of leads includes up-to-date lead registration information, chronic complications (>30 days) reported by the field, and the laboratory analysis of all domestically implanted leads returned to St. Jude Medical. Complaints reported within 30 days of implant (acute observations), are considered to be related to factors other than lead malfunction, such as patient specific characteristics or implant technique, and are therefore excluded from the survival calculations, consistent with industry practice. If there is laboratory data that determines the lead to have exhibited a malfunction, and the lead is known to have been implanted for more than 24 hours, the lead is counted as a non-survivor. If a lead is the subject of a complaint report, and was implanted for more than 30 days (chronic complication), then the lead is counted as a non-survivor. These criteria are also followed for partial lead returns. This method for non-returned complications is used to ensure a conservative failure estimate for lead performance. Chronic complications commonly associated with non-returned leads and partial lead returns include, but are not limited to, reports of sensing, pacing, and capture anomalies, perforation, and dislodgement.

## Leads Observation and Complication Reporting

Reporting for recently released lead models provides detail on specific chronic complications (more than 30 days implant), as well as acute observations (post implant to 30 days), that are reported to St. Jude Medical as complaints. Each complication and observation is categorized into one of the eleven categories below, irrespective of whether the lead has been returned for analysis. The quantity and rate of each complication and observation type is provided in a tabular format on the Customer Reported Performance Data page. Note that in the rare cases where multiple complaints are identified for a single lead, a single category will be selected with priority given in the order of the list below.

**Cardiac Perforation:** Penetration of the lead tip through the myocardium, clinically suspected and confirmed by chest x-ray, fluoroscopy, echocardiogram, or visual observation, which results in clinical symptoms, typically degradation of pacing/ICD lead electrical performance (high thresholds), chest pain, or tamponade.

**Conductor Fracture:** A mechanical break within a lead conductor (includes connectors, coils, cables and/or electrodes) observed visually, electrically, or radiographically.

**Lead Dislodgement:** Radiographic, electrical or electrocardiographic evidence of electrode displacement from the original implant site or electrode displacement that adversely affects pacing and/or lead performance.

# INTRODUCTION AND OVERVIEW

**Failure to Capture:** Intermittent or complete failure to achieve cardiac stimulation (atrial or ventricular) at programmed output delivered outside of the cardiac refractory period. A sudden and significant increase in the pacing threshold value (elevated thresholds compared to previous measured value) at which 2:1 safety margin can no longer be achieved.

**Oversensing:** Misinterpretation of cardiac or non-cardiac events as cardiac depolarization, e.g. T-waves, skeletal muscle potentials, and extracardiac electromagnetic interference (EMI).

**Failure to Sense (undersensing):** Intermittent or complete loss of sensing or failure to detect intended intrinsic cardiac signals (atrial or ventricular) during non-refractory periods at programmed sensitivity settings.

**Insulation Breach:** A disruption or break in lead insulation observed visually, electrically, or radiographically.

**Abnormal Pacing Impedance:** Pacing impedance is typically considered abnormal if a measurement is  $< 200 \Omega$  or  $> 2000 \Omega$  (based on lead model and measurement range of the device).

**Abnormal Defibrillation Impedance:** Defibrillation impedance is typically considered abnormal if a measurement is  $< 20 \Omega$  or  $> 200 \Omega$  (based on lead model and measurement range of the device).

**Extracardiac Stimulation:** Clinical observation of inadvertent nerve/muscle stimulation other than cardiac muscle.

**Other:** Specific proprietary lead mechanical attributes such as lead incorporated sensors, connectors or seal rings which affect a lead's ability to perform as designed or remain in service, as well as other complications not included above.

# INTRODUCTION AND OVERVIEW

## Leads Malfunction Reporting

As a supplement to the survival estimates, the categorization of lead malfunctions emphasizes the root cause of malfunction rather than a functional longevity prediction. In accordance with AdvaMed guidelines, laboratory analysis results of returned leads are categorized into one of the following five categories of malfunctions. The quantity and rate of each malfunction type is provided in a tabular format on the Customer Reported Performance Data and the Actively Monitored Study Data pages. Note that in the rare cases where multiple malfunctions are identified in a single lead, a single malfunction category will be selected with priority given in the order of the list below. The definition for each malfunction type is provided below:

**Conductor Fracture:** Conductor break with complete or intermittent loss of continuity that could interrupt current flow. This type of malfunction includes any conductor fracture such as those associated with flex-fatigue or clavicular crush damage.

In an effort to further increase customer understanding of St. Jude Medical™ defibrillation and left-heart lead performance, subcategories of conductor fracture are also provided. The definitions of these subcategories are provided below:

**Clavicular Crush:** Conductor fracture due to strong compression and bending at the approximation of the first rib and clavicle.

**In the Pocket:** Conductor fracture not within the vascular or cardiac systems, typically within the subcutaneous pocket or associated with the suture sleeve, excluding the mechanism of clavicular crush.

**Intravascular:** Conductor fracture within the vascular or cardiac systems.

**Insulation Breach:** Any lead insulation breach, such as: 1) proximal abrasion associated with lead-to-lead or lead-to-can contact in the pocket, 2) mid-lead insulation damage caused by clavicular crush or insulation wear in the region of vein insertion, 3) distal abrasion due to lead-to-lead interactions or contact with anatomic structures, and 4) externalized conductors in the distal region.

Subcategories of insulation breach for defibrillation and left-heart leads are also provided. The definitions of these subcategories are provided below:

**Lead-to-Can Contact:** Direct contact between the lead and the can (i.e. pacemaker, ICD, or CRT-D) combined with repetitive skeletal movement caused abrasion that resulted in a full thickness outer insulation breach.

**Lead-to-Lead Contact:** Repetitive contact between two leads caused abrasion that resulted in a full thickness outer insulation breach.

**Clavicular Crush:** Damage due to strong compression between the first rib and clavicle resulted in a full thickness outer insulation breach.

# INTRODUCTION AND OVERVIEW

**Externalized Conductors:** Abrasion resulted in an outer insulation breach within the vascular or cardiac systems allowing the normally contained conductors to become visible outside the lead body. Externalized conductors were described in our December 2010 and November 2011 communications regarding insulation abrasion failures on silicone Riata™ and Riata™ ST lead families (summary on pages 324-325) and in our April 2012 communication regarding insulation abrasion failures on QuickSite™ and QuickFlex™ lead families. Additional information regarding externalized conductors on Riata™ and Riata™ ST leads can be found at [www.RiataCommunication.com](http://www.RiataCommunication.com).

**Other (Insulation Breach):** Insulation breaches that resulted from a failure mode not represented by the other four categories. This includes a variety of failure modes, such as damage at the suture sleeve and contact with patient anatomy. Also includes insulation breaches for which analysis was unable to isolate a specific cause.

**Crimps, Welds and Bonds:** Any interruption in the conductor or lead body associated with a point of connection.

**Other:** Includes specific proprietary lead mechanical attributes, such as lead incorporated sensors, connectors, and seal rings, as well as other analysis results not included in the alternate categories.

**Extrinsic Factors:** The lead was implanted greater than 30 days, removed from service with an associated complaint and returned for analysis, however analysis was inconclusive because (1) only portions of the lead were available, or (2) the returned lead was damaged by the explantation process, or (3) lab analysis could not determine an out of specification condition (typically with complaints such as dislodgements, perforations, or failure to capture).

## Actively Monitored Study Data

### Summary Information

Since 2007 the Product Performance Report has included data from the St. Jude Medical Product Longevity and Performance Registry (SCORE). This comprehensive study provided monitored performance data on pacemakers, ICDs, and leads. With product-specific, post-market registries being standard practice, St. Jude Medical continues to complement the SCORE registry with data from the SJ4 Post-Approval Study, the QuickFlex™  $\mu$  Post-Approval Study, the Quadripolar CRT-D Post-Approval Study, and the OPTIMUM registry. These actively monitored study data now represent >62,000 implanted devices, and continues to be a very powerful source of product performance information which complements the data collected from Customer Reported Performance Data. Actively monitored study data is not susceptible to underreporting and provides the most accurate understanding of product performance. The many sites participating in these actively monitored studies are individually providing data on the performance of St. Jude Medical cardiac rhythm management products using common definitions and criteria. In addition, each of these sites is regularly audited by St. Jude Medical personnel to ensure comprehensive reporting.



# INTRODUCTION AND OVERVIEW

	<b>Study Description</b>	<b>Study Initiated</b>	<b># Sites</b>	<b># Patients</b>	<b>Product Types/Families</b>
SCORE (St. Jude Medical Product Longevity and Performance Registry)	Prospective, actively monitored, multicenter registry to evaluate the long-term performance of St. Jude Medical market-released cardiac rhythm management products.	September 2007	80	11,247	Pacemakers, ICDs, CRT-Ds, Leads (all types)
SJ4 Post-Approval Study	Prospective, actively monitored, multicenter study to evaluate the acute and chronic performance of the St. Jude Medical SJ4/DF4 connector and SJ4/DF4 defibrillation leads.	June 2009	58	1,701	ICDs, CRT-Ds, Leads (all types)
QuickFlex™ μ Post-Approval Study	Prospective, actively monitored, multicenter study to evaluate the acute and chronic performance of the St. Jude Medical QuickFlex™ μ 1258T left ventricular leads.	September 2010	76	1,930	CRT-Ds, Leads (all types)
Quadripolar CRT-D Post-Approval Study	Prospective, actively monitored, multicenter study to evaluate the acute and chronic performance of the St. Jude Medical™ Quadripolar CRT-D system.	February 2012	71	1,970	Unify Quadra™ and Quadra Assura™ CRT-Ds, Leads (all types)
Optimum Registry	Prospective, actively monitored, multicenter registry to evaluate the long-term performance of market-released St. Jude Medical leads with Optim™ insulation material.	August 2006	241	14,120	Leads (any model with Optim™ Insulation)

# INTRODUCTION AND OVERVIEW

The models included in the actively monitored dataset are listed below:

## ICDs

Current™ + DR (Model CD2211-36)  
Current™ + DR (Model CD2211-36Q)  
Current™ + VR (Model CD1211-36Q)  
Current™ DR RF (Model 2207-36)  
Current™ VR RF (Model 1207-36)  
Fortify™ DR (Model CD2231-40)  
Fortify™ DR (Model CD2231-40Q)  
Fortify™ VR (Model CD1231-40Q)  
Promote™ + CRT-D (Model CD3211-36)  
Promote™ + CRT-D (Model CD3211-36Q)  
Promote™ RF CRT-D (Model 3207-36)  
Quadra Assura™ CRT-D (Model CD3265-40Q)  
Quadra Assura™ CRT-D (Model CD3365-40Q)  
Unify Assura™ CRT-D (Model CD3357-40C)  
Unify Assura™ CRT-D (Model CD3357-40Q)  
Unify Quadra™ CRT-D (Model CD3249-40)  
Unify Quadra™ CRT-D (Model CD3249-40Q)  
Unify™ CRT-D (Model CD3231-40)  
Unify™ CRT-D (Model CD3231-40Q)

## Defibrillation Leads

Durata™ (Model 7122)  
Durata™ (Models 7120/7121)  
Durata™ DF4 (Model 7122Q)  
Durata™ DF4 (Models 7120Q/7121Q)  
Durata™ DF4 (Models 7170Q/7171Q)  
Riata™ (Models 1580/1581)  
Riata™ ST (Models 7000/7001)  
Riata™ ST Optim™ (Models 7020/7021)  
Riata™ ST Optim™ (Models 7070/7071)

## CRT Leads

Quartet™ (Model 1458Q)  
QuickFlex™ (Model 1156T)  
QuickFlex™ XL (Model 1158T)  
QuickFlex™  $\mu$  (Model 1258T)  
QuickSite™ (Model 1056T)  
QuickSite™ XL (Model 1058T)

## Pacemakers

Accent™ DR (Model PM2110)  
Accent™ DR RF (Model PM2210)  
Accent™ SR RF (Model PM1210)  
Anthem™ RF CRT-P (Model PM3210)  
Identity ADx™ XL DR (Model 5386)  
Victory™ XL DR (Model 5816)  
Zephyr™ DR (Model 5820)  
Zephyr™ XL DR (Model 5826)  
Zephyr™ XL SR (Model 5626)

## Pacing Leads

IsoFlex™ Optim™ (Model 1944)  
IsoFlex™ Optim™ (Model 1948)  
IsoFlex™ S (Model 1646)  
OptiSense™ (Model 1699)  
OptiSense™ (Model 1999)  
Tendril™ (Model 1782)  
Tendril™ (Model 1788)  
Tendril™ SDX (Model 1388)  
Tendril™ SDX (Model 1488)  
Tendril™ SDX (Model 1688)  
Tendril™ ST Optim™ (Model 1882)  
Tendril™ ST Optim™ (Model 1888)  
Tendril™ STS (Model 2088)

# INTRODUCTION AND OVERVIEW

## Qualifying Complications

When abnormal performance is suspected of an actively monitored study device, the related clinical event and any resulting clinical action is reported to St. Jude Medical. A Qualifying Complication is defined to have occurred if the report identifies one of the following Clinical Events that resulted in one of the following Clinical Actions. Any Clinical Event without a related Clinical Action is not considered a Qualifying Complication.

### Qualifying Clinical Events

- Abnormal Defibrillation Impedance
- Abnormal Pacing Impedance
- Cardiac Perforation
- Conductor Fracture
- Extracardiac Stimulation
- Failure to Capture
- Failure to Sense
- Inappropriate Shock
- Insulation Breach
- Lead Dislodgement
- Loss of Telemetry
- Oversensing
- Pericardial Effusion
- Premature Battery Depletion
- Skin Erosion

### Qualifying Clinical Action

- Generator Pacing Mode Changed
- Lead Electrically Abandoned/Capped
- Lead/Generator Explanted
- Lead/Generator Replaced
- Lead Polarity Changed
- Lead Surgically Abandoned/Capped
- Lead Surgically Repositioned

# INTRODUCTION AND OVERVIEW

## Survival Calculation Methods

Survival calculations for actively monitored studies are made in a manner consistent with the ISO 5841-2:2014(E) method used for Customer Reported Performance Data. A minimum of 100 devices are required to have been enrolled, with the latest interval to be reported having a minimum of 50 devices which have been followed for at least six months. Any device with a Qualifying Complication is defined as a non-survivor. Consistent with industry practice, Qualifying Complications for leads are included in the survival calculations for events with an implant duration greater than 30 days. For pacemakers and ICDs, Qualifying Complications are included in the survival calculations for events with an implant duration more than 24 hours. Medical complications unrelated to device performance are not considered as Qualified Complications. Devices included in the actively monitored studies are excluded from the Customer Reported Performance Data. Certain devices and leads, including any which transferred from Customer Reported Performance Data into Actively Monitored Study Data are subsequently excluded from the Customer Reported Performance Data and subject to these Survival Calculation methods. Actively monitored study performance data includes both advisory and non-advisory devices.

## Malfunction Reporting

The Actively Monitored Study Data page contains a table of all device malfunctions. The type, quantity, and rate of all laboratory-confirmed malfunctions are listed using the same categories reported in Customer Reported Performance Data. The malfunction data is not utilized in the actively monitored study survival calculations, but does provide important supplementary information about product performance and reliability.

## Medical Advisory Board Review

St. Jude Medical has an established and independent Medical Advisory Board (MAB) focused on cardiac rhythm management systems, including pulse generators and leads. One of the important tasks assigned to the MAB is the review of the performance data contained in this report prior to its release and publication on a semi-annual basis. MAB members and their location of practice include:

Dr. Anne Curtis, Buffalo, New York

Dr. Thomas Mattioni, Paradise Valley, Arizona

Dr. Roger Freedman, Salt Lake City, Utah

Dr. Raymond Schaerf, Burbank, California

Dr. Christoph Geller, Bad Berka, Germany

Dr. Bruce Wilkoff, Cleveland, Ohio

## Returning Devices to St. Jude Medical

To maintain the continued accuracy of our performance reporting, St. Jude Medical strongly encourages physicians to notify our Patient Records department (888-SJM-2763) each time a device is removed from service for any reason. Additionally, all explanted products are requested to be returned to St. Jude Medical for laboratory evaluation whether or not a malfunction is suspected. To facilitate the return of explanted devices, St. Jude Medical offers a no-cost Returned Products Kit comprised of a postage paid explant box with a shipping address label, a removed device information form, a biohazard bag, and biohazard labels to seal the explant box. This kit, #N0004, can be ordered free of charge by contacting St. Jude Medical Customer Service (888-SJM-2763).

## Contact Us

The St. Jude Medical team is always ready to respond to questions, comments or suggestions as well as receive product performance feedback. You can reach us by phone at 888-SJM-2763, on the web at [www.SJM.com](http://www.SJM.com), or by contacting your local St. Jude Medical representative.

# CARDIAC RESYNCHRONIZATION THERAPY (CRT) DEVICES

CRT ICDs

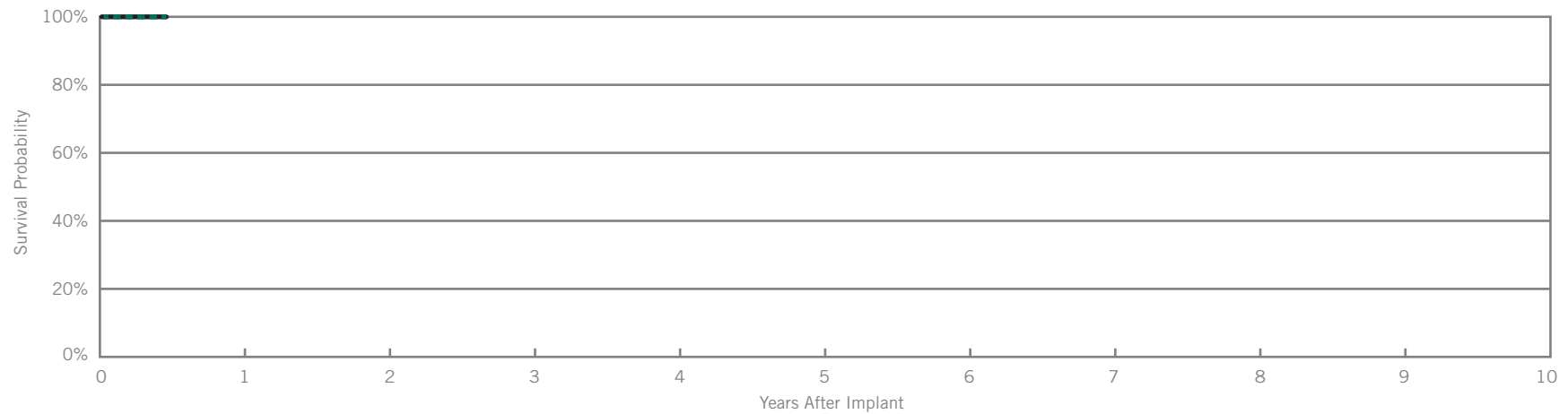
Quadra Assura MP™ CRT-D

Model CD3369-40C\*

US Regulatory Approval	February 2016
Registered US Implants	1,264
Estimated Active US Implants	1,213
Estimated Longevity	(see table on page 53)
Normal Battery Depletion	0
Max. Delivered Energy	40 joules
Number of US Advisories	None

Customer Reported Performance Data

	Malfunctions w/ Compromised Therapy		Malfunctions w/o Compromised Therapy	
	Qty	Rate	Qty	Rate
Electrical Component	0	0.00%	0	0.00%
Electrical Interconnect	0	0.00%	0	0.00%
Battery	0	0.00%	0	0.00%
High Voltage Capacitor	0	0.00%	0	0.00%
Software/Firmware	0	0.00%	0	0.00%
Mechanical	0	0.00%	0	0.00%
Possible Early Battery Depletion	0	0.00%	0	0.00%
Other	0	0.00%	0	0.00%
<b>Total</b>	<b>0</b>	<b>0.00%</b>	<b>0</b>	<b>0.00%</b>



Including Normal Battery Depletion

Year	at 6 months								
Survival Probability	100.00%								
± 1 standard error	0.00%								
Sample Size	260								

Excluding Normal Battery Depletion

Year	at 6 months								
Survival Probability	100.00%								
± 1 standard error	0.00%								

\*Parylene coating.

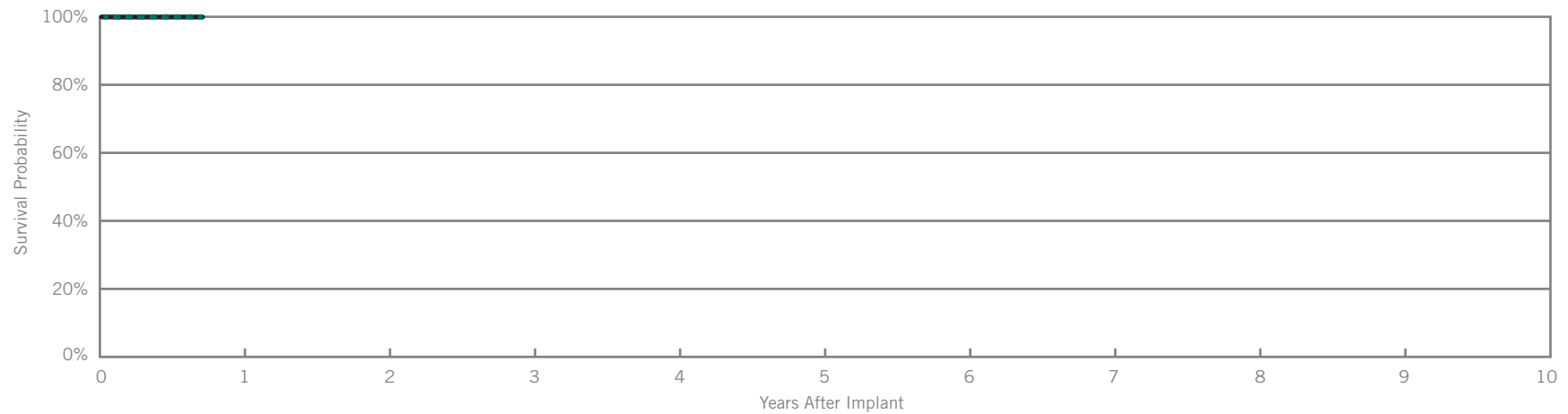
Quadra Assura MP™ CRT-D

Model CD3369-40Q\*

US Regulatory Approval	February 2016
Registered US Implants	8,481
Estimated Active US Implants	8,132
Estimated Longevity	(see table on page 53)
Normal Battery Depletion	0
Max. Delivered Energy	40 joules
Number of US Advisories	None

Customer Reported Performance Data

	Malfunctions w/ Compromised Therapy		Malfunctions w/o Compromised Therapy	
	Qty	Rate	Qty	Rate
Electrical Component	0	0.00%	0	0.00%
Electrical Interconnect	0	0.00%	0	0.00%
Battery	0	0.00%	0	0.00%
High Voltage Capacitor	0	0.00%	0	0.00%
Software/Firmware	0	0.00%	0	0.00%
Mechanical	0	0.00%	2	0.02%
Possible Early Battery Depletion	0	0.00%	0	0.00%
Other	0	0.00%	0	0.00%
<b>Total</b>	<b>0</b>	<b>0.00%</b>	<b>2</b>	<b>0.02%</b>



Including Normal Battery Depletion

Year	at 9 months								
Survival Probability	99.94%								
± 1 standard error	0.03%								
Sample Size	220								

Excluding Normal Battery Depletion

Year	at 9 months								
Survival Probability	99.94%								
± 1 standard error	0.03%								

\*DF4-LLHH connector type.



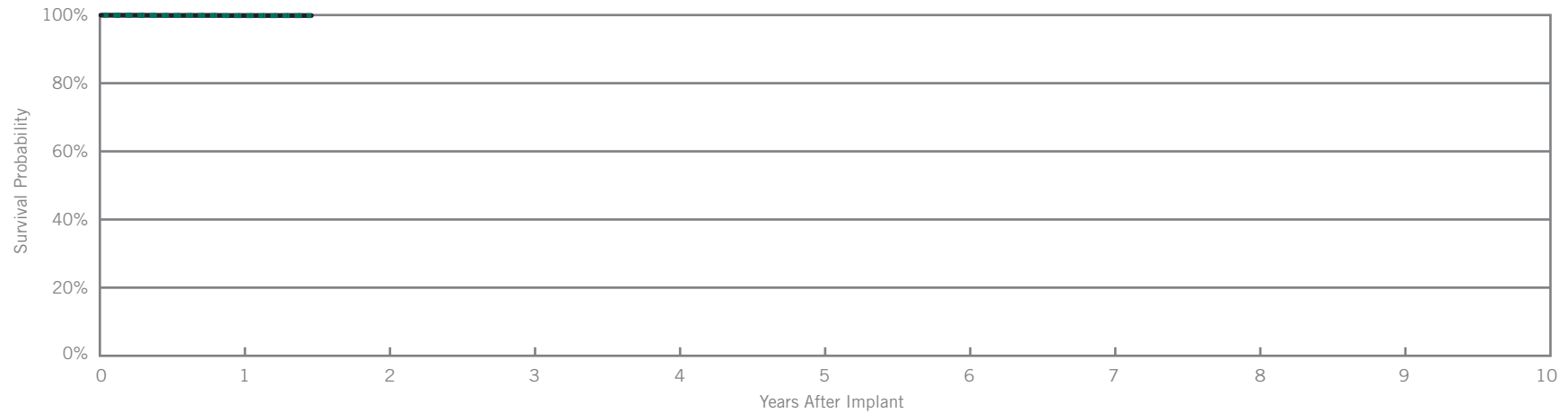
Quadra Assura™ CRT-D

Model CD3365-40Q\* (Non-Advisory Population)

US Regulatory Approval	June 2013
Registered US Implants	13,010
Estimated Active US Implants	11,688
Estimated Longevity	(see table on page 53)
Normal Battery Depletion	0
Max. Delivered Energy	40 joules
Number of US Advisories	None for this population

Customer Reported Performance Data

	Malfunctions w/ Compromised Therapy		Malfunctions w/o Compromised Therapy	
	Qty	Rate	Qty	Rate
Electrical Component	0	0.00%	0	0.00%
Electrical Interconnect	2	0.02%	0	0.00%
Battery	0	0.00%	0	0.00%
High Voltage Capacitor	0	0.00%	0	0.00%
Software/Firmware	1	<0.01%	0	0.00%
Mechanical	0	0.00%	4	0.03%
Possible Early Battery Depletion	0	0.00%	0	0.00%
Other	0	0.00%	0	0.00%
<b>Total</b>	<b>3</b>	<b>0.02%</b>	<b>4</b>	<b>0.03%</b>



Including Normal Battery Depletion

Year	1	at 18 months							
Survival Probability	99.86%	99.86%							
± 1 standard error	0.04%	0.04%							
Sample Size	8,850	400							

Excluding Normal Battery Depletion

Year	1	at 18 months							
Survival Probability	99.86%	99.86%							
± 1 standard error	0.04%	0.04%							

\*DF4-LLHH connector type.

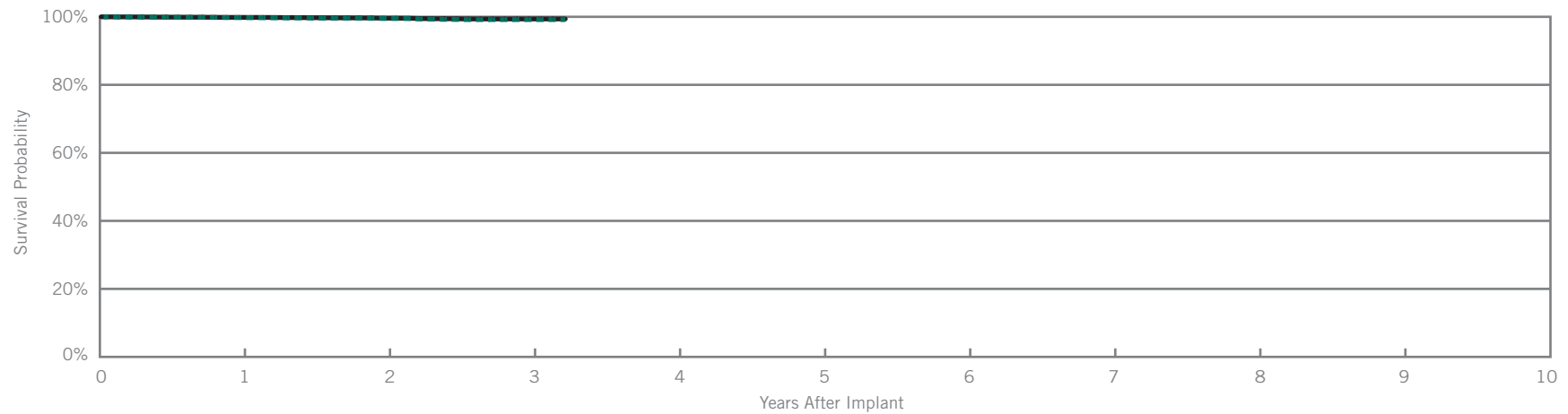
Quadra Assura™ CRT-D

Model CD3365-40Q\* (Advisory Population)

US Regulatory Approval	June 2013
Registered US Implants	24,056
Estimated Active US Implants	18,132
Estimated Longevity	(see table on page 53)
Normal Battery Depletion	11
Max. Delivered Energy	40 joules
Number of US Advisories (see pg. 309)	One

Customer Reported Performance Data

	Malfunctions w/ Compromised Therapy		Malfunctions w/o Compromised Therapy	
	Qty	Rate	Qty	Rate
Electrical Component	4	0.02%	5	0.02%
Electrical Interconnect	7	0.03%	0	0.00%
Battery	0	0.00%	1	<0.01%
High Voltage Capacitor	0	0.00%	0	0.00%
Software/Firmware	1	<0.01%	1	<0.01%
Mechanical	0	0.00%	2	<0.01%
Possible Early Battery Depletion	6	0.02%	9	0.04%
Other	3	0.01%	1	<0.01%
<b>Total</b>	<b>21</b>	<b>0.09%</b>	<b>19</b>	<b>0.08%</b>



Including Normal Battery Depletion

Year	1	2	3	at 39 months					
Survival Probability	99.78%	99.50%	99.18%	99.18%					
± 1 standard error	0.03%	0.05%	0.08%	0.08%					
Sample Size	22,510	16,370	6,500	510					

Excluding Normal Battery Depletion

Year	1	2	3	at 39 months					
Survival Probability	99.83%	99.60%	99.37%	99.37%					
± 1 standard error	0.03%	0.04%	0.07%	0.07%					

\*DF4-LLHH connector type.

Actively Monitored Study Data

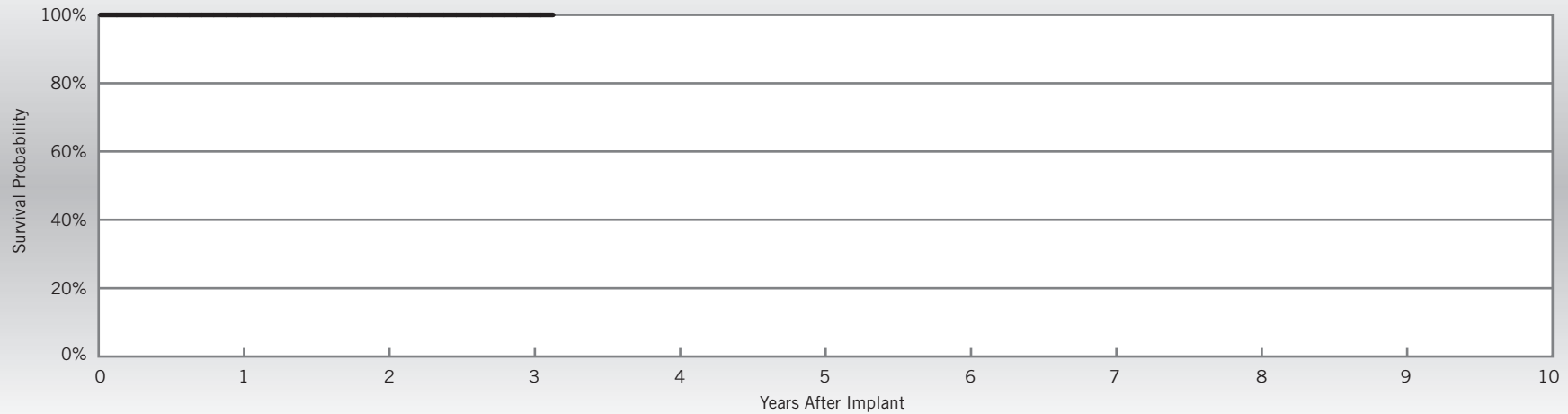
Quadra Assura™ CRT-D

Model CD3365-40Q\*

US Regulatory Approval	June 2013
Number of Devices Enrolled in Study	204
Active Devices Enrolled in Study	143
Cumulative Months of Follow-up	4,956
Estimated Longevity	(see table on page 53)
Max. Delivered Energy	40 joules

Qualifying Complications
None Reported

	Malfunctions w/ Compromised Therapy		Malfunctions w/o Compromised Therapy	
	Qty	Rate	Qty	Rate
Electrical Component	0	0.00%	0	0.00%
Electrical Interconnect	0	0.00%	0	0.00%
Battery	0	0.00%	0	0.00%
High Voltage Capacitor	0	0.00%	0	0.00%
Software/Firmware	0	0.00%	0	0.00%
Mechanical	0	0.00%	0	0.00%
Possible Early Battery Depletion	0	0.00%	0	0.00%
Other	0	0.00%	0	0.00%
<b>Total</b>	<b>0</b>	<b>0.00%</b>	<b>0</b>	<b>0.00%</b>



Year	1	2	3	at 38 months					
Survival Probability	100.00%	100.00%	100.00%	100.00%					
± 1 standard error	0.00%	0.00%	0.00%	0.00%					
Sample Size	180	130	100	60					

\*DF4-LLHH connector type.

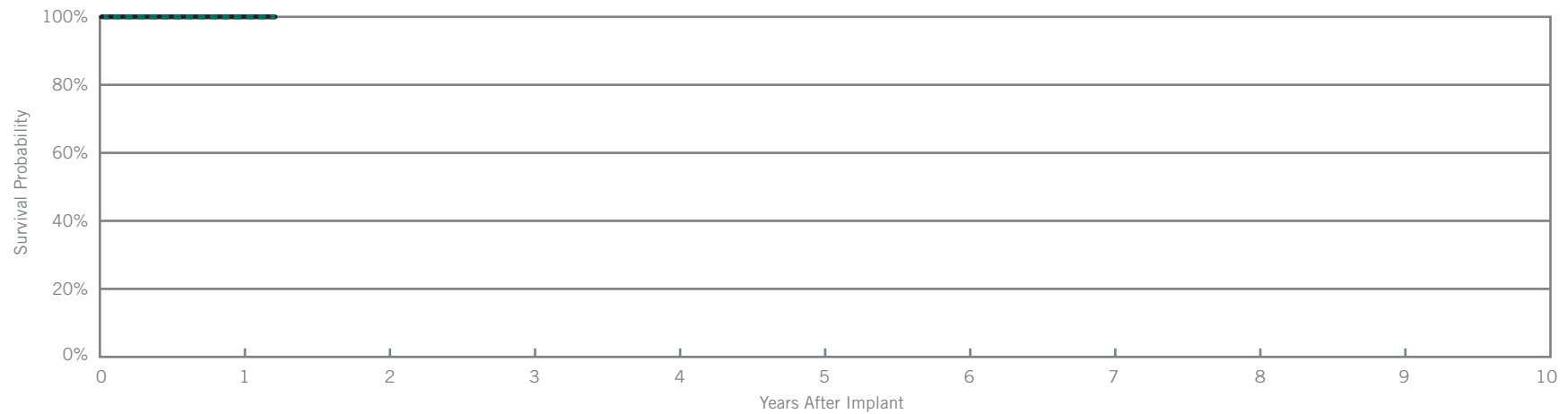
Quadra Assura™ CRT-D

Model CD3365-40C\* (Non-Advisory Population)

US Regulatory Approval	June 2013
Registered US Implants	1,806
Estimated Active US Implants	1,638
Estimated Longevity	(see table on page 53)
Normal Battery Depletion	0
Max. Delivered Energy	40 joules
Number of US Advisories	None for this population

Customer Reported Performance Data

	Malfunctions w/ Compromised Therapy		Malfunctions w/o Compromised Therapy	
	Qty	Rate	Qty	Rate
Electrical Component	0	0.00%	0	0.00%
Electrical Interconnect	0	0.00%	0	0.00%
Battery	0	0.00%	0	0.00%
High Voltage Capacitor	0	0.00%	0	0.00%
Software/Firmware	0	0.00%	0	0.00%
Mechanical	0	0.00%	0	0.00%
Possible Early Battery Depletion	0	0.00%	0	0.00%
Other	0	0.00%	0	0.00%
<b>Total</b>	<b>0</b>	<b>0.00%</b>	<b>0</b>	<b>0.00%</b>



Including Normal Battery Depletion

Year	1	at 15 months							
Survival Probability	100.00%	100.00%							
± 1 standard error	0.00%	0.00%							
Sample Size	1,150	270							

Excluding Normal Battery Depletion

Year	1	at 15 months							
Survival Probability	100.00%	100.00%							
± 1 standard error	0.00%	0.00%							

\*Parylene coating.

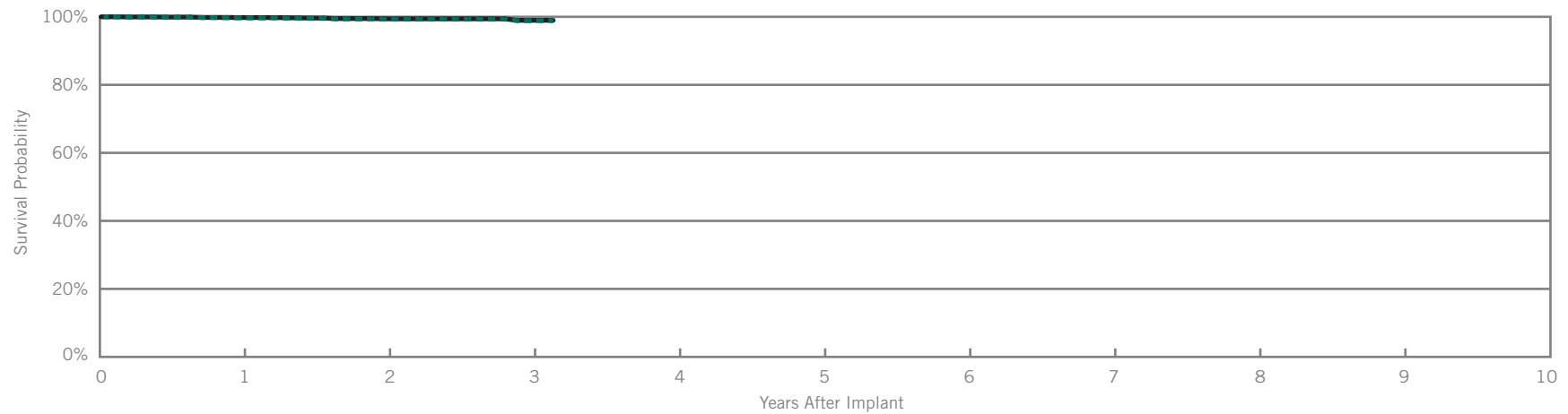
Quadra Assura™ CRT-D

Model CD3365-40C\* (Advisory Population)

US Regulatory Approval	June 2013
Registered US Implants	5,616
Estimated Active US Implants	4,204
Estimated Longevity	(see table on page 53)
Normal Battery Depletion	2
Max. Delivered Energy	40 joules
Number of US Advisories (see pg. 309)	One

Customer Reported Performance Data

	Malfunctions w/ Compromised Therapy		Malfunctions w/o Compromised Therapy	
	Qty	Rate	Qty	Rate
Electrical Component	2	0.04%	1	0.02%
Electrical Interconnect	2	0.04%	0	0.00%
Battery	0	0.00%	1	0.02%
High Voltage Capacitor	0	0.00%	0	0.00%
Software/Firmware	0	0.00%	0	0.00%
Mechanical	0	0.00%	0	0.00%
Possible Early Battery Depletion	2	0.04%	1	0.02%
Other	2	0.04%	1	0.02%
<b>Total</b>	<b>8</b>	<b>0.14%</b>	<b>4</b>	<b>0.07%</b>



Including Normal Battery Depletion

Year	1	2	3	at 38 months					
Survival Probability	99.68%	99.31%	98.88%	98.88%					
± 1 standard error	0.07%	0.12%	0.33%	0.33%					
Sample Size	5,110	3,530	1,370	210					

Excluding Normal Battery Depletion

Year	1	2	3	at 38 months					
Survival Probability	99.78%	99.41%	98.97%	98.97%					
± 1 standard error	0.06%	0.11%	0.33%	0.33%					

\*Parylene coating.

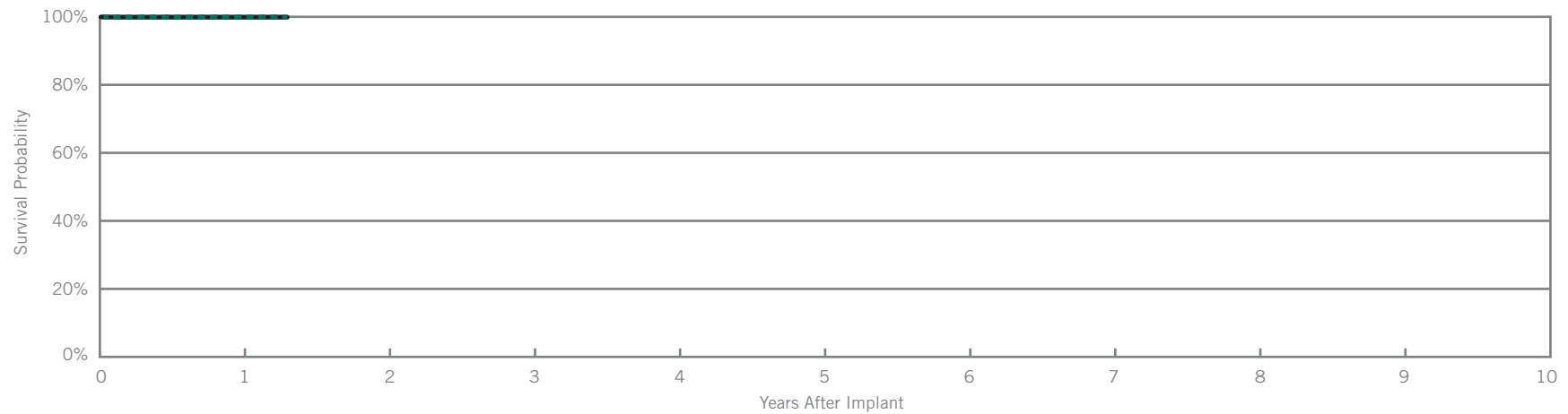
Unify Assura™ CRT-D

Model CD3357-40Q\* (Non-Advisory Population)

US Regulatory Approval	June 2013
Registered US Implants	4,809
Estimated Active US Implants	4,446
Estimated Longevity	(see table on page 53)
Normal Battery Depletion	0
Max. Delivered Energy	40 joules
Number of US Advisories	None for this population

Customer Reported Performance Data

	Malfunctions w/ Compromised Therapy		Malfunctions w/o Compromised Therapy	
	Qty	Rate	Qty	Rate
Electrical Component	0	0.00%	0	0.00%
Electrical Interconnect	0	0.00%	0	0.00%
Battery	0	0.00%	0	0.00%
High Voltage Capacitor	0	0.00%	0	0.00%
Software/Firmware	0	0.00%	0	0.00%
Mechanical	0	0.00%	1	0.02%
Possible Early Battery Depletion	0	0.00%	0	0.00%
Other	0	0.00%	1	0.02%
<b>Total</b>	<b>0</b>	<b>0.00%</b>	<b>2</b>	<b>0.04%</b>



Including Normal Battery Depletion

Year	1	at 16 months							
Survival Probability	99.90%	99.90%							
± 1 standard error	0.05%	0.05%							
Sample Size	2,780	280							

Excluding Normal Battery Depletion

Year	1	at 16 months							
Survival Probability	99.90%	99.90%							
± 1 standard error	0.05%	0.05%							

\*DF4-LLHH connector type.

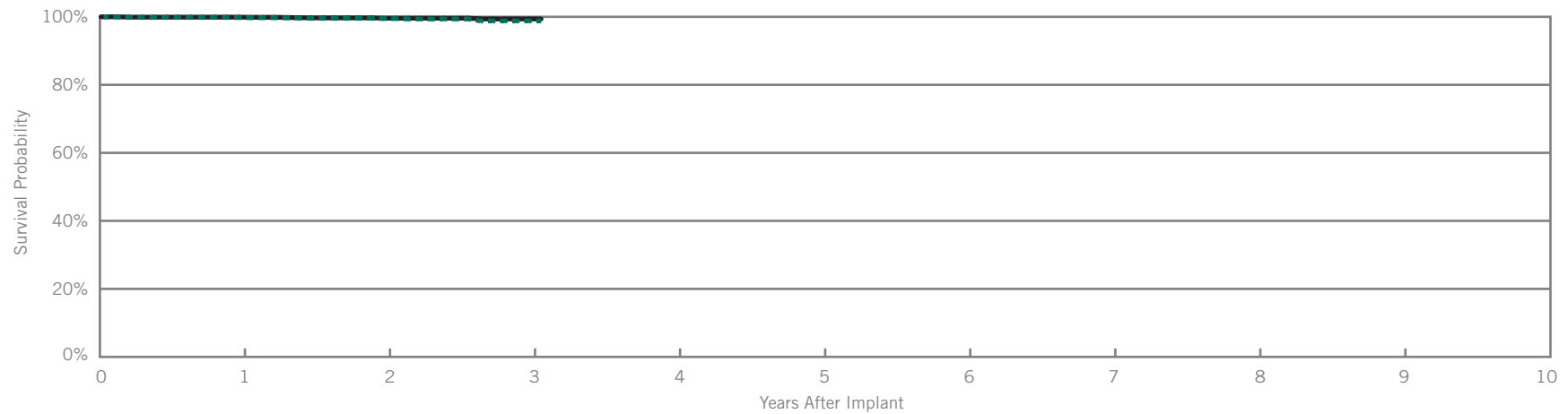
Unify Assura™ CRT-D

Model CD3357-40Q\* (Advisory Population)

US Regulatory Approval	June 2013
Registered US Implants	5,335
Estimated Active US Implants	3,973
Estimated Longevity	(see table on page 53)
Normal Battery Depletion	5
Max. Delivered Energy	40 joules
Number of US Advisories (see pg. 309)	One

Customer Reported Performance Data

	Malfunctions w/ Compromised Therapy		Malfunctions w/o Compromised Therapy	
	Qty	Rate	Qty	Rate
Electrical Component	0	0.00%	0	0.00%
Electrical Interconnect	2	0.04%	0	0.00%
Battery	0	0.00%	0	0.00%
High Voltage Capacitor	2	0.04%	0	0.00%
Software/Firmware	0	0.00%	0	0.00%
Mechanical	0	0.00%	0	0.00%
Possible Early Battery Depletion	3	0.06%	0	0.00%
Other	0	0.00%	1	0.02%
<b>Total</b>	<b>7</b>	<b>0.13%</b>	<b>1</b>	<b>0.02%</b>



Including Normal Battery Depletion

Year	1	2	3	at 37 months					
Survival Probability	99.78%	99.48%	98.80%	98.80%					
± 1 standard error	0.06%	0.10%	0.29%	0.29%					
Sample Size	4,840	3,200	1,160	260					

Excluding Normal Battery Depletion

Year	1	2	3	at 37 months					
Survival Probability	99.90%	99.60%	99.37%	99.37%					
± 1 standard error	0.04%	0.09%	0.19%	0.19%					

\*DF4-LLHH connector type.

Actively Monitored Study Data

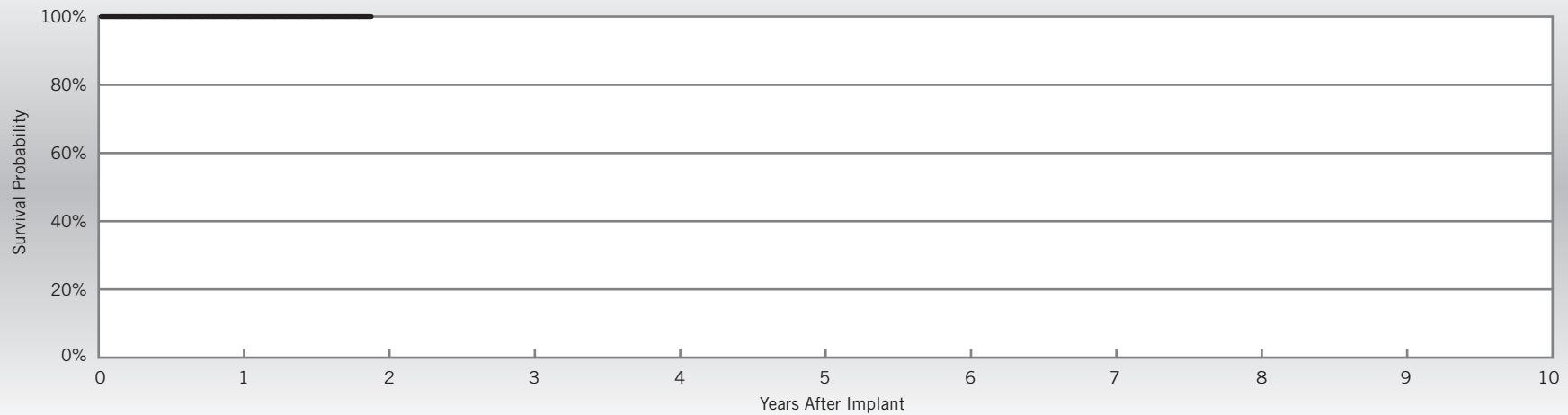
Unify Assura™ CRT-D

Model CD3357-40Q\*

US Regulatory Approval	June 2013
Number of Devices Enrolled in Study	166
Active Devices Enrolled in Study	143
Cumulative Months of Follow-up	2,727
Estimated Longevity	(see table on page 53)
Max. Delivered Energy	40 joules

Qualifying Complications
None Reported

	Malfunctions w/ Compromised Therapy		Malfunctions w/o Compromised Therapy	
	Qty	Rate	Qty	Rate
Electrical Component	0	0.00%	0	0.00%
Electrical Interconnect	0	0.00%	0	0.00%
Battery	0	0.00%	0	0.00%
High Voltage Capacitor	0	0.00%	0	0.00%
Software/Firmware	0	0.00%	0	0.00%
Mechanical	0	0.00%	0	0.00%
Possible Early Battery Depletion	0	0.00%	0	0.00%
Other	0	0.00%	0	0.00%
<b>Total</b>	<b>0</b>	<b>0.00%</b>	<b>0</b>	<b>0.00%</b>



Year	1	at 23 months							
Survival Probability	100.00%	100.00%							
± 1 standard error	0.00%	0.00%							
Sample Size	140	50							

\*DF4-LLHH connector type.



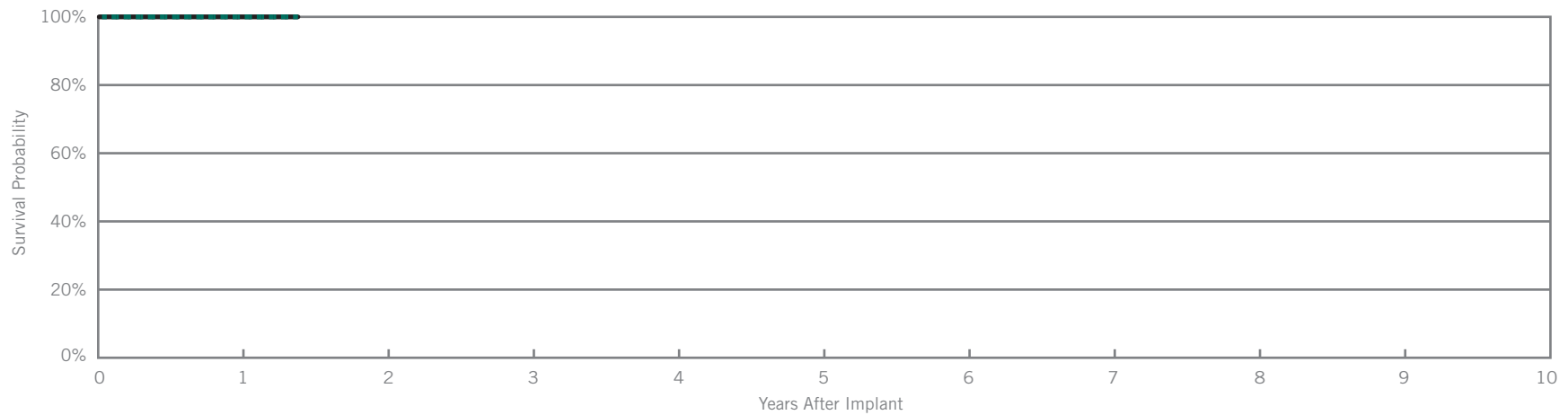
Unify Assura™ CRT-D

Model CD3357-40C\* (Non-Advisory Population)

US Regulatory Approval	June 2013
Registered US Implants	5,955
Estimated Active US Implants	5,504
Estimated Longevity	(see table on page 53)
Normal Battery Depletion	0
Max. Delivered Energy	40 joules
Number of US Advisories	None for this population

Customer Reported Performance Data

	Malfunctions w/ Compromised Therapy		Malfunctions w/o Compromised Therapy	
	Qty	Rate	Qty	Rate
Electrical Component	0	0.00%	0	0.00%
Electrical Interconnect	0	0.00%	0	0.00%
Battery	0	0.00%	0	0.00%
High Voltage Capacitor	0	0.00%	0	0.00%
Software/Firmware	0	0.00%	0	0.00%
Mechanical	0	0.00%	0	0.00%
Possible Early Battery Depletion	0	0.00%	0	0.00%
Other	0	0.00%	0	0.00%
<b>Total</b>	<b>0</b>	<b>0.00%</b>	<b>0</b>	<b>0.00%</b>



Including Normal Battery Depletion

Year	1	at 17 months							
Survival Probability	100.00%	100.00%							
± 1 standard error	0.00%	0.00%							
Sample Size	3,690	360							

Excluding Normal Battery Depletion

Year	1	at 17 months							
Survival Probability	100.00%	100.00%							
± 1 standard error	0.00%	0.00%							

\*Parylene coating.

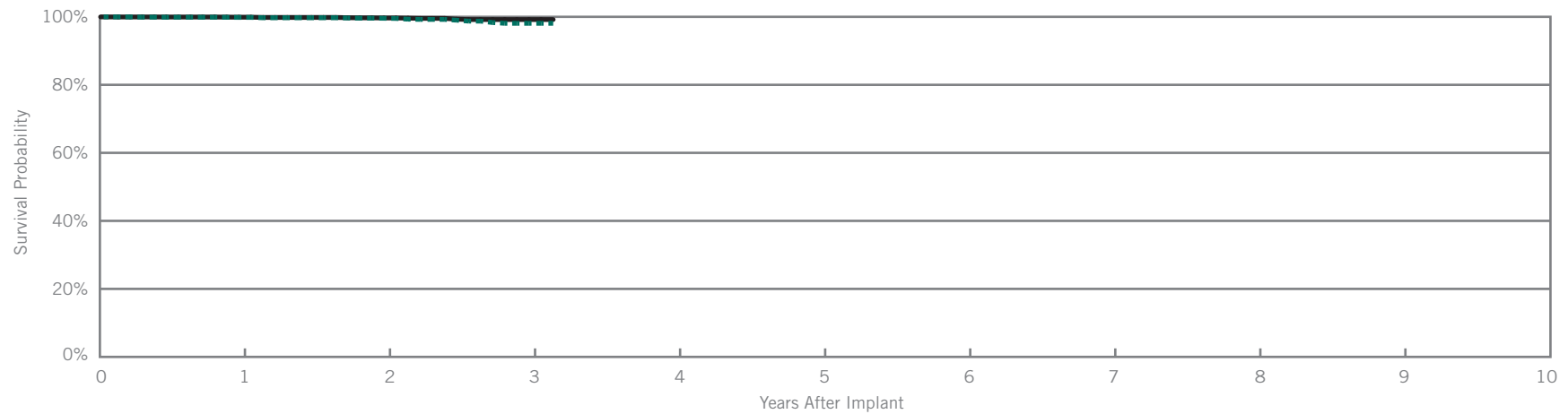
Unify Assura™ CRT-D

Model CD3357-40C\* (Advisory Population)

US Regulatory Approval	June 2013
Registered US Implants	9,591
Estimated Active US Implants	7,098
Estimated Longevity	(see table on page 53)
Normal Battery Depletion	10
Max. Delivered Energy	40 joules
Number of US Advisories (see pg. 309)	One

Customer Reported Performance Data

	Malfunctions w/ Compromised Therapy		Malfunctions w/o Compromised Therapy	
	Qty	Rate	Qty	Rate
Electrical Component	2	0.02%	2	0.02%
Electrical Interconnect	2	0.02%	0	0.00%
Battery	0	0.00%	0	0.00%
High Voltage Capacitor	1	0.01%	0	0.00%
Software/Firmware	0	0.00%	1	0.01%
Mechanical	0	0.00%	1	0.01%
Possible Early Battery Depletion	5	0.05%	1	0.01%
Other	0	0.00%	1	0.01%
<b>Total</b>	<b>10</b>	<b>0.10%</b>	<b>6</b>	<b>0.06%</b>



Including Normal Battery Depletion

Year	1	2	3	at 38 months					
Survival Probability	99.83%	99.57%	98.09%	98.09%					
± 1 standard error	0.04%	0.07%	0.31%	0.31%					
Sample Size	8,890	6,220	2,330	280					

Excluding Normal Battery Depletion

Year	1	2	3	at 38 months					
Survival Probability	99.89%	99.66%	99.20%	99.20%					
± 1 standard error	0.03%	0.06%	0.16%	0.16%					

\*Parylene coating.

Actively Monitored Study Data

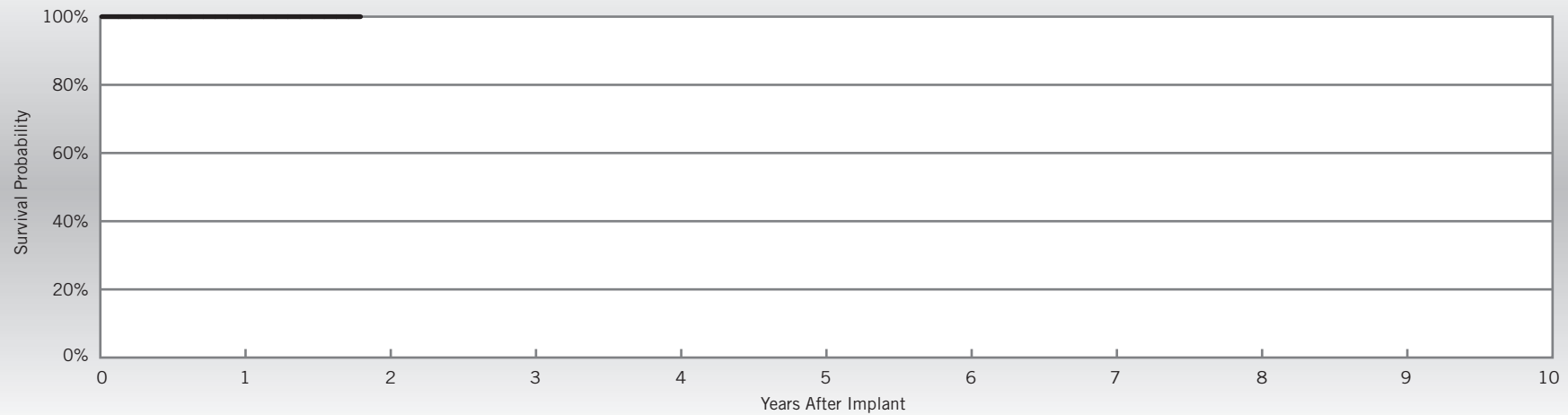
Unify Assura™ CRT-D

Model CD3357-40C\*

US Regulatory Approval	June 2013
Number of Devices Enrolled in Study	132
Active Devices Enrolled in Study	100
Cumulative Months of Follow-up	2,398
Estimated Longevity	(see table on page 53)
Max. Delivered Energy	40 joules

Qualifying Complications
None Reported

	Malfunctions w/ Compromised Therapy		Malfunctions w/o Compromised Therapy	
	Qty	Rate	Qty	Rate
Electrical Component	0	0.00%	0	0.00%
Electrical Interconnect	0	0.00%	0	0.00%
Battery	0	0.00%	0	0.00%
High Voltage Capacitor	0	0.00%	0	0.00%
Software/Firmware	0	0.00%	0	0.00%
Mechanical	0	0.00%	0	0.00%
Possible Early Battery Depletion	0	0.00%	0	0.00%
Other	0	0.00%	0	0.00%
<b>Total</b>	<b>0</b>	<b>0.00%</b>	<b>0</b>	<b>0.00%</b>



Year	1	at 22 months							
Survival Probability	100.00%	100.00%							
± 1 standard error	0.00%	0.00%							
Sample Size	120	50							

\*Parylene coating.

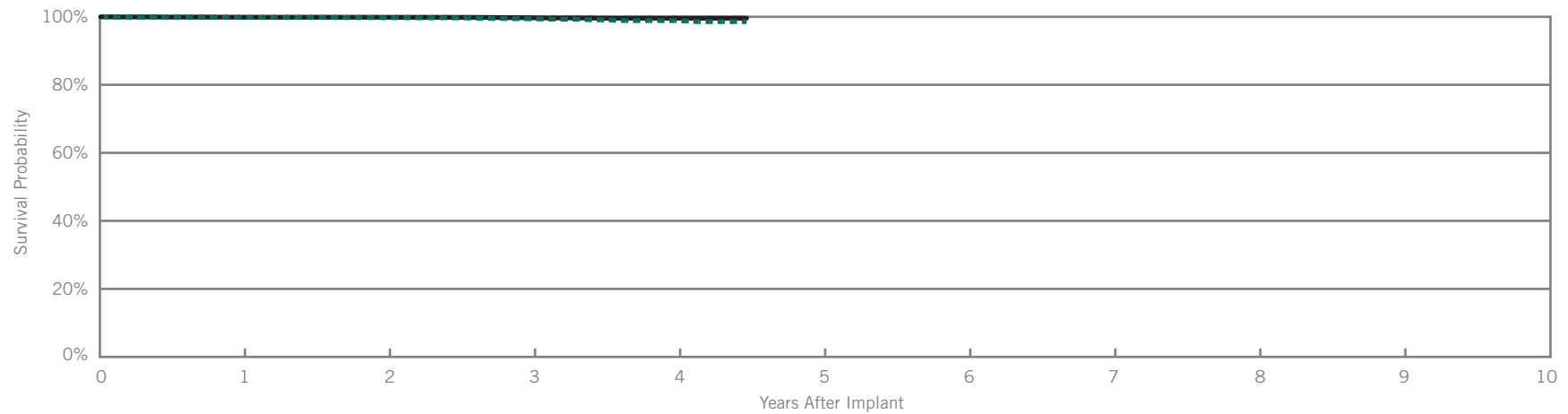
Quadra Assura™ CRT-D

Model CD3265-40Q\* (Advisory Population)

US Regulatory Approval	May 2012
Registered US Implants	13,519
Estimated Active US Implants	9,041
Estimated Longevity	(see table on page 53)
Normal Battery Depletion	24
Max. Delivered Energy	40 joules
Number of US Advisories (see pg. 309)	One

Customer Reported Performance Data

	Malfunctions w/ Compromised Therapy		Malfunctions w/o Compromised Therapy	
	Qty	Rate	Qty	Rate
Electrical Component	2	0.01%	3	0.02%
Electrical Interconnect	1	<0.01%	0	0.00%
Battery	0	0.00%	1	<0.01%
High Voltage Capacitor	0	0.00%	0	0.00%
Software/Firmware	0	0.00%	1	<0.01%
Mechanical	0	0.00%	2	0.01%
Possible Early Battery Depletion	6	0.04%	1	<0.01%
Other	1	<0.01%	0	0.00%
<b>Total</b>	<b>10</b>	<b>0.07%</b>	<b>8</b>	<b>0.06%</b>



Including Normal Battery Depletion

Year	1	2	3	4	at 54 months				
Survival Probability	99.83%	99.74%	99.42%	98.89%	98.59%				
± 1 standard error	0.04%	0.04%	0.07%	0.12%	0.20%				
Sample Size	12,760	11,410	9,720	5,130	280				

Excluding Normal Battery Depletion

Year	1	2	3	4	at 54 months				
Survival Probability	99.87%	99.86%	99.73%	99.60%	99.60%				
± 1 standard error	0.03%	0.03%	0.05%	0.07%	0.07%				

\*DF4-LLHH connector type.

Actively Monitored Study Data

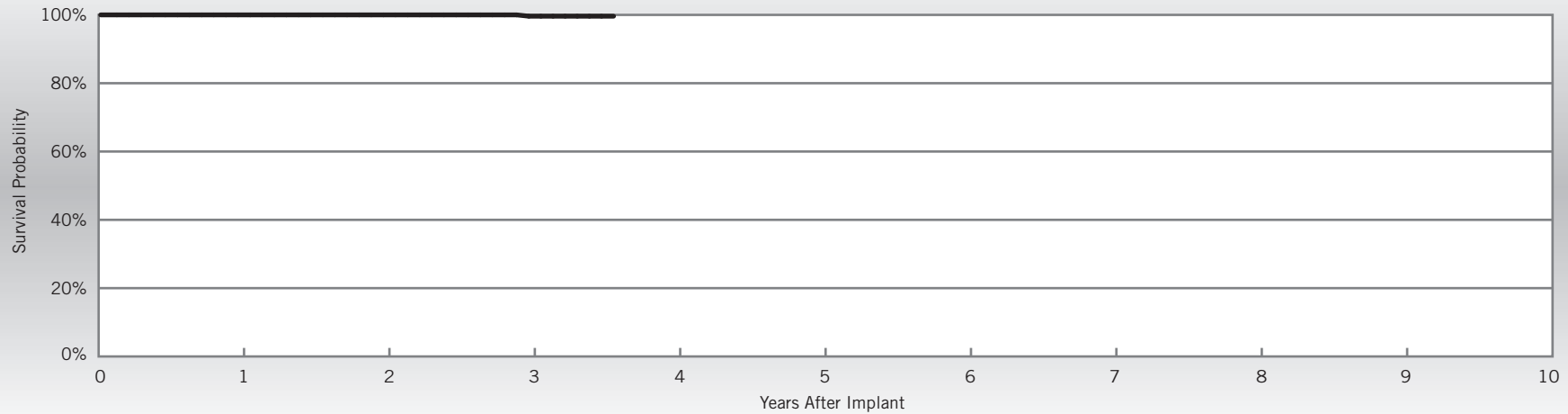
Quadra Assura™ CRT-D

Model CD3265-40Q\*

US Regulatory Approval	May 2012
Number of Devices Enrolled in Study	423
Active Devices Enrolled in Study	253
Cumulative Months of Follow-up	12,861
Estimated Longevity	(see table on page 53)
Max. Delivered Energy	40 joules

Qualifying Complications	Qty	Rate
Premature Battery Depletion	1	0.24%

	Malfunctions w/ Compromised Therapy		Malfunctions w/o Compromised Therapy	
	Qty	Rate	Qty	Rate
Electrical Component	0	0.00%	0	0.00%
Electrical Interconnect	1	0.24%	0	0.00%
Battery	0	0.00%	0	0.00%
High Voltage Capacitor	0	0.00%	0	0.00%
Software/Firmware	0	0.00%	0	0.00%
Mechanical	0	0.00%	0	0.00%
Possible Early Battery Depletion	0	0.00%	0	0.00%
Other	0	0.00%	0	0.00%
<b>Total</b>	<b>1</b>	<b>0.24%</b>	<b>0</b>	<b>0.00%</b>



Year	1	2	3	at 43 months					
Survival Probability	100.00%	100.00%	99.62%	99.62%					
± 1 standard error	0.00%	0.00%	0.38%	0.38%					
Sample Size	390	330	280	60					

\*DF4-LLHH connector type.

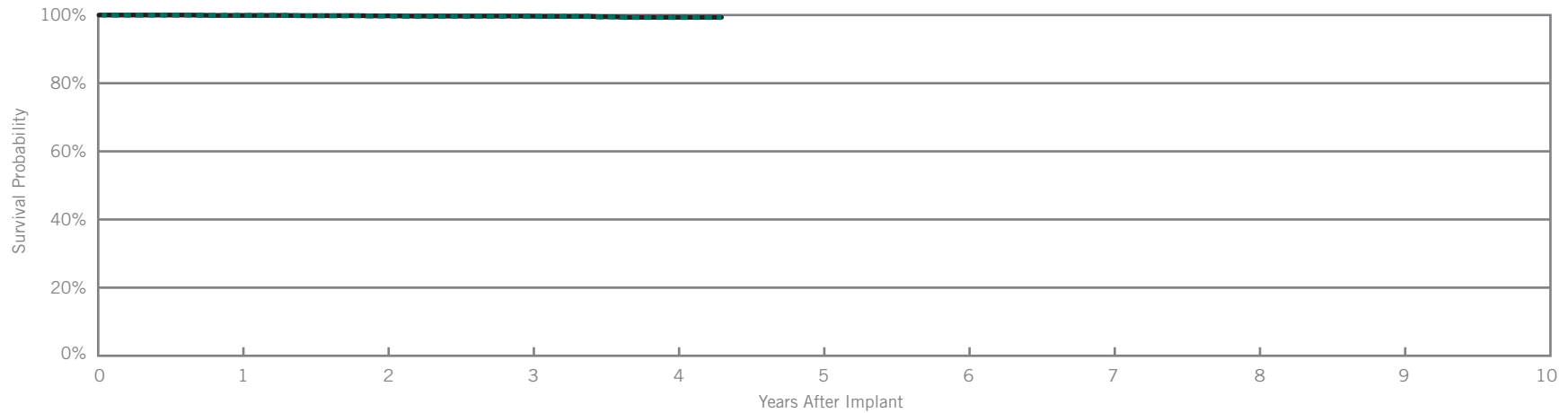
Quadra Assura™ CRT-D

Model CD3265-40 (Advisory Population)

US Regulatory Approval	May 2012
Registered US Implants	4,019
Estimated Active US Implants	2,671
Estimated Longevity	(see table on page 53)
Normal Battery Depletion	1
Max. Delivered Energy	40 joules
Number of US Advisories (see pg. 309)	One

Customer Reported Performance Data

	Malfunctions w/ Compromised Therapy		Malfunctions w/o Compromised Therapy	
	Qty	Rate	Qty	Rate
Electrical Component	0	0.00%	0	0.00%
Electrical Interconnect	1	0.02%	0	0.00%
Battery	0	0.00%	0	0.00%
High Voltage Capacitor	0	0.00%	0	0.00%
Software/Firmware	0	0.00%	0	0.00%
Mechanical	0	0.00%	1	0.02%
Possible Early Battery Depletion	2	0.05%	0	0.00%
Other	3	0.07%	1	0.02%
<b>Total</b>	<b>6</b>	<b>0.15%</b>	<b>2</b>	<b>0.05%</b>



Including Normal Battery Depletion

Year	1	2	3	4	at 52 months				
Survival Probability	99.89%	99.71%	99.65%	99.28%	99.28%				
± 1 standard error	0.06%	0.09%	0.10%	0.19%	0.19%				
Sample Size	3,770	3,350	2,800	1,460	210				

Excluding Normal Battery Depletion

Year	1	2	3	4	at 52 months				
Survival Probability	99.89%	99.77%	99.70%	99.34%	99.34%				
± 1 standard error	0.06%	0.08%	0.09%	0.18%	0.18%				

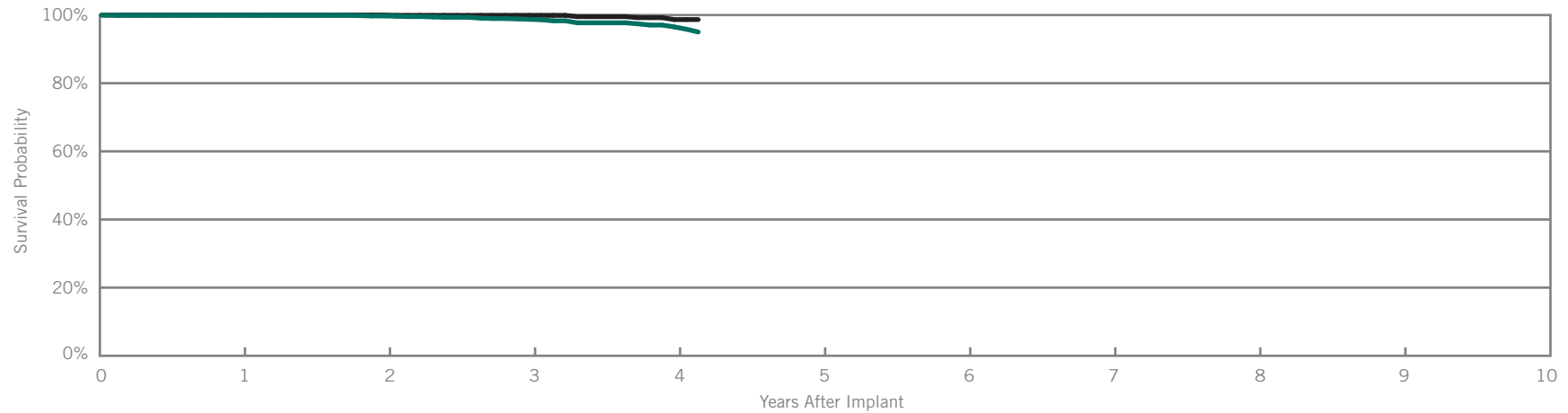
Customer Reported Performance Data

Unify Assura™ CRT-D

Model CD3257-40Q\* (Advisory Population)

US Regulatory Approval	May 2012
Registered US Implants	2,711
Estimated Active US Implants	1,707
Estimated Longevity	(see table on page 53)
Normal Battery Depletion	18
Max. Delivered Energy	40 joules
Number of US Advisories (see pg. 309)	One

	Malfunctions w/ Compromised Therapy		Malfunctions w/o Compromised Therapy	
	Qty	Rate	Qty	Rate
Electrical Component	0	0.00%	0	0.00%
Electrical Interconnect	0	0.00%	0	0.00%
Battery	0	0.00%	0	0.00%
High Voltage Capacitor	0	0.00%	0	0.00%
Software/Firmware	1	0.04%	0	0.00%
Mechanical	0	0.00%	0	0.00%
Possible Early Battery Depletion	3	0.11%	1	0.04%
Other	0	0.00%	0	0.00%
<b>Total</b>	<b>4</b>	<b>0.15%</b>	<b>1</b>	<b>0.04%</b>



Including Normal Battery Depletion

Year	1	2	3	4	at 50 months				
Survival Probability	99.92%	99.74%	98.75%	96.53%	95.02%				
± 1 standard error	0.05%	0.11%	0.24%	0.48%	0.77%				
Sample Size	2,530	2,240	1,890	980	260				

Excluding Normal Battery Depletion

Year	1	2	3	4	at 50 months				
Survival Probability	100.00%	100.00%	99.91%	98.68%	98.68%				
± 1 standard error	0.00%	0.00%	0.07%	0.28%	0.48%				

\*DF4-LLHH connector type.

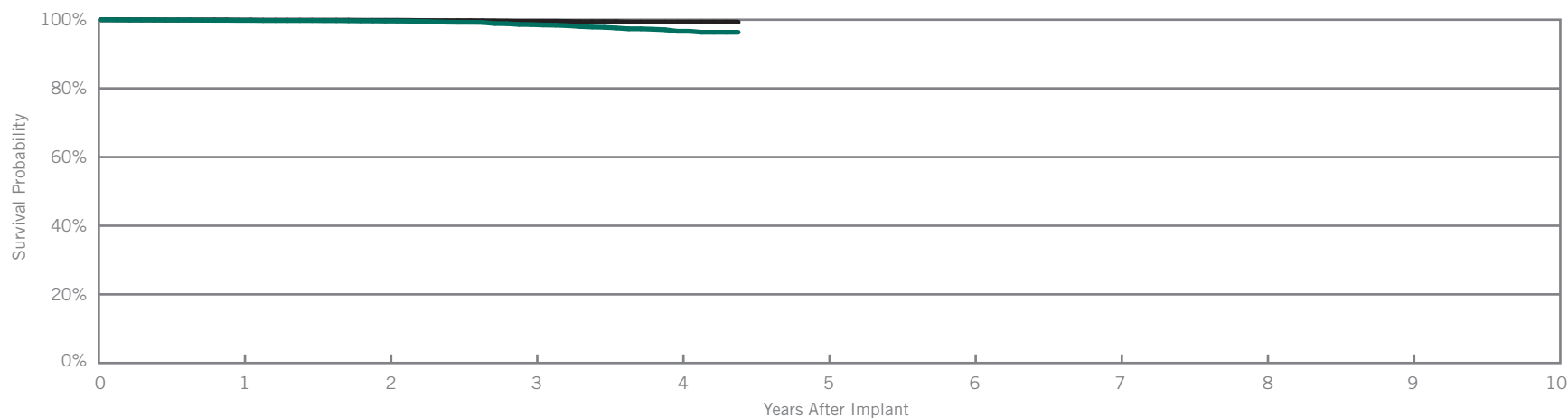
Unify Assura™ CRT-D

Model CD3257-40 (Advisory Population)

US Regulatory Approval	May 2012
Registered US Implants	6,727
Estimated Active US Implants	4,340
Estimated Longevity	(see table on page 53)
Normal Battery Depletion	37
Max. Delivered Energy	40 joules
Number of US Advisories (see pg. 309)	One

Customer Reported Performance Data

	Malfunctions w/ Compromised Therapy		Malfunctions w/o Compromised Therapy	
	Qty	Rate	Qty	Rate
Electrical Component	4	0.06%	3	0.04%
Electrical Interconnect	1	0.01%	0	0.00%
Battery	0	0.00%	1	0.01%
High Voltage Capacitor	0	0.00%	0	0.00%
Software/Firmware	0	0.00%	0	0.00%
Mechanical	0	0.00%	0	0.00%
Possible Early Battery Depletion	3	0.04%	1	0.01%
Other	1	0.01%	1	0.01%
<b>Total</b>	<b>9</b>	<b>0.13%</b>	<b>6</b>	<b>0.09%</b>



Including Normal Battery Depletion

Year	1	2	3	4	at 53 months				
Survival Probability	99.81%	99.63%	98.59%	96.63%	96.34%				
± 1 standard error	0.05%	0.07%	0.16%	0.30%	0.41%				
Sample Size	6,330	5,620	4,710	2,540	230				

Excluding Normal Battery Depletion

Year	1	2	3	4	at 53 months				
Survival Probability	99.90%	99.83%	99.54%	99.33%	99.33%				
± 1 standard error	0.03%	0.05%	0.09%	0.13%	0.13%				



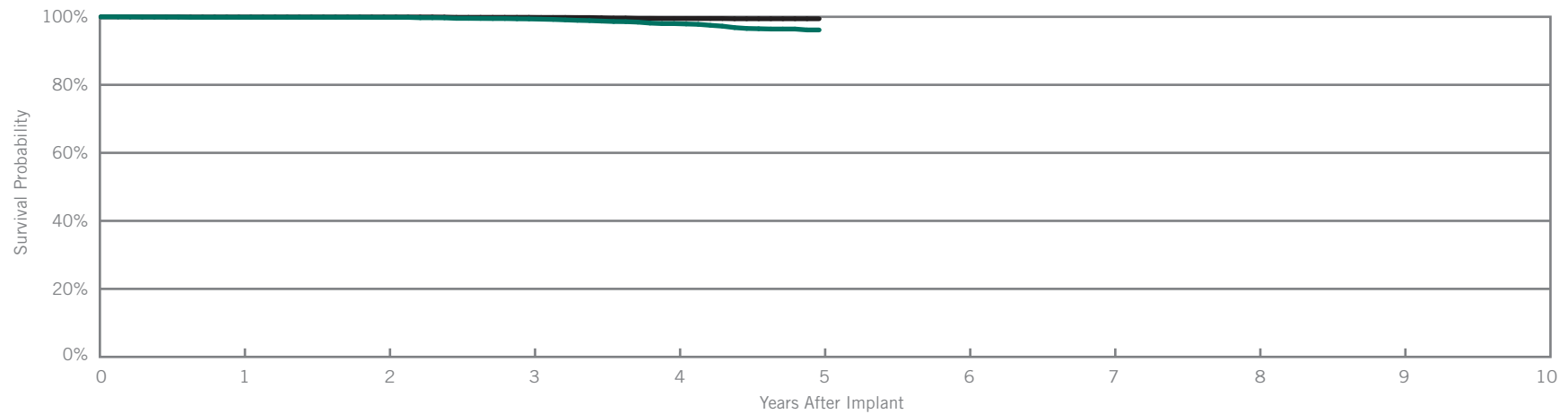
Unify Quadra™ CRT-D

Model CD3249-40Q\* (Advisory Population)

US Regulatory Approval	November 2011
Registered US Implants	8,930
Estimated Active US Implants	5,440
Estimated Longevity	(see table on page 53)
Normal Battery Depletion	60
Max. Delivered Energy	40 joules
Number of US Advisories (see pg. 309)	One

Customer Reported Performance Data

	Malfunctions w/ Compromised Therapy		Malfunctions w/o Compromised Therapy	
	Qty	Rate	Qty	Rate
Electrical Component	3	0.03%	0	0.00%
Electrical Interconnect	0	0.00%	0	0.00%
Battery	0	0.00%	0	0.00%
High Voltage Capacitor	0	0.00%	0	0.00%
Software/Firmware	0	0.00%	0	0.00%
Mechanical	0	0.00%	1	0.01%
Possible Early Battery Depletion	8	0.09%	1	0.01%
Other	2	0.02%	0	0.00%
<b>Total</b>	<b>13</b>	<b>0.15%</b>	<b>2</b>	<b>0.02%</b>



Including Normal Battery Depletion

Year	1	2	3	4	5				
Survival Probability	99.87%	99.84%	99.39%	98.01%	96.14%				
± 1 standard error	0.04%	0.04%	0.09%	0.18%	0.33%				
Sample Size	8,420	7,540	6,780	5,600	500				

Excluding Normal Battery Depletion

Year	1	2	3	4	5				
Survival Probability	99.95%	99.95%	99.85%	99.49%	99.43%				
± 1 standard error	0.02%	0.02%	0.05%	0.09%	0.10%				

\*DF4-LLHH connector type.

Actively Monitored Study Data

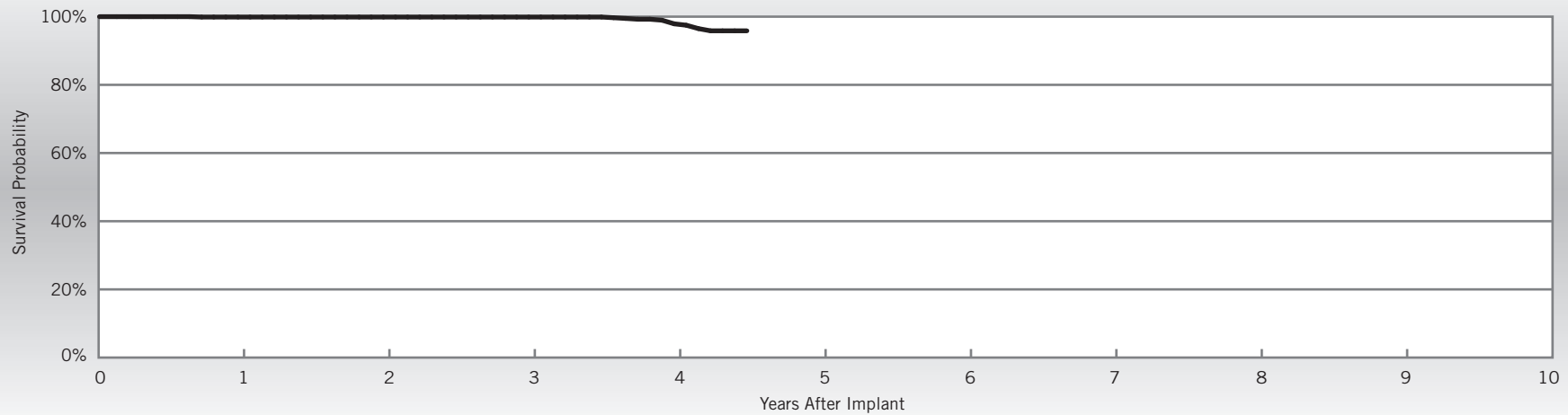
Unify Quadra™ CRT-D

Model CD3249-40Q\*

US Regulatory Approval	November 2011
Number of Devices Enrolled in Study	991
Active Devices Enrolled in Study	543
Cumulative Months of Follow-up	34,662
Estimated Longevity	(see table on page 53)
Max. Delivered Energy	40 joules

Qualifying Complications	Qty	Rate
Premature Battery Depletion	11	1.11%
Skin Erosion	1	0.10%

	Malfunctions w/ Compromised Therapy		Malfunctions w/o Compromised Therapy	
	Qty	Rate	Qty	Rate
Electrical Component	0	0.00%	0	0.00%
Electrical Interconnect	0	0.00%	0	0.00%
Battery	0	0.00%	0	0.00%
High Voltage Capacitor	0	0.00%	0	0.00%
Software/Firmware	0	0.00%	0	0.00%
Mechanical	0	0.00%	0	0.00%
Possible Early Battery Depletion	0	0.00%	1	0.10%
Other	0	0.00%	0	0.00%
<b>Total</b>	<b>0</b>	<b>0.00%</b>	<b>1</b>	<b>0.10%</b>



Year	1	2	3	4	at 54 months				
Survival Probability	99.89%	99.89%	99.89%	97.90%	95.85%				
± 1 standard error	0.11%	0.11%	0.11%	0.48%	1.28%				
Sample Size	930	790	670	440	60				

\*DF4-LLHH connector type.

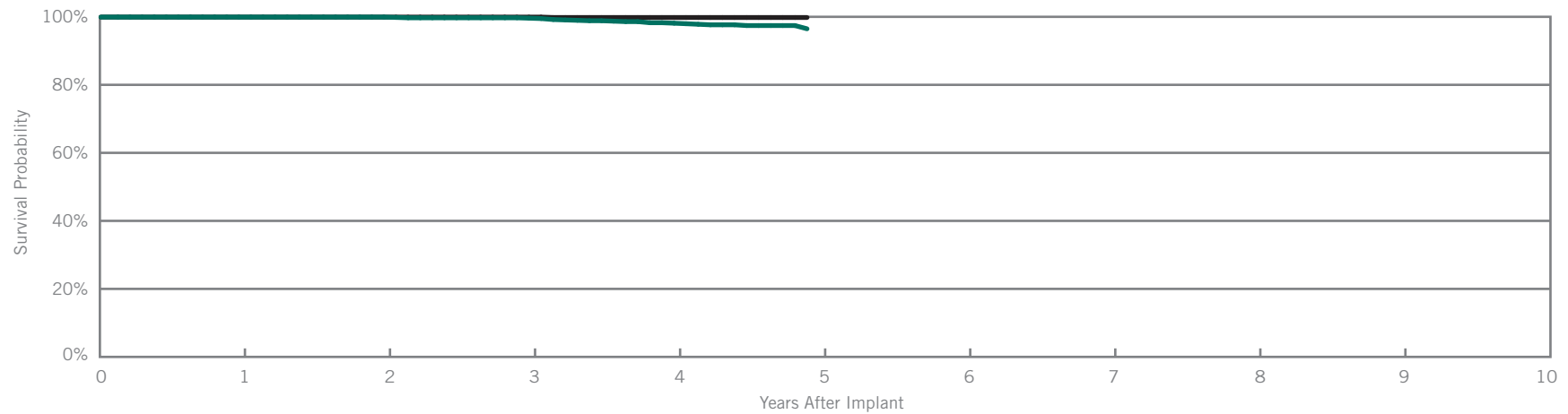
Unify Quadra™ CRT-D

Model CD3249-40 (Advisory Population)

US Regulatory Approval	November 2011
Registered US Implants	2,518
Estimated Active US Implants	1,471
Estimated Longevity	(see table on page 53)
Normal Battery Depletion	18
Max. Delivered Energy	40 joules
Number of US Advisories (see pg. 309)	One

Customer Reported Performance Data

	Malfunctions w/ Compromised Therapy		Malfunctions w/o Compromised Therapy	
	Qty	Rate	Qty	Rate
Electrical Component	0	0.00%	0	0.00%
Electrical Interconnect	0	0.00%	0	0.00%
Battery	0	0.00%	0	0.00%
High Voltage Capacitor	0	0.00%	0	0.00%
Software/Firmware	0	0.00%	0	0.00%
Mechanical	0	0.00%	1	0.04%
Possible Early Battery Depletion	0	0.00%	0	0.00%
Other	1	0.04%	0	0.00%
<b>Total</b>	<b>1</b>	<b>0.04%</b>	<b>1</b>	<b>0.04%</b>



Including Normal Battery Depletion

Year	1	2	3	4	at 59 months				
Survival Probability	99.92%	99.92%	99.60%	98.12%	96.48%				
± 1 standard error	0.06%	0.06%	0.12%	0.32%	0.41%				
Sample Size	2,360	2,090	1,860	1,560	270				

Excluding Normal Battery Depletion

Year	1	2	3	4	at 59 months				
Survival Probability	99.92%	99.92%	99.92%	99.80%	99.80%				
± 1 standard error	0.06%	0.06%	0.06%	0.10%	0.10%				

Actively Monitored Study Data

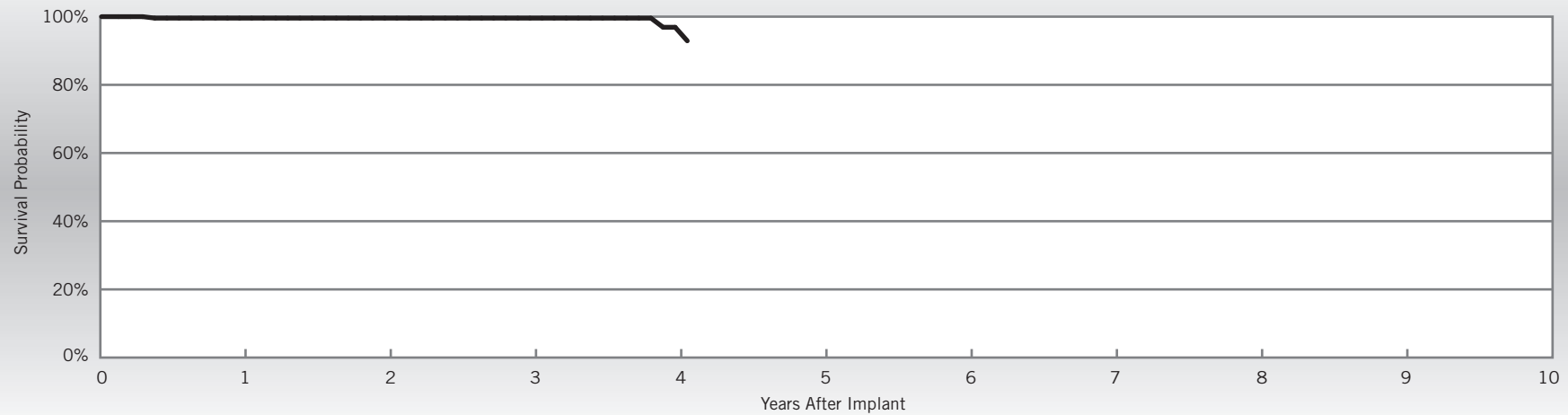
Unify Quadra™ CRT-D

Model CD3249-40

US Regulatory Approval	November 2011
Number of Devices Enrolled in Study	244
Active Devices Enrolled in Study	122
Cumulative Months of Follow-up	8,410
Estimated Longevity	(see table on page 53)
Max. Delivered Energy	40 joules

Qualifying Complications	Qty	Rate
Premature Battery Depletion	4	1.64%
Skin Erosion	1	0.41%

	Malfunctions w/ Compromised Therapy		Malfunctions w/o Compromised Therapy	
	Qty	Rate	Qty	Rate
Electrical Component	0	0.00%	0	0.00%
Electrical Interconnect	0	0.00%	0	0.00%
Battery	0	0.00%	0	0.00%
High Voltage Capacitor	0	0.00%	0	0.00%
Software/Firmware	0	0.00%	0	0.00%
Mechanical	0	0.00%	0	0.00%
Possible Early Battery Depletion	0	0.00%	0	0.00%
Other	0	0.00%	0	0.00%
<b>Total</b>	<b>0</b>	<b>0.00%</b>	<b>0</b>	<b>0.00%</b>



Year	1	2	3	4	at 49 months				
Survival Probability	99.57%	99.57%	99.57%	96.89%	92.90%				
± 1 standard error	0.43%	0.43%	0.43%	1.91%	1.91%				
Sample Size	230	190	160	100	50				

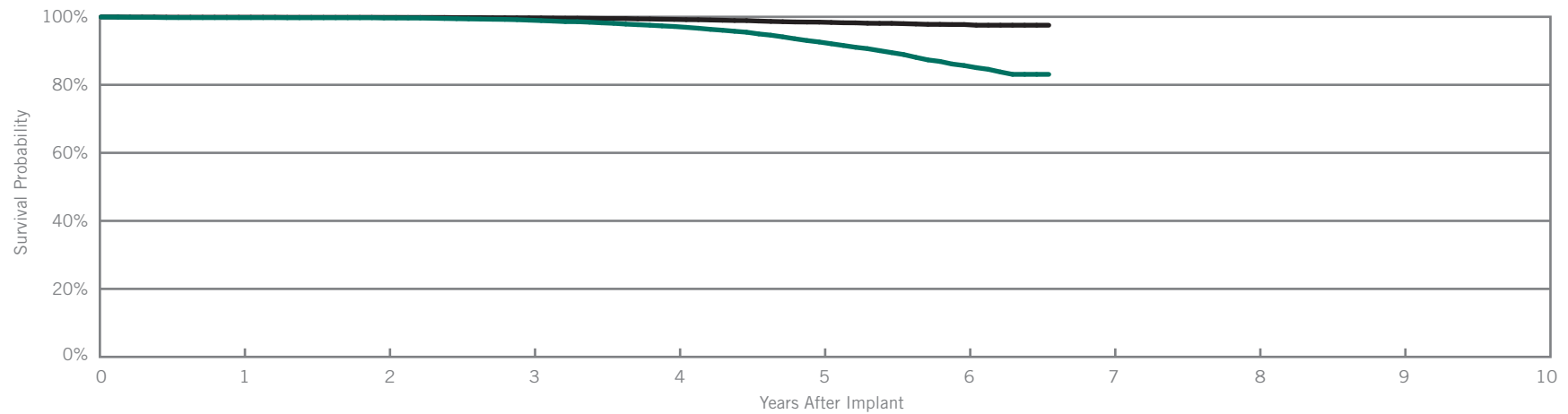
Unify™ CRT-D

Model CD3231-40Q\* (Advisory Population)

US Regulatory Approval	May 2010
Registered US Implants	18,986
Estimated Active US Implants	9,208
Estimated Longevity	(see table on page 53)
Normal Battery Depletion	447
Max. Delivered Energy	40 joules
Number of US Advisories (see pg. 309)	One

Customer Reported Performance Data

	Malfunctions w/ Compromised Therapy		Malfunctions w/o Compromised Therapy	
	Qty	Rate	Qty	Rate
Electrical Component	2	0.01%	4	0.02%
Electrical Interconnect	1	<0.01%	0	0.00%
Battery	9	0.05%	2	0.01%
High Voltage Capacitor	11	0.06%	2	0.01%
Software/Firmware	0	0.00%	2	0.01%
Mechanical	1	<0.01%	2	0.01%
Possible Early Battery Depletion	43	0.23%	11	0.06%
Other	6	0.03%	3	0.02%
<b>Total</b>	<b>73</b>	<b>0.38%</b>	<b>26</b>	<b>0.14%</b>



Including Normal Battery Depletion

Year	1	2	3	4	5	6	at 79 months
Survival Probability	99.76%	99.67%	99.02%	97.16%	92.60%	85.67%	83.08%
± 1 standard error	0.04%	0.04%	0.07%	0.14%	0.23%	0.39%	0.53%
Sample Size	17,730	15,690	14,140	12,580	10,260	5,720	290

Excluding Normal Battery Depletion

Year	1	2	3	4	5	6	at 79 months
Survival Probability	99.88%	99.83%	99.68%	99.24%	98.44%	97.73%	97.53%
± 1 standard error	0.03%	0.03%	0.04%	0.07%	0.11%	0.16%	0.18%

\*DF4-LLHH connector type.

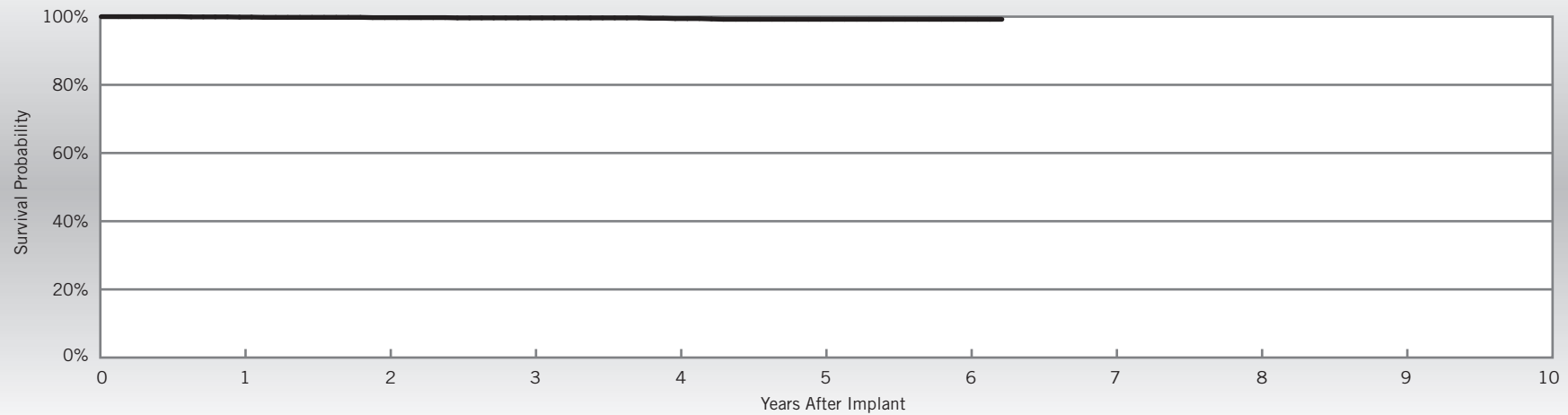
Actively Monitored Study Data

Unify™ CRT-D  
Model CD3231-40Q\*

US Regulatory Approval	May 2010
Number of Devices Enrolled in Study	1,675
Active Devices Enrolled in Study	811
Cumulative Months of Follow-up	75,602
Estimated Longevity	(see table on page 53)
Max. Delivered Energy	40 joules

Qualifying Complications	Qty	Rate
Inappropriate Shock	2	0.12%
Premature Battery Depletion	6	0.36%
Skin Erosion	1	0.06%

	Malfunctions w/ Compromised Therapy		Malfunctions w/o Compromised Therapy	
	Qty	Rate	Qty	Rate
Electrical Component	0	0.00%	1	0.06%
Electrical Interconnect	0	0.00%	0	0.00%
Battery	1	0.06%	1	0.06%
High Voltage Capacitor	1	0.06%	0	0.00%
Software/Firmware	0	0.00%	0	0.00%
Mechanical	0	0.00%	1	0.06%
Possible Early Battery Depletion	8	0.48%	1	0.06%
Other	2	0.12%	0	0.00%
<b>Total</b>	<b>12</b>	<b>0.72%</b>	<b>4</b>	<b>0.24%</b>



Year	1	2	3	4	5	6	at 75 months			
Survival Probability	99.87%	99.72%	99.64%	99.43%	99.22%	99.22%	99.22%			
± 1 standard error	0.07%	0.14%	0.16%	0.19%	0.27%	0.27%	0.27%			
Sample Size	1,570	1,370	1,190	1,030	810	380	60			

\*DF4-LLHH connector type.

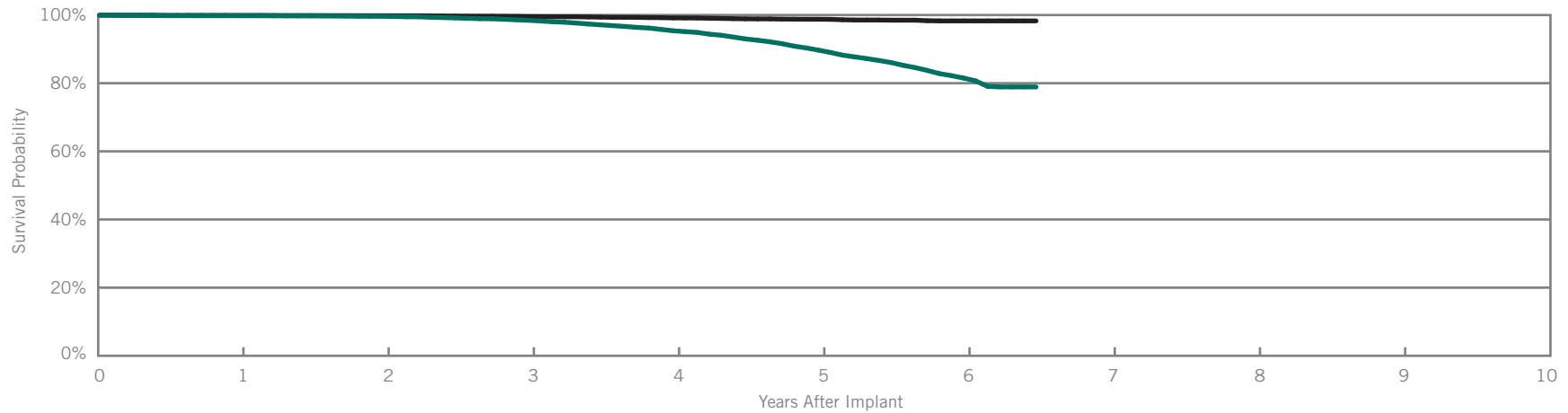
Unify™ CRT-D

Model CD3231-40 (Advisory Population)

US Regulatory Approval	May 2010
Registered US Implants	20,463
Estimated Active US Implants	9,750
Estimated Longevity	(see table on page 53)
Normal Battery Depletion	603
Max. Delivered Energy	40 joules
Number of US Advisories (see pg. 309)	One

Customer Reported Performance Data

	Malfunctions w/ Compromised Therapy		Malfunctions w/o Compromised Therapy	
	Qty	Rate	Qty	Rate
Electrical Component	10	0.05%	4	0.02%
Electrical Interconnect	3	0.01%	0	0.00%
Battery	5	0.02%	2	<0.01%
High Voltage Capacitor	4	0.02%	0	0.00%
Software/Firmware	0	0.00%	0	0.00%
Mechanical	1	<0.01%	0	0.00%
Possible Early Battery Depletion	23	0.11%	6	0.03%
Other	10	0.05%	11	0.05%
<b>Total</b>	<b>56</b>	<b>0.27%</b>	<b>23</b>	<b>0.11%</b>



Including Normal Battery Depletion

Year	1	2	3	4	5	6	at 78 months		
Survival Probability	99.79%	99.64%	98.46%	95.38%	89.71%	81.51%	78.90%		
± 1 standard error	0.03%	0.04%	0.09%	0.17%	0.27%	0.46%	0.60%		
Sample Size	19,130	16,820	14,930	12,940	9,570	4,610	400		

Excluding Normal Battery Depletion

Year	1	2	3	4	5	6	at 78 months		
Survival Probability	99.88%	99.81%	99.53%	99.16%	98.77%	98.28%	98.28%		
± 1 standard error	0.02%	0.03%	0.05%	0.07%	0.10%	0.14%	0.14%		

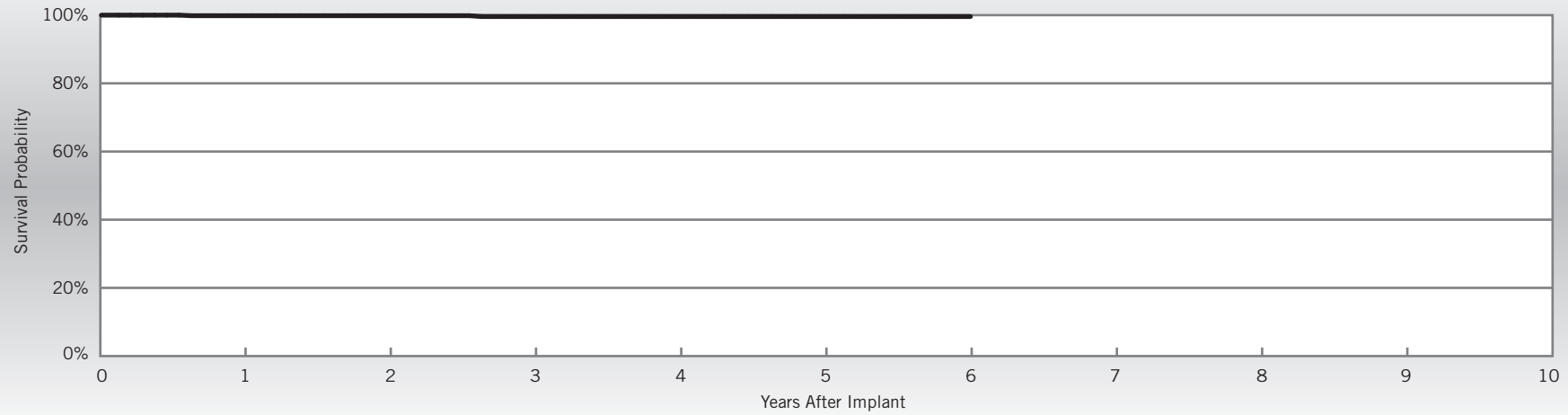
Actively Monitored Study Data

Unify™ CRT-D  
Model CD3231-40

US Regulatory Approval	May 2010
Number of Devices Enrolled in Study	685
Active Devices Enrolled in Study	258
Cumulative Months of Follow-up	27,667
Estimated Longevity	(see table on page 53)
Max. Delivered Energy	40 joules

Qualifying Complications	Qty	Rate
Premature Battery Depletion	1	0.15%
Skin Erosion	1	0.15%

	Malfunctions w/ Compromised Therapy		Malfunctions w/o Compromised Therapy	
	Qty	Rate	Qty	Rate
Electrical Component	1	0.15%	0	0.00%
Electrical Interconnect	1	0.15%	0	0.00%
Battery	0	0.00%	2	0.29%
High Voltage Capacitor	0	0.00%	0	0.00%
Software/Firmware	0	0.00%	1	0.15%
Mechanical	0	0.00%	0	0.00%
Possible Early Battery Depletion	1	0.15%	0	0.00%
Other	0	0.00%	0	0.00%
<b>Total</b>	<b>3</b>	<b>0.44%</b>	<b>3</b>	<b>0.44%</b>



Year	1	2	3	4	5	6				
Survival Probability	99.84%	99.84%	99.59%	99.59%	99.59%	99.59%				
± 1 standard error	0.16%	0.16%	0.29%	0.29%	0.29%	0.29%				
Sample Size	630	510	410	350	280	60				



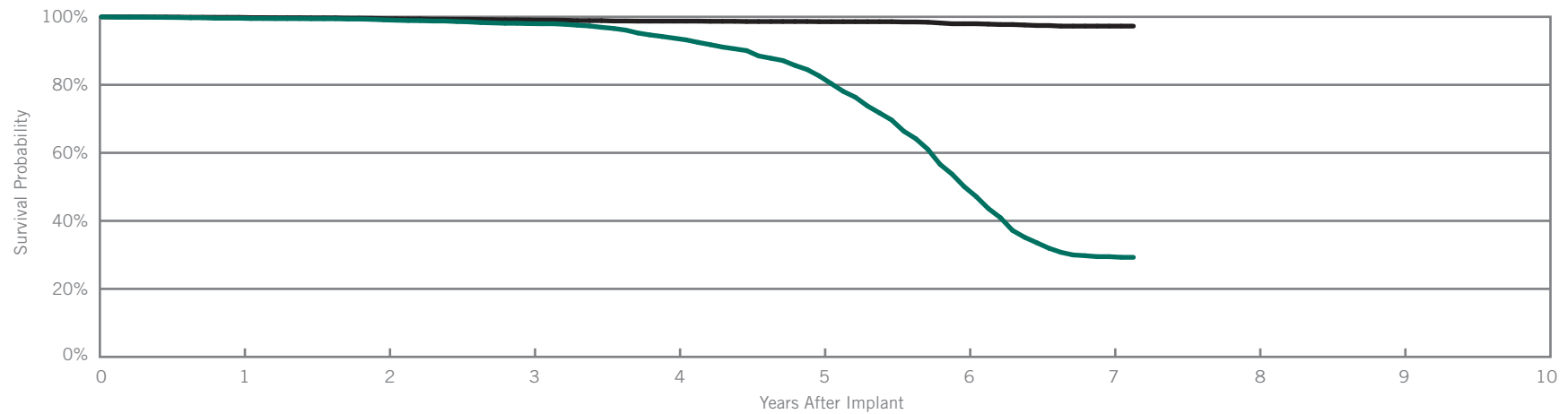
Promote™ + CRT-D

Model CD3211-36Q\*

US Regulatory Approval	February 2009
Registered US Implants	6,902
Estimated Active US Implants	1,371
Estimated Longevity	(see table on page 53)
Normal Battery Depletion	1,063
Max. Delivered Energy	36 joules
Number of US Advisories	None

Customer Reported Performance Data

	Malfunctions w/ Compromised Therapy		Malfunctions w/o Compromised Therapy	
	Qty	Rate	Qty	Rate
Electrical Component	4	0.06%	3	0.04%
Electrical Interconnect	0	0.00%	0	0.00%
Battery	9	0.13%	5	0.07%
High Voltage Capacitor	1	0.01%	0	0.00%
Software/Firmware	0	0.00%	9	0.13%
Mechanical	1	0.01%	0	0.00%
Possible Early Battery Depletion	2	0.03%	0	0.00%
Other	5	0.07%	6	0.09%
<b>Total</b>	<b>22</b>	<b>0.32%</b>	<b>23</b>	<b>0.33%</b>



Including Normal Battery Depletion

Year	1	2	3	4	5	6	7	at 86 months		
Survival Probability	99.59%	99.10%	98.00%	93.72%	82.63%	50.07%	29.48%	29.28%		
± 1 standard error	0.08%	0.11%	0.19%	0.34%	0.55%	0.80%	0.75%	0.76%		
Sample Size	6,380	5,540	4,960	4,390	3,690	2,620	1,140	250		

Excluding Normal Battery Depletion

Year	1	2	3	4	5	6	7	at 86 months		
Survival Probability	99.84%	99.46%	99.08%	98.73%	98.57%	97.96%	97.26%	97.26%		
± 1 standard error	0.05%	0.09%	0.13%	0.16%	0.16%	0.23%	0.32%	0.32%		

\*DF4-LLHH connector type.

Actively Monitored Study Data

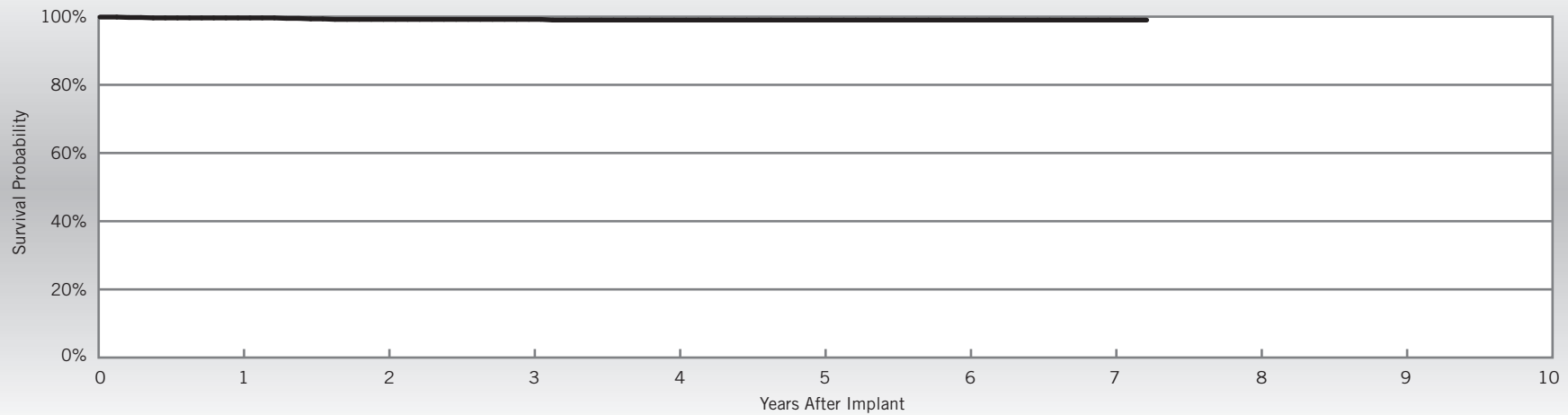
Promote™ + CRT-D

Model CD3211-36Q\*

US Regulatory Approval	February 2009
Number of Devices Enrolled in Study	856
Active Devices Enrolled in Study	269
Cumulative Months of Follow-up	40,931
Estimated Longevity	(see table on page 53)
Max. Delivered Energy	36 joules

Qualifying Complications	Qty.	Rate
Inappropriate Shock	3	0.35%
Premature Battery Depletion	2	0.23%
Skin Erosion	2	0.23%

	Malfunctions w/ Compromised Therapy		Malfunctions w/o Compromised Therapy	
	Qty	Rate	Qty	Rate
Electrical Component	1	0.12%	1	0.12%
Electrical Interconnect	0	0.00%	0	0.00%
Battery	1	0.12%	1	0.12%
High Voltage Capacitor	0	0.00%	0	0.00%
Software/Firmware	0	0.00%	0	0.00%
Mechanical	0	0.00%	1	0.12%
Possible Early Battery Depletion	2	0.23%	0	0.00%
Other	0	0.00%	0	0.00%
<b>Total</b>	<b>4</b>	<b>0.47%</b>	<b>3</b>	<b>0.35%</b>



Year	1	2	3	4	5	6	7	at 87 months		
Survival Probability	99.63%	99.19%	99.19%	99.00%	99.00%	99.00%	99.00%	99.00%		
± 1 standard error	0.21%	0.33%	0.33%	0.38%	0.38%	0.38%	0.38%	0.38%		
Sample Size	790	680	580	480	380	310	200	70		

\*DF4-LLHH connector type.

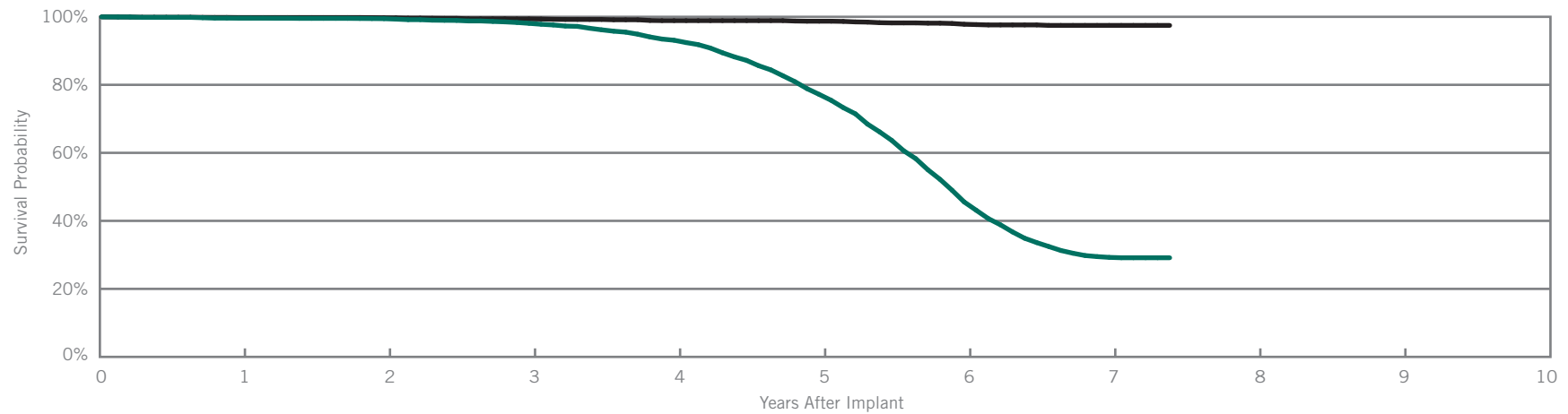
Promote™ + CRT-D

Model CD3211-36

US Regulatory Approval	February 2009
Registered US Implants	8,643
Estimated Active US Implants	1,666
Estimated Longevity	(see table on page 53)
Normal Battery Depletion	1,247
Max. Delivered Energy	36 joules
Number of US Advisories	None

Customer Reported Performance Data

	Malfunctions w/ Compromised Therapy		Malfunctions w/o Compromised Therapy	
	Qty	Rate	Qty	Rate
Electrical Component	3	0.03%	3	0.03%
Electrical Interconnect	0	0.00%	0	0.00%
Battery	11	0.13%	3	0.03%
High Voltage Capacitor	2	0.02%	0	0.00%
Software/Firmware	1	0.01%	10	0.12%
Mechanical	0	0.00%	1	0.01%
Possible Early Battery Depletion	4	0.05%	1	0.01%
Other	5	0.06%	3	0.03%
<b>Total</b>	<b>26</b>	<b>0.30%</b>	<b>21</b>	<b>0.24%</b>



Including Normal Battery Depletion

Year	1	2	3	4	5	6	7	at 89 months
Survival Probability	99.59%	99.45%	98.08%	93.11%	77.19%	45.56%	29.26%	29.15%
± 1 standard error	0.07%	0.08%	0.16%	0.33%	0.58%	0.74%	0.70%	0.70%
Sample Size	7,980	6,870	6,030	5,190	4,160	2,810	1,320	270

Excluding Normal Battery Depletion

Year	1	2	3	4	5	6	7	at 89 months
Survival Probability	99.79%	99.73%	99.39%	98.89%	98.71%	97.81%	97.47%	97.47%
± 1 standard error	0.05%	0.06%	0.10%	0.14%	0.15%	0.21%	0.27%	0.27%

Actively Monitored Study Data

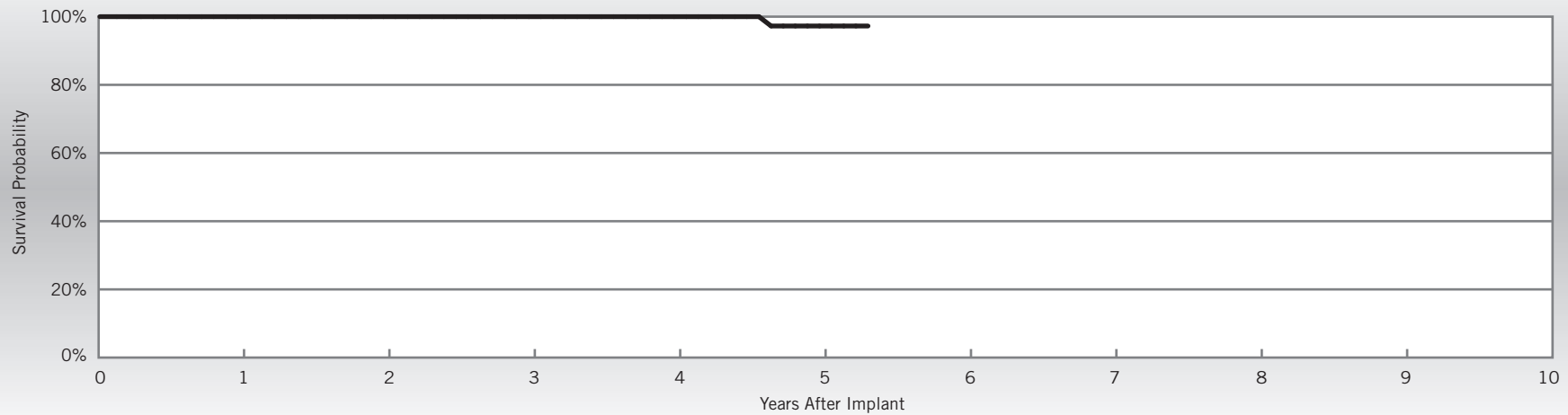
Promote™ + CRT-D

Model CD3211-36

US Regulatory Approval	February 2009
Number of Devices Enrolled in Study	225
Active Devices Enrolled in Study	38
Cumulative Months of Follow-up	9,335
Estimated Longevity	(see table on page 53)
Max. Delivered Energy	36 joules

Qualifying Complications	Qty	Rate
Skin Erosion	2	0.89%

	Malfunctions w/ Compromised Therapy		Malfunctions w/o Compromised Therapy	
	Qty	Rate	Qty	Rate
Electrical Component	0	0.00%	0	0.00%
Electrical Interconnect	0	0.00%	0	0.00%
Battery	0	0.00%	0	0.00%
High Voltage Capacitor	0	0.00%	0	0.00%
Software/Firmware	0	0.00%	2	0.89%
Mechanical	0	0.00%	0	0.00%
Possible Early Battery Depletion	0	0.00%	0	0.00%
Other	0	0.00%	0	0.00%
<b>Total</b>	<b>0</b>	<b>0.00%</b>	<b>2</b>	<b>0.89%</b>



Year	1	2	3	4	5	at 64 months			
Survival Probability	100.00%	100.00%	100.00%	100.00%	97.26%	97.26%			
± 1 standard error	0.00%	0.00%	0.00%	0.00%	1.91%	1.91%			
Sample Size	210	170	130	100	70	50			

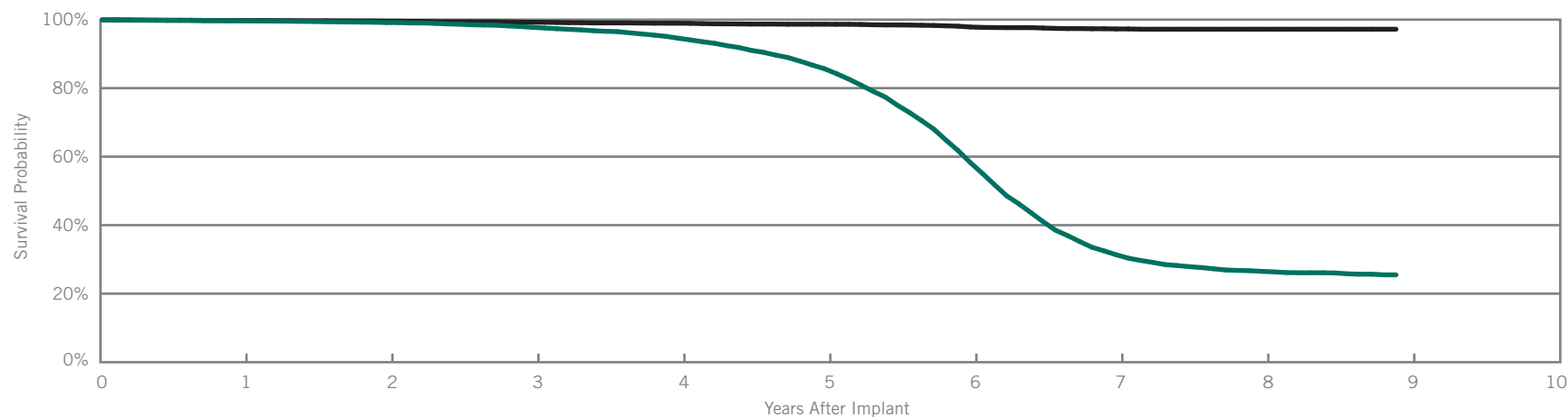
Promote™ RF CRT-D

Model 3207-36

US Regulatory Approval	September 2007
Registered US Implants	24,003
Estimated Active US Implants	3,067
Estimated Longevity	(see table on page 53)
Normal Battery Depletion	3,218
Max. Delivered Energy	36 joules
Number of US Advisories	None

Customer Reported Performance Data

	Malfunctions w/ Compromised Therapy		Malfunctions w/o Compromised Therapy	
	Qty	Rate	Qty	Rate
Electrical Component	4	0.02%	6	0.02%
Electrical Interconnect	5	0.02%	3	0.01%
Battery	18	0.07%	9	0.04%
High Voltage Capacitor	5	0.02%	1	<0.01%
Software/Firmware	0	0.00%	15	0.06%
Mechanical	3	0.01%	10	0.04%
Possible Early Battery Depletion	10	0.04%	6	0.02%
Other	17	0.07%	17	0.07%
<b>Total</b>	<b>62</b>	<b>0.26%</b>	<b>67</b>	<b>0.28%</b>



Including Normal Battery Depletion

Year	1	2	3	4	5	6	7	8	at 107 months
Survival Probability	99.65%	99.14%	97.75%	94.57%	85.68%	58.29%	31.35%	26.51%	25.50%
± 1 standard error	0.04%	0.06%	0.11%	0.17%	0.29%	0.45%	0.45%	0.43%	0.47%
Sample Size	22,150	18,950	16,410	14,120	11,610	8,320	4,790	2,250	230

Excluding Normal Battery Depletion

Year	1	2	3	4	5	6	7	8	at 107 months
Survival Probability	99.77%	99.54%	99.23%	98.96%	98.66%	97.85%	97.28%	97.21%	97.21%
± 1 standard error	0.03%	0.04%	0.06%	0.08%	0.09%	0.12%	0.17%	0.18%	0.18%

Actively Monitored Study Data

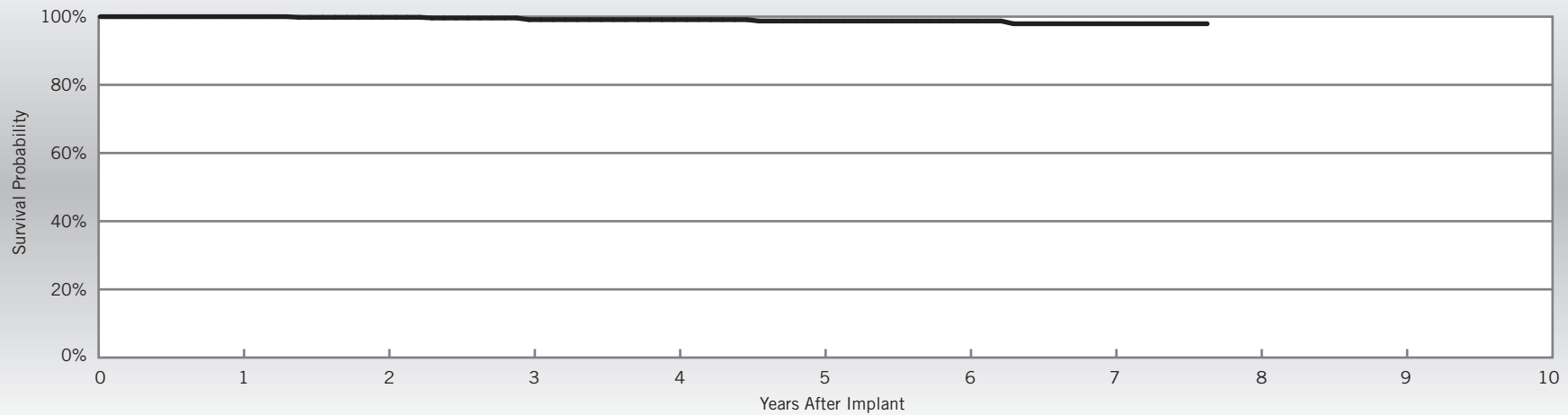
Promote™ RF CRT-D

Model 3207-36

US Regulatory Approval	September 2007
Number of Devices Enrolled in Study	674
Active Devices Enrolled in Study	78
Cumulative Months of Follow-up	30,500
Estimated Longevity	(see table on page 53)
Max. Delivered Energy	36 joules

Qualifying Complications	Qty	Rate
Inappropriate Shock	1	0.15%
Premature Battery Depletion	3	0.45%
Skin Erosion	2	0.30%

	Malfunctions w/ Compromised Therapy		Malfunctions w/o Compromised Therapy	
	Qty	Rate	Qty	Rate
Electrical Component	0	0.00%	1	0.15%
Electrical Interconnect	0	0.00%	0	0.00%
Battery	0	0.00%	1	0.15%
High Voltage Capacitor	0	0.00%	0	0.00%
Software/Firmware	0	0.00%	1	0.15%
Mechanical	0	0.00%	0	0.00%
Possible Early Battery Depletion	0	0.00%	1	0.15%
Other	2	0.30%	1	0.15%
<b>Total</b>	<b>2</b>	<b>0.30%</b>	<b>5</b>	<b>0.74%</b>



Year	1	2	3	4	5	6	7	at 92 months		
Survival Probability	100.00%	99.82%	99.12%	99.12%	98.72%	98.72%	97.92%	97.92%		
± 1 standard error	0.00%	0.18%	0.28%	0.44%	0.60%	0.60%	0.99%	0.99%		
Sample Size	630	550	450	340	250	180	110	60		

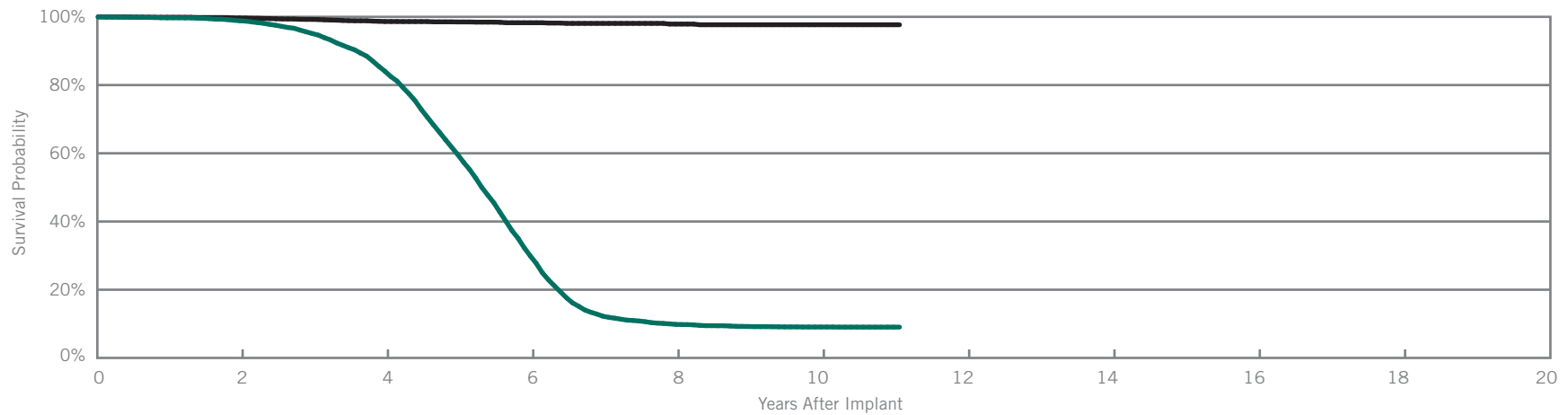
Atlas™ + HF CRT-D

Model V-343

US Regulatory Approval	November 2004
Registered US Implants	18,777
Estimated Active US Implants	871
Estimated Longevity	(see table on page 53)
Normal Battery Depletion	3,437
Max. Delivered Energy	36 joules
Number of US Advisories (see pgs. 313, 314)	Two

Customer Reported Performance Data

	Malfunctions w/ Compromised Therapy		Malfunctions w/o Compromised Therapy	
	Qty	Rate	Qty	Rate
Electrical Component	3	0.02%	1	<0.01%
Electrical Interconnect	0	0.00%	0	0.00%
Battery	40	0.21%	4	0.02%
High Voltage Capacitor	0	0.00%	0	0.00%
Software/Firmware	0	0.00%	1	<0.01%
Mechanical	0	0.00%	1	<0.01%
Possible Early Battery Depletion	7	0.04%	11	0.06%
Other	10	0.05%	4	0.02%
<b>Total</b>	<b>60</b>	<b>0.32%</b>	<b>22</b>	<b>0.12%</b>



Including Normal Battery Depletion

Year	2	4	6	8	10	at 133 months			
Survival Probability	98.85%	84.05%	29.94%	9.84%	9.07%	9.04%			
± 1 standard error	0.08%	0.33%	0.49%	0.31%	0.29%	0.29%			
Sample Size	14,990	10,130	4,070	1,130	740	210			

Excluding Normal Battery Depletion

Year	2	4	6	8	10	at 133 months			
Survival Probability	99.67%	98.63%	98.27%	97.88%	97.68%	97.68%			
± 1 standard error	0.05%	0.10%	0.14%	0.22%	0.26%	0.26%			

# BATTERY LONGEVITY SUMMARY

CRT ICDs



Battery Longevity

Models	Family	Approximate Duration (years)			
		No Pacing	25% Pacing	50% Pacing	100% Pacing
CD3369-40C	Quadra Assura MP™ CRT-D*	11.1	9.9	8.9	7.4
CD3369-40Q	Quadra Assura MP™ CRT-D*	11.1	9.9	8.9	7.4
CD3365-40Q	Quadra Assura™ CRT-D*	11.1	9.9	8.9	7.4
CD3365-40C	Quadra Assura™ CRT-D*	11.1	9.9	8.9	7.4
CD3357-40Q	Unify Assura™ CRT-D*	11.1	9.9	8.9	7.4
CD3357-40C	Unify Assura™ CRT-D*	11.1	9.9	8.9	7.4
CD3265-40Q	Quadra Assura™ CRT-D*	11.1	9.9	8.9	7.4
CD3265-40	Quadra Assura™ CRT-D*	11.1	9.9	8.9	7.4
CD3257-40Q	Unify Assura™ CRT-D*	11.1	9.9	8.9	7.4
CD3257-40	Unify Assura™ CRT-D*	11.1	9.9	8.9	7.4
CD3249-40Q	Unify Quadra™ CRT-D*	10.2	9.0	8.1	6.7
CD3249-40	Unify Quadra™ CRT-D*	10.2	9.0	8.1	6.7
CD3231-40Q	Unify™ CRT-D*	10.1	9.0	8.1	6.7
CD3231-40	Unify™ CRT-D*	10.1	9.0	8.1	6.7
CD3211-36Q	Promote™ + CRT-D**	8.2	7.2	6.5	5.4
CD3211-36	Promote™ + CRT-D**	8.2	7.2	6.5	5.4
3207-36	Promote™ RF CRT-D**	8.2	7.2	6.5	5.4
V-343	Atlas™ + HF CRT-D**	7.9	7.1	6.4	5.4

Pacing parameters: DDD-BiV, RV 2.5V, LV 2.5V, A 2.5V, 0.5 ms, 60 ppm, 500 ohms

\*Battery voltage range: 3.20-2.59. Three maximum charges per year.

\*\*Battery voltage range: 3.20-2.45. Four maximum charges per year as well as monthly charging during the battery's mid-life voltage range.

# SUMMARY INFORMATION

CRT ICDs

Survival Summary

Including Normal Battery Depletion

Models	Family	Survival Probability									
		1 year	2 year	3 year	4 year	5 year	6 year	7 year	8 year	9 year	10 year
CD3369-40C	Quadra Assura MP™ CRT-D*										
CD3369-40Q	Quadra Assura MP™ CRT-D*										
CD3365-40Q	Quadra Assura™ CRT-D	99.81%									
CD3365-40Q	Quadra Assura™ CRT-D†	99.78%	99.50%	99.18%							
CD3365-40C	Quadra Assura™ CRT-D	100.00%									
CD3365-40C	Quadra Assura™ CRT-D†	99.68%	99.31%	98.88%							
CD3357-40Q	Unify Assura™ CRT-D	99.90%									
CD3357-40Q	Unify Assura™ CRT-D†	99.78%	99.48%	98.80%							
CD3357-40C	Unify Assura™ CRT-D	100.00%									
CD3357-40C	Unify Assura™ CRT-D†	99.83%	99.57%	98.09%							
CD3265-40Q	Quadra Assura™ CRT-D†	99.83%	99.74%	99.42%	98.89%						
CD3265-40	Quadra Assura™ CRT-D†	99.89%	99.71%	99.65%	99.28%						
CD3257-40Q	Unify Assura™ CRT-D†	99.92%	99.74%	98.75%	96.53%						
CD3257-40	Unify Assura™ CRT-D†	99.81%	99.63%	98.59%	96.63%						
CD3249-40Q	Unify Quadra™ CRT-D†	99.87%	99.84%	99.39%	98.01%	96.14%					
CD3249-40	Unify Quadra™ CRT-D†	99.92%	99.92%	99.60%	98.12%						
CD3231-40Q	Unify™ CRT-D†	99.76%	99.67%	99.02%	97.16%	92.60%	85.67%				
CD3231-40	Unify™ CRT-D†	99.79%	99.64%	98.46%	95.38%	89.71%	81.51%				
CD3211-36Q	Promote™ + CRT-D	99.59%	99.10%	98.00%	93.72%	82.63%	50.07%	29.48%			
CD3211-36	Promote™ + CRT-D	99.59%	99.45%	98.08%	93.11%	77.19%	45.56%	29.26%			
3207-36	Promote™ RF CRT-D	99.65%	99.14%	97.75%	94.57%	85.68%	58.29%	31.35%	26.51%		
V-343	Atlas™ + HF CRT-D	99.71%	98.85%	95.10%	84.05%	59.69%	29.94%	12.23%	9.84%	9.22%	9.07%

\*No survival probability is stated at one year due to the device not meeting the required minimum sample size of 200 U.S. implants with 12 consecutive months of data. Please refer to the individual graphs for data up to one year.

†Premature battery depletion advisory population.

Survival Summary

Excluding Normal Battery Depletion

Models	Family	Survival Probability									
		1 year	2 year	3 year	4 year	5 year	6 year	7 year	8 year	9 year	10 year
CD3369-40C	Quadra Assura MP™ CRT-D*										
CD3369-40Q	Quadra Assura MP™ CRT-D*										
CD3365-40Q	Quadra Assura™ CRT-D	99.86%									
CD3365-40Q	Quadra Assura™ CRT-D†	99.83%	99.60%	99.37%							
CD3365-40C	Quadra Assura™ CRT-D	100.00%									
CD3365-40C	Quadra Assura™ CRT-D†	99.78%	99.41%	98.97%							
CD3357-40Q	Unify Assura™ CRT-D	99.90%									
CD3357-40Q	Unify Assura™ CRT-D†	99.90%	99.60%	99.37%							
CD3357-40C	Unify Assura™ CRT-D	100.00%									
CD3357-40C	Unify Assura™ CRT-D†	99.89%	99.66%	99.20%							
CD3265-40Q	Quadra Assura™ CRT-D†	99.87%	99.86%	99.73%	99.60%						
CD3265-40	Quadra Assura™ CRT-D†	99.89%	99.77%	99.70%	99.34%						
CD3257-40Q	Unify Assura™ CRT-D†	100.00%	100.00%	99.91%	98.68%						
CD3257-40	Unify Assura™ CRT-D†	99.90%	99.83%	99.54%	99.33%						
CD3249-40Q	Unify Quadra™ CRT-D†	99.95%	99.95%	99.85%	99.49%	99.43%					
CD3249-40	Unify Quadra™ CRT-D†	99.92%	99.92%	99.92%	99.80%						
CD3231-40Q	Unify™ CRT-D†	99.88%	99.83%	99.68%	99.24%	98.44%	97.73%				
CD3231-40	Unify™ CRT-D†	99.88%	99.81%	99.53%	99.16%	98.77%	98.28%				
CD3211-36Q	Promote™ + CRT-D	99.84%	99.46%	99.08%	98.73%	98.57%	97.96%	97.26%			
CD3211-36	Promote™ + CRT-D	99.79%	99.73%	99.39%	98.89%	98.71%	97.81%	97.47%			
3207-36	Promote™ RF CRT-D	99.77%	99.54%	99.23%	98.96%	98.66%	97.85%	97.28%	97.21%		
V-343	Atlas™ + HF CRT-D	99.88%	99.67%	99.25%	98.63%	98.50%	98.27%	98.08%	97.88%	97.68%	97.68%

\*No survival probability is stated at one year due to the device not meeting the required minimum sample size of 200 U.S. implants with 12 consecutive months of data. Please refer to the individual graphs for data up to one year.

†Premature battery depletion advisory population.

U.S. Malfunction Summary

Models	Family	Registered US Implants	Percent Returned for Analysis	U.S. Malfunctions w/ Compromised Therapy																			
				Electrical Component		Electrical Interconnect		Battery		High Voltage Capacitor		Software/Firmware		Mechanical		Possible Early Battery Depletion		Other		Total			
				Qty.	Rate	Qty.	Rate	Qty.	Rate	Qty.	Rate	Qty.	Rate	Qty.	Rate	Qty.	Rate	Qty.	Rate	Qty.	Rate	Qty.	Rate
CD3369-40C	Quadra Assura MP™ CRT-D	1,264	0.20%	0	0.00%	0	0.00%	0	0.00%	0	0.00%	0	0.00%	0	0.00%	0	0.00%	0	0.00%	0	0.00%	0	0.00%
CD3369-40Q	Quadra Assura MP™ CRT-D	8,481	0.50%	0	0.00%	0	0.00%	0	0.00%	0	0.00%	0	0.00%	0	0.00%	0	0.00%	0	0.00%	0	0.00%	0	0.00%
CD3365-40Q	Quadra Assura™ CRT-D	13,010	1.30%	0	0.00%	2	0.02%	0	0.00%	0	0.00%	1	<0.01%	0	0.00%	0	0.00%	0	0.00%	0	0.00%	3	0.02%
CD3365-40Q	Quadra Assura™ CRT-D†	24,056	2.30%	4	0.02%	7	0.03%	0	0.00%	0	0.00%	1	<0.01%	0	0.00%	6	0.02%	3	0.01%	21	0.09%		
CD3365-40C	Quadra Assura™ CRT-D	1,806	0.90%	0	0.00%	0	0.00%	0	0.00%	0	0.00%	0	0.00%	0	0.00%	0	0.00%	0	0.00%	0	0.00%	0	0.00%
CD3365-40C	Quadra Assura™ CRT-D†	5,616	3.10%	2	0.04%	2	0.04%	0	0.00%	0	0.00%	0	0.00%	0	0.00%	2	0.04%	2	0.04%	8	0.14%		
CD3357-40Q	Unify Assura™ CRT-D	4,809	0.90%	0	0.00%	0	0.00%	0	0.00%	0	0.00%	0	0.00%	0	0.00%	0	0.00%	0	0.00%	0	0.00%	0	0.00%
CD3357-40Q	Unify Assura™ CRT-D†	5,335	3.40%	0	0.00%	2	0.04%	0	0.00%	2	0.04%	0	0.00%	0	0.00%	3	0.06%	0	0.00%	7	0.13%		
CD3357-40C	Unify Assura™ CRT-D	5,955	0.70%	0	0.00%	0	0.00%	0	0.00%	0	0.00%	0	0.00%	0	0.00%	0	0.00%	0	0.00%	0	0.00%	0	0.00%
CD3357-40C	Unify Assura™ CRT-D†	9,591	2.90%	2	0.02%	2	0.02%	0	0.00%	1	0.01%	0	0.00%	0	0.00%	5	0.05%	0	0.00%	10	0.10%		
CD3265-40Q	Quadra Assura™ CRT-D†	13,519	3.40%	2	0.01%	1	<0.01%	0	0.00%	0	0.00%	0	0.00%	0	0.00%	6	0.04%	1	<0.01%	10	0.07%		
CD3265-40	Quadra Assura™ CRT-D†	4,019	4.30%	0	0.00%	1	0.02%	0	0.00%	0	0.00%	0	0.00%	0	0.00%	2	0.05%	3	0.07%	6	0.15%		
CD3257-40Q	Unify Assura™ CRT-D†	2,711	5.80%	0	0.00%	0	0.00%	0	0.00%	0	0.00%	1	0.04%	0	0.00%	3	0.11%	0	0.00%	4	0.15%		
CD3257-40	Unify Assura™ CRT-D†	6,727	4.80%	4	0.06%	1	0.01%	0	0.00%	0	0.00%	0	0.00%	0	0.00%	3	0.04%	1	0.01%	9	0.13%		
CD3249-40Q	Unify Quadra™ CRT-D†	8,930	4.10%	3	0.03%	0	0.00%	0	0.00%	0	0.00%	0	0.00%	0	0.00%	8	0.09%	2	0.02%	13	0.15%		
CD3249-40	Unify Quadra™ CRT-D†	2,518	6.00%	0	0.00%	0	0.00%	0	0.00%	0	0.00%	0	0.00%	0	0.00%	0	0.00%	1	0.04%	1	0.04%		
CD3231-40Q	Unify™ CRT-D†	18,986	7.60%	2	0.01%	1	<0.01%	9	0.05%	11	0.06%	0	0.00%	1	<0.01%	43	0.23%	6	0.03%	73	0.38%		
CD3231-40	Unify™ CRT-D†	20,463	9.20%	10	0.05%	3	0.01%	5	0.02%	4	0.02%	0	0.00%	1	<0.01%	23	0.11%	10	0.05%	56	0.27%		
CD3211-36Q	Promote™ + CRT-D	6,902	24.10%	4	0.06%	0	0.00%	9	0.13%	1	0.01%	0	0.00%	1	0.01%	2	0.03%	5	0.07%	22	0.32%		
CD3211-36	Promote™ + CRT-D	8,643	25.30%	3	0.03%	0	0.00%	11	0.13%	2	0.02%	1	0.01%	0	0.00%	4	0.05%	5	0.06%	26	0.30%		
3207-36	Promote™ RF CRT-D	24,003	26.20%	4	0.02%	5	0.02%	18	0.07%	5	0.02%	0	0.00%	3	0.01%	10	0.04%	17	0.07%	62	0.26%		
V-343	Atlas™ + HF CRT-D	18,777	24.90%	3	0.02%	0	0.00%	40	0.21%	0	0.00%	0	0.00%	0	0.00%	7	0.04%	10	0.05%	60	0.32%		

Definitions of malfunction categories can be found on pages 6-7.

†Premature battery depletion advisory population.

U.S. Malfunction Summary

Models	Family	Registered US Implants	Percent Returned for Analysis	U.S. Malfunctions w/o Compromised Therapy																			
				Electrical Component		Electrical Interconnect		Battery		High Voltage Capacitor		Software/Firmware		Mechanical		Possible Early Battery Depletion		Other		Total			
				Qty.	Rate	Qty.	Rate	Qty.	Rate	Qty.	Rate	Qty.	Rate	Qty.	Rate	Qty.	Rate	Qty.	Rate	Qty.	Rate	Qty.	Rate
CD3369-40C	Quadra Assura MP™ CRT-D	1,264	0.20%	0	0.00%	0	0.00%	0	0.00%	0	0.00%	0	0.00%	0	0.00%	0	0.00%	0	0.00%	0	0.00%	0	0.00%
CD3369-40Q	Quadra Assura MP™ CRT-D	8,481	0.50%	0	0.00%	0	0.00%	0	0.00%	0	0.00%	0	0.00%	2	0.02%	0	0.00%	0	0.00%	0	0.00%	2	0.02%
CD3365-40Q	Quadra Assura™ CRT-D	13,010	1.30%	0	0.00%	0	0.00%	0	0.00%	0	0.00%	0	0.00%	4	0.03%	0	0.00%	0	0.00%	0	0.00%	4	0.03%
CD3365-40Q	Quadra Assura™ CRT-D†	24,056	2.30%	5	0.02%	0	0.00%	1	<0.01%	0	0.00%	1	<0.01%	2	<0.01%	9	0.04%	1	<0.01%	19	0.08%		
CD3365-40C	Quadra Assura™ CRT-D	1,806	0.90%	0	0.00%	0	0.00%	0	0.00%	0	0.00%	0	0.00%	0	0.00%	0	0.00%	0	0.00%	0	0.00%	0	0.00%
CD3365-40C	Quadra Assura™ CRT-D†	5,616	3.10%	1	0.02%	0	0.00%	1	0.02%	0	0.00%	0	0.00%	0	0.00%	1	0.02%	1	0.02%	4	0.07%		
CD3357-40Q	Unify Assura™ CRT-D	4,809	0.90%	0	0.00%	0	0.00%	0	0.00%	0	0.00%	0	0.00%	1	0.02%	0	0.00%	1	0.02%	2	0.04%		
CD3357-40Q	Unify Assura™ CRT-D†	5,335	3.40%	0	0.00%	0	0.00%	0	0.00%	0	0.00%	0	0.00%	0	0.00%	0	0.00%	1	0.02%	1	0.02%		
CD3357-40C	Unify Assura™ CRT-D	5,955	0.70%	0	0.00%	0	0.00%	0	0.00%	0	0.00%	0	0.00%	0	0.00%	0	0.00%	0	0.00%	0	0.00%	0	0.00%
CD3357-40C	Unify Assura™ CRT-D†	9,591	2.90%	2	0.02%	0	0.00%	0	0.00%	0	0.00%	1	0.01%	1	0.01%	1	0.01%	1	0.01%	6	0.06%		
CD3265-40Q	Quadra Assura™ CRT-D†	13,519	3.40%	3	0.02%	0	0.00%	1	<0.01%	0	0.00%	1	<0.01%	2	0.01%	1	<0.01%	0	0.00%	8	0.06%		
CD3265-40	Quadra Assura™ CRT-D†	4,019	4.30%	0	0.00%	0	0.00%	0	0.00%	0	0.00%	0	0.00%	1	0.02%	0	0.00%	1	0.02%	2	0.05%		
CD3257-40Q	Unify Assura™ CRT-D†	2,711	5.80%	0	0.00%	0	0.00%	0	0.00%	0	0.00%	0	0.00%	0	0.00%	1	0.04%	0	0.00%	1	0.04%		
CD3257-40	Unify Assura™ CRT-D†	6,727	4.80%	3	0.04%	0	0.00%	1	0.01%	0	0.00%	0	0.00%	0	0.00%	1	0.01%	1	0.01%	6	0.09%		
CD3249-40Q	Unify Quadra™ CRT-D†	8,930	4.10%	0	0.00%	0	0.00%	0	0.00%	0	0.00%	0	0.00%	1	0.01%	1	0.01%	0	0.00%	2	0.02%		
CD3249-40	Unify Quadra™ CRT-D†	2,518	6.00%	0	0.00%	0	0.00%	0	0.00%	0	0.00%	0	0.00%	1	0.04%	0	0.00%	0	0.00%	1	0.04%		
CD3231-40Q	Unify™ CRT-D†	18,986	7.60%	4	0.02%	0	0.00%	2	0.01%	2	0.01%	2	0.01%	2	0.01%	11	0.06%	3	0.02%	26	0.14%		
CD3231-40	Unify™ CRT-D†	20,463	9.20%	4	0.02%	0	0.00%	2	<0.01%	0	0.00%	0	0.00%	0	0.00%	6	0.03%	11	0.05%	23	0.11%		
CD3211-36Q	Promote™ + CRT-D	6,902	24.10%	3	0.04%	0	0.00%	5	0.07%	0	0.00%	9	0.13%	0	0.00%	0	0.00%	6	0.09%	23	0.33%		
CD3211-36	Promote™ + CRT-D	8,643	25.30%	3	0.03%	0	0.00%	3	0.03%	0	0.00%	10	0.12%	1	0.01%	1	0.01%	3	0.03%	21	0.24%		
3207-36	Promote™ RF CRT-D	24,003	26.20%	6	0.02%	3	0.01%	9	0.04%	1	<0.01%	15	0.06%	10	0.04%	6	0.02%	17	0.07%	67	0.28%		
V-343	Atlas™ + HF CRT-D	18,777	24.90%	1	<0.01%	0	0.00%	4	0.02%	0	0.00%	1	<0.01%	1	<0.01%	11	0.06%	4	0.02%	22	0.12%		

Definitions of malfunction categories can be found on pages 6-7.

†Premature battery depletion advisory population.

Worldwide Malfunction Summary

Models	Family	Worldwide Sales	Percent Returned for Analysis	Worldwide Malfunctions w/ Compromised Therapy																			
				Electrical Component		Electrical Interconnect		Battery		High Voltage Capacitor		Software/Firmware		Mechanical		Possible Early Battery Depletion		Other		Total			
				Qty.	Rate	Qty.	Rate	Qty.	Rate	Qty.	Rate	Qty.	Rate	Qty.	Rate	Qty.	Rate	Qty.	Rate	Qty.	Rate	Qty.	Rate
CD3369-40Q	Quadra Assura MP™ CRT-D	9,514	0.53%	0	0.00%	0	0.00%	0	0.00%	0	0.00%	0	0.00%	0	0.00%	0	0.00%	0	0.00%	0	0.00%	0	0.00%
CD3369-40C	Quadra Assura MP™ CRT-D	1,422	0.56%	0	0.00%	0	0.00%	0	0.00%	0	0.00%	0	0.00%	0	0.00%	0	0.00%	0	0.00%	0	0.00%	0	0.00%
CD3365-40Q	Quadra Assura™ CRT-D	37,562	2.25%	4	0.01%	9	0.02%	0	0.00%	0	0.00%	2	<0.01%	0	0.00%	6	0.02%	3	<0.01%	24	0.06%		
CD3365-40C	Quadra Assura™ CRT-D	7,598	3.21%	2	0.03%	2	0.03%	0	0.00%	0	0.00%	0	0.00%	0	0.00%	2	0.03%	2	0.03%	8	0.11%		
CD3357-40Q	Unify Assura™ CRT-D	10,487	2.72%	0	0.00%	2	0.02%	0	0.00%	2	0.02%	0	0.00%	0	0.00%	3	0.03%	0	0.00%	7	0.07%		
CD3357-40C	Unify Assura™ CRT-D	15,942	2.54%	2	0.01%	2	0.01%	0	0.00%	1	<0.01%	0	0.00%	0	0.00%	5	0.03%	0	0.00%	10	0.06%		
CD3265-40Q	Quadra Assura™ CRT-D	13,960	3.79%	2	0.01%	2	0.01%	0	0.00%	0	0.00%	0	0.00%	0	0.00%	6	0.04%	1	<0.01%	11	0.08%		
CD3265-40	Quadra Assura™ CRT-D	4,047	4.99%	0	0.00%	1	0.02%	0	0.00%	0	0.00%	0	0.00%	0	0.00%	2	0.05%	3	0.07%	6	0.15%		
CD3257-40Q	Unify Assura™ CRT-D	2,731	6.70%	0	0.00%	0	0.00%	0	0.00%	0	0.00%	1	0.04%	0	0.00%	3	0.11%	0	0.00%	4	0.15%		
CD3257-40	Unify Assura™ CRT-D	6,728	5.28%	4	0.06%	1	0.01%	0	0.00%	0	0.00%	0	0.00%	0	0.00%	3	0.04%	1	0.01%	9	0.13%		
CD3249-40Q	Unify Quadra™ CRT-D	10,546	4.29%	3	0.03%	0	0.00%	0	0.00%	0	0.00%	0	0.00%	0	0.00%	8	0.08%	2	0.02%	13	0.12%		
CD3249-40	Unify Quadra™ CRT-D	3,435	5.71%	1	0.03%	0	0.00%	0	0.00%	0	0.00%	0	0.00%	0	0.00%	0	0.00%	1	0.03%	2	0.06%		
CD3231-40Q	Unify™ CRT-D	20,951	8.13%	3	0.01%	1	<0.01%	10	0.05%	12	0.06%	0	0.00%	1	<0.01%	51	0.24%	8	0.04%	86	0.41%		
CD3231-40	Unify™ CRT-D	22,058	9.29%	11	0.05%	4	0.02%	5	0.02%	4	0.02%	0	0.00%	1	<0.01%	25	0.11%	10	0.05%	60	0.27%		
CD3211-36Q	Promote™ + CRT-D	15,885	12.91%	12	0.08%	0	0.00%	11	0.07%	4	0.03%	0	0.00%	2	0.01%	6	0.04%	6	0.04%	41	0.26%		
CD3211-36	Promote™ + CRT-D	20,784	11.58%	13	0.06%	2	<0.01%	15	0.07%	4	0.02%	1	<0.01%	0	0.00%	7	0.03%	10	0.05%	52	0.25%		
3207-36	Promote™ RF CRT-D	25,838	26.14%	5	0.02%	5	0.02%	21	0.08%	5	0.02%	0	0.00%	3	0.01%	10	0.04%	20	0.08%	69	0.27%		
V-343	Atlas™ + HF CRT-D	19,292	24.70%	3	0.02%	0	0.00%	41	0.21%	0	0.00%	0	0.00%	0	0.00%	7	0.04%	10	0.05%	61	0.32%		

Definitions of malfunction categories can be found on pages 6-7.

Worldwide Malfunction Summary

Models	Family	Worldwide Sales	Percent Returned for Analysis	Worldwide Malfunctions w/o Compromized Therapy																			
				Electrical Component		Electrical Interconnect		Battery		High Voltage Capacitor		Software/Firmware		Mechanical		Possible Early Battery Depletion		Other		Total			
				Qty.	Rate	Qty.	Rate	Qty.	Rate	Qty.	Rate	Qty.	Rate	Qty.	Rate	Qty.	Rate	Qty.	Rate	Qty.	Rate	Qty.	Rate
CD3369-40Q	Quadra Assura MP™ CRT-D	9,514	0.53%	0	0.00%	0	0.00%	0	0.00%	0	0.00%	0	0.00%	2	0.02%	0	0.00%	0	0.00%	0	0.00%	2	0.02%
CD3369-40C	Quadra Assura MP™ CRT-D	1,422	0.56%	0	0.00%	0	0.00%	0	0.00%	0	0.00%	0	0.00%	0	0.00%	0	0.00%	0	0.00%	0	0.00%	0	0.00%
CD3365-40Q	Quadra Assura™ CRT-D	37,562	2.25%	5	0.01%	0	0.00%	1	<0.01%	0	0.00%	1	<0.01%	6	0.02%	9	0.02%	1	<0.01%	23	0.06%		
CD3365-40C	Quadra Assura™ CRT-D	7,598	3.21%	1	0.01%	0	0.00%	1	0.01%	0	0.00%	0	0.00%	0	0.00%	1	0.01%	1	0.01%	4	0.05%		
CD3357-40Q	Unify Assura™ CRT-D	10,487	2.72%	0	0.00%	0	0.00%	0	0.00%	0	0.00%	0	0.00%	1	<0.01%	0	0.00%	2	0.02%	3	0.03%		
CD3357-40C	Unify Assura™ CRT-D	15,942	2.54%	2	0.01%	0	0.00%	0	0.00%	0	0.00%	1	<0.01%	1	<0.01%	1	<0.01%	1	<0.01%	6	0.04%		
CD3265-40Q	Quadra Assura™ CRT-D	13,960	3.79%	3	0.02%	0	0.00%	1	<0.01%	0	0.00%	1	<0.01%	2	0.01%	1	<0.01%	0	0.00%	8	0.06%		
CD3265-40	Quadra Assura™ CRT-D	4,047	4.99%	0	0.00%	0	0.00%	0	0.00%	0	0.00%	0	0.00%	1	0.02%	0	0.00%	1	0.02%	2	0.05%		
CD3257-40Q	Unify Assura™ CRT-D	2,731	6.70%	0	0.00%	0	0.00%	0	0.00%	0	0.00%	0	0.00%	0	0.00%	1	0.04%	0	0.00%	1	0.04%		
CD3257-40	Unify Assura™ CRT-D	6,728	5.28%	3	0.04%	0	0.00%	1	0.01%	0	0.00%	0	0.00%	0	0.00%	1	0.01%	1	0.01%	6	0.09%		
CD3249-40Q	Unify Quadra™ CRT-D	10,546	4.29%	0	0.00%	0	0.00%	0	0.00%	0	0.00%	0	0.00%	1	<0.01%	2	0.02%	1	<0.01%	4	0.04%		
CD3249-40	Unify Quadra™ CRT-D	3,435	5.71%	0	0.00%	0	0.00%	0	0.00%	0	0.00%	0	0.00%	1	0.03%	0	0.00%	0	0.00%	1	0.03%		
CD3231-40Q	Unify™ CRT-D	20,951	8.13%	5	0.02%	0	0.00%	3	0.01%	2	<0.01%	2	<0.01%	3	0.01%	12	0.06%	3	0.01%	30	0.14%		
CD3231-40	Unify™ CRT-D	22,058	9.29%	5	0.02%	0	0.00%	4	0.02%	0	0.00%	1	<0.01%	0	0.00%	6	0.03%	11	0.05%	27	0.12%		
CD3211-36Q	Promote™ + CRT-D	15,885	12.91%	6	0.04%	0	0.00%	7	0.04%	0	0.00%	10	0.06%	2	0.01%	2	0.01%	9	0.06%	36	0.23%		
CD3211-36	Promote™ + CRT-D	20,784	11.58%	7	0.03%	0	0.00%	4	0.02%	0	0.00%	12	0.06%	2	<0.01%	2	<0.01%	6	0.03%	33	0.16%		
3207-36	Promote™ RF CRT-D	25,838	26.14%	7	0.03%	3	0.01%	10	0.04%	1	<0.01%	17	0.07%	10	0.04%	7	0.03%	18	0.07%	73	0.28%		
V-343	Atlas™ + HF CRT-D	19,292	24.70%	1	<0.01%	0	0.00%	4	0.02%	0	0.00%	1	<0.01%	1	<0.01%	11	0.06%	4	0.02%	22	0.11%		

Definitions of malfunction categories can be found on pages 6-7.



Actively Monitored Study Data Summary

Qualifying Complications

Models	Number of Devices Enrolled	Active Devices Enrolled	Cumulative Months of Follow-Up	Inappropriate Shock		Loss of Telemetry		Pericardial Effusion		Premature Battery Depletion		Skin Erosion		Total	
				Qty.	Rate	Qty.	Rate	Qty.	Rate	Qty.	Rate	Qty.	Rate	Qty.	Rate
CD3365-40Q	204	143	4,956	0	0.00%	0	0.00%	0	0.00%	0	0.00%	0	0.00%	0	0.00%
CD3357-40Q	166	143	2,727	0	0.00%	0	0.00%	0	0.00%	0	0.00%	0	0.00%	0	0.00%
CD3357-40C	132	100	2,398	0	0.00%	0	0.00%	0	0.00%	0	0.00%	0	0.00%	0	0.00%
CD3265-40Q	423	253	12,861	0	0.00%	0	0.00%	0	0.00%	1	0.24%	0	0.00%	1	0.24%
CD3249-40Q	991	543	34,662	0	0.00%	0	0.00%	0	0.00%	11	1.11%	1	0.10%	12	1.21%
CD3249-40	244	122	8,410	0	0.00%	0	0.00%	0	0.00%	4	1.64%	1	0.41%	5	2.05%
CD3231-40Q	1,675	811	75,602	2	0.12%	0	0.00%	0	0.00%	6	0.36%	1	0.06%	9	0.54%
CD3231-40	685	258	27,667	0	0.00%	0	0.00%	0	0.00%	1	0.15%	1	0.15%	2	0.29%
CD3211-36Q	856	269	40,931	3	0.35%	0	0.00%	0	0.00%	2	0.23%	2	0.23%	7	0.82%
CD3211-36	225	38	9,335	0	0.00%	0	0.00%	0	0.00%	0	0.00%	2	0.89%	2	0.89%
3207-36	674	78	30,500	1	0.15%	0	0.00%	0	0.00%	3	0.45%	2	0.30%	6	0.89%

A list of of complications can be found on page 15.

Actively Monitored Study Data Summary

Malfunctions

Models	Family	Number of Devices Enrolled	Percent Returned for Analysis	Malfunctions w/ Compromised Therapy																			
				Electrical Component		Electrical Interconnect		Battery		High Voltage Capacitor		Software/Firmware		Mechanical		Possible Early Battery Depletion		Other		Total			
				Qty.	Rate	Qty.	Rate	Qty.	Rate	Qty.	Rate	Qty.	Rate	Qty.	Rate	Qty.	Rate	Qty.	Rate	Qty.	Rate	Qty.	Rate
CD3365-40Q	Quadra Assura™ CRT-D	204	5.40%	0	0.00%	0	0.00%	0	0.00%	0	0.00%	0	0.00%	0	0.00%	0	0.00%	0	0.00%	0	0.00%	0	0.00%
CD3357-40Q	Unify Assura™ CRT-D	166	2.40%	0	0.00%	0	0.00%	0	0.00%	0	0.00%	0	0.00%	0	0.00%	0	0.00%	0	0.00%	0	0.00%	0	0.00%
CD3357-40C	Unify Assura™ CRT-D	132	3.80%	0	0.00%	0	0.00%	0	0.00%	0	0.00%	0	0.00%	0	0.00%	0	0.00%	0	0.00%	0	0.00%	0	0.00%
CD3265-40Q	Quadra Assura™ CRT-D	423	4.70%	0	0.00%	1	0.24%	0	0.00%	0	0.00%	0	0.00%	0	0.00%	0	0.00%	0	0.00%	0	0.00%	1	0.24%
CD3249-40Q	Unify Quadra™ CRT-D	991	4.60%	0	0.00%	0	0.00%	0	0.00%	0	0.00%	0	0.00%	0	0.00%	0	0.00%	0	0.00%	0	0.00%	0	0.00%
CD3249-40	Unify Quadra™ CRT-D	244	6.60%	0	0.00%	0	0.00%	0	0.00%	0	0.00%	0	0.00%	0	0.00%	0	0.00%	0	0.00%	0	0.00%	0	0.00%
CD3231-40Q	Unify™ CRT-D	1,675	9.30%	0	0.00%	0	0.00%	1	0.06%	1	0.06%	0	0.00%	0	0.00%	8	0.48%	2	0.12%	12	0.72%		
CD3231-40	Unify™ CRT-D	685	12.60%	1	0.15%	1	0.15%	0	0.00%	0	0.00%	0	0.00%	0	0.00%	1	0.15%	0	0.00%	3	0.44%		
CD3211-36Q	Promote™ + CRT-D	856	29.30%	1	0.12%	0	0.00%	1	0.12%	0	0.00%	0	0.00%	0	0.00%	2	0.23%	0	0.00%	4	0.47%		
CD3211-36	Promote™ + CRT-D	225	23.10%	0	0.00%	0	0.00%	0	0.00%	0	0.00%	0	0.00%	0	0.00%	0	0.00%	0	0.00%	0	0.00%		
3207-36	Promote™ RF CRT-D	674	34.40%	0	0.00%	0	0.00%	0	0.00%	0	0.00%	0	0.00%	0	0.00%	0	0.00%	2	0.30%	2	0.30%		

Models	Family	Number of Devices Enrolled	Percent Returned for Analysis	Malfunctions w/o Compromised Therapy																			
				Electrical Component		Electrical Interconnect		Battery		High Voltage Capacitor		Software/Firmware		Mechanical		Possible Early Battery Depletion		Other		Total			
				Qty.	Rate	Qty.	Rate	Qty.	Rate	Qty.	Rate	Qty.	Rate	Qty.	Rate	Qty.	Rate	Qty.	Rate	Qty.	Rate	Qty.	Rate
CD3365-40Q	Quadra Assura™ CRT-D	204	5.40%	0	0.00%	0	0.00%	0	0.00%	0	0.00%	0	0.00%	0	0.00%	0	0.00%	0	0.00%	0	0.00%	0	0.00%
CD3357-40Q	Unify Assura™ CRT-D	166	2.40%	0	0.00%	0	0.00%	0	0.00%	0	0.00%	0	0.00%	0	0.00%	0	0.00%	0	0.00%	0	0.00%	0	0.00%
CD3357-40C	Unify Assura™ CRT-D	132	3.80%	0	0.00%	0	0.00%	0	0.00%	0	0.00%	0	0.00%	0	0.00%	0	0.00%	0	0.00%	0	0.00%	0	0.00%
CD3265-40Q	Quadra Assura™ CRT-D	423	4.70%	0	0.00%	0	0.00%	0	0.00%	0	0.00%	0	0.00%	0	0.00%	0	0.00%	0	0.00%	0	0.00%	0	0.00%
CD3249-40Q	Unify Quadra™ CRT-D	991	4.60%	0	0.00%	0	0.00%	0	0.00%	0	0.00%	0	0.00%	0	0.00%	1	0.10%	0	0.00%	1	0.10%		
CD3249-40	Unify Quadra™ CRT-D	244	6.60%	0	0.00%	0	0.00%	0	0.00%	0	0.00%	0	0.00%	0	0.00%	0	0.00%	0	0.00%	0	0.00%		
CD3231-40Q	Unify™ CRT-D	1,675	9.30%	1	0.06%	0	0.00%	1	0.06%	0	0.00%	0	0.00%	1	0.06%	1	0.06%	0	0.00%	4	0.24%		
CD3231-40	Unify™ CRT-D	685	12.60%	0	0.00%	0	0.00%	2	0.29%	0	0.00%	1	0.15%	0	0.00%	0	0.00%	0	0.00%	3	0.44%		
CD3211-36Q	Promote™ + CRT-D	856	29.30%	1	0.12%	0	0.00%	1	0.12%	0	0.00%	0	0.00%	1	0.12%	0	0.00%	0	0.00%	3	0.35%		
CD3211-36	Promote™ + CRT-D	225	23.10%	0	0.00%	0	0.00%	0	0.00%	0	0.00%	2	0.89%	0	0.00%	0	0.00%	0	0.00%	2	0.89%		
3207-36	Promote™ RF CRT-D	674	34.40%	1	0.15%	0	0.00%	1	0.15%	0	0.00%	1	0.15%	0	0.00%	1	0.15%	1	0.15%	5	0.74%		

Definitions of malfunction categories can be found on pages 6-7.

# CARDIAC RESYNCHRONIZATION THERAPY (CRT) DEVICES

CRT Pacemakers

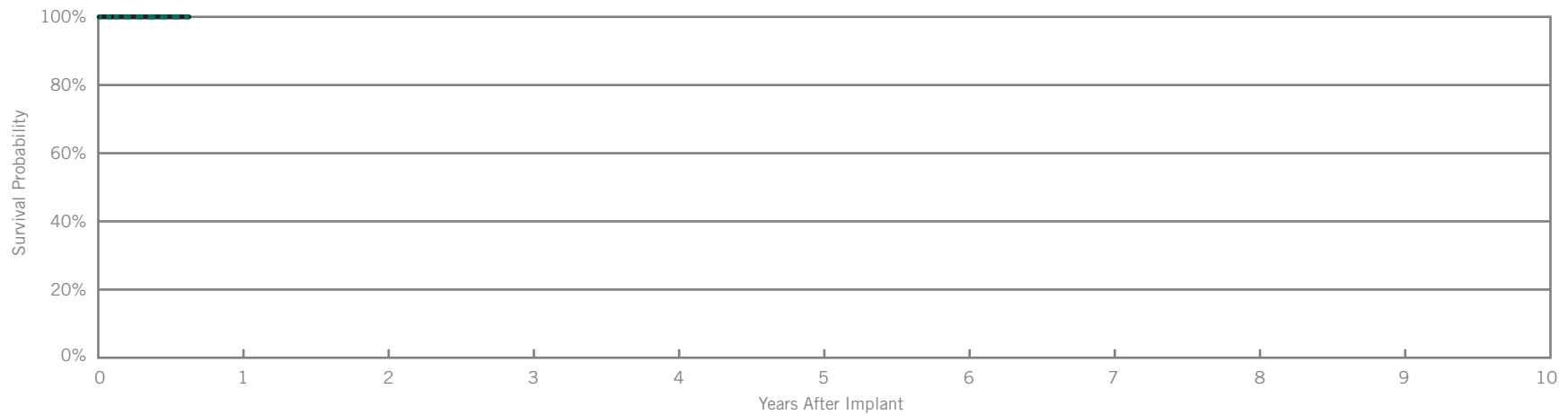
Allure Quadra MP™ CRT-P

Model PM3262

US Regulatory Approval	February 2016
Registered US Implants	3,913
Estimated Active US Implants	3,738
Estimated Longevity	8 Years
Normal Battery Depletion	0
Number of US Advisories	None

Customer Reported Performance Data

	Malfunctions w/ Compromised Therapy		Malfunctions w/o Compromised Therapy	
	Qty	Rate	Qty	Rate
Electrical Component	0	0.00%	0	0.00%
Electrical Interconnect	0	0.00%	0	0.00%
Battery	0	0.00%	0	0.00%
Software/Firmware	0	0.00%	0	0.00%
Mechanical	0	0.00%	0	0.00%
Possible Early Battery Depletion	0	0.00%	0	0.00%
Other	0	0.00%	0	0.00%
<b>Total</b>	<b>0</b>	<b>0.00%</b>	<b>0</b>	<b>0.00%</b>



Including Normal Battery Depletion

Year	at 8 months								
Survival Probability	100.00%								
± 1 standard error	0.00%								
Sample Size	300								

Excluding Normal Battery Depletion

Year	at 8 months								
Survival Probability	100.00%								
± 1 standard error	0.00%								

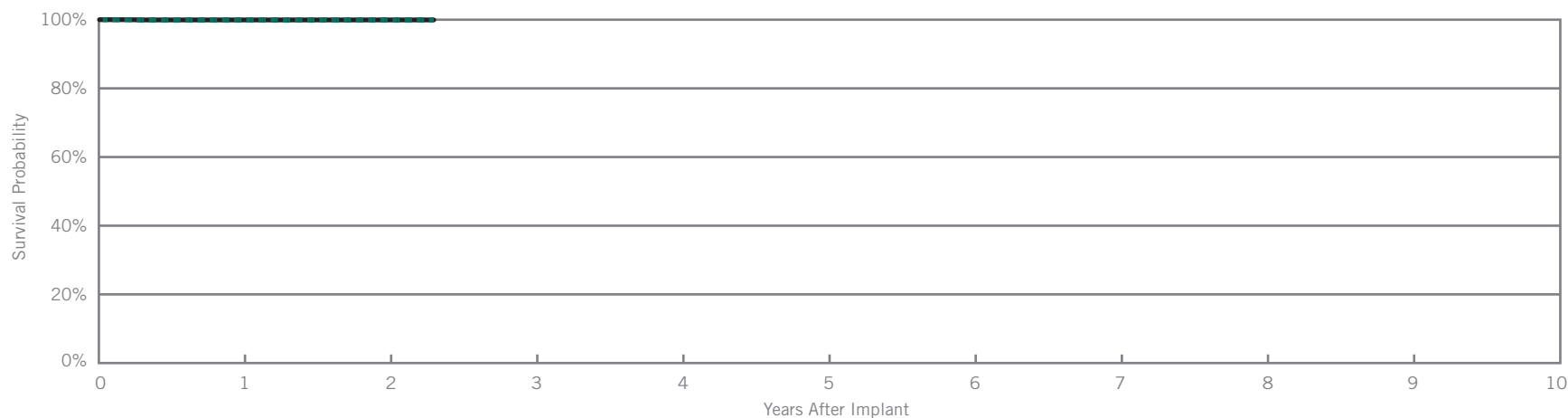
Allure™ RF CRT-P

Model PM3222

US Regulatory Approval	March 2014
Registered US Implants	3,349
Estimated Active US Implants	2,871
Estimated Longevity	8 Years
Normal Battery Depletion	0
Number of US Advisories	None

Customer Reported Performance Data

	Malfunctions w/ Compromised Therapy		Malfunctions w/o Compromised Therapy	
	Qty	Rate	Qty	Rate
Electrical Component	0	0.00%	0	0.00%
Electrical Interconnect	0	0.00%	0	0.00%
Battery	0	0.00%	0	0.00%
Software/Firmware	0	0.00%	0	0.00%
Mechanical	0	0.00%	1	0.03%
Possible Early Battery Depletion	0	0.00%	0	0.00%
Other	0	0.00%	0	0.00%
<b>Total</b>	<b>0</b>	<b>0.00%</b>	<b>1</b>	<b>0.03%</b>



Including Normal Battery Depletion

Year	1	2	at 28 months						
Survival Probability	99.93%	99.93%	99.93%						
± 1 standard error	0.05%	0.05%	0.05%						
Sample Size	2,490	1,000	200						

Excluding Normal Battery Depletion

Year	1	2	at 28 months						
Survival Probability	99.93%	99.93%	99.93%						
± 1 standard error	0.05%	0.05%	0.05%						

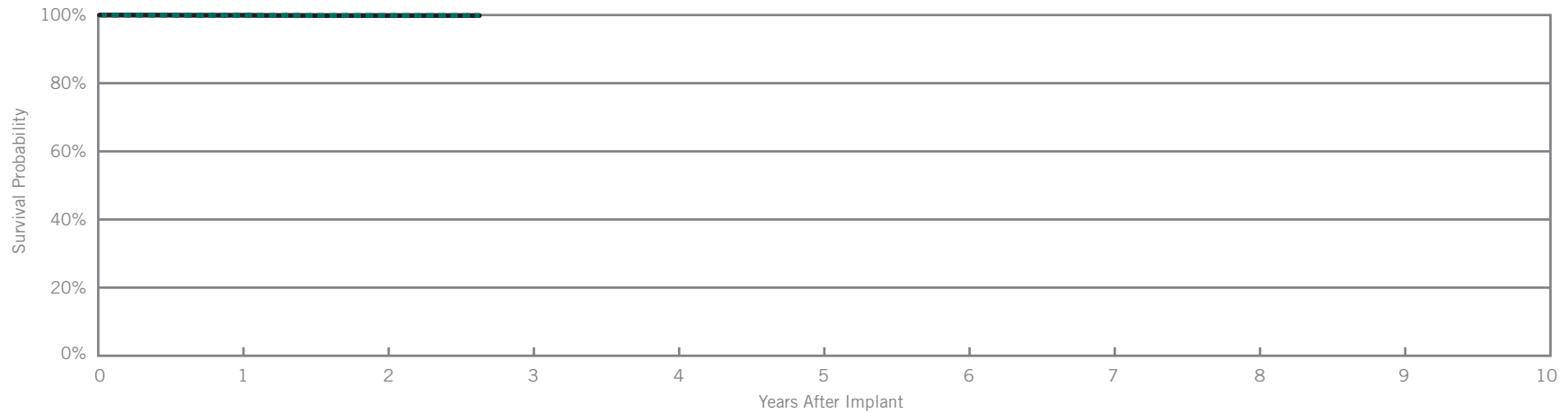
Allure Quadra™ RF CRT-P

Model PM3242

US Regulatory Approval	March 2014
Registered US Implants	17,031
Estimated Active US Implants	14,104
Estimated Longevity	8 Years
Normal Battery Depletion	0
Number of US Advisories	None

Customer Reported Performance Data

	Malfunctions w/ Compromised Therapy		Malfunctions w/o Compromised Therapy	
	Qty	Rate	Qty	Rate
Electrical Component	0	0.00%	0	0.00%
Electrical Interconnect	0	0.00%	0	0.00%
Battery	0	0.00%	0	0.00%
Software/Firmware	0	0.00%	0	0.00%
Mechanical	1	<0.01%	7	0.04%
Possible Early Battery Depletion	0	0.00%	0	0.00%
Other	0	0.00%	0	0.00%
<b>Total</b>	<b>1</b>	<b>&lt;0.01%</b>	<b>7</b>	<b>0.04%</b>



Including Normal Battery Depletion

Year	1	2	at 32 months						
Survival Probability	99.93%	99.85%	99.85%						
± 1 standard error	0.02%	0.04%	0.04%						
Sample Size	13,950	7,150	430						

Excluding Normal Battery Depletion

Year	1	2	at 32 months						
Survival Probability	99.93%	99.85%	99.85%						
± 1 standard error	0.02%	0.04%	0.04%						

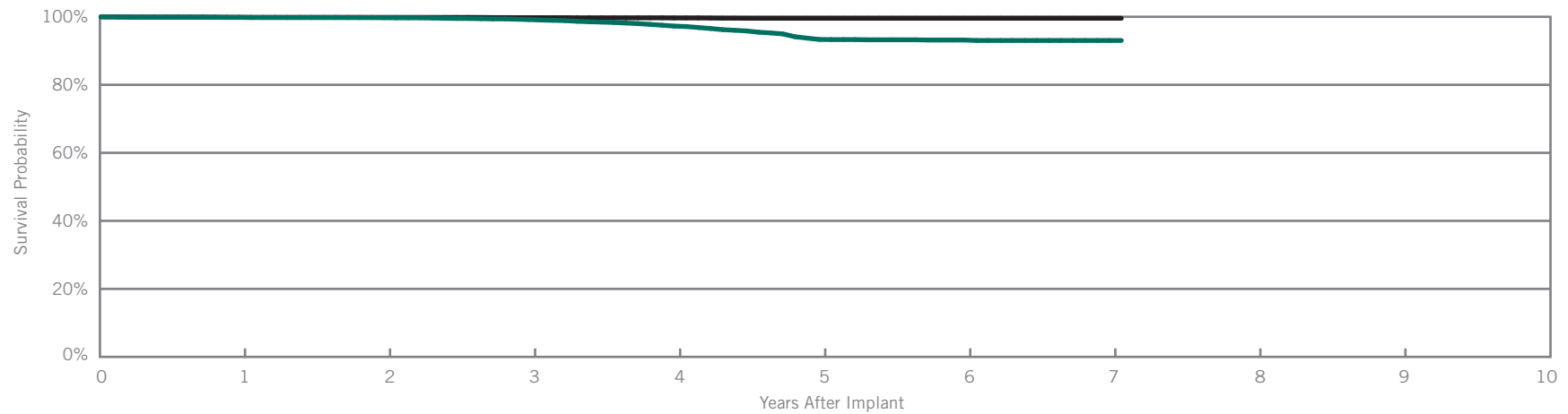
Anthem™ RF CRT-P

Model PM3210

US Regulatory Approval	July 2009
Registered US Implants	20,446
Estimated Active US Implants	11,022
Estimated Longevity	8 Years
Normal Battery Depletion	190
Number of US Advisories (see pg. 317)	One

Customer Reported Performance Data

	Malfunctions w/ Compromised Therapy		Malfunctions w/o Compromised Therapy	
	Qty	Rate	Qty	Rate
Electrical Component	3	0.01%	4	0.02%
Electrical Interconnect	3	0.01%	0	0.00%
Battery	0	0.00%	0	0.00%
Software/Firmware	0	0.00%	5	0.02%
Mechanical	0	0.00%	0	0.00%
Possible Early Battery Depletion	1	<0.01%	3	0.01%
Other	0	0.00%	7	0.03%
<b>Total</b>	<b>7</b>	<b>0.03%</b>	<b>19</b>	<b>0.09%</b>



Including Normal Battery Depletion

Year	1	2	3	4	5	6	7	at 85 months
Survival Probability	99.82%	99.74%	99.18%	97.27%	93.34%	93.17%	93.04%	93.04%
± 1 standard error	0.03%	0.04%	0.07%	0.15%	0.29%	0.31%	0.32%	0.32%
Sample Size	18,840	16,150	13,320	9,440	5,760	2,900	920	250

Excluding Normal Battery Depletion

Year	1	2	3	4	5	6	7	at 85 months
Survival Probability	99.87%	99.83%	99.74%	99.66%	99.57%	99.57%	99.57%	99.57%
± 1 standard error	0.03%	0.03%	0.04%	0.05%	0.06%	0.06%	0.06%	0.06%

Actively Monitored Study Data

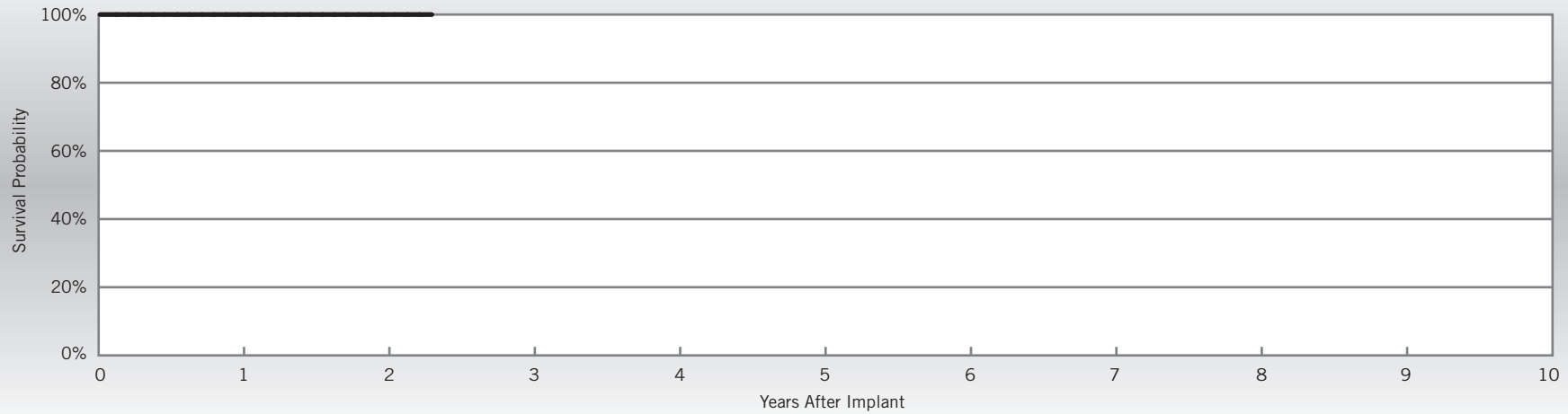
Anthem™ RF CRT-P

Model PM3210

US Regulatory Approval	July 2009
Number of Devices Enrolled in Study	199
Active Devices Enrolled in Study	29
Cumulative Months of Follow-up	4,683
Estimated Longevity	8 Years

<b>Qualifying Complications</b>
None Reported

	Malfunctions w/ Compromised Therapy		Malfunctions w/o Compromised Therapy	
	Qty	Rate	Qty	Rate
Electrical Component	0	0.00%	0	0.00%
Electrical Interconnect	0	0.00%	0	0.00%
Battery	0	0.00%	0	0.00%
Software/Firmware	0	0.00%	0	0.00%
Mechanical	0	0.00%	0	0.00%
Possible Early Battery Depletion	0	0.00%	0	0.00%
Other	0	0.00%	0	0.00%
<b>Total</b>	<b>0</b>	<b>0.00%</b>	<b>0</b>	<b>0.00%</b>



Year	1	2	at 28 months						
Survival Probability	100.00%	100.00%	100.00%						
± 1 standard error	0.00%	0.00%	0.00%						
Sample Size	170	100	50						



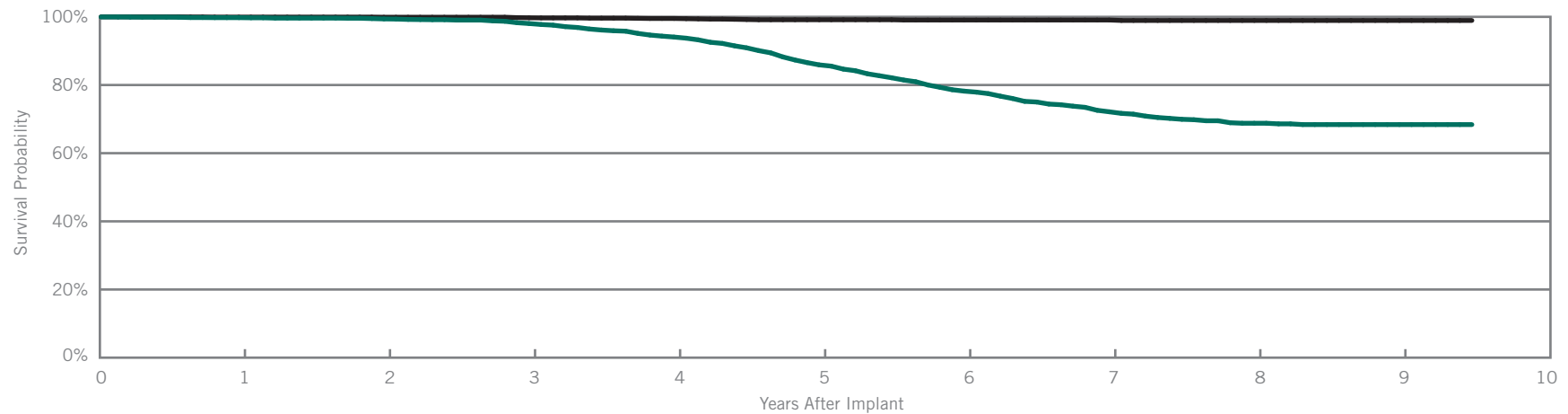
Frontier™ II CRT-P

Model 5586

US Regulatory Approval	August 2004
Registered US Implants	6,909
Estimated Active US Implants	1,170
Estimated Longevity	6.5 Years
Normal Battery Depletion	376
Number of US Advisories	None

Customer Reported Performance Data

	Malfunctions w/ Compromised Therapy		Malfunctions w/o Compromised Therapy	
	Qty	Rate	Qty	Rate
Electrical Component	0	0.00%	7	0.10%
Electrical Interconnect	0	0.00%	0	0.00%
Battery	0	0.00%	0	0.00%
Software/Firmware	0	0.00%	0	0.00%
Mechanical	0	0.00%	0	0.00%
Possible Early Battery Depletion	0	0.00%	7	0.10%
Other	1	0.01%	3	0.04%
<b>Total</b>	<b>1</b>	<b>0.01%</b>	<b>17</b>	<b>0.25%</b>



Including Normal Battery Depletion

Year	1	2	3	4	5	6	7	8	9	at 114 months
Survival Probability	99.76%	99.39%	98.04%	94.07%	85.91%	78.20%	72.14%	68.78%	68.39%	68.39%
± 1 standard error	0.06%	0.10%	0.19%	0.36%	0.56%	0.71%	0.80%	0.88%	0.90%	0.90%
Sample Size	6,250	5,210	4,480	3,800	3,130	2,500	1,900	1,210	580	220

Excluding Normal Battery Depletion

Year	1	2	3	4	5	6	7	8	9	at 114 months
Survival Probability	99.93%	99.89%	99.72%	99.52%	99.15%	99.07%	99.07%	98.94%	98.94%	98.94%
± 1 standard error	0.03%	0.03%	0.07%	0.11%	0.15%	0.16%	0.16%	0.18%	0.18%	0.18%

# SUMMARY INFORMATION

CRT Pacemakers

Survival Summary

Including Normal Battery Depletion

Models	Family	Survival Probability									
		1 year	2 year	3 year	4 year	5 year	6 year	7 year	8 year	9 year	10 year
PM3262	Allure Quadra MP™ CRT-P*										
PM3222	Allure™ RF CRT-P*	99.93%	99.93%								
PM3242	Allure Quadra™ RF CRT-P	99.93%	99.85%								
PM3210	Anthem™ RF CRT-P	99.82%	99.74%	99.18%	97.27%	93.34%	93.17%	93.04%			
5586	Frontier™ II CRT-P	99.76%	99.39%	98.04%	94.07%	85.91%	78.20%	72.14%	68.78%	68.39%	

Excluding Normal Battery Depletion

Models	Family	Survival Probability									
		1 year	2 year	3 year	4 year	5 year	6 year	7 year	8 year	9 year	10 year
PM3262	Allure Quadra MP™ CRT-P*										
PM3222	Allure™ RF CRT-P*	99.93%	99.93%								
PM3242	Allure Quadra™ RF CRT-P	99.93%	99.85%								
PM3210	Anthem™ RF CRT-P	99.87%	99.83%	99.74%	99.66%	99.57%	99.57%	99.57%			
5586	Frontier™ II CRT-P	99.93%	99.89%	99.72%	99.52%	99.15%	99.07%	99.07%	98.94%	98.94%	

\*No survival probability is stated at one year due to the device not meeting the required minimum sample size of 200 U.S. implants with 12 consecutive months of data. Please refer to the individual graphs for data up to one year.

U.S. Malfunction Summary

Models	Family	Registered US Implants	Percent Returned for Analysis	U.S. Malfunctions w/ Compromised Therapy															
				Electrical Component		Electrical Interconnect		Battery		Software/Firmware		Mechanical		Possible Early Battery Depletion		Other		Total	
				Qty.	Rate	Qty.	Rate	Qty.	Rate	Qty.	Rate	Qty.	Rate	Qty.	Rate	Qty.	Rate	Qty.	Rate
PM3262	Allure Quadra MP™ CRT-P	3,913	0.00%	0	0.00%	0	0.00%	0	0.00%	0	0.00%	0	0.00%	0	0.00%	0	0.00%	0	0.00%
PM3222	Allure™ RF CRT-P	3,349	0.40%	0	0.00%	0	0.00%	0	0.00%	0	0.00%	0	0.00%	0	0.00%	0	0.00%	0	0.00%
PM3242	Allure Quadra™ RF CRT-P	17,031	0.50%	0	0.00%	0	0.00%	0	0.00%	0	0.00%	1	<0.01%	0	0.00%	0	0.00%	1	<0.01%
PM3210	Anthem™ RF CRT-P	20,446	4.30%	3	0.01%	3	0.01%	0	0.00%	0	0.00%	0	0.00%	1	<0.01%	0	0.00%	7	0.03%
5586	Frontier™ II CRT-P	6,909	14.30%	0	0.00%	0	0.00%	0	0.00%	0	0.00%	0	0.00%	0	0.00%	1	0.01%	1	0.01%

Models	Family	Registered US Implants	Percent Returned for Analysis	U.S. Malfunctions w/o Compromised Therapy															
				Electrical Component		Electrical Interconnect		Battery		Software/Firmware		Mechanical		Possible Early Battery Depletion		Other		Total	
				Qty.	Rate	Qty.	Rate	Qty.	Rate	Qty.	Rate	Qty.	Rate	Qty.	Rate	Qty.	Rate	Qty.	Rate
PM3262	Allure Quadra MP™ CRT-P	3,913	0.00%	0	0.00%	0	0.00%	0	0.00%	0	0.00%	0	0.00%	0	0.00%	0	0.00%	0	0.00%
PM3222	Allure™ RF CRT-P	3,349	0.40%	0	0.00%	0	0.00%	0	0.00%	0	0.00%	1	0.03%	0	0.00%	0	0.00%	1	0.03%
PM3242	Allure Quadra™ RF CRT-P	17,031	0.50%	0	0.00%	0	0.00%	0	0.00%	0	0.00%	7	0.04%	0	0.00%	0	0.00%	7	0.04%
PM3210	Anthem™ RF CRT-P	20,446	4.30%	4	0.02%	0	0.00%	0	0.00%	5	0.02%	0	0.00%	3	0.01%	7	0.03%	19	0.09%
5586	Frontier™ II CRT-P	6,909	14.30%	7	0.10%	0	0.00%	0	0.00%	0	0.00%	0	0.00%	7	0.10%	3	0.04%	17	0.25%

Definitions of malfunction categories can be found on pages 6-7.

Worldwide Malfunction Summary

Models	Family	Worldwide Sales	Percent Returned for Analysis	Worldwide Malfunctions w/ Compromised Therapy																	
				Electrical Component		Electrical Interconnect		Battery		Software/Firmware		Mechanical		Possible Early Battery Depletion		Other		Total			
				Qty.	Rate	Qty.	Rate	Qty.	Rate	Qty.	Rate	Qty.	Rate	Qty.	Rate	Qty.	Rate	Qty.	Rate		
PM3262	Allure Quadra MP™ CRT-P	12,021	0.28%	0	0.00%	0	0.00%	0	0.00%	0	0.00%	0	0.00%	0	0.00%	0	0.00%	0	0.00%	0	0.00%
PM3222	Allure™ RF CRT-P	11,528	0.95%	0	0.00%	1	<0.01%	0	0.00%	0	0.00%	0	0.00%	0	0.00%	0	0.00%	0	0.00%	1	<0.01%
PM3242	Allure Quadra™ RF CRT-P	31,689	1.47%	0	0.00%	0	0.00%	0	0.00%	0	0.00%	1	<0.01%	0	0.00%	0	0.00%	0	0.00%	1	<0.01%
PM3210	Anthem™ RF CRT-P	21,092	7.28%	3	0.01%	3	0.01%	0	0.00%	0	0.00%	0	0.00%	1	<0.01%	0	0.00%	7	0.03%		

Models	Family	Worldwide Sales	Percent Returned for Analysis	Worldwide Malfunctions w/o Compromised Therapy																	
				Electrical Component		Electrical Interconnect		Battery		Software/Firmware		Mechanical		Possible Early Battery Depletion		Other		Total			
				Qty.	Rate	Qty.	Rate	Qty.	Rate	Qty.	Rate	Qty.	Rate	Qty.	Rate	Qty.	Rate	Qty.	Rate		
PM3262	Allure Quadra MP™ CRT-P	12,021	0.28%	0	0.00%	0	0.00%	0	0.00%	0	0.00%	0	0.00%	0	0.00%	0	0.00%	0	0.00%	0	0.00%
PM3222	Allure™ RF CRT-P	11,528	0.95%	0	0.00%	0	0.00%	0	0.00%	0	0.00%	1	<0.01%	0	0.00%	0	0.00%	0	0.00%	1	<0.01%
PM3242	Allure Quadra™ RF CRT-P	31,689	1.47%	1	<0.01%	0	0.00%	0	0.00%	0	0.00%	8	0.03%	1	<0.01%	1	<0.01%	11	0.03%		
PM3210	Anthem™ RF CRT-P	21,092	7.28%	3	0.01%	0	0.00%	0	0.00%	5	0.02%	0	0.00%	3	0.01%	7	0.03%	18	0.09%		

Definitions of malfunction categories can be found on pages 6-7.

Actively Monitored Study Data Summary

Qualifying Complications

Models	Number of Devices Enrolled	Active Devices Enrolled	Cumulative Months of Follow-Up	Inappropriate Shock		Loss of Telemetry		Pericardial Effusion		Premature Battery Depletion		Skin Erosion		Total	
				Qty.	Rate	Qty.	Rate	Qty.	Rate	Qty.	Rate	Qty.	Rate	Qty.	Rate
PM3210	199	29	4,683	0	0.00%	0	0.00%	0	0.00%	0	0.00%	0	0.00%	0	0.00%

Malfunctions

Models	Family	Number of Devices Enrolled	Percent Returned for Analysis	Malfunctions w/ Compromised Therapy																			
				Electrical Component		Electrical Interconnect		Battery		High Voltage Capacitor		Software/Firmware		Mechanical		Possible Early Battery Depletion		Other		Total			
				Qty.	Rate	Qty.	Rate	Qty.	Rate	Qty.	Rate	Qty.	Rate	Qty.	Rate	Qty.	Rate	Qty.	Rate	Qty.	Rate		
PM3210	Anthem™ RF	199	6.00%	0	0.00%	0	0.00%	0	0.00%	0	0.00%	0	0.00%	0	0.00%	0	0.00%	0	0.00%	0	0.00%	0	0.00%

Models	Family	Number of Devices Enrolled	Percent Returned for Analysis	Malfunctions w/o Compromised Therapy																			
				Electrical Component		Electrical Interconnect		Battery		High Voltage Capacitor		Software/Firmware		Mechanical		Possible Early Battery Depletion		Other		Total			
				Qty.	Rate	Qty.	Rate	Qty.	Rate	Qty.	Rate	Qty.	Rate	Qty.	Rate	Qty.	Rate	Qty.	Rate	Qty.	Rate		
PM3210	Anthem™ RF	199	6.00%	0	0.00%	0	0.00%	0	0.00%	0	0.00%	0	0.00%	0	0.00%	0	0.00%	0	0.00%	0	0.00%	0	0.00%

A list of complications can be found on [page 15](#).

Definitions of malfunction categories can be found on [pages 6-7](#).



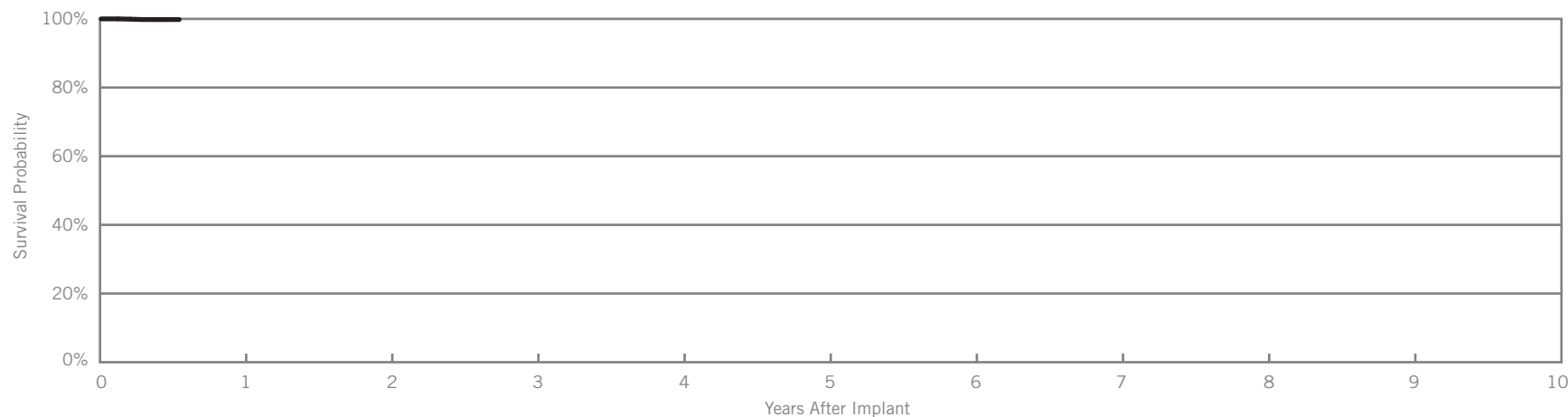
Customer Reported Performance Data

Quartet™  
Model 1458QL

US Regulatory Approval	October 2015
Registered US Implants	1,835
Estimated Active US Implants	1,746
Insulation	Optim™*
Type and/or Fixation	S-Curve
Polarity	Quadpolar
Steroid	Yes
Number of US Advisories	None

	Acute Observations (Post Implant, ≤30 days)		Chronic Complications (>30 days)	
	Qty.	Rate	Qty.	Rate
Cardiac Perforation	0	0.00%	0	0.00%
Conductor Fracture	0	0.00%	0	0.00%
Lead Dislodgement	5	0.27%	2	0.11%
Failure to Capture	2	0.11%	1	0.05%
Oversensing	0	0.00%	0	0.00%
Failure to Sense	0	0.00%	0	0.00%
Insulation Breach	0	0.00%	0	0.00%
Abnormal Pacing Impedance	1	0.05%	0	0.00%
Extracardiac Stimulation	3	0.16%	3	0.16%
Other	2	0.11%	0	0.00%
<b>Total</b>	<b>13</b>	<b>0.71%</b>	<b>6</b>	<b>0.33%</b>
<b>Total Returned for Analysis</b>	<b>3</b>		<b>1</b>	

Malfunctions	Qty.	Rate
Conductor Fracture	0	0.00%
Clavicular Crush	0	0.00%
In the Pocket	0	0.00%
Intravascular	0	0.00%
Insulation Breach	0	0.00%
Lead-to-Can Contact	0	0.00%
Lead-to-Lead Contact	0	0.00%
Clavicular Crush	0	0.00%
Externalized Conductors	0	0.00%
Other	0	0.00%
Crimps, Welds & Bonds	0	0.00%
Other	0	0.00%
Extrinsic Factors	1	0.05%
<b>Total</b>	<b>1</b>	<b>0.05%</b>



Year	at 7 months								
Survival Probability	99.81%								
± 1 standard error	0.13%								
Sample Size	340								

\*Optim™ lead insulation is a copolymer of silicone and polyurethane.



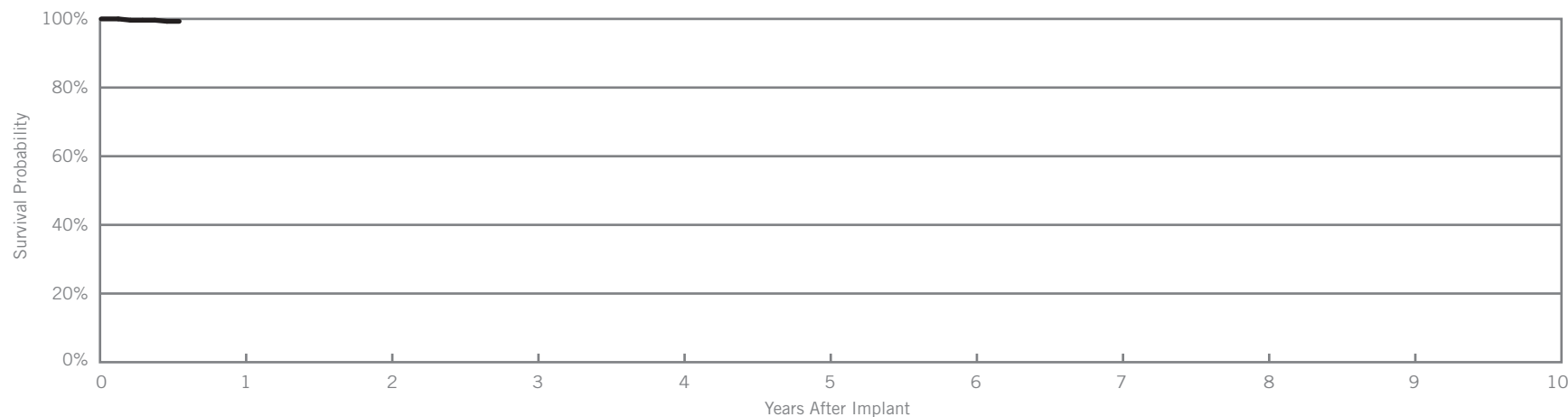
Customer Reported Performance Data

Quartet™  
Model 1456Q

US Regulatory Approval	October 2015
Registered US Implants	1,220
Estimated Active US Implants	1,160
Insulation	Optim™*
Type and/or Fixation	S-Curve
Polarity	Quadpolar
Steroid	Yes
Number of US Advisories	None

	Acute Observations (Post Implant, ≤30 days)		Chronic Complications (>30 days)	
	Qty.	Rate	Qty.	Rate
Cardiac Perforation	1	0.08%	0	0.00%
Conductor Fracture	1	0.08%	0	0.00%
Lead Dislodgement	2	0.16%	3	0.25%
Failure to Capture	0	0.00%	0	0.00%
Oversensing	0	0.00%	0	0.00%
Failure to Sense	0	0.00%	0	0.00%
Insulation Breach	0	0.00%	0	0.00%
Abnormal Pacing Impedance	0	0.00%	0	0.00%
Extracardiac Stimulation	1	0.08%	1	0.08%
Other	3	0.25%	1	0.08%
<b>Total</b>	<b>8</b>	<b>0.66%</b>	<b>5</b>	<b>0.41%</b>
<b>Total Returned for Analysis</b>	<b>1</b>		<b>1</b>	

Malfunctions	Qty.	Rate
Conductor Fracture	0	0.00%
Clavicular Crush	0	0.00%
In the Pocket	0	0.00%
Intravascular	0	0.00%
Insulation Breach	0	0.00%
Lead-to-Can Contact	0	0.00%
Lead-to-Lead Contact	0	0.00%
Clavicular Crush	0	0.00%
Externalized Conductors	0	0.00%
Other	0	0.00%
Crimps, Welds & Bonds	0	0.00%
Other	0	0.00%
Extrinsic Factors	1	0.08%
<b>Total</b>	<b>1</b>	<b>0.08%</b>



Year	at 7 months								
Survival Probability	99.29%								
± 1 standard error	0.40%								
Sample Size	230								

\*Optim™ lead insulation is a copolymer of silicone and polyurethane.

# Left-Heart Leads

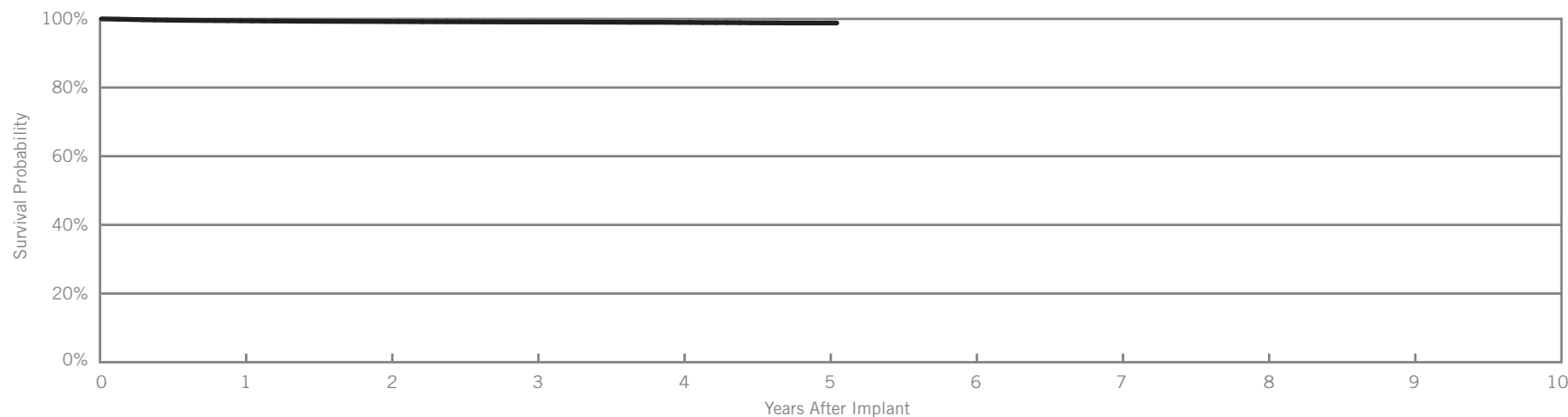
## Customer Reported Performance Data

### Quartet™ Model 1458Q

US Regulatory Approval	November 2011
Registered US Implants	105,691
Estimated Active US Implants	81,309
Insulation	Optim™*
Type and/or Fixation	S-Curve
Polarity	Quadpolar
Steroid	Yes
Number of US Advisories	None

	Acute Observations (Post Implant, ≤30 days)		Chronic Complications (>30 days)	
	Qty.	Rate	Qty.	Rate
Cardiac Perforation	3	<0.01%	2	<0.01%
Conductor Fracture	0	0.00%	7	<0.01%
Lead Dislodgement	137	0.13%	532	0.50%
Failure to Capture	59	0.06%	188	0.18%
Oversensing	2	<0.01%	6	<0.01%
Failure to Sense	0	0.00%	0	0.00%
Insulation Breach	1	<0.01%	2	<0.01%
Abnormal Pacing Impedance	4	<0.01%	31	0.03%
Extracardiac Stimulation	72	0.07%	106	0.10%
Other	71	0.07%	24	0.02%
<b>Total</b>	<b>349</b>	<b>0.33%</b>	<b>898</b>	<b>0.85%</b>
<b>Total Returned for Analysis</b>	<b>127</b>		<b>368</b>	

Malfunctions	Qty.	Rate
Conductor Fracture	3	<0.01%
Clavicular Crush	0	0.00%
In the Pocket	1	<0.01%
Intravascular	2	<0.01%
Insulation Breach	1	<0.01%
Lead-to-Can Contact	0	0.00%
Lead-to-Lead Contact	0	0.00%
Clavicular Crush	0	0.00%
Externalized Conductors	0	0.00%
Other	1	<0.01%
Crimps, Welds & Bonds	0	0.00%
Other	7	<0.01%
Extrinsic Factors	359	0.34%
<b>Total</b>	<b>370</b>	<b>0.35%</b>



Year	1	2	3	4	5	at 61 months			
Survival Probability	99.46%	99.23%	99.10%	98.97%	98.81%	98.81%			
± 1 standard error	0.02%	0.03%	0.04%	0.05%	0.08%	0.08%			
Sample Size	88,580	56,750	31,610	14,950	4,520	350			

\*Optim™ lead insulation is a copolymer of silicone and polyurethane.

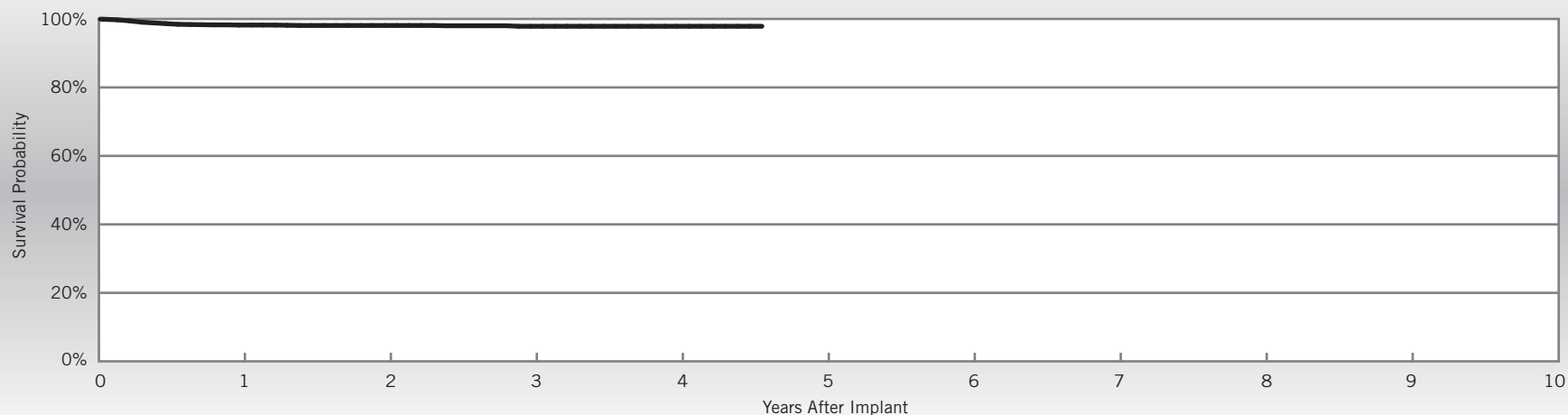
Actively Monitored Study Data

Quartet™  
Model 1458Q

US Regulatory Approval	November 2011
Number of Devices Enrolled in Study	2,077
Active Devices Enrolled in Study	1,216
Cumulative Months of Follow-up	66,544
Insulation	Optim™*
Type and/or Fixation	S-Curve
Polarity	Quadpolar
Steroid	Yes

Qualifying Complications	Qty.	Rate
Abnormal Pacing Impedance	1	0.05%
Extracardiac Stimulation	4	0.19%
Failure to Capture	3	0.14%
Lead Dislodgement	33	1.59%

Malfunctions	Qty	Rate
Conductor Fracture	0	0.00%
Clavicular Crush	0	0.00%
In the Pocket	0	0.00%
Intravascular	0	0.00%
Insulation Breach	0	0.00%
Lead-to-Can Contact	0	0.00%
Lead-to-Lead Contact	0	0.00%
Clavicular Crush	0	0.00%
Externalized Conductors	0	0.00%
Other	0	0.00%
Crimps, Welds & Bonds	0	0.00%
Other	0	0.00%
Extrinsic Factors	20	0.96%
<b>Total</b>	<b>20</b>	<b>0.96%</b>



Year	1	2	3	4	at 55 months				
Survival Probability	98.21%	98.09%	97.86%	97.86%	97.86%				
± 1 standard error	0.29%	0.31%	0.34%	0.34%	0.34%				
Sample Size	1,910	1,590	1,310	760	60				

\*Optim™ lead insulation is a copolymer of silicone and polyurethane.

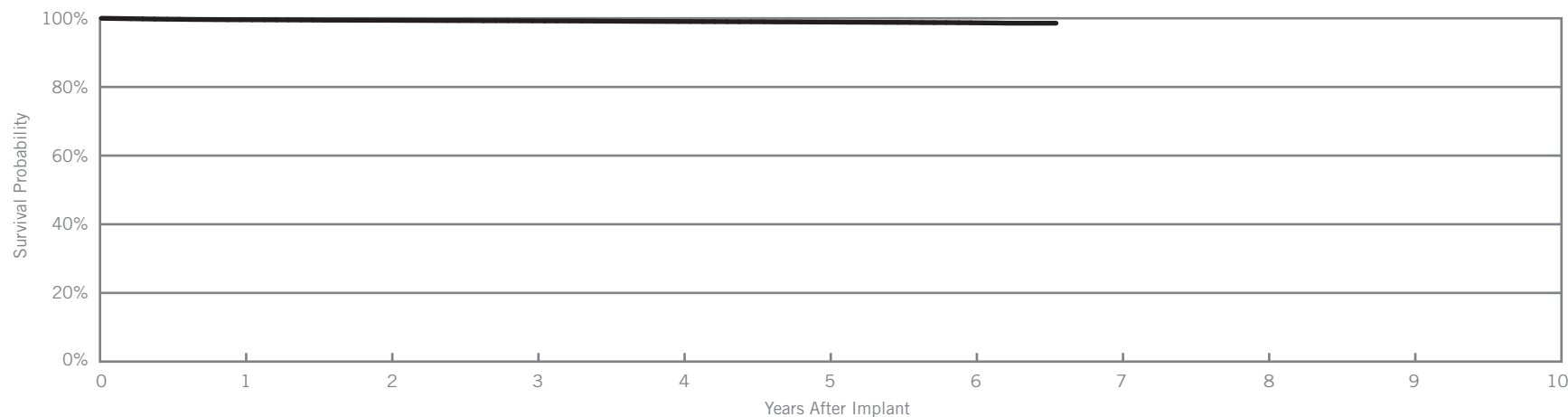
## Customer Reported Performance Data

### QuickFlex™ μ Model 1258T

US Regulatory Approval	May 2010
Registered US Implants	45,899
Estimated Active US Implants	28,530
Insulation	Optim™*
Type and/or Fixation	S-Curve
Polarity	Bipolar
Steroid	Yes
Number of US Advisories	None

	Acute Observations (Post Implant, ≤30 days)		Chronic Complications (>30 days)	
	Qty.	Rate	Qty.	Rate
Cardiac Perforation	0	0.00%	1	<0.01%
Conductor Fracture	0	0.00%	17	0.04%
Lead Dislodgement	46	0.10%	169	0.37%
Failure to Capture	17	0.04%	126	0.27%
Oversensing	0	0.00%	9	0.02%
Failure to Sense	1	<0.01%	2	<0.01%
Insulation Breach	0	0.00%	5	0.01%
Abnormal Pacing Impedance	5	0.01%	33	0.07%
Extracardiac Stimulation	19	0.04%	65	0.14%
Other	12	0.03%	6	0.01%
<b>Total</b>	<b>100</b>	<b>0.22%</b>	<b>433</b>	<b>0.94%</b>
<b>Total Returned for Analysis</b>	<b>53</b>		<b>177</b>	

Malfunctions	Qty.	Rate
Conductor Fracture	5	0.01%
Clavicular Crush	1	<0.01%
In the Pocket	1	<0.01%
Intravascular	3	<0.01%
Insulation Breach	2	<0.01%
Lead-to-Can Contact	0	0.00%
Lead-to-Lead Contact	1	<0.01%
Clavicular Crush	0	0.00%
Externalized Conductors	0	0.00%
Other	1	<0.01%
Crimps, Welds & Bonds	0	0.00%
Other	1	<0.01%
Extrinsic Factors	194	0.42%
<b>Total</b>	<b>202</b>	<b>0.44%</b>



Year	1	2	3	4	5	6	at 79 months			
Survival Probability	99.58%	99.42%	99.26%	99.07%	98.90%	98.70%	98.58%			
± 1 standard error	0.03%	0.04%	0.04%	0.05%	0.06%	0.08%	0.11%			
Sample Size	41,950	35,170	28,750	21,320	14,340	7,270	470			

\*Optim™ lead insulation is a copolymer of silicone and polyurethane.

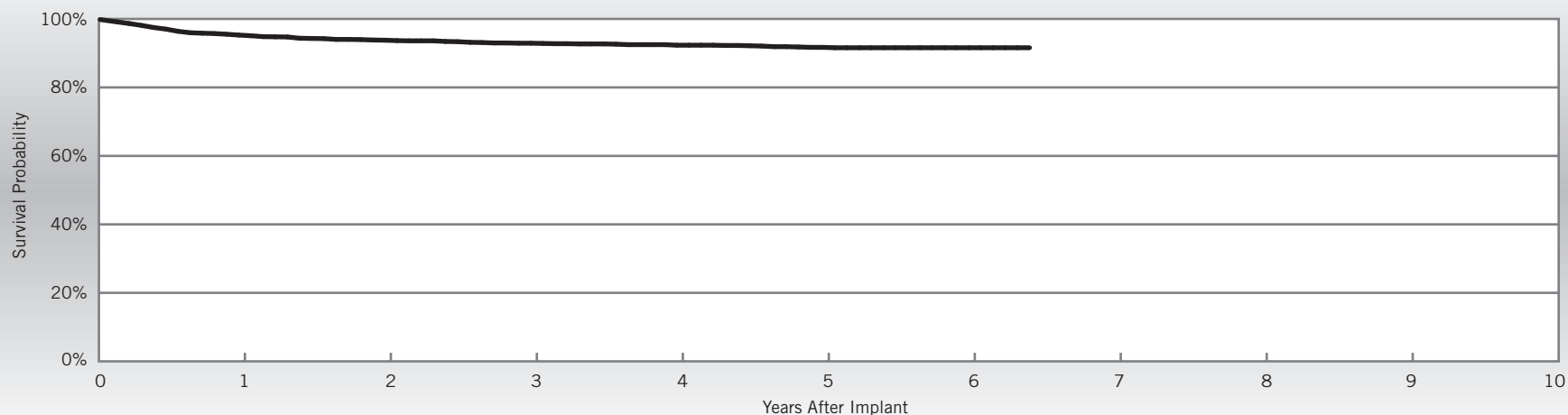
Actively Monitored Study Data

QuickFlex™ μ  
Model 1258T

US Regulatory Approval	May 2010
Number of Devices Enrolled in Study	2,358
Active Devices Enrolled in Study	1,104
Cumulative Months of Follow-up	97,596
Insulation	Optim™*
Type and/or Fixation	S-Curve
Polarity	Bipolar
Steroid	Yes

Qualifying Complications	Qty.	Rate
Abnormal Pacing Impedance	7	0.30%
Conductor Fracture	1	0.04%
Extracardiac Stimulation	57	2.42%
Failure to Capture	49	2.08%
Lead Dislodgement	48	2.04%

Malfunctions	Qty	Rate
Conductor Fracture	1	0.04%
Clavicular Crush	1	0.04%
In the Pocket	0	0.00%
Intravascular	0	0.00%
Insulation Breach	0	0.00%
Lead-to-Can Contact	0	0.00%
Lead-to-Lead Contact	0	0.00%
Clavicular Crush	0	0.00%
Externalized Conductors	0	0.00%
Other	0	0.00%
Crimps, Welds & Bonds	0	0.00%
Other	0	0.00%
Extrinsic Factors	33	1.40%
<b>Total</b>	<b>34</b>	<b>1.44%</b>



Year	1	2	3	4	5	6	at 77 months			
Survival Probability	95.29%	93.79%	92.91%	92.33%	91.70%	91.59%	91.59%			
± 1 standard error	0.44%	0.52%	0.57%	0.59%	0.64%	0.65%	0.65%			
Sample Size	2,140	1,750	1,480	1,290	1,010	500	50			

\*Optim™ lead insulation is a copolymer of silicone and polyurethane.

## Customer Reported Performance Data

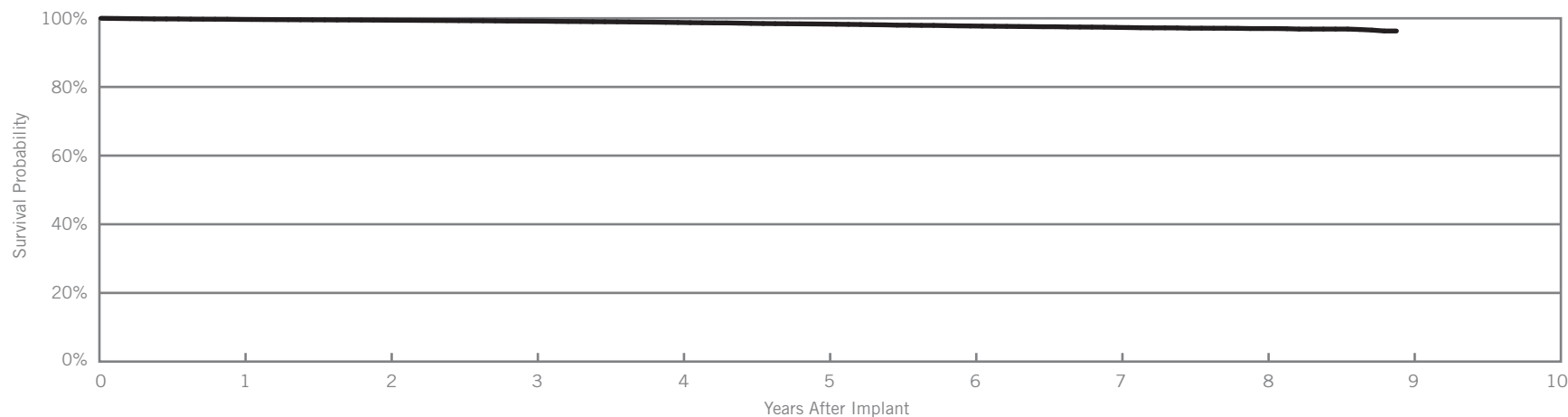
QuickFlex™

Model 1156T

US Regulatory Approval	July 2007
Registered US Implants	27,654
Estimated Active US Implants	12,577
Insulation	Polyurethane/Silicone
Type and/or Fixation	S-Curve
Polarity	Bipolar
Steroid	Yes
Number of US Advisories (see pg. 322)	One

	Acute Observations (Post Implant, ≤30 days)		Chronic Complications (>30 days)	
	Qty.	Rate	Qty.	Rate
Cardiac Perforation	0	0.00%	1	<0.01%
Conductor Fracture	0	0.00%	5	0.02%
Lead Dislodgement	11	0.04%	131	0.47%
Failure to Capture	4	0.01%	173	0.63%
Oversensing	0	0.00%	11	0.04%
Failure to Sense	0	0.00%	0	0.00%
Insulation Breach	0	0.00%	39	0.14%
Abnormal Pacing Impedance	0	0.00%	57	0.21%
Extracardiac Stimulation	13	0.05%	79	0.29%
Other	9	0.03%	5	0.02%
<b>Total</b>	<b>37</b>	<b>0.13%</b>	<b>501</b>	<b>1.81%</b>
<b>Total Returned for Analysis</b>	<b>14</b>		<b>151</b>	

Malfunctions	Qty.	Rate
Conductor Fracture	6	0.02%
Clavicular Crush	0	0.00%
In the Pocket	0	0.00%
Intravascular	6	0.02%
Insulation Breach	78	0.28%
Lead-to-Can Contact	0	0.00%
Lead-to-Lead Contact	2	<0.01%
Clavicular Crush	0	0.00%
Externalized Conductors	13	0.05%
Other	63	0.23%
Crimps, Welds & Bonds	0	0.00%
Other	0	0.00%
Extrinsic Factors	126	0.46%
<b>Total</b>	<b>210</b>	<b>0.76%</b>



Year	1	2	3	4	5	6	7	8	at 107 months
Survival Probability	99.67%	99.45%	99.17%	98.78%	98.32%	97.76%	97.34%	97.01%	96.30%
± 1 standard error	0.03%	0.05%	0.06%	0.08%	0.09%	0.11%	0.13%	0.16%	0.38%
Sample Size	25,360	21,700	19,240	17,260	15,450	12,920	9,060	4,680	280

Actively Monitored Study Data

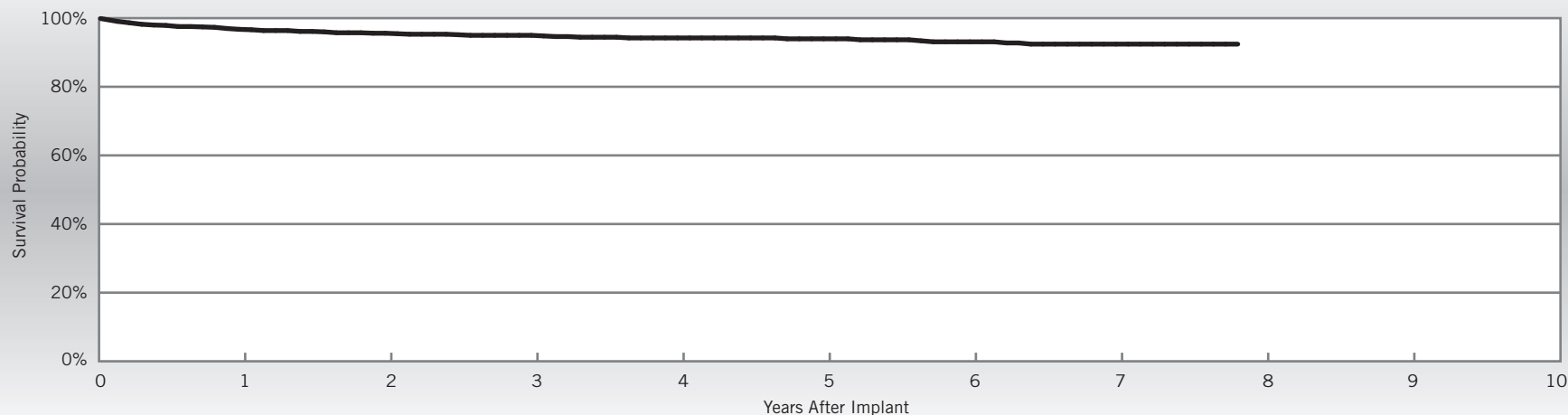
QuickFlex™

Model 1156T

US Regulatory Approval	July 2007
Number of Devices Enrolled in Study	982
Active Devices Enrolled in Study	303
Cumulative Months of Follow-up	44,413
Insulation	Polyurethane/Silicone
Type and/or Fixation	S-Curve
Polarity	Bipolar
Steroid	Yes

Qualifying Complications	Qty.	Rate
Abnormal Pacing Impedance	1	0.10%
Extracardiac Stimulation	16	1.63%
Failure to Capture	10	1.02%
Lead Dislodgement	26	2.65%

Malfunctions	Qty	Rate
Conductor Fracture	0	0.00%
Clavicular Crush	0	0.00%
In the Pocket	0	0.00%
Intravascular	0	0.00%
Insulation Breach	3	0.31%
Lead-to-Can Contact	0	0.00%
Lead-to-Lead Contact	0	0.00%
Clavicular Crush	0	0.00%
Externalized Conductors	0	0.00%
Other	3	0.31%
Crimps, Welds & Bonds	0	0.00%
Other	0	0.00%
Extrinsic Factors	17	1.73%
<b>Total</b>	<b>20</b>	<b>2.04%</b>



Year	1	2	3	4	5	6	7	at 94 months		
Survival Probability	96.74%	95.60%	94.99%	94.23%	93.97%	93.10%	92.43%	92.43%		
± 1 standard error	0.56%	0.69%	0.75%	0.84%	0.87%	1.00%	1.10%	1.10%		
Sample Size	900	750	610	470	380	320	230	50		

## Customer Reported Performance Data

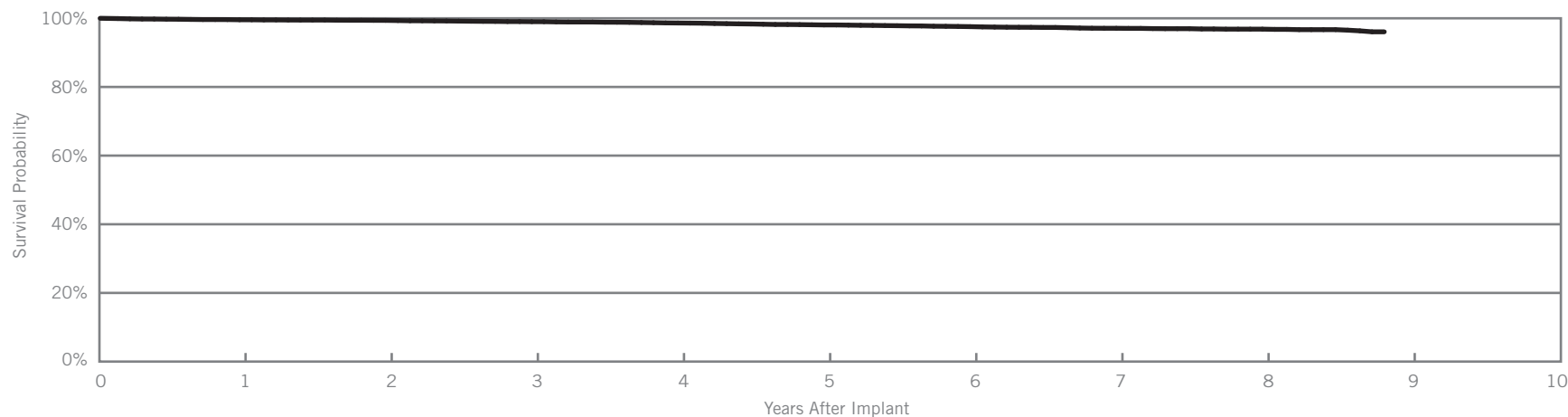
### QuickFlex™ XL

#### Model 1158T

US Regulatory Approval	July 2007
Registered US Implants	15,334
Estimated Active US Implants	7,126
Insulation	Polyurethane/Silicone
Type and/or Fixation	S-Curve
Polarity	Bipolar
Steroid	Yes
Number of US Advisories (see pg. 322)	One

	Acute Observations (Post Implant, ≤30 days)		Chronic Complications (>30 days)	
	Qty.	Rate	Qty.	Rate
Cardiac Perforation	0	0.00%	1	<0.01%
Conductor Fracture	0	0.00%	3	0.02%
Lead Dislodgement	9	0.06%	87	0.57%
Failure to Capture	2	0.01%	116	0.76%
Oversensing	0	0.00%	2	0.01%
Failure to Sense	0	0.00%	1	<0.01%
Insulation Breach	0	0.00%	32	0.21%
Abnormal Pacing Impedance	2	0.01%	20	0.13%
Extracardiac Stimulation	6	0.04%	31	0.20%
Other	6	0.04%	6	0.04%
<b>Total</b>	<b>25</b>	<b>0.16%</b>	<b>299</b>	<b>1.95%</b>
<b>Total Returned for Analysis</b>	<b>13</b>		<b>106</b>	

Malfunctions	Qty.	Rate
Conductor Fracture	5	0.03%
Clavicular Crush	0	0.00%
In the Pocket	1	<0.01%
Intravascular	4	0.03%
Insulation Breach	47	0.31%
Lead-to-Can Contact	0	0.00%
Lead-to-Lead Contact	2	0.01%
Clavicular Crush	0	0.00%
Externalized Conductors	7	0.05%
Other	38	0.25%
Crimps, Welds & Bonds	1	<0.01%
Other	0	0.00%
Extrinsic Factors	83	0.54%
<b>Total</b>	<b>136</b>	<b>0.89%</b>



Year	1	2	3	4	5	6	7	8	at 106 months
Survival Probability	99.57%	99.39%	99.02%	98.63%	98.06%	97.57%	97.09%	96.84%	96.06%
± 1 standard error	0.05%	0.07%	0.09%	0.11%	0.13%	0.16%	0.18%	0.21%	0.44%
Sample Size	14,070	12,090	10,780	9,680	8,640	7,080	4,820	2,550	280



Actively Monitored Study Data

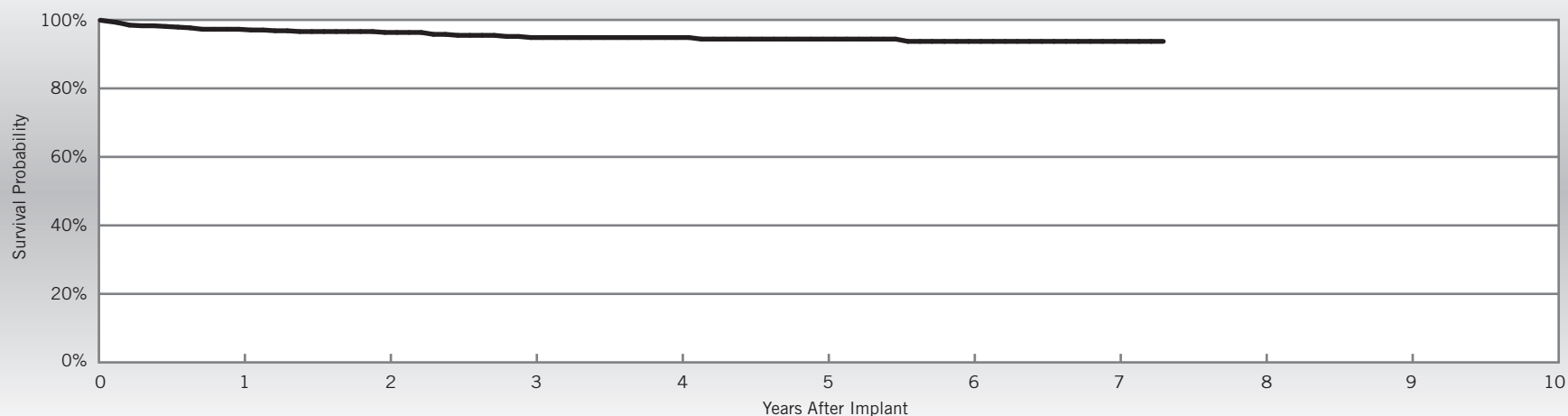
QuickFlex™ XL

Model 1158T

US Regulatory Approval	July 2007
Number of Devices Enrolled in Study	552
Active Devices Enrolled in Study	141
Cumulative Months of Follow-up	23,441
Insulation	Polyurethane/Silicone
Type and/or Fixation	S-Curve
Polarity	Bipolar
Steroid	Yes

Qualifying Complications	Qty.	Rate
Extracardiac Stimulation	9	1.63%
Failure to Capture	8	1.45%
Insulation Breach	1	0.18%
Lead Dislodgement	6	1.09%
Skin Erosion	1	0.18%

Malfunctions	Qty	Rate
Conductor Fracture	0	0.00%
Clavicular Crush	0	0.00%
In the Pocket	0	0.00%
Intravascular	0	0.00%
Insulation Breach	1	0.18%
Lead-to-Can Contact	0	0.00%
Lead-to-Lead Contact	0	0.00%
Clavicular Crush	0	0.00%
Externalized Conductors	1	0.18%
Other	0	0.00%
Crimps, Welds & Bonds	0	0.00%
Other	0	0.00%
Extrinsic Factors	7	1.27%
<b>Total</b>	<b>8</b>	<b>1.45%</b>



Year	1	2	3	4	5	6	7	at 88 months		
Survival Probability	97.27%	96.34%	94.85%	94.85%	94.40%	93.73%	93.73%	93.73%		
± 1 standard error	0.72%	0.81%	1.02%	1.07%	1.15%	1.33%	1.33%	1.33%		
Sample Size	500	410	330	250	190	150	100	50		

Customer Reported Performance Data

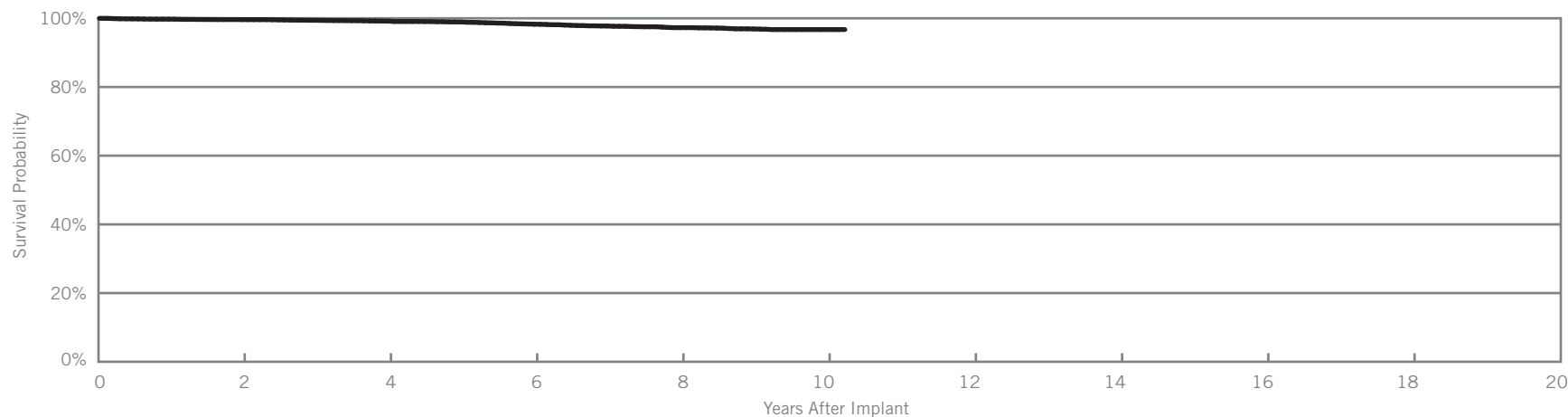
QuickSite™ XL

Model 1058T

US Regulatory Approval	February 2006
Registered US Implants	9,951
Estimated Active US Implants	3,708
Insulation	Polyurethane/Silicone
Type and/or Fixation	S-Curve
Polarity	Bipolar
Steroid	Yes
Number of US Advisories (see pg. 322)	One

	Acute Observations (Post Implant, ≤30 days)		Chronic Complications (>30 days)	
	Qty.	Rate	Qty.	Rate
Cardiac Perforation	0	0.00%	0	0.00%
Conductor Fracture	0	0.00%	4	0.04%
Lead Dislodgement	10	0.10%	29	0.29%
Failure to Capture	3	0.03%	77	0.77%
Oversensing	1	0.01%	2	0.02%
Failure to Sense	0	0.00%	2	0.02%
Insulation Breach	0	0.00%	31	0.31%
Abnormal Pacing Impedance	2	0.02%	19	0.19%
Extracardiac Stimulation	9	0.09%	23	0.23%
Other	1	0.01%	2	0.02%
<b>Total</b>	<b>26</b>	<b>0.26%</b>	<b>189</b>	<b>1.90%</b>
<b>Total Returned for Analysis</b>	<b>11</b>		<b>36</b>	

Malfunctions	Qty.	Rate
Conductor Fracture	2	0.02%
Clavicular Crush	0	0.00%
In the Pocket	0	0.00%
Intravascular	2	0.02%
Insulation Breach	22	0.22%
Lead-to-Can Contact	0	0.00%
Lead-to-Lead Contact	1	0.01%
Clavicular Crush	0	0.00%
Externalized Conductors	6	0.06%
Other	15	0.15%
Crimps, Welds & Bonds	0	0.00%
Other	1	0.01%
Extrinsic Factors	29	0.29%
<b>Total</b>	<b>54</b>	<b>0.54%</b>



Year	2	4	6	8	10	at 123 months			
Survival Probability	99.61%	99.18%	98.27%	97.27%	96.72%	96.72%			
± 1 standard error	0.07%	0.11%	0.17%	0.23%	0.27%	0.27%			
Sample Size	7,850	6,060	4,850	3,790	1,550	310			

Actively Monitored Study Data

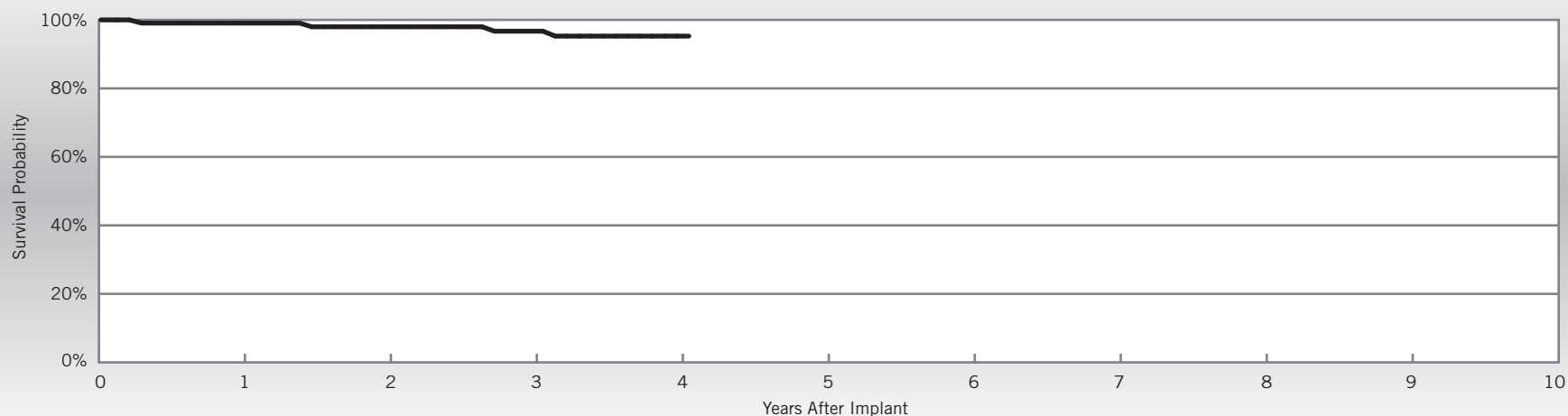
QuickSite™ XL

Model 1058T

US Regulatory Approval	February 2006
Number of Devices Enrolled in Study	110
Active Devices Enrolled in Study	28
Cumulative Months of Follow-up	5,280
Insulation	Polyurethane/Silicone
Type and/or Fixation	S-Curve
Polarity	Bipolar
Steroid	Yes

Qualifying Complications	Qty.	Rate
Failure to Capture	4	3.64%

Malfunctions	Qty	Rate
Conductor Fracture	0	0.00%
Clavicular Crush	0	0.00%
In the Pocket	0	0.00%
Intravascular	0	0.00%
Insulation Breach	0	0.00%
Lead-to-Can Contact	0	0.00%
Lead-to-Lead Contact	0	0.00%
Clavicular Crush	0	0.00%
Externalized Conductors	0	0.00%
Other	0	0.00%
Crimps, Welds & Bonds	0	0.00%
Other	0	0.00%
Extrinsic Factors	0	0.00%
<b>Total</b>	<b>0</b>	<b>0.00%</b>



Year	1	2	3	4	at 49 months					
Survival Probability	99.07%	97.99%	96.71%	95.27%	95.27%					
± 1 standard error	0.93%	1.41%	1.89%	2.34%	2.34%					
Sample Size	100	90	80	60	50					

## Customer Reported Performance Data

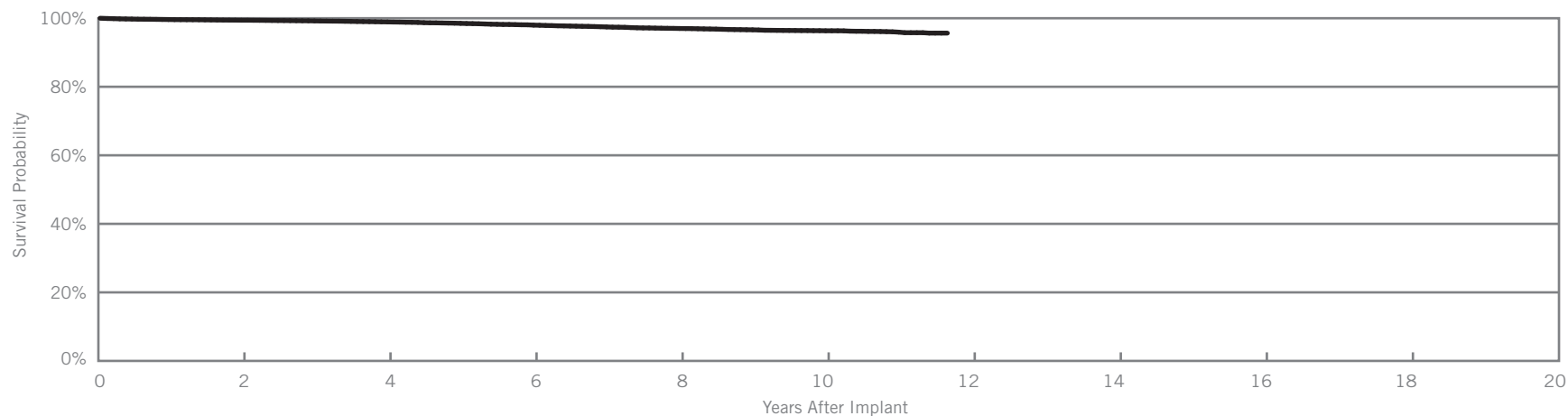
QuickSite™

Model 1056T

US Regulatory Approval	April 2005
Registered US Implants	32,327
Estimated Active US Implants	10,808
Insulation	Polyurethane/Silicone
Type and/or Fixation	S-Curve
Polarity	Bipolar
Steroid	Yes
Number of US Advisories (see pg. 322)	One

	Acute Observations (Post Implant, ≤30 days)		Chronic Complications (>30 days)	
	Qty.	Rate	Qty.	Rate
Cardiac Perforation	0	0.00%	0	0.00%
Conductor Fracture	0	0.00%	9	0.03%
Lead Dislodgement	31	0.10%	163	0.50%
Failure to Capture	15	0.05%	263	0.81%
Oversensing	2	<0.01%	19	0.06%
Failure to Sense	0	0.00%	1	<0.01%
Insulation Breach	1	<0.01%	103	0.32%
Abnormal Pacing Impedance	3	<0.01%	53	0.16%
Extracardiac Stimulation	22	0.07%	100	0.31%
Other	9	0.03%	20	0.06%
<b>Total</b>	<b>83</b>	<b>0.26%</b>	<b>731</b>	<b>2.26%</b>
<b>Total Returned for Analysis</b>	<b>27</b>		<b>190</b>	

Malfunctions	Qty.	Rate
Conductor Fracture	6	0.02%
Clavicular Crush	0	0.00%
In the Pocket	2	<0.01%
Intravascular	4	0.01%
Insulation Breach	86	0.27%
Lead-to-Can Contact	1	<0.01%
Lead-to-Lead Contact	11	0.03%
Clavicular Crush	0	0.00%
Externalized Conductors	31	0.10%
Other	43	0.13%
Crimps, Welds & Bonds	0	0.00%
Other	1	<0.01%
Extrinsic Factors	155	0.48%
<b>Total</b>	<b>248</b>	<b>0.77%</b>



Year	2	4	6	8	10	at 140 months			
Survival Probability	99.42%	98.93%	97.99%	97.01%	96.34%	95.66%			
± 1 standard error	0.04%	0.07%	0.10%	0.13%	0.15%	0.25%			
Sample Size	25,580	19,690	15,200	11,830	7,140	240			

Actively Monitored Study Data

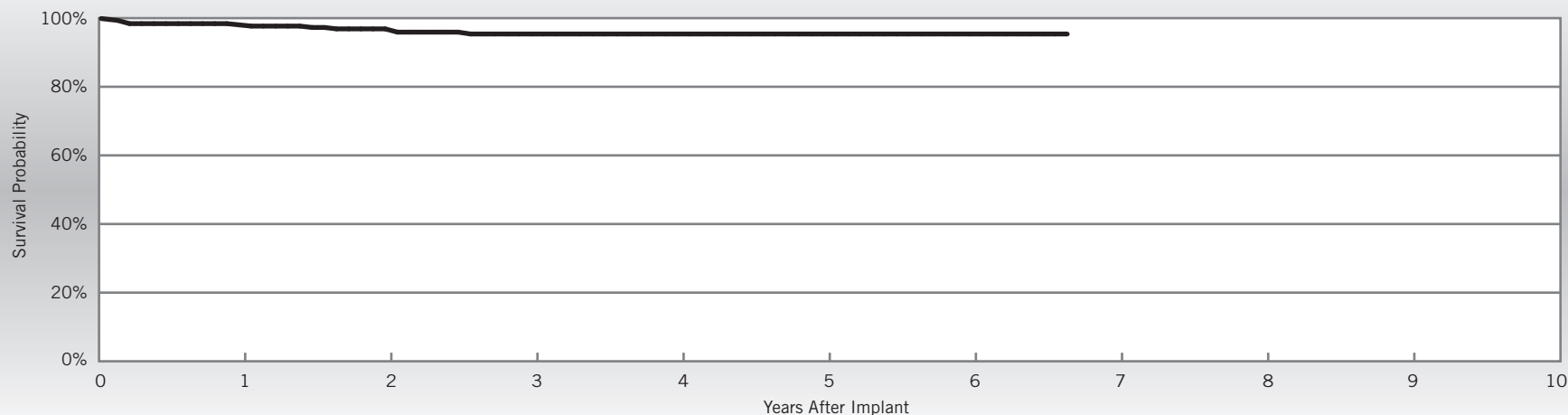
QuickSite™

Model 1056T

US Regulatory Approval	April 2005
Number of Devices Enrolled in Study	321
Active Devices Enrolled in Study	78
Cumulative Months of Follow-up	13,640
Insulation	Polyurethane/Silicone
Type and/or Fixation	S-Curve
Polarity	Bipolar
Steroid	Yes

Qualifying Complications	Qty.	Rate
Abnormal Pacing Impedance	1	0.31%
Extracardiac Stimulation	2	0.62%
Failure to Capture	4	1.25%
Lead Dislodgement	5	1.56%

Malfunctions	Qty	Rate
Conductor Fracture	0	0.00%
Clavicular Crush	0	0.00%
In the Pocket	0	0.00%
Intravascular	0	0.00%
Insulation Breach	1	0.31%
Lead-to-Can Contact	0	0.00%
Lead-to-Lead Contact	0	0.00%
Clavicular Crush	0	0.00%
Externalized Conductors	0	0.00%
Other	1	0.31%
Crimps, Welds & Bonds	0	0.00%
Other	0	0.00%
Extrinsic Factors	4	1.25%
<b>Total</b>	<b>5</b>	<b>1.56%</b>



Year	1	2	3	4	5	6	at 80 months			
Survival Probability	98.04%	96.87%	95.38%	95.38%	95.38%	95.38%	95.38%			
± 1 standard error	0.71%	1.03%	1.33%	1.33%	1.33%	1.33%	1.33%			
Sample Size	300	240	180	140	110	80	50			

Customer Reported Performance Data

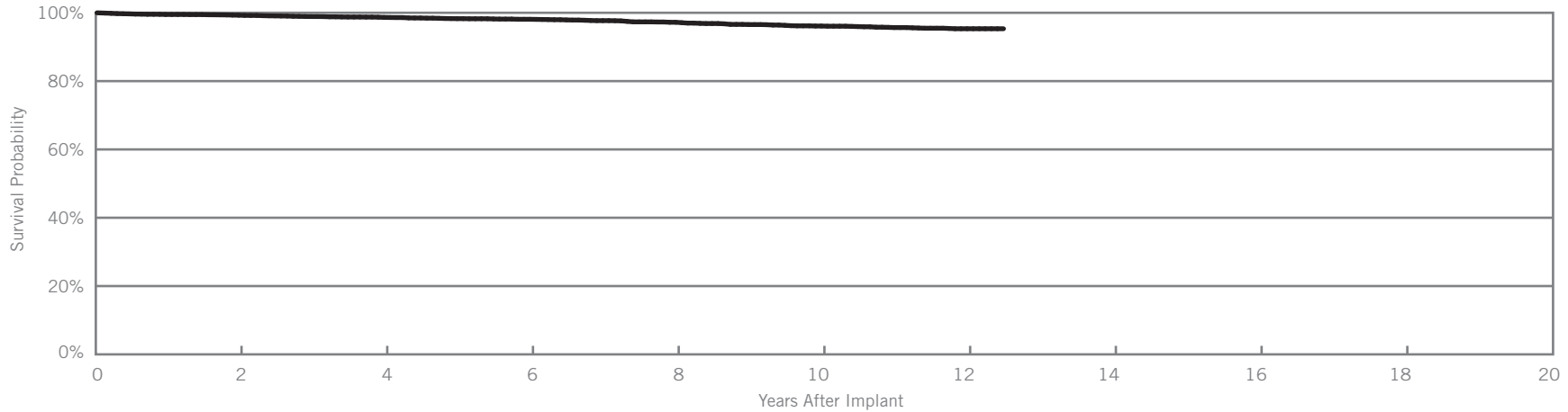
QuickSite™

Model 1056K

US Regulatory Approval	June 2004
Registered US Implants	7,872
Estimated Active US Implants	2,030
Insulation	Polyurethane/Silicone
Type and/or Fixation	S-Curve
Polarity	Unipolar
Steroid	Yes
Number of US Advisories	None

	Acute Observations (Post Implant, ≤30 days)		Chronic Complications (>30 days)	
	Qty.	Rate	Qty.	Rate
Cardiac Perforation	0	0.00%	0	0.00%
Conductor Fracture	0	0.00%	5	0.06%
Lead Dislodgement	10	0.13%	36	0.46%
Failure to Capture	3	0.04%	73	0.93%
Oversensing	0	0.00%	1	0.01%
Failure to Sense	0	0.00%	0	0.00%
Insulation Breach	0	0.00%	5	0.06%
Abnormal Pacing Impedance	0	0.00%	7	0.09%
Extracardiac Stimulation	10	0.13%	32	0.41%
Other	2	0.03%	10	0.13%
<b>Total</b>	<b>25</b>	<b>0.32%</b>	<b>169</b>	<b>2.15%</b>
<b>Total Returned for Analysis</b>	<b>13</b>		<b>48</b>	

Malfunctions	Qty.	Rate
Conductor Fracture	3	0.04%
Clavicular Crush	0	0.00%
In the Pocket	0	0.00%
Intravascular	3	0.04%
Insulation Breach	2	0.03%
Lead-to-Can Contact	1	0.01%
Lead-to-Lead Contact	1	0.01%
Clavicular Crush	0	0.00%
Externalized Conductors	0	0.00%
Other	0	0.00%
Crimps, Welds & Bonds	0	0.00%
Other	0	0.00%
Extrinsic Factors	51	0.65%
<b>Total</b>	<b>56</b>	<b>0.71%</b>



Year	2	4	6	8	10	12	at 150 months		
Survival Probability	99.29%	98.65%	98.10%	97.22%	96.12%	95.33%	95.33%		
± 1 standard error	0.10%	0.15%	0.19%	0.26%	0.34%	0.40%	0.40%		
Sample Size	6,220	4,660	3,430	2,610	2,000	1,220	260		



### Survival Summary

Models	Family	Survival Probability									
		1 year	2 year	3 year	4 year	5 year	6 year	7 year	8 year	9 year	10 year
1458QL	Quartet™*										
14567Q	QuickFlex™ μ*										
1458Q	Quartet™	99.46%	99.23%	99.10%	98.97%	98.81%					
1258T	QuickFlex™ μ	99.58%	99.42%	99.26%	99.07%	98.90%	98.70%				
1156T	QuickFlex™	99.67%	99.45%	99.17%	98.78%	98.32%	97.76%	97.34%	97.01%		
1158T	QuickFlex™ XL	99.57%	99.39%	99.02%	98.63%	98.06%	97.57%	97.09%	96.84%		
1058T	QuickSite™ XL	99.75%	99.61%	99.41%	99.18%	98.92%	98.27%	97.75%	97.27%	96.89%	96.72%
1056T	QuickSite™	99.62%	99.42%	99.22%	98.93%	98.51%	97.99%	97.46%	97.01%	96.62%	96.34%
1056K	QuickSite™	99.50%	99.29%	98.90%	98.65%	98.28%	98.10%	97.70%	97.22%	96.55%	96.12%

\*No survival probability is stated at one year due to the device not meeting the required minimum sample size of 200 U.S. implants with 12 consecutive months of data. Please refer to the individual graphs for data up to one year.



## Left-Heart Leads

### Acute Observation Summary

#### Post Implant ≤30 Days

Models	US Regulatory Approval	Registered US Implants	Estimated Active US Implants	Cardiac Perforation		Conductor Fracture		Lead Dislodgement		Failure to Capture		Oversensing		Failure to Sense		Insulation Breach		Abnormal Pacing Impedance		Extracardiac Stimulation		Other		Total		Total Returned for Analysis
				Qty.	Rate	Qty.	Rate	Qty.	Rate	Qty.	Rate	Qty.	Rate	Qty.	Rate	Qty.	Rate	Qty.	Rate	Qty.	Rate	Qty.	Rate	Qty.	Rate	
1458QL	Oct-15	1,835	1,746	0	0.00%	0	0.00%	5	0.27%	2	0.11%	0	0.00%	0	0.00%	0	0.00%	1	0.05%	3	0.16%	2	0.11%	13	0.71%	3
1456Q	Oct-15	1,220	1,160	1	0.08%	1	0.08%	2	0.16%	0	0.00%	0	0.00%	0	0.00%	0	0.00%	0	0.00%	1	0.08%	3	0.25%	8	0.66%	1
1458Q	Nov-11	105,691	81,309	3	<0.01%	0	0.00%	137	0.13%	59	0.06%	2	<0.01%	0	0.00%	1	<0.01%	4	<0.01%	72	0.07%	71	0.07%	349	0.33%	127
1258T	May-10	45,899	28,530	0	0.00%	0	0.00%	46	0.10%	17	0.04%	0	0.00%	1	<0.01%	0	0.00%	5	0.01%	19	0.04%	12	0.03%	100	0.22%	53
1156T	Jul-07	27,654	12,577	0	0.00%	0	0.00%	11	0.04%	4	0.01%	0	0.00%	0	0.00%	0	0.00%	0	0.00%	13	0.05%	9	0.03%	37	0.13%	14
1158T	Jul-07	15,334	7,126	0	0.00%	0	0.00%	9	0.06%	2	0.01%	0	0.00%	0	0.00%	0	0.00%	2	0.01%	6	0.04%	6	0.04%	25	0.16%	13
1058T	Feb-06	9,951	3,708	0	0.00%	0	0.00%	10	0.10%	3	0.03%	1	0.01%	0	0.00%	0	0.00%	2	0.02%	9	0.09%	1	0.01%	26	0.26%	11
1056T	Apr-05	32,327	10,808	0	0.00%	0	0.00%	31	0.10%	15	0.05%	2	<0.01%	0	0.00%	1	<0.01%	3	<0.01%	22	0.07%	9	0.03%	83	0.26%	27
1056K	Jun-04	7,872	2,030	0	0.00%	0	0.00%	10	0.13%	3	0.04%	0	0.00%	0	0.00%	0	0.00%	0	0.00%	10	0.13%	2	0.03%	25	0.32%	13

### Chronic Complication Summary

#### >30 Days

Models	US Regulatory Approval	Registered US Implants	Estimated Active US Implants	Cardiac Perforation		Conductor Fracture		Lead Dislodgement		Failure to Capture		Oversensing		Failure to Sense		Insulation Breach		Abnormal Pacing Impedance		Extracardiac Stimulation		Other		Total		Total Returned for Analysis
				Qty.	Rate	Qty.	Rate	Qty.	Rate	Qty.	Rate	Qty.	Rate	Qty.	Rate	Qty.	Rate	Qty.	Rate	Qty.	Rate	Qty.	Rate	Qty.	Rate	
1458QL	Oct-15	1,835	1,746	0	0.00%	0	0.00%	2	0.11%	1	0.05%	0	0.00%	0	0.00%	0	0.00%	0	0.00%	3	0.16%	0	0.00%	6	0.33%	1
1456Q	Oct-15	1,220	1,160	0	0.00%	0	0.00%	3	0.25%	0	0.00%	0	0.00%	0	0.00%	0	0.00%	0	0.00%	1	0.08%	1	0.08%	5	0.41%	1
1458Q	Nov-11	105,691	81,309	2	<0.01%	7	<0.01%	532	0.50%	188	0.18%	6	<0.01%	0	0.00%	2	<0.01%	31	0.03%	106	0.10%	24	0.02%	898	0.85%	368
1258T	May-10	45,899	28,530	1	<0.01%	17	0.04%	169	0.37%	126	0.27%	9	0.02%	2	<0.01%	5	0.01%	33	0.07%	65	0.14%	6	0.01%	433	0.94%	177
1156T	Jul-07	27,654	12,577	1	<0.01%	5	0.02%	131	0.47%	173	0.63%	11	0.04%	0	0.00%	39	0.14%	57	0.21%	79	0.29%	5	0.02%	501	1.81%	151
1158T	Jul-07	15,334	7,126	1	<0.01%	3	0.02%	87	0.57%	116	0.76%	2	0.01%	1	<0.01%	32	0.21%	20	0.13%	31	0.20%	6	0.04%	299	1.95%	106
1058T	Feb-06	9,951	3,708	0	0.00%	4	0.04%	29	0.29%	77	0.77%	2	0.02%	2	0.02%	31	0.31%	19	0.19%	23	0.23%	2	0.02%	189	1.90%	36
1056T	Apr-05	32,327	10,808	0	0.00%	9	0.03%	163	0.50%	263	0.81%	19	0.06%	1	<0.01%	103	0.32%	53	0.16%	100	0.31%	20	0.06%	731	2.26%	190
1056K	Jun-04	7,872	2,030	0	0.00%	5	0.06%	36	0.46%	73	0.93%	1	0.01%	0	0.00%	5	0.06%	7	0.09%	32	0.41%	10	0.13%	169	2.15%	48

Definitions of observations and complications can be found on [pages 8-9](#).

## Left-Heart Leads

### U.S. Malfunction Summary

Models	Registered US Implants	Percent Returned for Analysis	Conductor Fracture								Insulation Breach										Crimps, Welds & Bonds		Other		Extrinsic Factors		Total					
			Clavicular Crush		In the Pocket		Intravascular		Total Conductor Fracture		Lead-to-Can Contact		Lead-to-Lead Contact		Clavicular Crush		Externalized Conductors		Other										Total Insulation Breach			
			Qty.	Rate	Qty.	Rate	Qty.	Rate	Qty.	Rate	Qty.	Rate	Qty.	Rate	Qty.	Rate	Qty.	Rate	Qty.	Rate	Qty.	Rate	Qty.	Rate	Qty.	Rate	Qty.	Rate	Qty.	Rate		
1458QL	1,835	3.20%	0	0.00%	0	0.00%	0	0.00%	0	0.00%	0	0.00%	0	0.00%	0	0.00%	0	0.00%	0	0.00%	0	0.00%	0	0.00%	0	0.00%	0	0.00%	1	0.05%	1	0.05%
1456Q	1,220	5.20%	0	0.00%	0	0.00%	0	0.00%	0	0.00%	0	0.00%	0	0.00%	0	0.00%	0	0.00%	0	0.00%	0	0.00%	0	0.00%	0	0.00%	1	0.08%	1	0.08%		
1458Q	105,691	5.30%	0	0.00%	1	<0.01%	2	<0.01%	3	<0.01%	0	0.00%	0	0.00%	0	0.00%	0	0.00%	1	<0.01%	1	<0.01%	0	0.00%	7	<0.01%	359	0.34%	370	0.35%		
1258T	45,899	9.50%	1	<0.01%	1	<0.01%	3	<0.01%	5	0.01%	0	0.00%	1	<0.01%	0	0.00%	0	0.00%	1	<0.01%	2	<0.01%	0	0.00%	1	<0.01%	194	0.42%	202	0.44%		
1156T	27,654	8.40%	0	0.00%	0	0.00%	6	0.02%	6	0.02%	0	0.00%	2	<0.01%	0	0.00%	13	0.05%	63	0.23%	78	0.28%	0	0.00%	0	0.00%	126	0.46%	210	0.76%		
1158T	15,334	9.40%	0	0.00%	1	<0.01%	4	0.03%	5	0.03%	0	0.00%	2	0.01%	0	0.00%	7	0.05%	38	0.25%	47	0.31%	1	<0.01%	0	0.00%	83	0.54%	136	0.89%		
1058T	9,951	9.40%	0	0.00%	0	0.00%	2	0.02%	2	0.02%	0	0.00%	1	0.01%	0	0.00%	6	0.06%	15	0.15%	22	0.22%	0	0.00%	1	0.01%	29	0.29%	54	0.54%		
1056T	32,327	9.20%	0	0.00%	2	<0.01%	4	0.01%	6	0.02%	1	<0.01%	11	0.03%	0	0.00%	31	0.10%	43	0.13%	86	0.27%	0	0.00%	1	<0.01%	155	0.48%	248	0.77%		
1056K	7,872	15.10%	0	0.00%	0	0.00%	3	0.04%	3	0.04%	1	0.01%	1	0.01%	0	0.00%	0	0.00%	0	0.00%	2	0.03%	0	0.00%	0	0.00%	51	0.65%	56	0.71%		

### Worldwide Malfunction Summary

Models	Worldwide Sales	Percent Returned for Analysis	Conductor Fracture								Insulation Breach										Crimps, Welds & Bonds		Other		Extrinsic Factors		Total					
			Clavicular Crush		In the Pocket		Intravascular		Total Conductor Fracture		Lead-to-Can Contact		Lead-to-Lead Contact		Clavicular Crush		Externalized Conductors		Other										Total Insulation Breach			
			Qty.	Rate	Qty.	Rate	Qty.	Rate	Qty.	Rate	Qty.	Rate	Qty.	Rate	Qty.	Rate	Qty.	Rate	Qty.	Rate	Qty.	Rate	Qty.	Rate	Qty.	Rate	Qty.	Rate	Qty.	Rate		
1458QL	3,256	1.6%	0	0.00%	0	0.00%	0	0.00%	0	0.00%	0	0.00%	0	0.00%	0	0.00%	0	0.00%	0	0.00%	0	0.00%	0	0.00%	0	0.00%	0	0.00%	1	0.03%	1	0.03%
1456Q	2,811	2.2%	0	0.00%	0	0.00%	0	0.00%	0	0.00%	0	0.00%	0	0.00%	0	0.00%	0	0.00%	0	0.00%	0	0.00%	0	0.00%	0	0.00%	2	0.07%	2	0.07%		
1458Q	215,530	3.1%	6	<0.01%	6	<0.01%	4	<0.01%	16	0.01%	1	<0.01%	1	<0.01%	1	<0.01%	0	0.00%	1	<0.01%	4	<0.01%	0	0.00%	11	0.01%	572	0.27%	603	0.28%		
1258T	153,775	3.6%	8	0.01%	17	0.01%	13	0.01%	38	0.02%	1	<0.01%	2	<0.01%	1	<0.01%	0	0.00%	2	<0.01%	6	<0.01%	0	0.00%	5	<0.01%	342	0.22%	391	0.25%		

Definitions of malfunction categories can be found on pages 10-11.

## Left-Heart Leads

### Actively Monitored Study Data Summary

#### Qualifying Complications

Models	Number of Devices Enrolled	Active Devices Enrolled	Cumulative Months of Follow-Up	Abnormal Pacing Impedance		Cardiac Perforation		Conductor Fracture		Extracardiac Stimulation		Failure to Capture		Failure to Sense		Insulation Breach		Lead Dislodgement		Oversensing		Pericardial Effusion		Skin Erosion		Total			
				Qty.	Rate	Qty.	Rate	Qty.	Rate	Qty.	Rate	Qty.	Rate	Qty.	Rate	Qty.	Rate	Qty.	Rate	Qty.	Rate	Qty.	Rate	Qty.	Rate	Qty.	Rate	Qty.	Rate
1458Q	2,077	1,216	66,544	1	0.05%	0	0.00%	0	0.00%	4	0.19%	3	0.14%	0	0.00%	0	0.00%	33	1.59%	0	0.00%	0	0.00%	0	0.00%	0	0.00%	41	1.97%
1258T	2,358	1,104	97,596	7	0.30%	0	0.00%	1	0.04%	57	2.42%	49	2.08%	0	0.00%	0	0.00%	48	2.04%	0	0.00%	0	0.00%	0	0.00%	0	0.00%	162	6.87%
1156T	982	303	44,413	1	0.10%	0	0.00%	0	0.00%	16	1.63%	10	1.02%	0	0.00%	0	0.00%	26	2.65%	0	0.00%	0	0.00%	0	0.00%	0	0.00%	53	5.40%
1158T	552	141	23,441	0	0.00%	0	0.00%	0	0.00%	9	1.63%	8	1.45%	0	0.00%	1	0.18%	6	1.09%	0	0.00%	0	0.00%	1	0.18%	25	4.53%		
1058T	110	28	5,280	0	0.00%	0	0.00%	0	0.00%	0	0.00%	4	3.64%	0	0.00%	0	0.00%	0	0.00%	0	0.00%	0	0.00%	0	0.00%	4	3.64%		
1056T	321	78	13,640	1	0.31%	0	0.00%	0	0.00%	2	0.62%	4	1.25%	0	0.00%	0	0.00%	5	1.56%	0	0.00%	0	0.00%	0	0.00%	12	3.74%		

#### Malfunctions

Models	Registered US Implants	Percent Returned for Analysis	Conductor Fracture								Insulation Breach								Crimps, Welds & Bonds		Other		Extrinsic Factors		Total							
			Clavicular Crush		In the Pocket		Intravascular		Total Conductor Fracture		Lead-to-Can Contact		Lead-to-Lead Contact		Clavicular Crush		Externalized Conductors										Other		Total Insulation Breach			
			Qty.	Rate	Qty.	Rate	Qty.	Rate	Qty.	Rate	Qty.	Rate	Qty.	Rate	Qty.	Rate	Qty.	Rate	Qty.	Rate	Qty.	Rate	Qty.	Rate	Qty.	Rate	Qty.	Rate	Qty.	Rate		
1458Q	2,077	4.20%	0	0.00%	0	0.00%	0	0.00%	0	0.00%	0	0.00%	0	0.00%	0	0.00%	0	0.00%	0	0.00%	0	0.00%	0	0.00%	0	0.00%	0	0.00%	20	0.96%	20	0.96%
1258T	2,358	5.20%	1	0.04%	0	0.00%	0	0.00%	1	0.04%	0	0.00%	0	0.00%	0	0.00%	0	0.00%	0	0.00%	0	0.00%	0	0.00%	0	0.00%	0	0.00%	33	1.40%	34	1.44%
1156T	982	7.90%	0	0.00%	0	0.00%	0	0.00%	0	0.00%	0	0.00%	0	0.00%	0	0.00%	0	0.00%	3	0.31%	3	0.31%	0	0.00%	0	0.00%	0	0.00%	17	1.73%	20	2.04%
1158T	552	4.50%	0	0.00%	0	0.00%	0	0.00%	0	0.00%	0	0.00%	0	0.00%	0	0.00%	1	0.18%	0	0.00%	1	0.18%	0	0.00%	0	0.00%	0	0.00%	7	1.27%	8	1.45%
1058T	110	4.50%	0	0.00%	0	0.00%	0	0.00%	0	0.00%	0	0.00%	0	0.00%	0	0.00%	0	0.00%	0	0.00%	0	0.00%	0	0.00%	0	0.00%	0	0.00%	0	0.00%	0	0.00%
1056T	321	6.50%	0	0.00%	0	0.00%	0	0.00%	0	0.00%	0	0.00%	0	0.00%	0	0.00%	0	0.00%	1	0.31%	1	0.31%	0	0.00%	0	0.00%	0	0.00%	4	1.25%	5	1.56%

A list of complications can be found on [page 15](#).

Definitions of malfunction categories can be found on [pages 10-11](#).

# IMPLANTABLE CARDIOVERTER DEFIBRILLATOR (ICD) DEVICES

Dual-Chamber

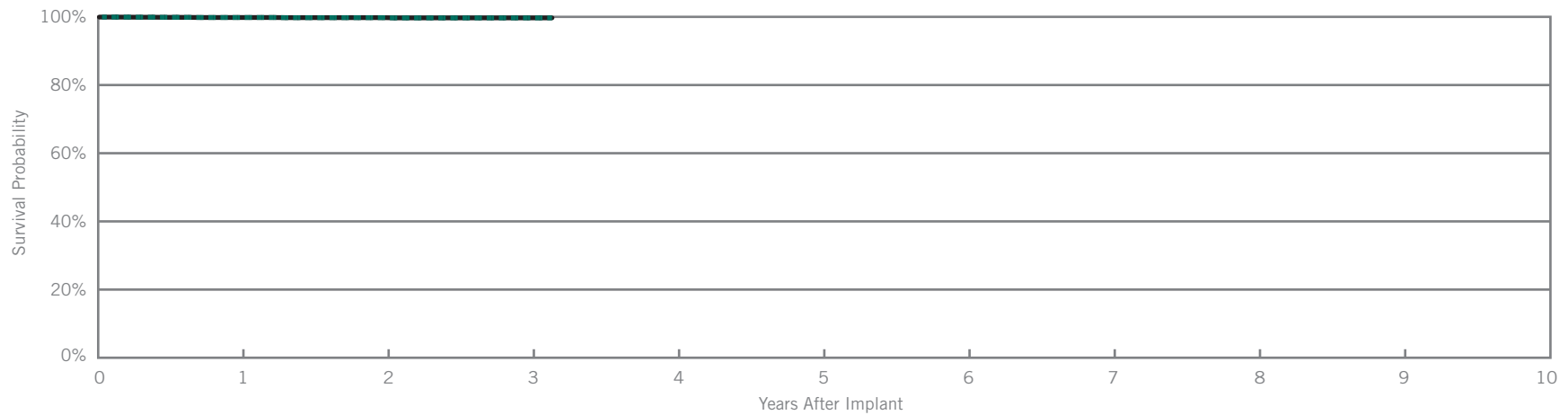
Ellipse™ DR

Model CD2411-36Q\*

US Regulatory Approval	June 2013
Registered US Implants	11,100
Estimated Active US Implants	9,142
Estimated Longevity	(see table on page 120)
Normal Battery Depletion	0
Max. Delivered Energy	36 joules
Number of US Advisories (see pg. 310)	One

Customer Reported Performance Data

	Malfunctions w/ Compromised Therapy		Malfunctions w/o Compromised Therapy	
	Qty	Rate	Qty	Rate
Electrical Component	0	0.00%	2	0.02%
Electrical Interconnect	1	<0.01%	0	0.00%
Battery	0	0.00%	0	0.00%
High Voltage Capacitor	0	0.00%	1	<0.01%
Software/Firmware	1	<0.01%	0	0.00%
Mechanical	1	<0.01%	0	0.00%
Possible Early Battery Depletion	0	0.00%	0	0.00%
Other	2	0.02%	2	0.02%
<b>Total</b>	<b>5</b>	<b>0.05%</b>	<b>5</b>	<b>0.05%</b>



Including Normal Battery Depletion

Year	1	2	3	at 38 months					
Survival Probability	99.81%	99.77%	99.70%	99.70%					
± 1 standard error	0.04%	0.05%	0.07%	0.07%					
Sample Size	8,810	4,710	1,620	250					

Excluding Normal Battery Depletion

Year	1	2	3	at 38 months					
Survival Probability	99.81%	99.77%	99.70%	99.70%					
± 1 standard error	0.04%	0.05%	0.07%	0.07%					

\*DF4-LLHH connector type.

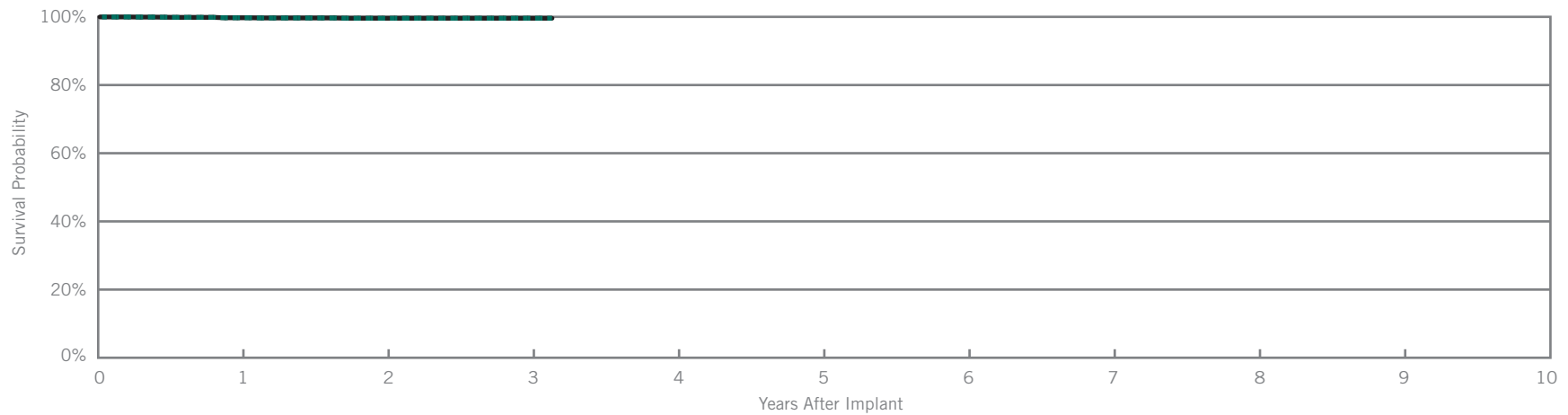
Ellipse™ DR

Model CD2411-36C\*

Customer Reported Performance Data

US Regulatory Approval	June 2013
Registered US Implants	6,552
Estimated Active US Implants	5,381
Estimated Longevity	(see table on page 120)
Normal Battery Depletion	0
Max. Delivered Energy	36 joules
Number of US Advisories (see pg. 310)	One

	Malfunctions w/ Compromised Therapy		Malfunctions w/o Compromised Therapy	
	Qty	Rate	Qty	Rate
Electrical Component	2	0.03%	1	0.02%
Electrical Interconnect	0	0.00%	0	0.00%
Battery	0	0.00%	0	0.00%
High Voltage Capacitor	4	0.06%	1	0.02%
Software/Firmware	0	0.00%	0	0.00%
Mechanical	0	0.00%	0	0.00%
Possible Early Battery Depletion	0	0.00%	0	0.00%
Other	0	0.00%	0	0.00%
<b>Total</b>	<b>6</b>	<b>0.09%</b>	<b>2</b>	<b>0.03%</b>



Including Normal Battery Depletion

Year	1	2	3	at 38 months					
Survival Probability	99.73%	99.59%	99.59%	99.59%					
± 1 standard error	0.08%	0.10%	0.10%	0.10%					
Sample Size	5,180	2,870	1,110	220					

Excluding Normal Battery Depletion

Year	1	2	3	at 38 months					
Survival Probability	99.73%	99.59%	99.59%	99.59%					
± 1 standard error	0.08%	0.10%	0.10%	0.10%					

\*Parylene coating.

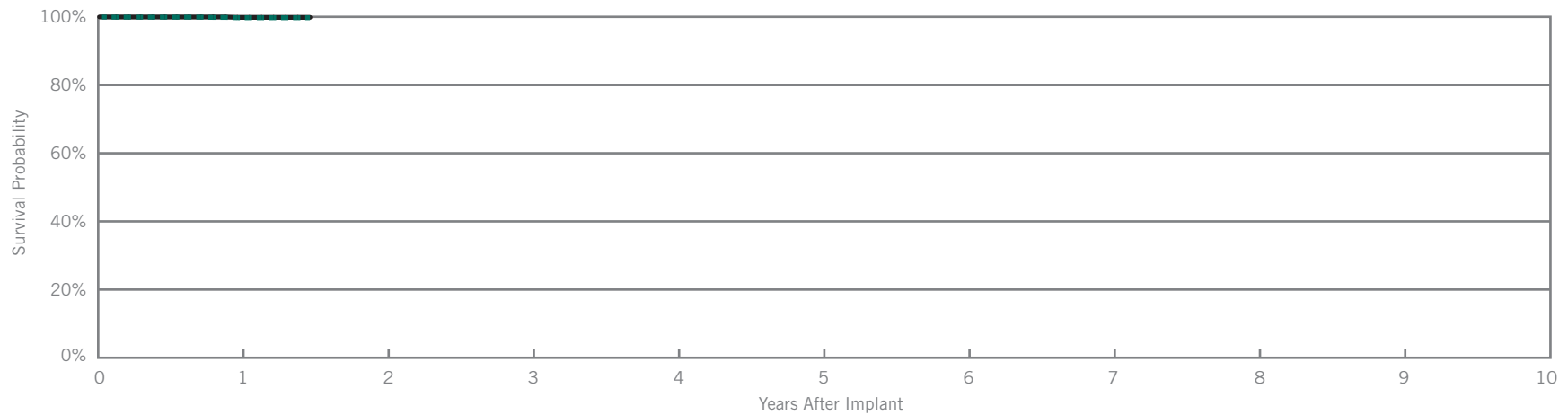
Fortify Assura™ DR

Model CD2357-40Q\* (Non-Advisory Population)

US Regulatory Approval	June 2013
Registered US Implants	8,274
Estimated Active US Implants	7,584
Estimated Longevity	(see table on page 120)
Normal Battery Depletion	2
Max. Delivered Energy	40 joules
Number of US Advisories	None for this population

Customer Reported Performance Data

	Malfunctions w/ Compromised Therapy		Malfunctions w/o Compromised Therapy	
	Qty	Rate	Qty	Rate
Electrical Component	0	0.00%	1	0.01%
Electrical Interconnect	0	0.00%	0	0.00%
Battery	0	0.00%	0	0.00%
High Voltage Capacitor	1	0.01%	0	0.00%
Software/Firmware	0	0.00%	0	0.00%
Mechanical	0	0.00%	1	0.01%
Possible Early Battery Depletion	0	0.00%	0	0.00%
Other	0	0.00%	0	0.00%
<b>Total</b>	<b>1</b>	<b>0.01%</b>	<b>2</b>	<b>0.02%</b>



Including Normal Battery Depletion

Year	1	at 18 months							
Survival Probability	99.74%	99.74%							
± 1 standard error	0.06%	0.09%							
Sample Size	5,030	210							

Excluding Normal Battery Depletion

Year	1	at 18 months							
Survival Probability	99.85%	99.85%							
± 1 standard error	0.03%	0.08%							

\*DF4-LLHH connector type.

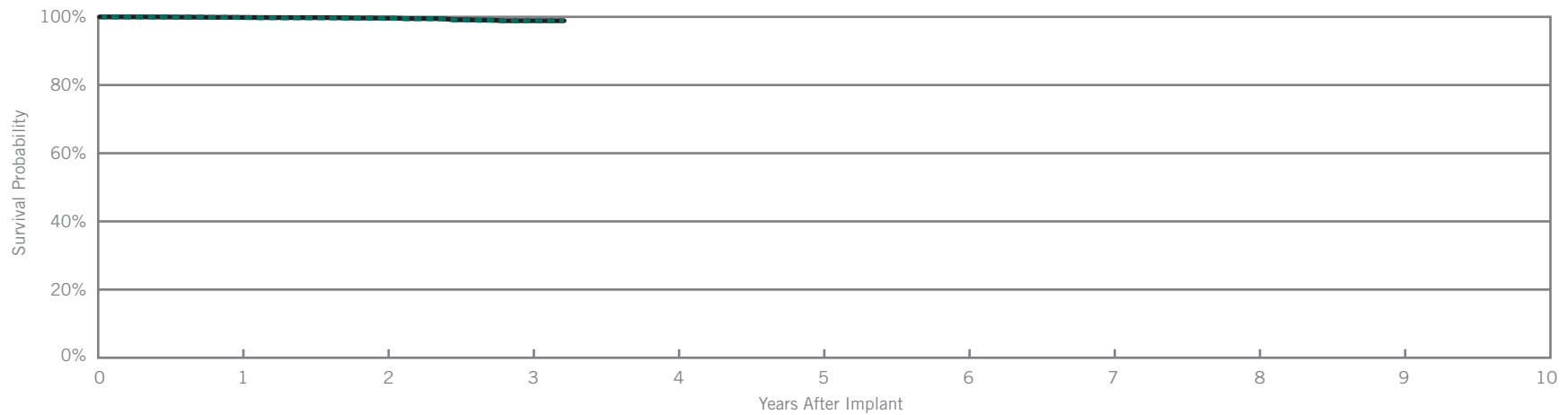
Fortify Assura™ DR

Model CD2357-40Q\* (Advisory Population)

US Regulatory Approval	June 2013
Registered US Implants	12,245
Estimated Active US Implants	9,428
Estimated Longevity	(see table on page 120)
Normal Battery Depletion	2
Max. Delivered Energy	40 joules
Number of US Advisories (see pg. 309)	One

Customer Reported Performance Data

	Malfunctions w/ Compromised Therapy		Malfunctions w/o Compromised Therapy	
	Qty	Rate	Qty	Rate
Electrical Component	3	0.02%	3	0.02%
Electrical Interconnect	1	<0.01%	0	0.00%
Battery	0	0.00%	0	0.00%
High Voltage Capacitor	0	0.00%	0	0.00%
Software/Firmware	0	0.00%	0	0.00%
Mechanical	0	0.00%	1	<0.01%
Possible Early Battery Depletion	10	0.08%	4	0.03%
Other	0	0.00%	2	0.02%
<b>Total</b>	<b>14</b>	<b>0.11%</b>	<b>10</b>	<b>0.08%</b>



Including Normal Battery Depletion

Year	1	2	3	at 39 months					
Survival Probability	99.81%	99.56%	98.82%	98.82%					
± 1 standard error	0.04%	0.07%	0.20%	0.20%					
Sample Size	11,270	7,760	2,880	220					

Excluding Normal Battery Depletion

Year	1	2	3	at 39 months					
Survival Probability	99.84%	99.61%	98.87%	98.87%					
± 1 standard error	0.04%	0.06%	0.20%	0.20%					

\*DF4-LLHH connector type.



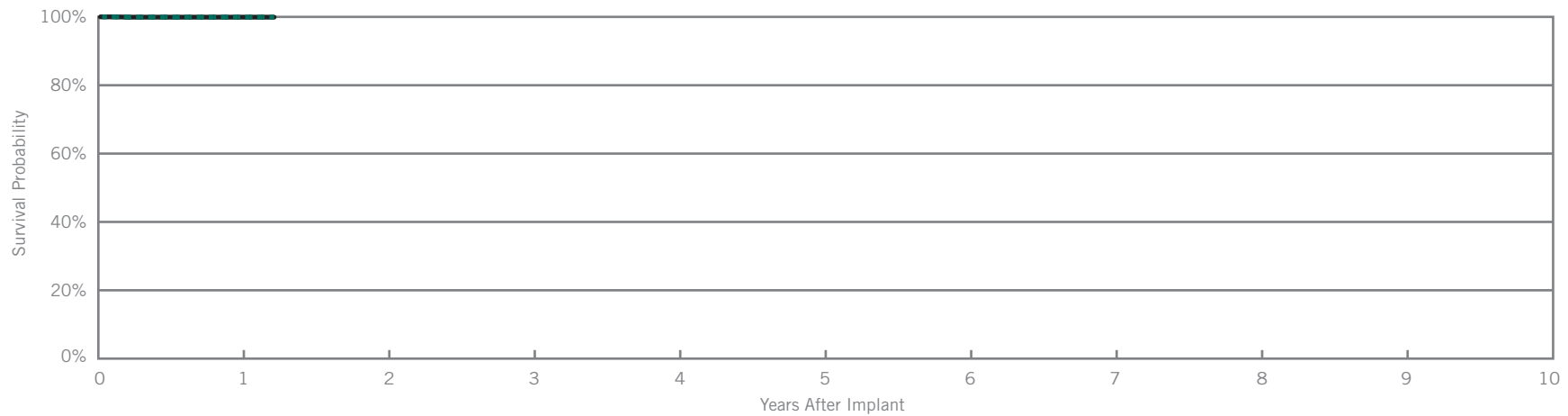
Fortify Assura™ DR

Model CD2357-40C\* (Non-Advisory Population)

US Regulatory Approval	June 2013
Registered US Implants	3,530
Estimated Active US Implants	3,281
Estimated Longevity	(see table on page 120)
Normal Battery Depletion	0
Max. Delivered Energy	40 joules
Number of US Advisories	None for this population

Customer Reported Performance Data

	Malfunctions w/ Compromised Therapy		Malfunctions w/o Compromised Therapy	
	Qty	Rate	Qty	Rate
Electrical Component	0	0.00%	0	0.00%
Electrical Interconnect	0	0.00%	0	0.00%
Battery	0	0.00%	0	0.00%
High Voltage Capacitor	0	0.00%	0	0.00%
Software/Firmware	0	0.00%	0	0.00%
Mechanical	0	0.00%	1	0.03%
Possible Early Battery Depletion	0	0.00%	0	0.00%
Other	0	0.00%	0	0.00%
<b>Total</b>	<b>0</b>	<b>0.00%</b>	<b>1</b>	<b>0.03%</b>



Including Normal Battery Depletion

Year	1	at 15 months							
Survival Probability	99.92%	99.92%							
± 1 standard error	0.06%	0.06%							
Sample Size	1,980	200							

Excluding Normal Battery Depletion

Year	1	at 15 months							
Survival Probability	99.92%	99.92%							
± 1 standard error	0.06%	0.06%							

\*Parylene coating.

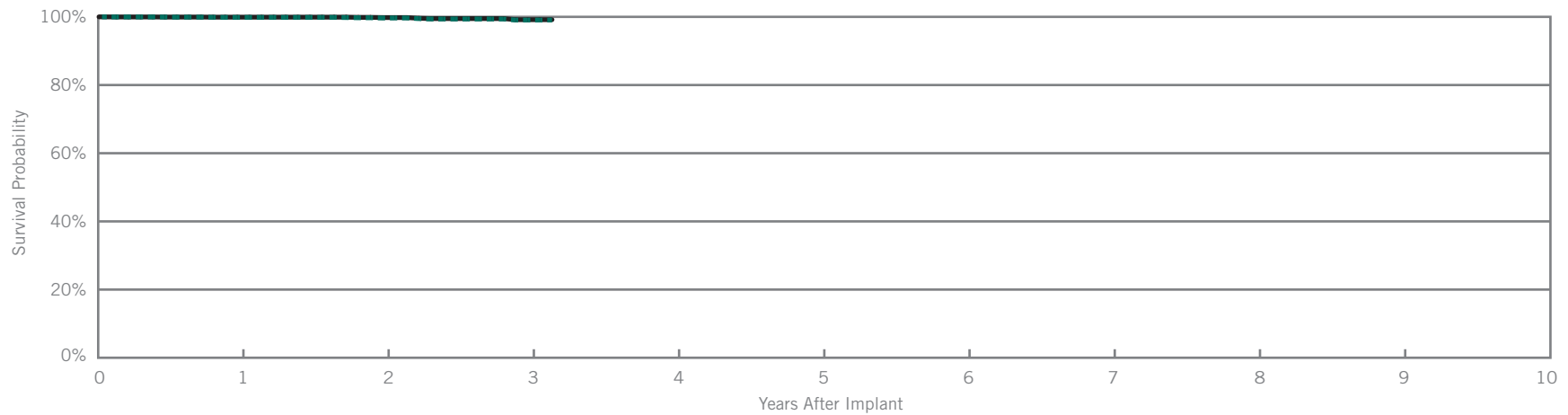
Fortify Assura™ DR

Model CD2357-40C\* (Advisory Population)

US Regulatory Approval	June 2013
Registered US Implants	6,945
Estimated Active US Implants	5,305
Estimated Longevity	(see table on page 120)
Normal Battery Depletion	3
Max. Delivered Energy	40 joules
Number of US Advisories (see pg. 309)	One

Customer Reported Performance Data

	Malfunctions w/ Compromised Therapy		Malfunctions w/o Compromised Therapy	
	Qty	Rate	Qty	Rate
Electrical Component	3	0.04%	0	0.00%
Electrical Interconnect	0	0.00%	1	0.01%
Battery	0	0.00%	0	0.00%
High Voltage Capacitor	0	0.00%	0	0.00%
Software/Firmware	0	0.00%	0	0.00%
Mechanical	0	0.00%	0	0.00%
Possible Early Battery Depletion	4	0.06%	1	0.01%
Other	0	0.00%	0	0.00%
<b>Total</b>	<b>7</b>	<b>0.10%</b>	<b>2</b>	<b>0.03%</b>



Including Normal Battery Depletion

Year	1	2	3	at 38 months					
Survival Probability	99.84%	99.67%	99.06%	99.06%					
± 1 standard error	0.05%	0.07%	0.26%	0.26%					
Sample Size	6,290	4,350	1,730	290					

Excluding Normal Battery Depletion

Year	1	2	3	at 38 months					
Survival Probability	99.91%	99.79%	99.17%	99.17%					
± 1 standard error	0.04%	0.05%	0.26%	0.26%					

\*Parylene coating.

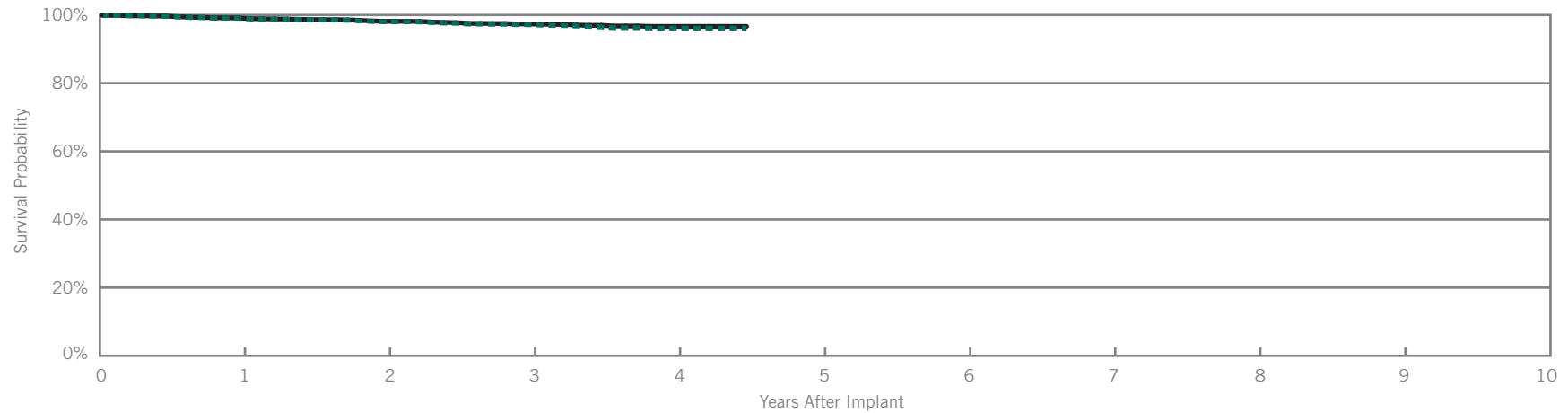
Ellipse™ DR

Model CD2311-36Q\*

US Regulatory Approval	May 2012
Registered US Implants	5,898
Estimated Active US Implants	3,907
Estimated Longevity	(see table on page 120)
Normal Battery Depletion	7
Max. Delivered Energy	36 joules
Number of US Advisories (see pg. 310)	One

Customer Reported Performance Data

	Malfunctions w/ Compromised Therapy		Malfunctions w/o Compromised Therapy	
	Qty	Rate	Qty	Rate
Electrical Component	3	0.05%	3	0.05%
Electrical Interconnect	0	0.00%	0	0.00%
Battery	0	0.00%	0	0.00%
High Voltage Capacitor	43	0.73%	5	0.08%
Software/Firmware	1	0.02%	0	0.00%
Mechanical	2	0.03%	3	0.05%
Possible Early Battery Depletion	0	0.00%	0	0.00%
Other	1	0.02%	2	0.03%
<b>Total</b>	<b>50</b>	<b>0.85%</b>	<b>13</b>	<b>0.22%</b>



Including Normal Battery Depletion

Year	1	2	3	4	at 54 months				
Survival Probability	99.04%	98.00%	97.15%	96.16%	96.16%				
± 1 standard error	0.13%	0.19%	0.24%	0.30%	0.30%				
Sample Size	5,520	4,870	4,100	2,370	220				

Excluding Normal Battery Depletion

Year	1	2	3	4	at 54 months				
Survival Probability	99.13%	98.15%	97.37%	96.65%	96.65%				
± 1 standard error	0.12%	0.18%	0.23%	0.28%	0.28%				

\*DF4-LLHH connector type.

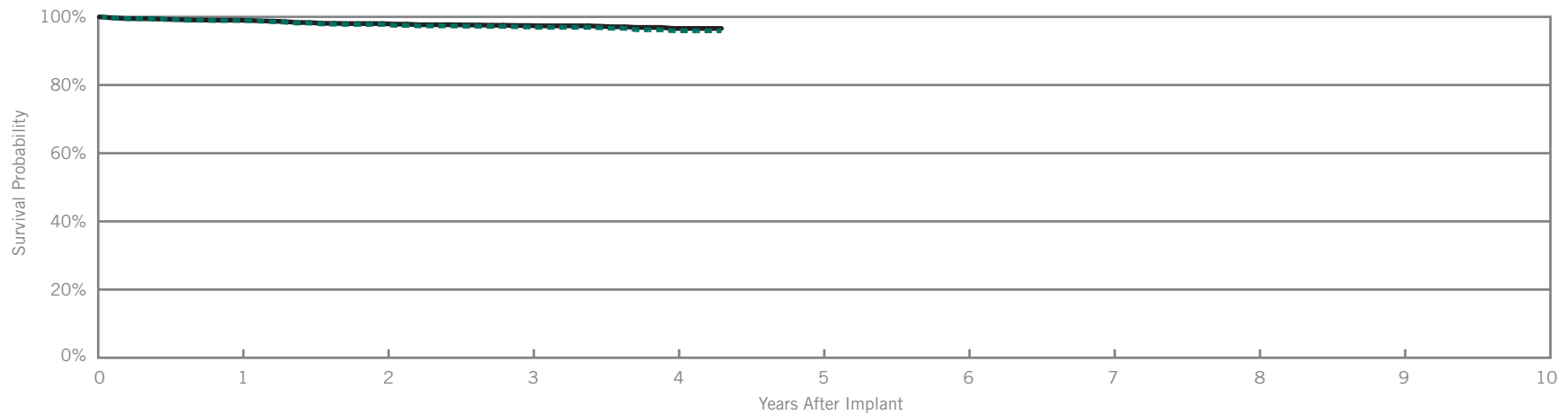
Ellipse™ DR

Model CD2311-36

US Regulatory Approval	May 2012
Registered US Implants	3,745
Estimated Active US Implants	2,459
Estimated Longevity	(see table on page 120)
Normal Battery Depletion	6
Max. Delivered Energy	36 joules
Number of US Advisories (see pg. 310)	One

Customer Reported Performance Data

	Malfunctions w/ Compromised Therapy		Malfunctions w/o Compromised Therapy	
	Qty	Rate	Qty	Rate
Electrical Component	4	0.11%	2	0.05%
Electrical Interconnect	0	0.00%	0	0.00%
Battery	0	0.00%	0	0.00%
High Voltage Capacitor	20	0.53%	4	0.11%
Software/Firmware	0	0.00%	0	0.00%
Mechanical	4	0.11%	3	0.08%
Possible Early Battery Depletion	0	0.00%	0	0.00%
Other	3	0.08%	0	0.00%
<b>Total</b>	<b>31</b>	<b>0.83%</b>	<b>9</b>	<b>0.24%</b>



Including Normal Battery Depletion

Year	1	2	3	4	at 52 months				
Survival Probability	98.94%	97.78%	97.02%	95.91%	95.91%				
± 1 standard error	0.17%	0.25%	0.30%	0.39%	0.44%				
Sample Size	3,520	3,100	2,560	1,400	280				

Excluding Normal Battery Depletion

Year	1	2	3	4	at 52 months				
Survival Probability	99.02%	98.02%	97.45%	96.60%	96.60%				
± 1 standard error	0.16%	0.24%	0.28%	0.34%	0.40%				

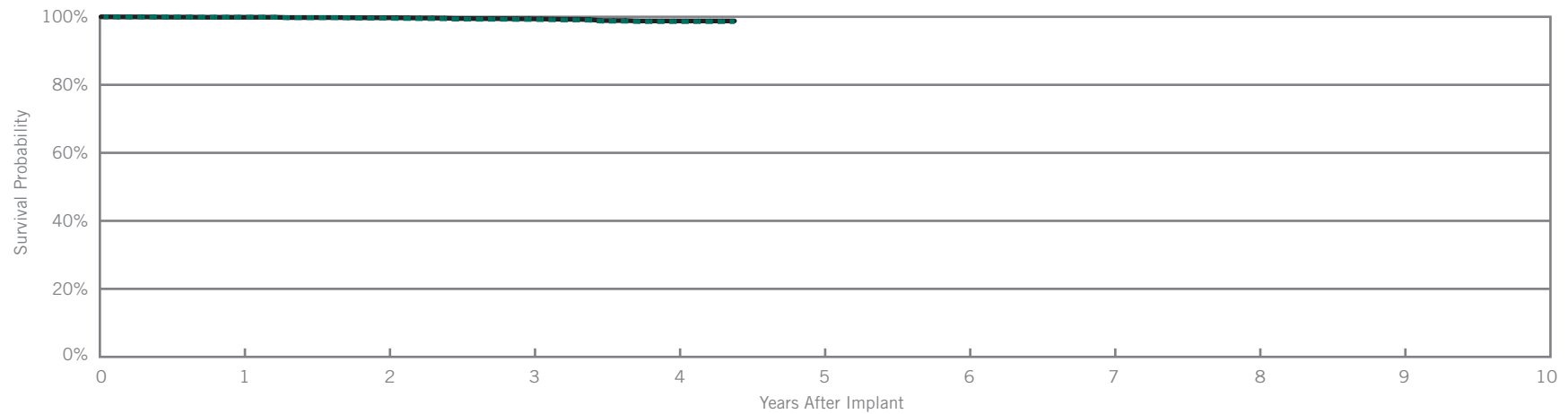
Fortify Assura™ DR

Model CD2257-40Q\* (Advisory Population)

US Regulatory Approval	May 2012
Registered US Implants	6,792
Estimated Active US Implants	4,491
Estimated Longevity	(see table on page 120)
Normal Battery Depletion	4
Max. Delivered Energy	40 joules
Number of US Advisories (see pg. 309)	One

Customer Reported Performance Data

	Malfunctions w/ Compromised Therapy		Malfunctions w/o Compromised Therapy	
	Qty	Rate	Qty	Rate
Electrical Component	5	0.07%	1	0.01%
Electrical Interconnect	0	0.00%	0	0.00%
Battery	0	0.00%	0	0.00%
High Voltage Capacitor	0	0.00%	0	0.00%
Software/Firmware	0	0.00%	1	0.01%
Mechanical	0	0.00%	1	0.01%
Possible Early Battery Depletion	8	0.12%	4	0.06%
Other	3	0.04%	0	0.00%
<b>Total</b>	<b>16</b>	<b>0.24%</b>	<b>7</b>	<b>0.10%</b>



Including Normal Battery Depletion

Year	1	2	3	4	at 53 months				
Survival Probability	99.87%	99.63%	99.23%	98.60%	98.60%				
± 1 standard error	0.04%	0.08%	0.12%	0.19%	0.19%				
Sample Size	6,380	5,660	4,770	2,480	230				

Excluding Normal Battery Depletion

Year	1	2	3	4	at 53 months				
Survival Probability	99.87%	99.72%	99.41%	98.78%	98.78%				
± 1 standard error	0.04%	0.07%	0.10%	0.19%	0.19%				

\*DF4-LLHH connector type.

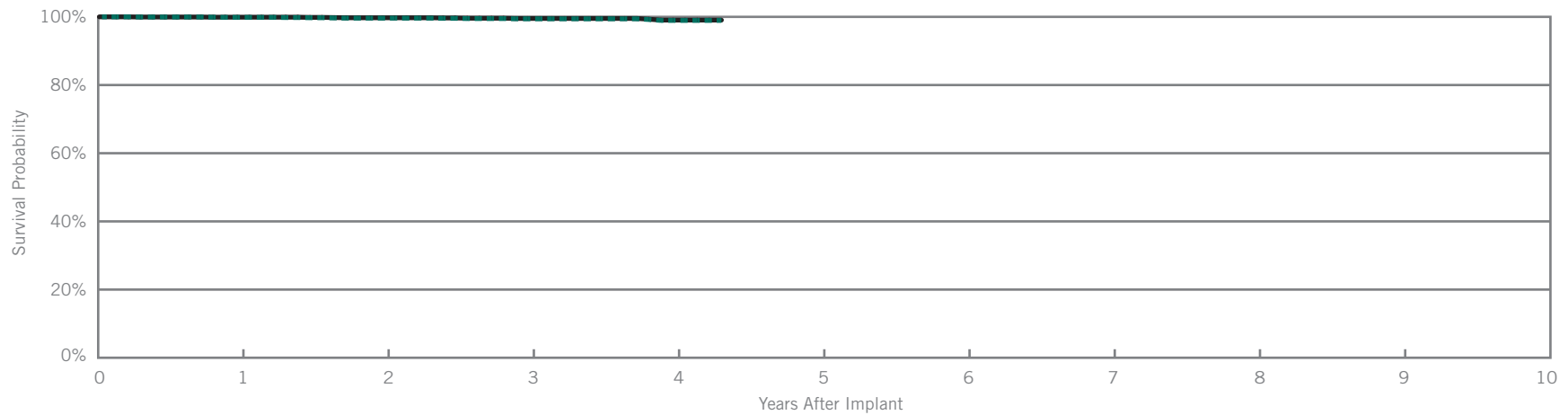
Fortify Assura™ DR

Model CD2257-40 (Advisory Population)

US Regulatory Approval	May 2012
Registered US Implants	4,225
Estimated Active US Implants	2,787
Estimated Longevity	(see table on page 120)
Normal Battery Depletion	2
Max. Delivered Energy	40 joules
Number of US Advisories (see pg. 309)	One

Customer Reported Performance Data

	Malfunctions w/ Compromised Therapy		Malfunctions w/o Compromised Therapy	
	Qty	Rate	Qty	Rate
Electrical Component	1	0.02%	0	0.00%
Electrical Interconnect	0	0.00%	0	0.00%
Battery	0	0.00%	0	0.00%
High Voltage Capacitor	1	0.02%	0	0.00%
Software/Firmware	0	0.00%	1	0.02%
Mechanical	0	0.00%	0	0.00%
Possible Early Battery Depletion	4	0.09%	2	0.05%
Other	0	0.00%	1	0.02%
<b>Total</b>	<b>6</b>	<b>0.14%</b>	<b>4</b>	<b>0.09%</b>



Including Normal Battery Depletion

Year	1	2	3	4	at 52 months				
Survival Probability	99.85%	99.62%	99.42%	98.95%	98.95%				
± 1 standard error	0.06%	0.10%	0.13%	0.27%	0.27%				
Sample Size	3,990	3,550	2,970	1,560	220				

Excluding Normal Battery Depletion

Year	1	2	3	4	at 52 months				
Survival Probability	99.90%	99.73%	99.53%	99.05%	99.05%				
± 1 standard error	0.05%	0.09%	0.12%	0.27%	0.27%				

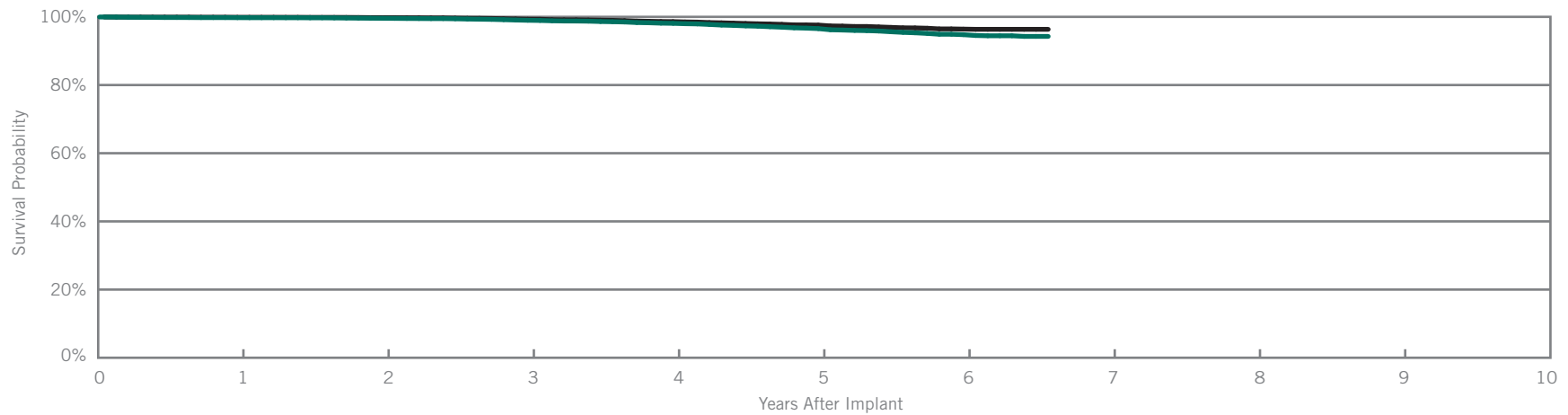
Fortify™ DR

Model CD2231-40Q\* (Advisory Population)

US Regulatory Approval	May 2010
Registered US Implants	26,832
Estimated Active US Implants	14,396
Estimated Longevity	(see table on page 120)
Normal Battery Depletion	89
Max. Delivered Energy	40 joules
Number of US Advisories (see pg. 309)	One

Customer Reported Performance Data

	Malfunctions w/ Compromised Therapy		Malfunctions w/o Compromised Therapy	
	Qty	Rate	Qty	Rate
Electrical Component	6	0.02%	7	0.03%
Electrical Interconnect	2	<0.01%	2	<0.01%
Battery	19	0.07%	13	0.05%
High Voltage Capacitor	4	0.01%	1	<0.01%
Software/Firmware	1	<0.01%	0	0.00%
Mechanical	0	0.00%	0	0.00%
Possible Early Battery Depletion	100	0.37%	34	0.13%
Other	10	0.04%	4	0.01%
<b>Total</b>	<b>142</b>	<b>0.53%</b>	<b>61</b>	<b>0.23%</b>



Including Normal Battery Depletion

Year	1	2	3	4	5	6	at 79 months		
Survival Probability	99.76%	99.57%	98.99%	98.10%	96.55%	94.77%	94.27%		
± 1 standard error	0.03%	0.04%	0.07%	0.10%	0.14%	0.21%	0.27%		
Sample Size	25,120	22,150	19,830	17,460	13,170	6,780	380		

Excluding Normal Battery Depletion

Year	1	2	3	4	5	6	at 79 months		
Survival Probability	99.87%	99.76%	99.30%	98.60%	97.58%	96.40%	96.34%		
± 1 standard error	0.02%	0.03%	0.05%	0.08%	0.12%	0.17%	0.18%		

\*DF4-LLHH connector type.

Actively Monitored Study Data

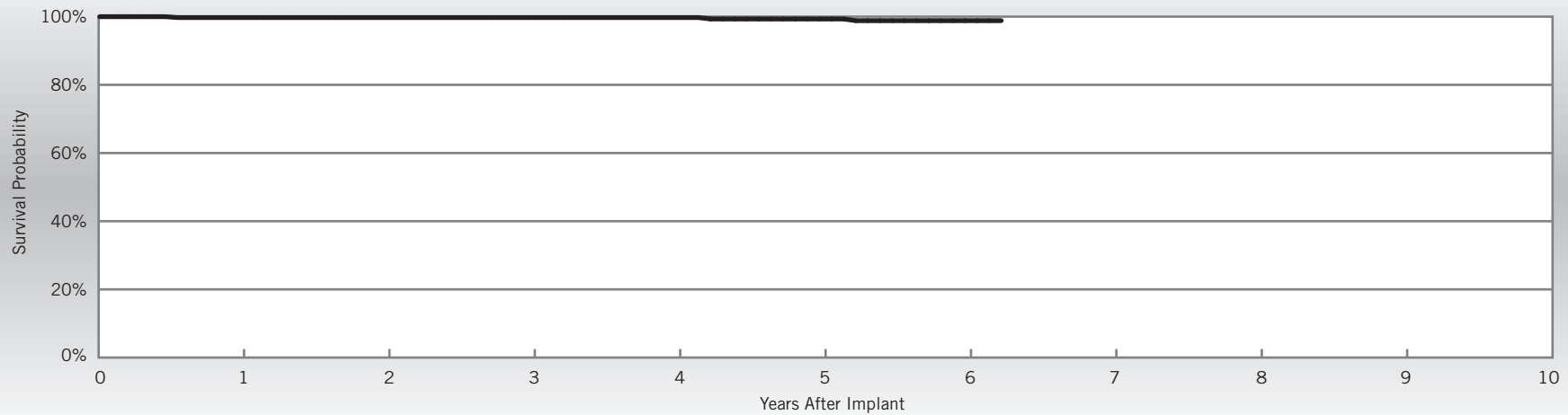
Fortify™ DR

Model CD2231-40Q\*

US Regulatory Approval	May 2010
Number of Devices Enrolled in Study	390
Active Devices Enrolled in Study	204
Cumulative Months of Follow-up	19,996
Estimated Longevity	(see table on page 120)
Max. Delivered Energy	40 joules

Qualifying Complications	Qty	Rate
Premature Battery Depletion	3	0.77%

	Malfunctions w/ Compromised Therapy		Malfunctions w/o Compromised Therapy	
	Qty	Rate	Qty	Rate
Electrical Component	0	0.00%	0	0.00%
Electrical Interconnect	0	0.00%	0	0.00%
Battery	1	0.26%	0	0.00%
High Voltage Capacitor	0	0.00%	0	0.00%
Software/Firmware	0	0.00%	0	0.00%
Mechanical	0	0.00%	0	0.00%
Possible Early Battery Depletion	2	0.51%	2	0.51%
Other	1	0.26%	0	0.00%
<b>Total</b>	<b>4</b>	<b>1.03%</b>	<b>2</b>	<b>0.51%</b>



Year	1	2	3	4	5	6	at 75 months			
Survival Probability	99.74%	99.74%	99.74%	99.74%	99.32%	98.83%	98.83%			
± 1 standard error	0.26%	0.26%	0.26%	0.26%	0.49%	0.69%	0.69%			
Sample Size	380	340	300	260	240	150	50			

\*DF4-LLHH connector type.



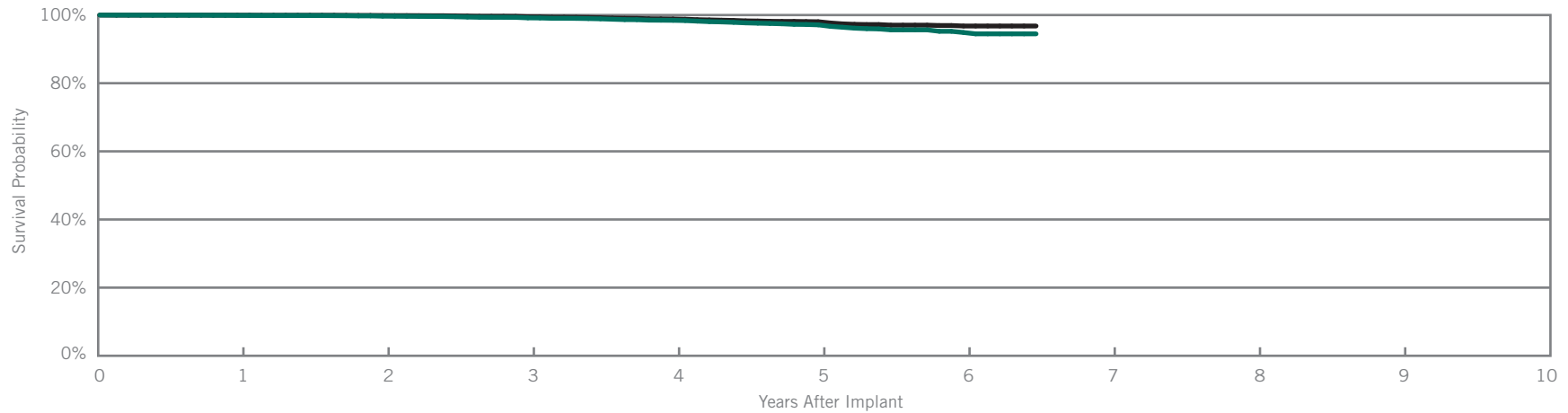
Fortify™ DR

Model CD2231-40 (Advisory Population)

US Regulatory Approval	May 2010
Registered US Implants	12,067
Estimated Active US Implants	6,361
Estimated Longevity	(see table on page 120)
Normal Battery Depletion	38
Max. Delivered Energy	40 joules
Number of US Advisories (see pg. 309)	One

Customer Reported Performance Data

	Malfunctions w/ Compromised Therapy		Malfunctions w/o Compromised Therapy	
	Qty	Rate	Qty	Rate
Electrical Component	6	0.05%	2	0.02%
Electrical Interconnect	1	<0.01%	0	0.00%
Battery	3	0.02%	5	0.04%
High Voltage Capacitor	6	0.05%	0	0.00%
Software/Firmware	0	0.00%	0	0.00%
Mechanical	0	0.00%	1	<0.01%
Possible Early Battery Depletion	37	0.31%	11	0.09%
Other	4	0.03%	3	0.02%
<b>Total</b>	<b>57</b>	<b>0.47%</b>	<b>22</b>	<b>0.18%</b>



Including Normal Battery Depletion

Year	1	2	3	4	5	6	at 78 months			
Survival Probability	99.88%	99.67%	99.17%	98.45%	97.12%	94.88%	94.48%			
± 1 standard error	0.02%	0.05%	0.09%	0.13%	0.19%	0.32%	0.39%			
Sample Size	11,320	9,980	8,850	7,690	5,600	2,700	310			

Excluding Normal Battery Depletion

Year	1	2	3	4	5	6	at 78 months			
Survival Probability	99.95%	99.86%	99.49%	98.86%	98.04%	96.78%	96.78%			
± 1 standard error	0.02%	0.03%	0.06%	0.11%	0.16%	0.24%	0.26%			

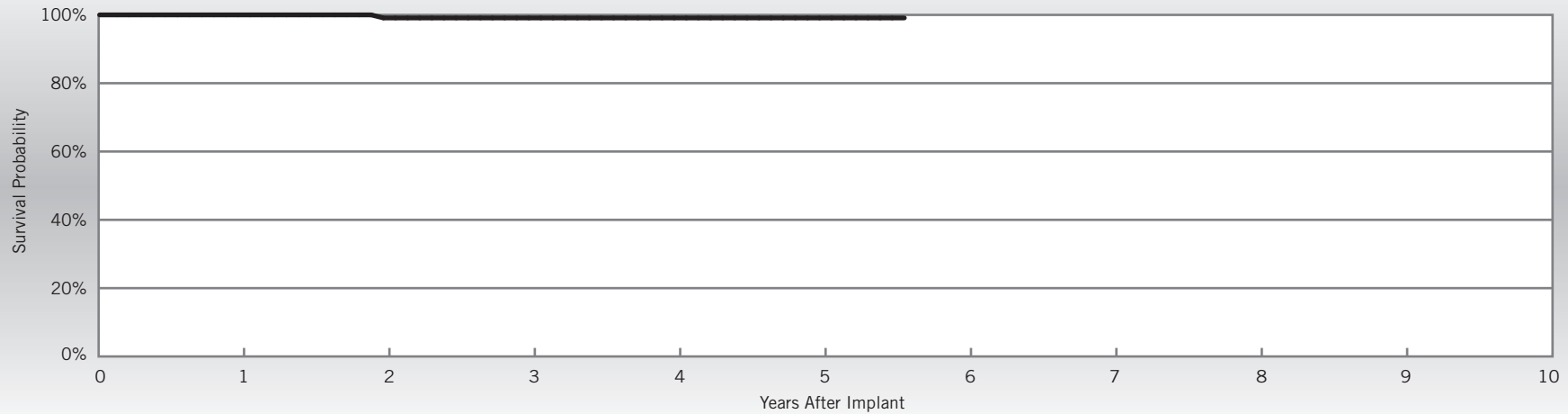
Actively Monitored Study Data

Fortify™ DR  
Model CD2231-40

US Regulatory Approval	May 2010
Number of Devices Enrolled in Study	177
Active Devices Enrolled in Study	74
Cumulative Months of Follow-up	7,327
Estimated Longevity	(see table on page 120)
Max. Delivered Energy	40 joules

Qualifying Complications	Qty	Rate
Premature Battery Depletion	1	0.56%

	Malfunctions w/ Compromised Therapy		Malfunctions w/o Compromised Therapy	
	Qty	Rate	Qty	Rate
Electrical Component	0	0.00%	0	0.00%
Electrical Interconnect	0	0.00%	0	0.00%
Battery	0	0.00%	0	0.00%
High Voltage Capacitor	0	0.00%	0	0.00%
Software/Firmware	0	0.00%	0	0.00%
Mechanical	0	0.00%	0	0.00%
Possible Early Battery Depletion	0	0.00%	0	0.00%
Other	0	0.00%	0	0.00%
<b>Total</b>	<b>0</b>	<b>0.00%</b>	<b>0</b>	<b>0.00%</b>



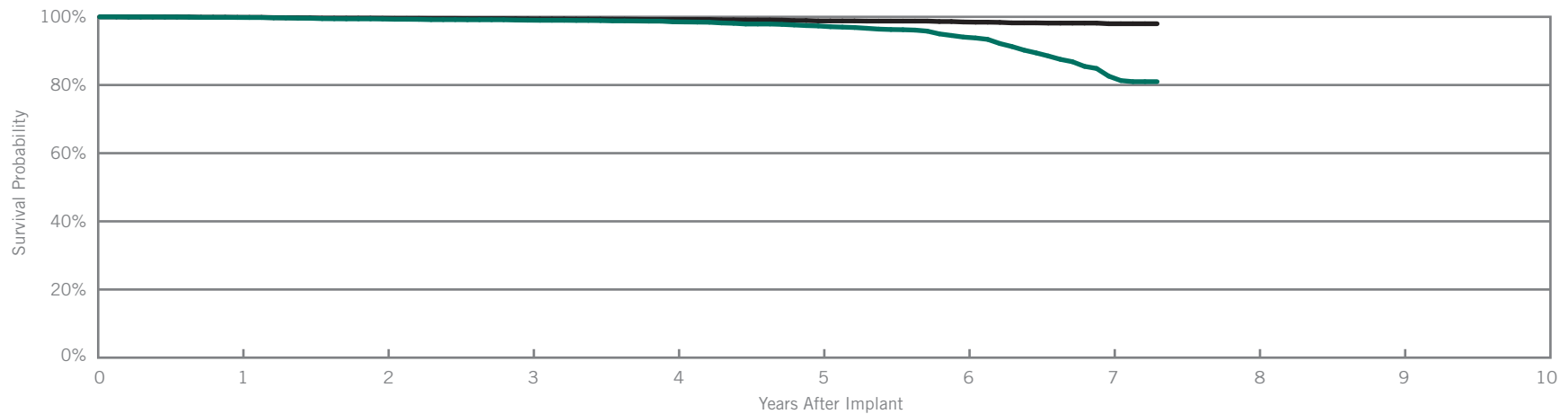
Year	1	2	3	4	5	at 67 months			
Survival Probability	100.00%	99.11%	99.11%	99.11%	99.11%	99.11%			
± 1 standard error	0.00%	0.89%	0.89%	0.89%	0.89%	0.89%			
Sample Size	160	130	100	90	80	60			

Current™ + DR  
Model CD2211-36Q\*

Customer Reported Performance Data

US Regulatory Approval	February 2009
Registered US Implants	8,142
Estimated Active US Implants	3,338
Estimated Longevity	(see table on page 120)
Normal Battery Depletion	203
Max. Delivered Energy	36 joules
Number of US Advisories	None

	Malfunctions w/ Compromised Therapy		Malfunctions w/o Compromised Therapy	
	Qty	Rate	Qty	Rate
Electrical Component	6	0.07%	2	0.02%
Electrical Interconnect	0	0.00%	0	0.00%
Battery	6	0.07%	6	0.07%
High Voltage Capacitor	2	0.02%	0	0.00%
Software/Firmware	1	0.01%	3	0.04%
Mechanical	0	0.00%	1	0.01%
Possible Early Battery Depletion	4	0.05%	3	0.04%
Other	5	0.06%	3	0.04%
<b>Total</b>	<b>24</b>	<b>0.29%</b>	<b>18</b>	<b>0.22%</b>



Including Normal Battery Depletion

Year	1	2	3	4	5	6	7	at 88 months		
Survival Probability	99.82%	99.37%	99.02%	98.54%	97.33%	94.06%	82.60%	80.98%		
± 1 standard error	0.04%	0.09%	0.12%	0.14%	0.22%	0.34%	0.63%	0.85%		
Sample Size	7,580	6,620	5,920	5,270	4,630	3,950	2,240	200		

Excluding Normal Battery Depletion

Year	1	2	3	4	5	6	7	at 88 months		
Survival Probability	99.85%	99.58%	99.41%	99.22%	98.81%	98.49%	97.98%	97.98%		
± 1 standard error	0.04%	0.07%	0.09%	0.11%	0.14%	0.16%	0.20%	0.24%		

\*DF4-LLHH connector type.

Actively Monitored Study Data

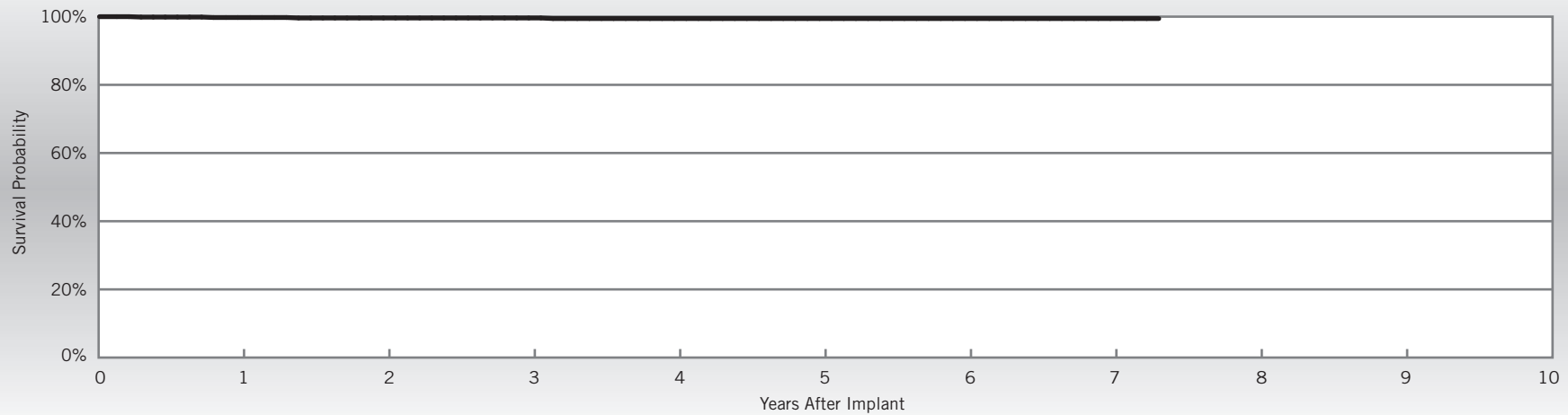
Current™ + DR

Model CD2211-36Q\*

US Regulatory Approval	February 2009
Number of Devices Enrolled in Study	835
Active Devices Enrolled in Study	401
Cumulative Months of Follow-up	48,016
Estimated Longevity	(see table on page 120)
Max. Delivered Energy	36 joules

Qualifying Complications	Qty	Rate
Premature Battery Depletion	3	0.36%
Skin Erosion	1	0.12%

	Malfunctions w/ Compromised Therapy		Malfunctions w/o Compromised Therapy	
	Qty	Rate	Qty	Rate
Electrical Component	0	0.00%	1	0.12%
Electrical Interconnect	0	0.00%	0	0.00%
Battery	1	0.12%	2	0.24%
High Voltage Capacitor	0	0.00%	0	0.00%
Software/Firmware	0	0.00%	1	0.12%
Mechanical	0	0.00%	0	0.00%
Possible Early Battery Depletion	0	0.00%	1	0.12%
Other	0	0.00%	1	0.12%
<b>Total</b>	<b>1</b>	<b>0.12%</b>	<b>6</b>	<b>0.72%</b>



Year	1	2	3	4	5	6	7	at 88 months		
Survival Probability	99.75%	99.61%	99.61%	99.44%	99.44%	99.44%	99.44%	99.44%		
± 1 standard error	0.18%	0.23%	0.23%	0.28%	0.28%	0.28%	0.28%	0.28%		
Sample Size	790	710	640	570	500	450	290	60		

\*DF4-LLHH connector type.

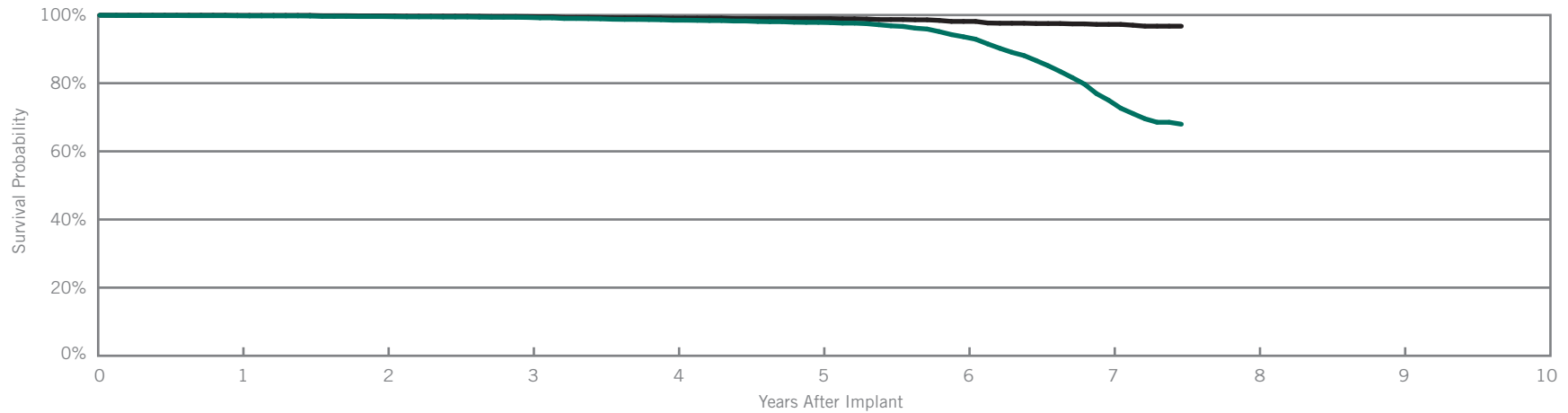
Current™ + DR

Model CD2211-36

US Regulatory Approval	February 2009
Registered US Implants	6,270
Estimated Active US Implants	2,305
Estimated Longevity	(see table on page 120)
Normal Battery Depletion	242
Max. Delivered Energy	36 joules
Number of US Advisories	None

Customer Reported Performance Data

	Malfunctions w/ Compromised Therapy		Malfunctions w/o Compromised Therapy	
	Qty	Rate	Qty	Rate
Electrical Component	2	0.03%	1	0.02%
Electrical Interconnect	2	0.03%	0	0.00%
Battery	7	0.11%	4	0.06%
High Voltage Capacitor	0	0.00%	0	0.00%
Software/Firmware	1	0.02%	9	0.14%
Mechanical	0	0.00%	0	0.00%
Possible Early Battery Depletion	7	0.11%	4	0.06%
Other	5	0.08%	0	0.00%
<b>Total</b>	<b>24</b>	<b>0.38%</b>	<b>18</b>	<b>0.29%</b>



Including Normal Battery Depletion

Year	1	2	3	4	5	6	7	at 90 months		
Survival Probability	99.78%	99.57%	99.30%	98.49%	97.85%	93.62%	74.98%	67.97%		
± 1 standard error	0.05%	0.09%	0.11%	0.17%	0.23%	0.40%	0.87%	1.13%		
Sample Size	5,840	5,090	4,510	4,020	3,510	2,940	1,830	320		

Excluding Normal Battery Depletion

Year	1	2	3	4	5	6	7	at 90 months		
Survival Probability	99.90%	99.76%	99.54%	99.10%	98.96%	98.13%	97.25%	96.73%		
± 1 standard error	0.03%	0.07%	0.09%	0.14%	0.15%	0.23%	0.30%	0.40%		

Actively Monitored Study Data

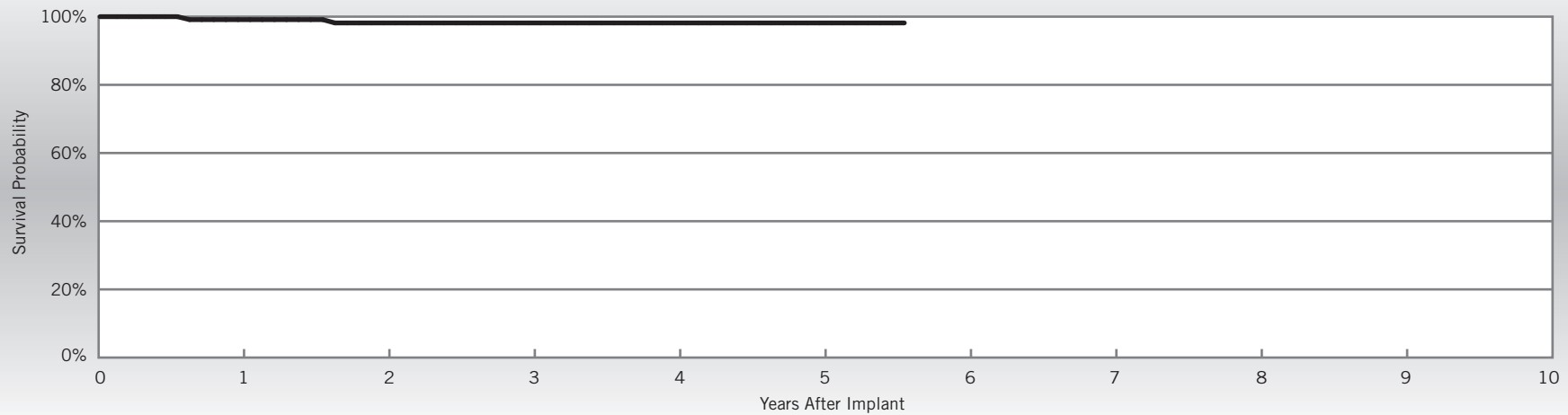
Current™ + DR

Model CD2211-36

US Regulatory Approval	February 2009
Number of Devices Enrolled in Study	122
Active Devices Enrolled in Study	44
Cumulative Months of Follow-up	6,141
Estimated Longevity	(see table on page 120)
Max. Delivered Energy	36 joules

Qualifying Complications	Qty	Rate
Inappropriate Shock	1	0.82%
Premature Battery Depletion	1	0.82%

	Malfunctions w/ Compromised Therapy		Malfunctions w/o Compromised Therapy	
	Qty	Rate	Qty	Rate
Electrical Component	0	0.00%	0	0.00%
Electrical Interconnect	0	0.00%	0	0.00%
Battery	0	0.00%	0	0.00%
High Voltage Capacitor	0	0.00%	0	0.00%
Software/Firmware	0	0.00%	0	0.00%
Mechanical	0	0.00%	0	0.00%
Possible Early Battery Depletion	0	0.00%	0	0.00%
Other	1	0.82%	1	0.82%
<b>Total</b>	<b>1</b>	<b>0.82%</b>	<b>1</b>	<b>0.82%</b>



Year	1	2	3	5	4	at 67 months			
Survival Probability	99.13%	98.16%	98.16%	98.16%	98.16%	98.16%			
± 1 standard error	0.87%	1.29%	1.29%	1.29%	1.29%	1.29%			
Sample Size	120	100	80	60	60	50			

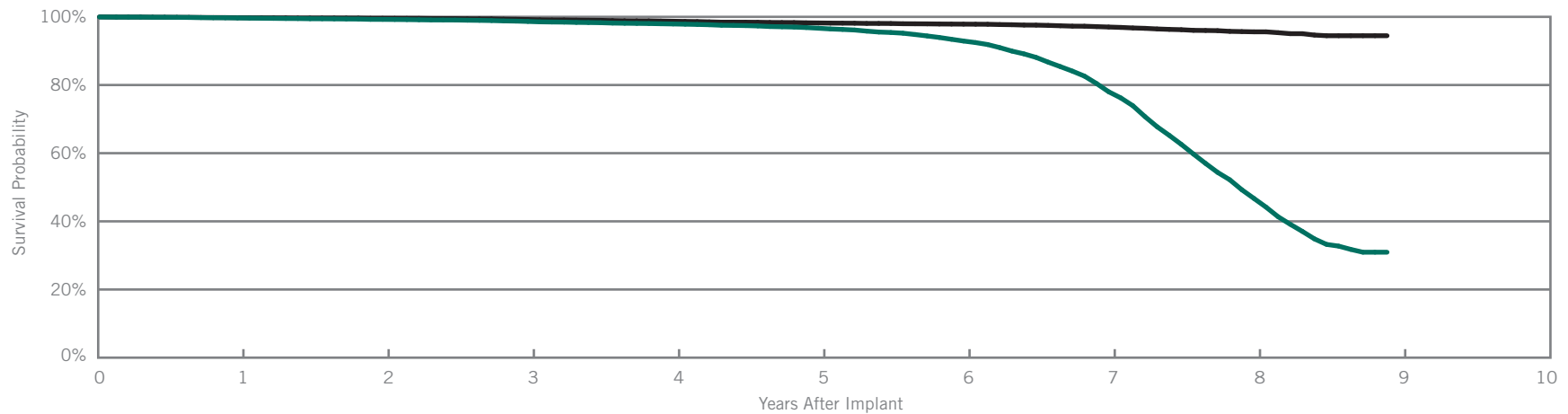
Current™ DR RF

Model 2207-36

US Regulatory Approval	September 2007
Registered US Implants	22,383
Estimated Active US Implants	4,764
Estimated Longevity	(see table on page 120)
Normal Battery Depletion	2,022
Max. Delivered Energy	36 joules
Number of US Advisories	None

Customer Reported Performance Data

	Malfunctions w/ Compromised Therapy		Malfunctions w/o Compromised Therapy	
	Qty	Rate	Qty	Rate
Electrical Component	9	0.04%	12	0.05%
Electrical Interconnect	6	0.03%	2	<0.01%
Battery	20	0.09%	9	0.04%
High Voltage Capacitor	1	<0.01%	0	0.00%
Software/Firmware	2	<0.01%	27	0.12%
Mechanical	1	<0.01%	15	0.07%
Possible Early Battery Depletion	40	0.18%	18	0.08%
Other	35	0.16%	6	0.03%
<b>Total</b>	<b>114</b>	<b>0.51%</b>	<b>89</b>	<b>0.40%</b>



Including Normal Battery Depletion

Year	1	2	3	4	5	6	7	8	at 107 months
Survival Probability	99.68%	99.25%	98.65%	97.91%	96.66%	92.90%	78.01%	46.72%	30.94%
± 1 standard error	0.04%	0.06%	0.08%	0.11%	0.14%	0.22%	0.38%	0.55%	0.70%
Sample Size	20,860	18,170	16,020	14,230	12,660	11,160	9,060	5,080	280

Excluding Normal Battery Depletion

Year	1	2	3	4	5	6	7	8	at 107 months
Survival Probability	99.75%	99.59%	99.22%	98.72%	98.21%	97.86%	97.01%	95.60%	94.46%
± 1 standard error	0.03%	0.05%	0.06%	0.09%	0.11%	0.12%	0.15%	0.22%	0.36%

Actively Monitored Study Data

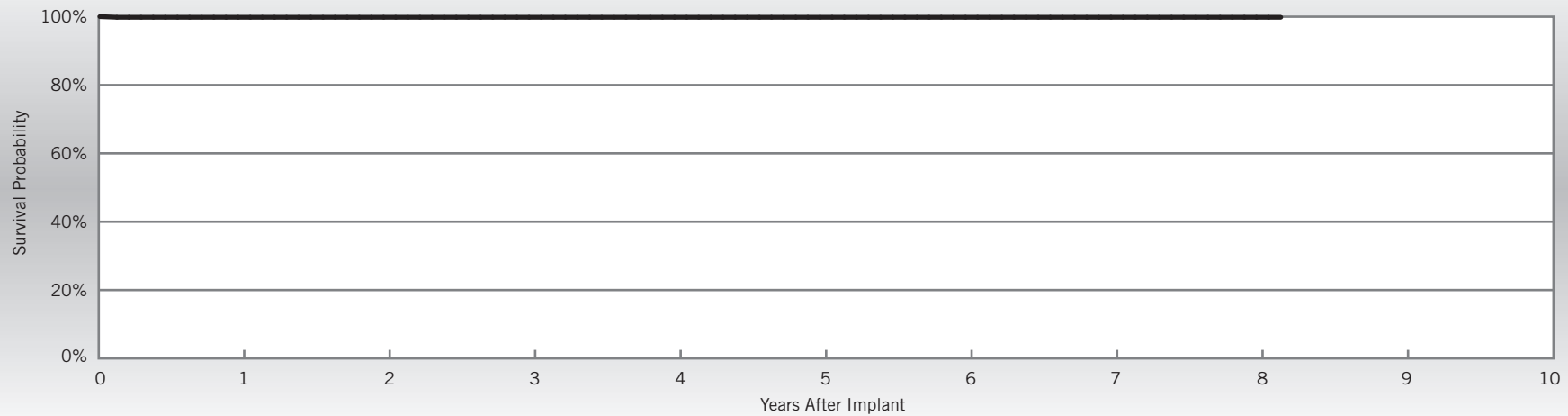
Current™ DR RF

Model 2207-36

US Regulatory Approval	September 2007
Number of Devices Enrolled in Study	630
Active Devices Enrolled in Study	132
Cumulative Months of Follow-up	32,509
Estimated Longevity	(see table on page 120)
Max. Delivered Energy	36 joules

Qualifying Complications	Qty.	Rate
Inappropriate Shock	1	0.16%

	Malfunctions w/ Compromised Therapy		Malfunctions w/o Compromised Therapy	
	Qty	Rate	Qty	Rate
Electrical Component	0	0.00%	0	0.00%
Electrical Interconnect	0	0.00%	0	0.00%
Battery	0	0.00%	0	0.00%
High Voltage Capacitor	0	0.00%	0	0.00%
Software/Firmware	0	0.00%	2	0.32%
Mechanical	0	0.00%	0	0.00%
Possible Early Battery Depletion	1	0.16%	1	0.16%
Other	0	0.00%	0	0.00%
<b>Total</b>	<b>1</b>	<b>0.16%</b>	<b>3</b>	<b>0.48%</b>



Year	1	2	3	4	5	6	7	8	at 98 months
Survival Probability	99.84%	99.84%	99.84%	99.84%	99.84%	99.84%	99.84%	99.84%	99.84%
± 1 standard error	0.16%	0.16%	0.16%	0.16%	0.16%	0.16%	0.16%	0.16%	0.16%
Sample Size	600	520	430	340	280	240	200	120	50



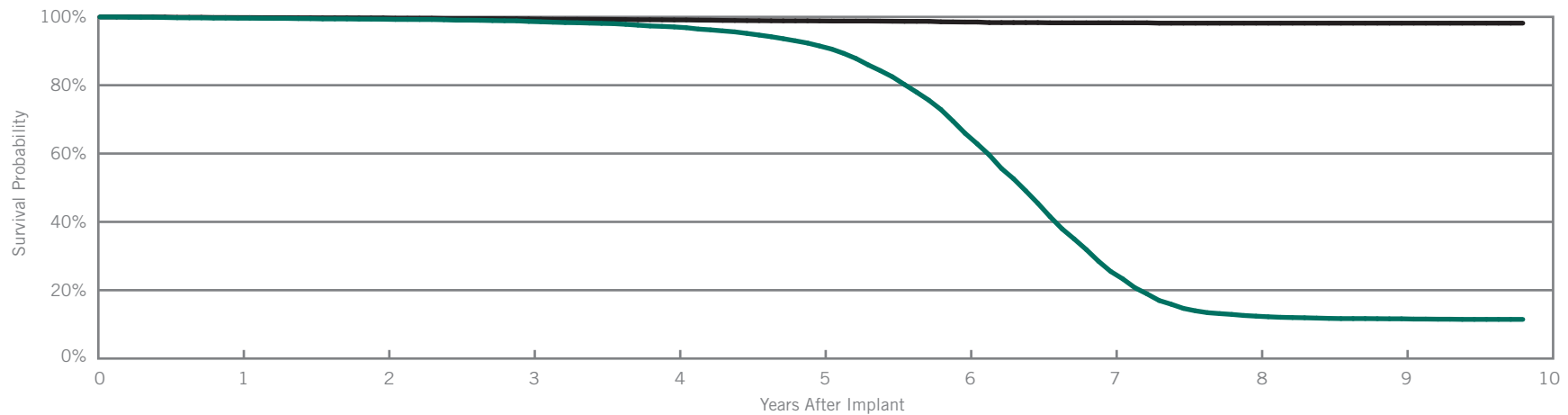
Atlas™ II + DR

Model V-268

US Regulatory Approval	July 2006
Registered US Implants	14,808
Estimated Active US Implants	1,377
Estimated Longevity	(see table on page 120)
Normal Battery Depletion	2,912
Max. Delivered Energy	36 joules
Number of US Advisories (see pg. 313)	One

Customer Reported Performance Data

	Malfunctions w/ Compromised Therapy		Malfunctions w/o Compromised Therapy	
	Qty	Rate	Qty	Rate
Electrical Component	6	0.04%	4	0.03%
Electrical Interconnect	4	0.03%	0	0.00%
Battery	9	0.06%	3	0.02%
High Voltage Capacitor	0	0.00%	0	0.00%
Software/Firmware	0	0.00%	0	0.00%
Mechanical	0	0.00%	1	<0.01%
Possible Early Battery Depletion	19	0.13%	6	0.04%
Other	10	0.07%	5	0.03%
<b>Total</b>	<b>48</b>	<b>0.32%</b>	<b>19</b>	<b>0.13%</b>



Including Normal Battery Depletion

Year	1	2	3	4	5	6	7	8	9	at 118 months
Survival Probability	99.62%	99.32%	98.67%	97.06%	91.47%	65.91%	25.50%	12.40%	11.63%	11.46%
± 1 standard error	0.05%	0.07%	0.10%	0.16%	0.28%	0.52%	0.50%	0.34%	0.33%	0.33%
Sample Size	13,770	12,000	10,550	9,220	7,940	6,240	3,800	1,840	990	240

Excluding Normal Battery Depletion

Year	1	2	3	4	5	6	7	8	9	at 118 months
Survival Probability	99.80%	99.68%	99.40%	99.11%	98.82%	98.49%	98.27%	98.17%	98.17%	98.17%
± 1 standard error	0.04%	0.05%	0.07%	0.09%	0.11%	0.13%	0.15%	0.16%	0.16%	0.16%

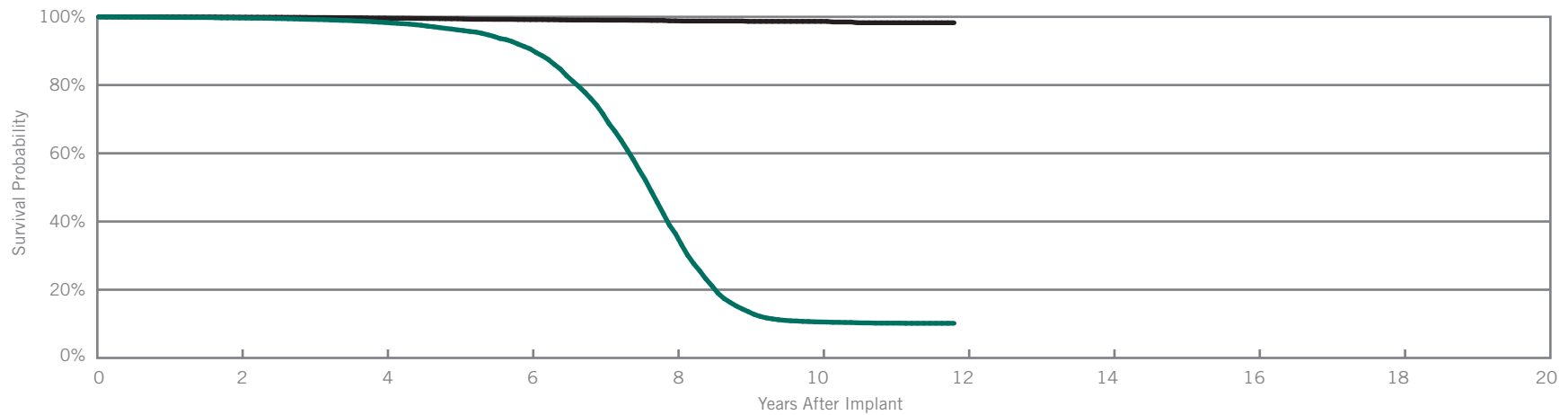
Atlas™ + DR

Model V-243

Customer Reported Performance Data

US Regulatory Approval	October 2003
Registered US Implants	21,081
Estimated Active US Implants	1,428
Estimated Longevity	(see table on page 120)
Normal Battery Depletion	3,615
Max. Delivered Energy	36 joules
Number of US Advisories (see pgs. 313, 314, 315)	Three

	Malfunctions w/ Compromised Therapy		Malfunctions w/o Compromised Therapy	
	Qty	Rate	Qty	Rate
Electrical Component	5	0.02%	3	0.01%
Electrical Interconnect	1	<0.01%	0	0.00%
Battery	12	0.06%	4	0.02%
High Voltage Capacitor	1	<0.01%	0	0.00%
Software/Firmware	0	0.00%	0	0.00%
Mechanical	0	0.00%	4	0.02%
Possible Early Battery Depletion	6	0.03%	4	0.02%
Other	17	0.08%	2	<0.01%
<b>Total</b>	<b>42</b>	<b>0.20%</b>	<b>17</b>	<b>0.08%</b>



Including Normal Battery Depletion

Year	2	4	6	8	10	at 142 months			
Survival Probability	99.65%	98.36%	90.59%	36.41%	10.54%	10.16%			
± 1 standard error	0.04%	0.10%	0.27%	0.50%	0.29%	0.28%			
Sample Size	17,240	13,270	9,660	5,200	1,500	210			

Excluding Normal Battery Depletion

Year	2	4	6	8	10	at 142 months			
Survival Probability	99.90%	99.63%	99.19%	98.83%	98.67%	98.27%			
± 1 standard error	0.02%	0.05%	0.08%	0.11%	0.14%	0.24%			

# BATTERY LONGEVITY SUMMARY

Dual-Chamber ICDs

## Battery Longevity

Models	Family	Approximate Duration (years)			
		No Pacing	25% Pacing	50% Pacing	100% Pacing
CD2411-36Q	Ellipse™ DR*	10.4	9.6	8.9	7.7
CD2411-36C	Ellipse™ DR*	10.4	9.6	8.9	7.7
CD2357-40C	Fortify Assura™ DR*	11.1	10.2	9.5	8.3
CD2357-40Q	Fortify Assura™ DR*	11.1	10.2	9.5	8.3
CD2311-36Q	Ellipse™ DR*	10.4	9.6	8.9	7.7
CD2311-36	Ellipse™ DR*	10.4	9.6	8.9	7.7
CD2257-40Q	Fortify Assura™ DR*	11.1	10.2	9.5	8.3
CD2257-40	Fortify Assura™ DR*	11.1	10.2	9.5	8.3
CD2231-40Q	Fortify™ DR*	10.1	9.3	8.6	7.5
CD2231-40	Fortify™ DR*	10.1	9.3	8.6	7.5
CD2211-36Q	Current™ + DR**	8.2	7.5	7.0	6.1
CD2211-36	Current™ + DR**	8.2	7.5	7.0	6.1
2207-36	Current™ DR RF**	8.2	7.5	7.0	6.1
V-268	Atlas™ II + DR**	8.2	7.5	7.0	6.1
V-243	Atlas™ + DR**	7.9	7.3	6.9	6.1

Pacing parameters: DDD, 2.5V, 0.5 ms, 60 ppm, 500 ohms

\*Battery voltage range: 3.20-2.59. Three maximum charges per year.

\*\*Battery voltage range: 3.20-2.45. Four maximum charges per year as well as monthly charging during the battery's mid-life voltage range.

# SUMMARY INFORMATION

Dual-Chamber ICDs

Survival Summary

Including Normal Battery Depletion

Models	Family	Survival Probability									
		1 year	2 year	3 year	4 year	5 year	6 year	7 year	8 year	9 year	10 year
CD2411-36Q	Ellipse™ DR	99.81%	99.77%	99.70%							
CD2411-36C	Ellipse™ DR	99.73%	99.59%	99.59%							
CD2357-40Q	Fortify Assura™ DR	99.74%									
CD2357-40Q	Fortify Assura™ DR†	99.81%	99.56%	98.82%							
CD2357-40C	Fortify Assura™ DR	99.92%									
CD2357-40C	Fortify Assura™ DR†	99.84%	99.67%	99.06%							
CD2311-36Q	Ellipse™ DR	99.04%	98.00%	97.15%	96.16%						
CD2311-36	Ellipse™ DR	98.94%	97.78%	97.02%	95.91%						
CD2257-40Q	Fortify Assura™ DR†	99.87%	99.63%	99.23%	98.60%						
CD2257-40	Fortify Assura™ DR†	99.85%	99.62%	99.42%	98.95%						
CD2231-40Q	Fortify™ DR†	99.76%	99.57%	98.99%	98.10%	96.55%	94.77%				
CD2231-40	Fortify™ DR†	99.88%	99.67%	99.17%	98.45%	97.12%	94.88%				
CD2211-36Q	Current™ + DR	99.82%	99.37%	99.02%	98.54%	97.33%	94.06%	82.60%			
CD2211-36	Current™ + DR	99.78%	99.57%	99.30%	98.49%	97.85%	93.62%	74.98%			
2207-36	Current™ DR RF	99.68%	99.25%	98.65%	97.91%	96.66%	92.90%	78.01%	46.72%		
V-268	Atlas™ II + DR	99.62%	99.32%	98.67%	97.06%	91.47%	65.91%	25.50%	12.40%	11.63%	
V-243	Atlas™ + DR	99.83%	99.65%	99.25%	98.36%	96.17%	90.59%	71.55%	36.41%	13.58%	10.54%

†Premature battery depletion advisory population.

Survival Summary

Excluding Normal Battery Depletion

Models	Family	Survival Probability									
		1 year	2 year	3 year	4 year	5 year	6 year	7 year	8 year	9 year	10 year
CD2411-36Q	Ellipse™ DR	99.81%	99.77%	99.70%							
CD2411-36C	Ellipse™ DR	99.73%	99.59%	99.59%							
CD2357-40Q	Fortify Assura™ DR	99.85%									
CD2357-40Q	Fortify Assura™ DR†	99.84%	99.61%	98.87%							
CD2357-40C	Fortify Assura™ DR	99.92%									
CD2357-40C	Fortify Assura™ DR†	99.91%	99.79%	99.17%							
CD2311-36Q	Ellipse™ DR	99.13%	98.15%	97.37%	96.65%						
CD2311-36	Ellipse™ DR	99.02%	98.02%	97.45%	96.60%						
CD2257-40Q	Fortify Assura™ DR†	99.87%	99.72%	99.41%	98.78%						
CD2257-40	Fortify Assura™ DR†	99.90%	99.73%	99.53%	99.05%						
CD2231-40Q	Fortify™ DR†	99.87%	99.76%	99.30%	98.60%	97.58%	96.40%				
CD2231-40	Fortify™ DR†	99.95%	99.86%	99.49%	98.86%	98.04%	96.78%				
CD2211-36Q	Current™ + DR	99.85%	99.58%	99.41%	99.22%	98.81%	98.49%	97.98%			
CD2211-36	Current™ + DR	99.90%	99.76%	99.54%	99.10%	98.96%	98.13%	97.25%			
2207-36	Current™ DR RF	99.75%	99.59%	99.22%	98.72%	98.21%	97.86%	97.01%	95.60%		
V-268	Atlas™ II + DR	99.80%	99.68%	99.40%	99.11%	98.82%	98.49%	98.27%	98.17%	98.17%	
V-243	Atlas™ + DR	99.97%	99.90%	99.80%	99.63%	99.43%	99.19%	99.02%	98.83%	98.67%	98.67%

†Premature battery depletion advisory population.

U.S. Malfunction Summary

Models	Family	Registered US Implants	Percent Returned for Analysis	U.S. Malfunctions w/ Compromised Therapy																	
				Electrical Component		Electrical Interconnect		Battery		High Voltage Capacitor		Software/Firmware		Mechanical		Possible Early Battery Depletion		Other		Total	
				Qty.	Rate	Qty.	Rate	Qty.	Rate	Qty.	Rate	Qty.	Rate	Qty.	Rate	Qty.	Rate	Qty.	Rate	Qty.	Rate
CD2411-36Q	Ellipse™ DR	11,100	2.10%	0	0.00%	1	<0.01%	0	0.00%	0	0.00%	1	<0.01%	1	<0.01%	0	0.00%	2	0.02%	5	0.05%
CD2411-36C	Ellipse™ DR	6,552	2.20%	2	0.03%	0	0.00%	0	0.00%	4	0.06%	0	0.00%	0	0.00%	0	0.00%	0	0.00%	6	0.09%
CD2357-40Q	Fortify Assura™ DR	8,274	0.90%	0	0.00%	0	0.00%	0	0.00%	1	0.01%	0	0.00%	0	0.00%	0	0.00%	0	0.00%	1	0.01%
CD2357-40Q	Fortify Assura™ DR †	12,245	3.30%	3	0.02%	1	<0.01%	0	0.00%	0	0.00%	0	0.00%	0	0.00%	10	0.08%	0	0.00%	14	0.11%
CD2357-40C	Fortify Assura™ DR	3,530	0.50%	0	0.00%	0	0.00%	0	0.00%	0	0.00%	0	0.00%	0	0.00%	0	0.00%	0	0.00%	0	0.00%
CD2357-40C	Fortify Assura™ DR †	6,945	3.60%	3	0.04%	0	0.00%	0	0.00%	0	0.00%	0	0.00%	0	0.00%	4	0.06%	0	0.00%	7	0.10%
CD2311-36Q	Ellipse™ DR	5,898	6.10%	3	0.05%	0	0.00%	0	0.00%	43	0.73%	1	0.02%	2	0.03%	0	0.00%	1	0.02%	50	0.85%
CD2311-36	Ellipse™ DR	3,745	6.70%	4	0.11%	0	0.00%	0	0.00%	20	0.53%	0	0.00%	4	0.11%	0	0.00%	3	0.08%	31	0.83%
CD2257-40Q	Fortify Assura™ DR †	6,792	5.60%	5	0.07%	0	0.00%	0	0.00%	0	0.00%	0	0.00%	0	0.00%	8	0.12%	3	0.04%	16	0.24%
CD2257-40	Fortify Assura™ DR †	4,225	6.10%	1	0.02%	0	0.00%	0	0.00%	1	0.02%	0	0.00%	0	0.00%	4	0.09%	0	0.00%	6	0.14%
CD2231-40Q	Fortify™ DR †	26,832	7.00%	6	0.02%	2	<0.01%	19	0.07%	4	0.01%	1	<0.01%	0	0.00%	100	0.37%	10	0.04%	142	0.53%
CD2231-40	Fortify™ DR †	12,067	8.40%	6	0.05%	1	<0.01%	3	0.02%	6	0.05%	0	0.00%	0	0.00%	37	0.31%	4	0.03%	57	0.47%
CD2211-36Q	Current™ + DR	8,142	10.60%	6	0.07%	0	0.00%	6	0.07%	2	0.02%	1	0.01%	0	0.00%	4	0.05%	5	0.06%	24	0.29%
CD2211-36	Current™ + DR	6,270	14.20%	2	0.03%	2	0.03%	7	0.11%	0	0.00%	1	0.02%	0	0.00%	7	0.11%	5	0.08%	24	0.38%
2207-36	Current™ DR RF	22,383	20.40%	9	0.04%	6	0.03%	20	0.09%	1	<0.01%	2	<0.01%	1	<0.01%	40	0.18%	35	0.16%	114	0.51%
V-268	Atlas™ II + DR	14,808	29.30%	6	0.04%	4	0.03%	9	0.06%	0	0.00%	0	0.00%	0	0.00%	19	0.13%	10	0.07%	48	0.32%
V-243	Atlas™ + DR	21,081	26.90%	5	0.02%	1	<0.01%	12	0.06%	1	<0.01%	0	0.00%	0	0.00%	6	0.03%	17	0.08%	42	0.20%

Definitions of malfunction categories can be found on pages 6-7.

†Premature battery depletion advisory population.



U.S. Malfunction Summary

Models	Family	Registered US Implants	Percent Returned for Analysis	U.S. Malfunctions w/o Compromised Therapy																	
				Electrical Component		Electrical Interconnect		Battery		High Voltage Capacitor		Software/Firmware		Mechanical		Possible Early Battery Depletion		Other		Total	
				Qty.	Rate	Qty.	Rate	Qty.	Rate	Qty.	Rate	Qty.	Rate	Qty.	Rate	Qty.	Rate	Qty.	Rate	Qty.	Rate
CD2411-36Q	Ellipse™ DR	11,100	2.10%	2	0.02%	0	0.00%	0	0.00%	1	<0.01%	0	0.00%	0	0.00%	0	0.00%	2	0.02%	5	0.05%
CD2411-36C	Ellipse™ DR	6,552	2.20%	1	0.02%	0	0.00%	0	0.00%	1	0.02%	0	0.00%	0	0.00%	0	0.00%	0	0.00%	2	0.03%
CD2357-40Q	Fortify Assura™ DR	8,274	0.90%	1	0.01%	0	0.00%	0	0.00%	0	0.00%	0	0.00%	1	0.01%	0	0.00%	0	0.00%	2	0.02%
CD2357-40Q	Fortify Assura™ DR †	12,245	3.30%	3	0.02%	0	0.00%	0	0.00%	0	0.00%	0	0.00%	1	<0.01%	4	0.03%	2	0.02%	10	0.08%
CD2357-40C	Fortify Assura™ DR	3,530	0.50%	0	0.00%	0	0.00%	0	0.00%	0	0.00%	0	0.00%	1	0.03%	0	0.00%	0	0.00%	1	0.03%
CD2357-40C	Fortify Assura™ DR †	6,945	3.60%	0	0.00%	1	0.01%	0	0.00%	0	0.00%	0	0.00%	0	0.00%	1	0.01%	0	0.00%	2	0.03%
CD2311-36Q	Ellipse™ DR	5,898	6.10%	3	0.05%	0	0.00%	0	0.00%	5	0.08%	0	0.00%	3	0.05%	0	0.00%	2	0.03%	13	0.22%
CD2311-36	Ellipse™ DR	3,745	6.70%	2	0.05%	0	0.00%	0	0.00%	4	0.11%	0	0.00%	3	0.08%	0	0.00%	0	0.00%	9	0.24%
CD2257-40Q	Fortify Assura™ DR †	6,792	5.60%	1	0.01%	0	0.00%	0	0.00%	0	0.00%	1	0.01%	1	0.01%	4	0.06%	0	0.00%	7	0.10%
CD2257-40	Fortify Assura™ DR †	4,225	6.10%	0	0.00%	0	0.00%	0	0.00%	0	0.00%	1	0.02%	0	0.00%	2	0.05%	1	0.02%	4	0.09%
CD2231-40Q	Fortify™ DR †	26,832	7.00%	7	0.03%	2	<0.01%	13	0.05%	1	<0.01%	0	0.00%	0	0.00%	34	0.13%	4	0.01%	61	0.23%
CD2231-40	Fortify™ DR †	12,067	8.40%	2	0.02%	0	0.00%	5	0.04%	0	0.00%	0	0.00%	1	<0.01%	11	0.09%	3	0.02%	22	0.18%
CD2211-36Q	Current™ + DR	8,142	10.60%	2	0.02%	0	0.00%	6	0.07%	0	0.00%	3	0.04%	1	0.01%	3	0.04%	3	0.04%	18	0.22%
CD2211-36	Current™ + DR	6,270	14.20%	1	0.02%	0	0.00%	4	0.06%	0	0.00%	9	0.14%	0	0.00%	4	0.06%	0	0.00%	18	0.29%
2207-36	Current™ DR RF	22,383	20.40%	12	0.05%	2	<0.01%	9	0.04%	0	0.00%	27	0.12%	15	0.07%	18	0.08%	6	0.03%	89	0.40%
V-268	Atlas™ II + DR	14,808	29.30%	4	0.03%	0	0.00%	3	0.02%	0	0.00%	0	0.00%	1	<0.01%	6	0.04%	5	0.03%	19	0.13%
V-243	Atlas™ + DR	21,081	26.90%	3	0.01%	0	0.00%	4	0.02%	0	0.00%	0	0.00%	4	0.02%	4	0.02%	2	<0.01%	17	0.08%

Definitions of malfunction categories can be found on pages 6-7.

†Premature battery depletion advisory population.

Worldwide Malfunction Summary

Models	Family	Worldwide Sales	Percent Returned for Analysis	Worldwide Malfunctions w/ Compromised Therapy																	
				Electrical Component		Electrical Interconnect		Battery		High Voltage Capacitor		Software/Firmware		Mechanical		Possible Early Battery Depletion		Other		Total	
				Qty.	Rate	Qty.	Rate	Qty.	Rate	Qty.	Rate	Qty.	Rate	Qty.	Rate	Qty.	Rate	Qty.	Rate	Qty.	Rate
CD2411-36Q	Ellipse™ DR	11,458	2.41%	0	0.00%	1	<0.01%	0	0.00%	0	0.00%	1	<0.01%	1	<0.01%	0	0.00%	2	0.02%	5	0.04%
CD2411-36C	Ellipse™ DR	6,673	2.64%	2	0.03%	0	0.00%	0	0.00%	4	0.06%	0	0.00%	0	0.00%	0	0.00%	0	0.00%	6	0.09%
CD2357-40Q	Fortify Assura™ DR	21,000	2.53%	3	0.01%	1	<0.01%	0	0.00%	1	<0.01%	0	0.00%	0	0.00%	10	0.05%	0	0.00%	15	0.07%
CD2357-40C	Fortify Assura™ DR	10,699	2.91%	3	0.03%	0	0.00%	0	0.00%	0	0.00%	0	0.00%	0	0.00%	4	0.04%	0	0.00%	7	0.07%
CD2311-36Q	Ellipse™ DR	5,914	7.49%	3	0.05%	0	0.00%	0	0.00%	43	0.73%	1	0.02%	2	0.03%	0	0.00%	1	0.02%	50	0.85%
CD2311-36	Ellipse™ DR	3,757	7.61%	4	0.11%	0	0.00%	0	0.00%	20	0.53%	0	0.00%	4	0.11%	0	0.00%	3	0.08%	31	0.83%
CD2257-40Q	Fortify Assura™ DR	6,784	5.98%	5	0.07%	0	0.00%	0	0.00%	0	0.00%	0	0.00%	0	0.00%	8	0.12%	3	0.04%	16	0.24%
CD2257-40	Fortify Assura™ DR	4,237	6.63%	1	0.02%	0	0.00%	0	0.00%	1	0.02%	0	0.00%	0	0.00%	4	0.09%	0	0.00%	6	0.14%
CD2231-40Q	Fortify™ DR	27,992	7.23%	6	0.02%	2	<0.01%	20	0.07%	4	0.01%	1	<0.01%	0	0.00%	102	0.36%	11	0.04%	146	0.52%
CD2231-40	Fortify™ DR	13,506	8.29%	6	0.04%	1	<0.01%	3	0.02%	6	0.04%	0	0.00%	0	0.00%	38	0.28%	5	0.04%	59	0.44%
CD2211-36Q	Current™ + DR	15,033	7.04%	7	0.05%	1	<0.01%	8	0.05%	4	0.03%	1	<0.01%	0	0.00%	7	0.05%	9	0.06%	37	0.25%
CD2211-36	Current™ + DR	13,299	7.55%	3	0.02%	3	0.02%	7	0.05%	0	0.00%	1	<0.01%	0	0.00%	9	0.07%	9	0.07%	32	0.24%
2207-36	Current™ DR RF	33,051	16.38%	16	0.05%	11	0.03%	28	0.08%	12	0.04%	3	<0.01%	2	<0.01%	57	0.17%	43	0.13%	172	0.52%
V-268	Atlas™ II + DR	25,779	19.18%	15	0.06%	5	0.02%	19	0.07%	1	<0.01%	0	0.00%	0	0.00%	32	0.12%	19	0.07%	91	0.35%
V-243	Atlas™ + DR	34,105	18.79%	5	0.01%	3	<0.01%	25	0.07%	1	<0.01%	0	0.00%	0	0.00%	14	0.04%	30	0.09%	78	0.23%

Definitions of malfunction categories can be found on pages 6-7.

Worldwide Malfunction Summary

Models	Family	Worldwide Sales	Percent Returned for Analysis	Worldwide Malfunctions w/o Compromised Therapy																	
				Electrical Component		Electrical Interconnect		Battery		High Voltage Capacitor		Software/Firmware		Mechanical		Possible Early Battery Depletion		Other		Total	
				Qty.	Rate	Qty.	Rate	Qty.	Rate	Qty.	Rate	Qty.	Rate	Qty.	Rate	Qty.	Rate	Qty.	Rate	Qty.	Rate
CD2411-36Q	Ellipse™ DR	11,458	2.41%	2	0.02%	0	0.00%	0	0.00%	1	<0.01%	0	0.00%	0	0.00%	0	0.00%	2	0.02%	5	0.04%
CD2411-36C	Ellipse™ DR	6,673	2.64%	1	0.01%	0	0.00%	0	0.00%	1	0.01%	0	0.00%	0	0.00%	0	0.00%	0	0.00%	2	0.03%
CD2357-40Q	Fortify Assura™ DR	21,000	2.53%	4	0.02%	0	0.00%	0	0.00%	0	0.00%	0	0.00%	2	<0.01%	4	0.02%	2	<0.01%	12	0.06%
CD2357-40C	Fortify Assura™ DR	10,699	2.91%	0	0.00%	1	<0.01%	0	0.00%	0	0.00%	0	0.00%	1	<0.01%	1	<0.01%	0	0.00%	3	0.03%
CD2311-36Q	Ellipse™ DR	5,914	7.49%	3	0.05%	0	0.00%	0	0.00%	5	0.08%	0	0.00%	3	0.05%	0	0.00%	2	0.03%	13	0.22%
CD2311-36	Ellipse™ DR	3,757	7.61%	2	0.05%	0	0.00%	0	0.00%	4	0.11%	0	0.00%	3	0.08%	0	0.00%	0	0.00%	9	0.24%
CD2257-40Q	Fortify Assura™ DR	6,784	5.98%	1	0.01%	0	0.00%	0	0.00%	0	0.00%	1	0.01%	1	0.01%	4	0.06%	0	0.00%	7	0.10%
CD2257-40	Fortify Assura™ DR	4,237	6.63%	0	0.00%	0	0.00%	0	0.00%	0	0.00%	1	0.02%	0	0.00%	2	0.05%	1	0.02%	4	0.09%
CD2231-40Q	Fortify™ DR	27,992	7.23%	7	0.03%	2	<0.01%	14	0.05%	1	<0.01%	0	0.00%	0	0.00%	37	0.13%	4	0.01%	65	0.23%
CD2231-40	Fortify™ DR	13,506	8.29%	2	0.01%	0	0.00%	5	0.04%	0	0.00%	0	0.00%	2	0.01%	11	0.08%	3	0.02%	23	0.17%
CD2211-36Q	Current™ + DR	15,033	7.04%	6	0.04%	0	0.00%	9	0.06%	0	0.00%	4	0.03%	2	0.01%	5	0.03%	4	0.03%	30	0.20%
CD2211-36	Current™ + DR	13,299	7.55%	1	<0.01%	0	0.00%	4	0.03%	0	0.00%	9	0.07%	1	<0.01%	4	0.03%	1	<0.01%	20	0.15%
2207-36	Current™ DR RF	33,051	16.38%	18	0.05%	5	0.02%	14	0.04%	4	0.01%	51	0.15%	20	0.06%	24	0.07%	10	0.03%	146	0.44%
V-268	Atlas™ II + DR	25,779	19.18%	7	0.03%	0	0.00%	8	0.03%	1	<0.01%	0	0.00%	2	<0.01%	9	0.03%	6	0.02%	33	0.13%
V-243	Atlas™ + DR	34,105	18.79%	6	0.02%	0	0.00%	6	0.02%	0	0.00%	0	0.00%	8	0.02%	6	0.02%	4	0.01%	30	0.09%

Definitions of malfunction categories can be found on pages 6-7.

Actively Monitored Study Data Summary

Qualifying Complications

Models	Number of Devices Enrolled	Active Devices Enrolled	Cumulative Months of Follow-Up	Inappropriate Shock		Loss of Telemetry		Pericardial Effusion		Premature Battery Depletion		Skin Erosion		Total	
				Qty.	Rate	Qty.	Rate	Qty.	Rate	Qty.	Rate	Qty.	Rate	Qty.	Rate
CD2231-40Q	390	204	19,996	0	0.00%	0	0.00%	0	0.00%	3	0.77%	0	0.00%	3	0.77%
CD2231-40	177	74	7,327	0	0.00%	0	0.00%	0	0.00%	1	0.56%	0	0.00%	1	0.56%
CD2211-36Q	835	401	48,016	0	0.00%	0	0.00%	0	0.00%	3	0.36%	1	0.12%	4	0.48%
CD2211-36	122	44	6,141	1	0.82%	0	0.00%	0	0.00%	1	0.82%	0	0.00%	2	1.64%
2207-36	630	132	32,509	1	0.16%	0	0.00%	0	0.00%	0	0.00%	0	0.00%	1	0.16%

Malfunctions

Models	Family	Number of Devices Enrolled	Percent Returned for Analysis	Malfunctions w/ Compromised Therapy																	
				Electrical Component		Electrical Interconnect		Battery		High Voltage Capacitor		Software/Firmware		Mechanical		Possible Early Battery Depletion		Other		Total	
				Qty.	Rate	Qty.	Rate	Qty.	Rate	Qty.	Rate	Qty.	Rate	Qty.	Rate	Qty.	Rate	Qty.	Rate	Qty.	Rate
CD2231-40Q	Fortify™ DR	390	9.20%	0	0.00%	0	0.00%	1	0.26%	0	0.00%	0	0.00%	0	0.00%	2	0.51%	1	0.26%	4	1.03%
CD2231-40	Fortify™ DR	177	9.60%	0	0.00%	0	0.00%	0	0.00%	0	0.00%	0	0.00%	0	0.00%	0	0.00%	0	0.00%	0	0.00%
CD2211-36Q	Current™ + DR	835	12.10%	0	0.00%	0	0.00%	1	0.12%	0	0.00%	0	0.00%	0	0.00%	0	0.00%	0	0.00%	1	0.12%
CD2211-36	Current™ + DR	122	14.80%	0	0.00%	0	0.00%	0	0.00%	0	0.00%	0	0.00%	0	0.00%	0	0.00%	1	0.82%	1	0.82%
2207-36	Current™ DR RF	630	28.40%	0	0.00%	0	0.00%	0	0.00%	0	0.00%	0	0.00%	0	0.00%	1	0.16%	0	0.00%	1	0.16%

Models	Family	Number of Devices Enrolled	Percent Returned for Analysis	Malfunctions w/o Compromised Therapy																	
				Electrical Component		Electrical Interconnect		Battery		High Voltage Capacitor		Software/Firmware		Mechanical		Possible Early Battery Depletion		Other		Total	
				Qty.	Rate	Qty.	Rate	Qty.	Rate	Qty.	Rate	Qty.	Rate	Qty.	Rate	Qty.	Rate	Qty.	Rate	Qty.	Rate
CD2231-40Q	Fortify™ DR	390	9.20%	0	0.00%	0	0.00%	0	0.00%	0	0.00%	0	0.00%	0	0.00%	2	0.51%	0	0.00%	2	0.51%
CD2231-40	Fortify™ DR	177	9.60%	0	0.00%	0	0.00%	0	0.00%	0	0.00%	0	0.00%	0	0.00%	0	0.00%	0	0.00%	0	0.00%
CD2211-36Q	Current™ + DR	835	12.10%	1	0.12%	0	0.00%	2	0.24%	0	0.00%	1	0.12%	0	0.00%	1	0.12%	1	0.12%	6	0.72%
CD2211-36	Current™ + DR	122	14.80%	0	0.00%	0	0.00%	0	0.00%	0	0.00%	0	0.00%	0	0.00%	0	0.00%	1	0.82%	1	0.82%
2207-36	Current™ DR RF	630	28.40%	0	0.00%	0	0.00%	0	0.00%	0	0.00%	2	0.32%	0	0.00%	1	0.16%	0	0.00%	3	0.48%

A list of complications can be found on [page 15](#).

Definitions of malfunction categories can be found on [pages 6-7](#).

# IMPLANTABLE CARDIOVERTER DEFIBRILLATOR (ICD) DEVICES

Single-Chamber

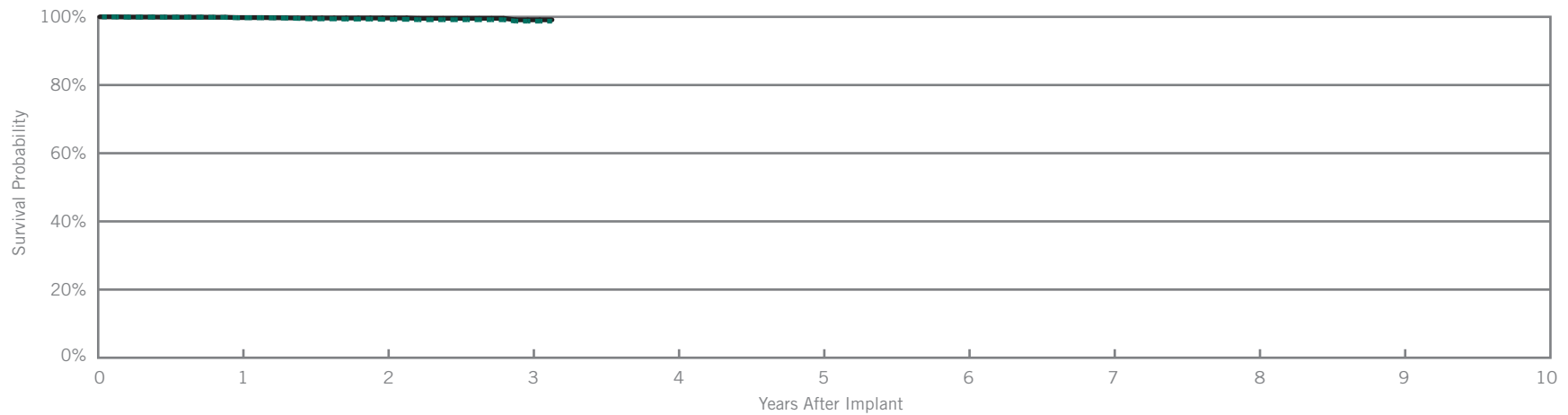
Ellipse™ VR

Model CD1411-36Q\*

US Regulatory Approval	June 2013
Registered US Implants	9,407
Estimated Active US Implants	7,774
Estimated Longevity	(see table on page 151)
Normal Battery Depletion	7
Max. Delivered Energy	36 joules
Number of US Advisories (see pg. 310)	One

Customer Reported Performance Data

	Malfunctions w/ Compromised Therapy		Malfunctions w/o Compromised Therapy	
	Qty	Rate	Qty	Rate
Electrical Component	2	0.02%	0	0.00%
Electrical Interconnect	0	0.00%	0	0.00%
Battery	0	0.00%	0	0.00%
High Voltage Capacitor	6	0.06%	1	0.01%
Software/Firmware	0	0.00%	1	0.01%
Mechanical	0	0.00%	1	0.01%
Possible Early Battery Depletion	0	0.00%	0	0.00%
Other	0	0.00%	0	0.00%
<b>Total</b>	<b>8</b>	<b>0.09%</b>	<b>3</b>	<b>0.03%</b>



Including Normal Battery Depletion

Year	1	2	3	at 38 months					
Survival Probability	99.74%	99.27%	98.74%	98.74%					
± 1 standard error	0.05%	0.12%	0.33%	0.33%					
Sample Size	7,480	3,970	1,350	220					

Excluding Normal Battery Depletion

Year	1	2	3	at 38 months					
Survival Probability	99.79%	99.66%	99.13%	99.13%					
± 1 standard error	0.04%	0.08%	0.32%	0.32%					

\*DF4-LLHH connector type.

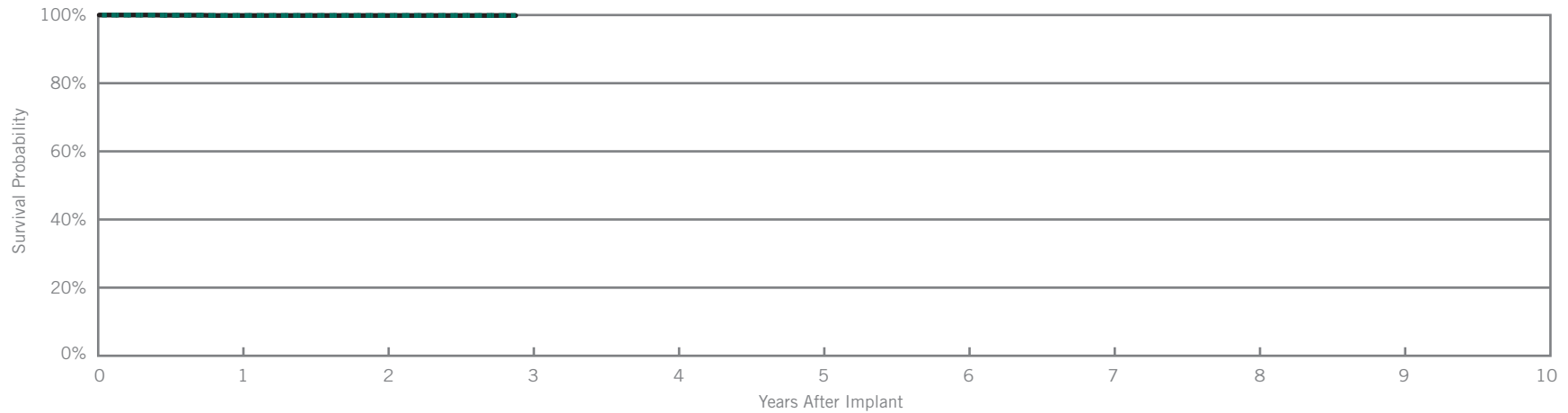
Ellipse™ VR

Model CD1411-36C\*

Customer Reported Performance Data

US Regulatory Approval	June 2013
Registered US Implants	3,943
Estimated Active US Implants	3,226
Estimated Longevity	(see table on page 151)
Normal Battery Depletion	0
Max. Delivered Energy	36 joules
Number of US Advisories (see pg. 310)	One

	Malfunctions w/ Compromised Therapy		Malfunctions w/o Compromised Therapy	
	Qty	Rate	Qty	Rate
Electrical Component	0	0.00%	1	0.03%
Electrical Interconnect	0	0.00%	0	0.00%
Battery	0	0.00%	0	0.00%
High Voltage Capacitor	0	0.00%	1	0.03%
Software/Firmware	0	0.00%	0	0.00%
Mechanical	0	0.00%	0	0.00%
Possible Early Battery Depletion	0	0.00%	0	0.00%
Other	0	0.00%	0	0.00%
<b>Total</b>	<b>0</b>	<b>0.00%</b>	<b>2</b>	<b>0.05%</b>



Including Normal Battery Depletion

Year	1	2	at 35 months						
Survival Probability	99.86%	99.86%	99.86%						
± 1 standard error	0.07%	0.07%	0.07%						
Sample Size	3,190	1,710	220						

Excluding Normal Battery Depletion

Year	1	2	at 35 months						
Survival Probability	99.86%	99.86%	99.86%						
± 1 standard error	0.07%	0.07%	0.07%						

\*Parylene coating.

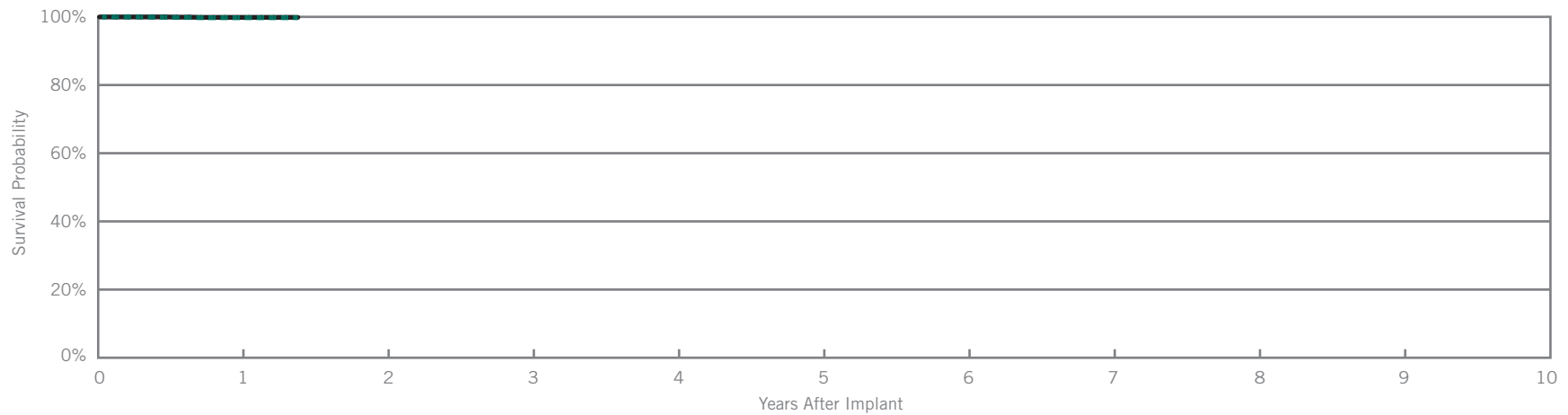
Fortify Assura™ VR

Model CD1357-40Q\* (Non-Advisory Population)

US Regulatory Approval	June 2013
Registered US Implants	6,523
Estimated Active US Implants	5,946
Estimated Longevity	(see table on page 151)
Normal Battery Depletion	3
Max. Delivered Energy	40 joules
Number of US Advisories	None for this population

Customer Reported Performance Data

	Malfunctions w/ Compromised Therapy		Malfunctions w/o Compromised Therapy	
	Qty	Rate	Qty	Rate
Electrical Component	0	0.00%	0	0.00%
Electrical Interconnect	0	0.00%	0	0.00%
Battery	0	0.00%	0	0.00%
High Voltage Capacitor	0	0.00%	0	0.00%
Software/Firmware	0	0.00%	1	0.02%
Mechanical	0	0.00%	1	0.02%
Possible Early Battery Depletion	0	0.00%	0	0.00%
Other	1	0.02%	0	0.00%
<b>Total</b>	<b>1</b>	<b>0.02%</b>	<b>2</b>	<b>0.03%</b>



Including Normal Battery Depletion

Year	1	at 17 months							
Survival Probability	99.75%	99.75%							
± 1 standard error	0.08%	0.08%							
Sample Size	4,090	390							

Excluding Normal Battery Depletion

Year	1	at 17 months							
Survival Probability	99.85%	99.85%							
± 1 standard error	0.07%	0.07%							

\*DF4-LLHH connector type.



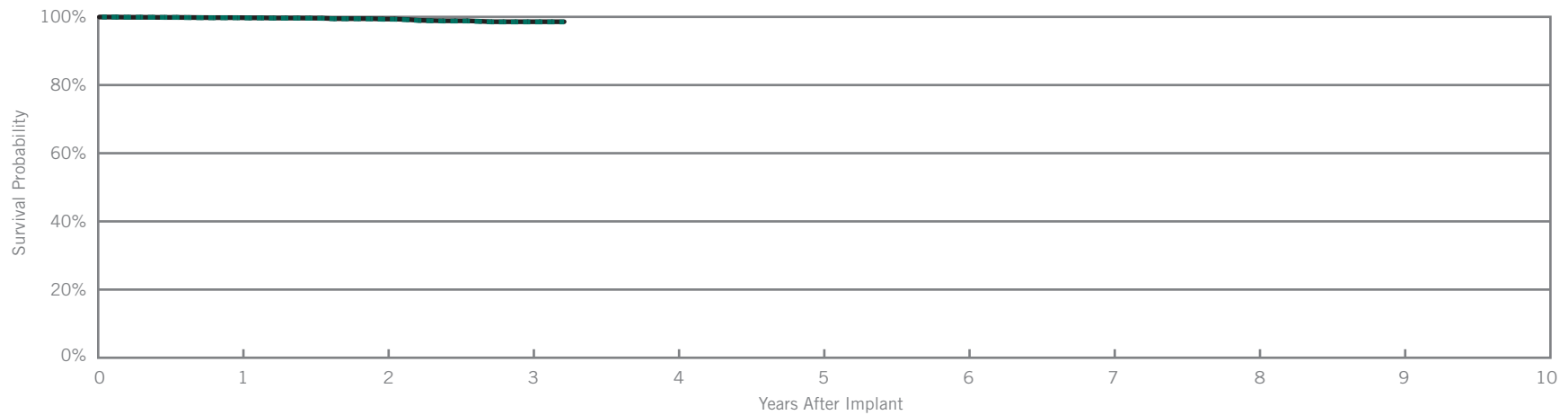
Fortify Assura™ VR

Model CD1357-40Q\* (Advisory Population)

US Regulatory Approval	June 2013
Registered US Implants	10,200
Estimated Active US Implants	7,829
Estimated Longevity	(see table on page 151)
Normal Battery Depletion	2
Max. Delivered Energy	40 joules
Number of US Advisories (see pg. 309)	One

Customer Reported Performance Data

	Malfunctions w/ Compromised Therapy		Malfunctions w/o Compromised Therapy	
	Qty	Rate	Qty	Rate
Electrical Component	3	0.03%	6	0.06%
Electrical Interconnect	1	<0.01%	0	0.00%
Battery	0	0.00%	0	0.00%
High Voltage Capacitor	1	<0.01%	0	0.00%
Software/Firmware	0	0.00%	0	0.00%
Mechanical	0	0.00%	0	0.00%
Possible Early Battery Depletion	10	0.10%	5	0.05%
Other	2	0.02%	2	0.02%
<b>Total</b>	<b>17</b>	<b>0.17%</b>	<b>13</b>	<b>0.13%</b>



Including Normal Battery Depletion

Year	1	2	3	at 39 months					
Survival Probability	99.74%	99.29%	98.50%	98.50%					
± 1 standard error	0.05%	0.09%	0.21%	0.21%					
Sample Size	9,370	6,430	2,390	220					

Excluding Normal Battery Depletion

Year	1	2	3	at 39 months					
Survival Probability	99.77%	99.36%	98.57%	98.57%					
± 1 standard error	0.05%	0.08%	0.21%	0.21%					

\*DF4-LLHH connector type.

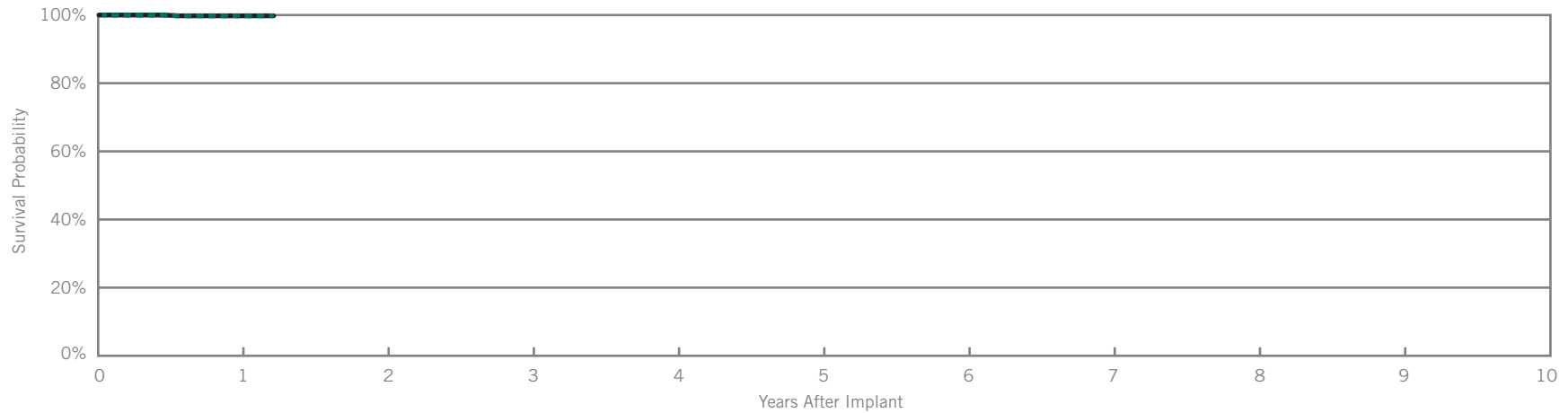
Fortify Assura™ VR

Model CD1357-40C\* (Non-Advisory Population)

US Regulatory Approval	June 2013
Registered US Implants	1,631
Estimated Active US Implants	1,478
Estimated Longevity	(see table on page 151)
Normal Battery Depletion	0
Max. Delivered Energy	40 joules
Number of US Advisories	None for this population

Customer Reported Performance Data

	Malfunctions w/ Compromised Therapy		Malfunctions w/o Compromised Therapy	
	Qty	Rate	Qty	Rate
Electrical Component	0	0.00%	0	0.00%
Electrical Interconnect	0	0.00%	0	0.00%
Battery	0	0.00%	0	0.00%
High Voltage Capacitor	0	0.00%	0	0.00%
Software/Firmware	0	0.00%	0	0.00%
Mechanical	0	0.00%	1	0.06%
Possible Early Battery Depletion	0	0.00%	0	0.00%
Other	0	0.00%	0	0.00%
<b>Total</b>	<b>0</b>	<b>0.00%</b>	<b>1</b>	<b>0.06%</b>



Including Normal Battery Depletion

Year	1	at 15 months							
Survival Probability	99.78%	99.78%							
± 1 standard error	0.16%	0.16%							
Sample Size	1,020	240							

Excluding Normal Battery Depletion

Year	1	at 15 months							
Survival Probability	99.78%	99.78%							
± 1 standard error	0.16%	0.16%							

\*Parylene coating.

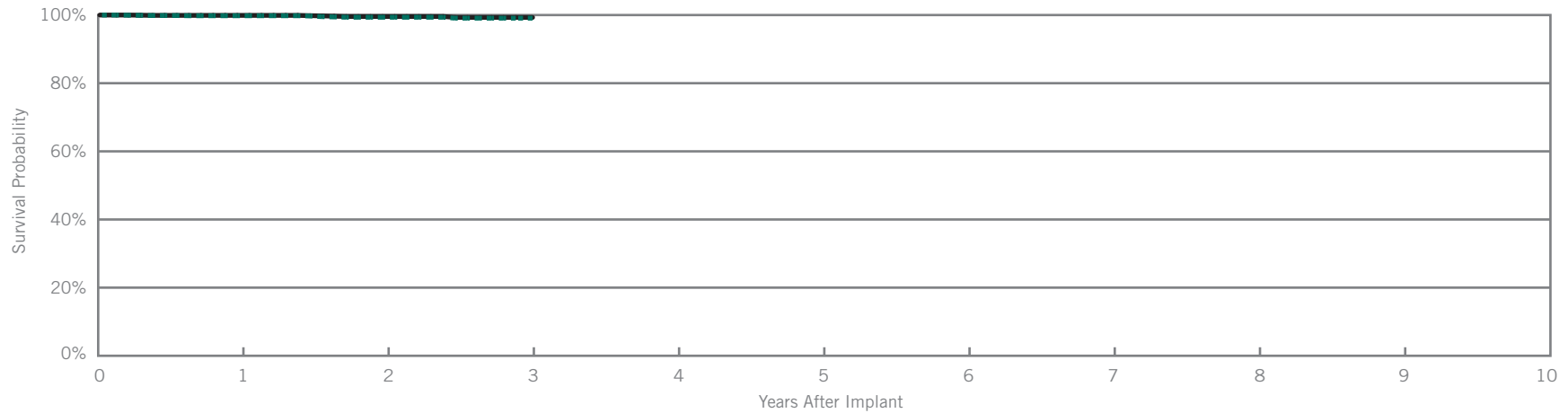
Fortify Assura™ VR

Model CD1357-40C\* (Advisory Population)

US Regulatory Approval	June 2013
Registered US Implants	4,119
Estimated Active US Implants	3,209
Estimated Longevity	(see table on page 151)
Normal Battery Depletion	3
Max. Delivered Energy	40 joules
Number of US Advisories (see pg. 309)	One

Customer Reported Performance Data

	Malfunctions w/ Compromised Therapy		Malfunctions w/o Compromised Therapy	
	Qty	Rate	Qty	Rate
Electrical Component	3	0.07%	0	0.00%
Electrical Interconnect	0	0.00%	0	0.00%
Battery	0	0.00%	0	0.00%
High Voltage Capacitor	0	0.00%	0	0.00%
Software/Firmware	0	0.00%	0	0.00%
Mechanical	1	0.02%	0	0.00%
Possible Early Battery Depletion	1	0.02%	2	0.05%
Other	0	0.00%	0	0.00%
<b>Total</b>	<b>5</b>	<b>0.12%</b>	<b>2</b>	<b>0.05%</b>



Including Normal Battery Depletion

Year	1	2	3						
Survival Probability	99.79%	99.35%	99.08%						
± 1 standard error	0.07%	0.15%	0.24%						
Sample Size	3,730	2,440	240						

Excluding Normal Battery Depletion

Year	1	2	3						
Survival Probability	99.90%	99.57%	99.30%						
± 1 standard error	0.05%	0.13%	0.23%						

\*Parylene coating.

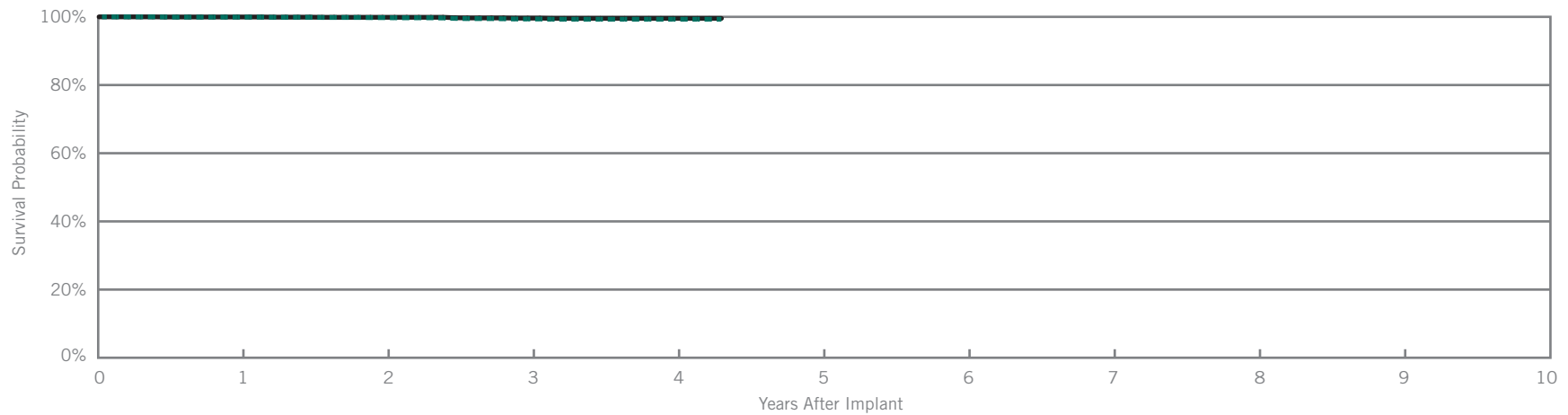
Fortify Assura™ VR

Model CD1257-40Q\* (Advisory Population)

US Regulatory Approval	May 2012
Registered US Implants	5,068
Estimated Active US Implants	3,374
Estimated Longevity	(see table on page 151)
Normal Battery Depletion	5
Max. Delivered Energy	40 joules
Number of US Advisories (see pg. 309)	One

Customer Reported Performance Data

	Malfunctions w/ Compromised Therapy		Malfunctions w/o Compromised Therapy	
	Qty	Rate	Qty	Rate
Electrical Component	0	0.00%	0	0.00%
Electrical Interconnect	1	0.02%	0	0.00%
Battery	0	0.00%	0	0.00%
High Voltage Capacitor	0	0.00%	0	0.00%
Software/Firmware	0	0.00%	0	0.00%
Mechanical	0	0.00%	0	0.00%
Possible Early Battery Depletion	3	0.06%	3	0.06%
Other	1	0.02%	0	0.00%
<b>Total</b>	<b>5</b>	<b>0.10%</b>	<b>3</b>	<b>0.06%</b>



Including Normal Battery Depletion

Year	1	2	3	4	at 52 months				
Survival Probability	99.92%	99.77%	99.37%	99.30%	99.30%				
± 1 standard error	0.04%	0.07%	0.13%	0.14%	0.14%				
Sample Size	4,800	4,260	3,570	1,850	220				

Excluding Normal Battery Depletion

Year	1	2	3	4	at 52 months				
Survival Probability	99.96%	99.87%	99.62%	99.55%	99.55%				
± 1 standard error	0.03%	0.05%	0.10%	0.11%	0.11%				

\*DF4-LLHH connector type.

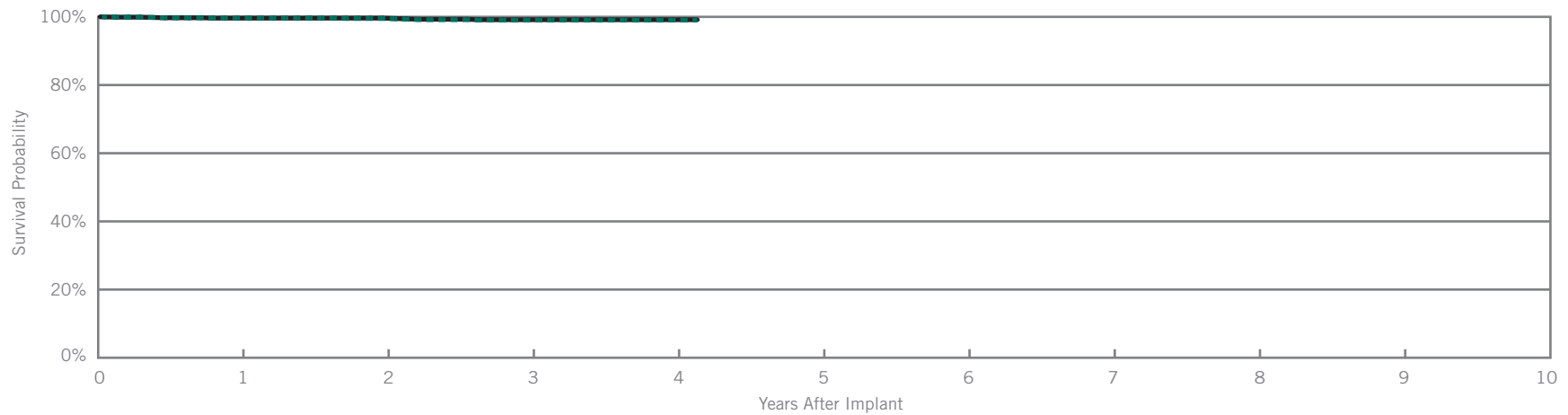
Fortify Assura™ VR

Model CD1257-40 (Advisory Population)

US Regulatory Approval	May 2012
Registered US Implants	2,288
Estimated Active US Implants	1,515
Estimated Longevity	(see table on page 151)
Normal Battery Depletion	1
Max. Delivered Energy	40 joules
Number of US Advisories (see pg. 309)	One

Customer Reported Performance Data

	Malfunctions w/ Compromised Therapy		Malfunctions w/o Compromised Therapy	
	Qty	Rate	Qty	Rate
Electrical Component	1	0.04%	0	0.00%
Electrical Interconnect	2	0.09%	0	0.00%
Battery	1	0.04%	1	0.04%
High Voltage Capacitor	0	0.00%	0	0.00%
Software/Firmware	0	0.00%	0	0.00%
Mechanical	0	0.00%	0	0.00%
Possible Early Battery Depletion	1	0.04%	0	0.00%
Other	1	0.04%	1	0.04%
<b>Total</b>	<b>6</b>	<b>0.26%</b>	<b>2</b>	<b>0.09%</b>



Including Normal Battery Depletion

Year	1	2	3	4	at 50 months				
Survival Probability	99.63%	99.52%	99.05%	99.05%	99.05%				
± 1 standard error	0.13%	0.15%	0.22%	0.22%	0.22%				
Sample Size	2,160	1,910	1,530	790	250				

Excluding Normal Battery Depletion

Year	1	2	3	4	at 50 months				
Survival Probability	99.63%	99.63%	99.16%	99.16%	99.16%				
± 1 standard error	0.13%	0.13%	0.21%	0.21%	0.21%				

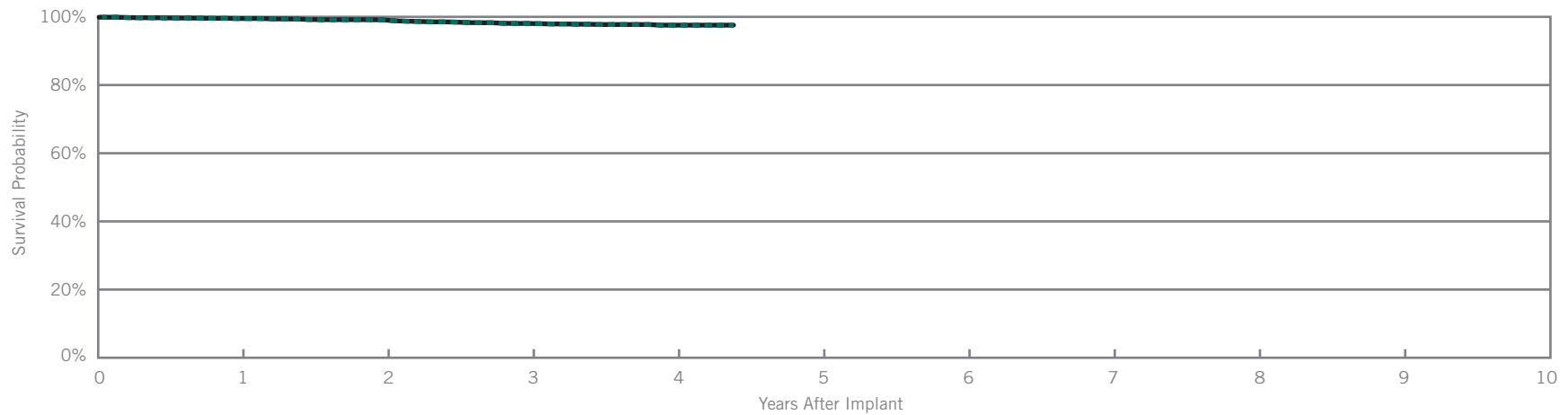
Ellipse™ VR

Model CD1311-36Q\*

US Regulatory Approval	May 2012
Registered US Implants	4,740
Estimated Active US Implants	3,144
Estimated Longevity	(see table on page 151)
Normal Battery Depletion	0
Max. Delivered Energy	36 joules
Number of US Advisories (see pg. 310)	One

Customer Reported Performance Data

	Malfunctions w/ Compromised Therapy		Malfunctions w/o Compromised Therapy	
	Qty	Rate	Qty	Rate
Electrical Component	1	0.02%	1	0.02%
Electrical Interconnect	0	0.00%	0	0.00%
Battery	0	0.00%	0	0.00%
High Voltage Capacitor	28	0.59%	3	0.06%
Software/Firmware	1	0.02%	0	0.00%
Mechanical	1	0.02%	0	0.00%
Possible Early Battery Depletion	0	0.00%	0	0.00%
Other	1	0.02%	2	0.04%
<b>Total</b>	<b>32</b>	<b>0.68%</b>	<b>6</b>	<b>0.13%</b>



Including Normal Battery Depletion

Year	1	2	3	4	at 53 months				
Survival Probability	99.51%	99.11%	98.06%	97.56%	97.56%				
± 1 standard error	0.10%	0.14%	0.22%	0.28%	0.28%				
Sample Size	4,460	3,970	3,340	1,880	290				

Excluding Normal Battery Depletion

Year	1	2	3	4	at 53 months				
Survival Probability	99.51%	99.11%	98.06%	97.56%	97.56%				
± 1 standard error	0.10%	0.14%	0.22%	0.28%	0.28%				

\*DF4-LLHH connector type.

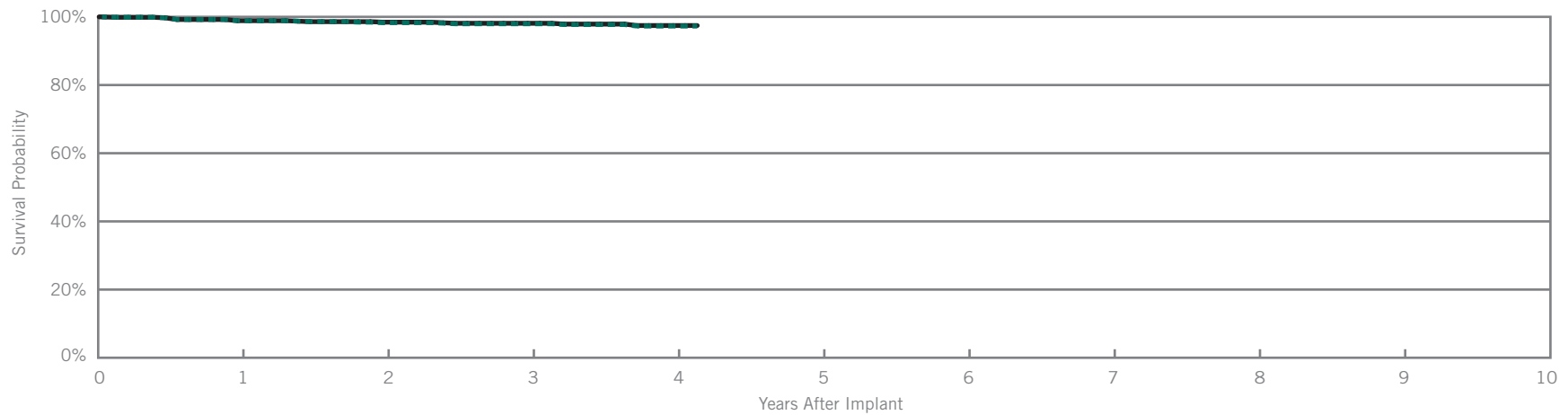
Ellipse™ VR

Model CD1311-36

US Regulatory Approval	May 2012
Registered US Implants	1,620
Estimated Active US Implants	1,093
Estimated Longevity	(see table on page 151)
Normal Battery Depletion	1
Max. Delivered Energy	36 joules
Number of US Advisories (see pg. 310)	One

Customer Reported Performance Data

	Malfunctions w/ Compromised Therapy		Malfunctions w/o Compromised Therapy	
	Qty	Rate	Qty	Rate
Electrical Component	2	0.12%	0	0.00%
Electrical Interconnect	1	0.06%	0	0.00%
Battery	0	0.00%	0	0.00%
High Voltage Capacitor	5	0.31%	2	0.12%
Software/Firmware	0	0.00%	1	0.06%
Mechanical	2	0.12%	1	0.06%
Possible Early Battery Depletion	0	0.00%	0	0.00%
Other	0	0.00%	0	0.00%
<b>Total</b>	<b>10</b>	<b>0.62%</b>	<b>4</b>	<b>0.25%</b>



Including Normal Battery Depletion

Year	1	2	3	4	at 50 months				
Survival Probability	98.88%	98.29%	97.96%	97.30%	97.30%				
± 1 standard error	0.22%	0.32%	0.38%	0.51%	0.51%				
Sample Size	1,530	1,360	1,120	620	220				

Excluding Normal Battery Depletion

Year	1	2	3	4	at 50 months				
Survival Probability	98.88%	98.44%	98.11%	97.45%	97.45%				
± 1 standard error	0.22%	0.31%	0.36%	0.49%	0.49%				

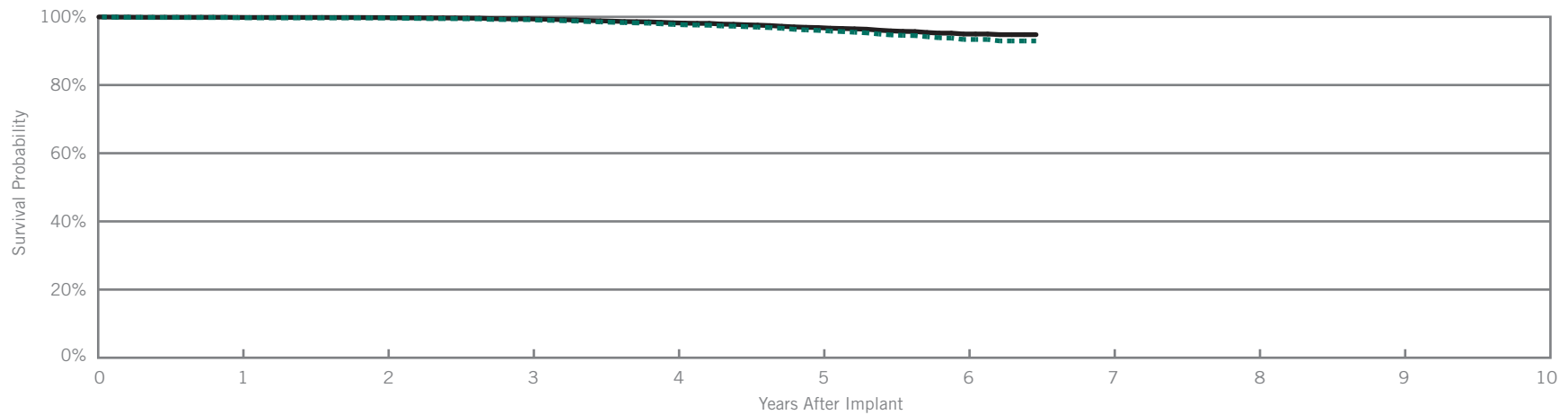
Fortify™ VR

Model CD1231-40Q\* (Advisory Population)

US Regulatory Approval	May 2010
Registered US Implants	16,158
Estimated Active US Implants	8,628
Estimated Longevity	(see table on page 151)
Normal Battery Depletion	45
Max. Delivered Energy	40 joules
Number of US Advisories (see pg. 309)	One

Customer Reported Performance Data

	Malfunctions w/ Compromised Therapy		Malfunctions w/o Compromised Therapy	
	Qty	Rate	Qty	Rate
Electrical Component	7	0.04%	3	0.02%
Electrical Interconnect	2	0.01%	0	0.00%
Battery	10	0.06%	9	0.06%
High Voltage Capacitor	1	<0.01%	0	0.00%
Software/Firmware	0	0.00%	0	0.00%
Mechanical	0	0.00%	0	0.00%
Possible Early Battery Depletion	81	0.50%	33	0.20%
Other	6	0.04%	2	0.01%
<b>Total</b>	<b>107</b>	<b>0.66%</b>	<b>47</b>	<b>0.29%</b>



Including Normal Battery Depletion

Year	1	2	3	4	5	6	at 78 months
Survival Probability	99.75%	99.67%	99.18%	97.78%	96.03%	93.37%	92.93%
± 1 standard error	0.04%	0.05%	0.08%	0.13%	0.20%	0.31%	0.39%
Sample Size	15,100	13,270	11,840	10,330	7,600	3,710	400

Excluding Normal Battery Depletion

Year	1	2	3	4	5	6	at 78 months
Survival Probability	99.84%	99.79%	99.41%	98.25%	96.85%	94.96%	94.78%
± 1 standard error	0.03%	0.04%	0.07%	0.12%	0.18%	0.27%	0.32%

\*DF4-LLHH connector type.



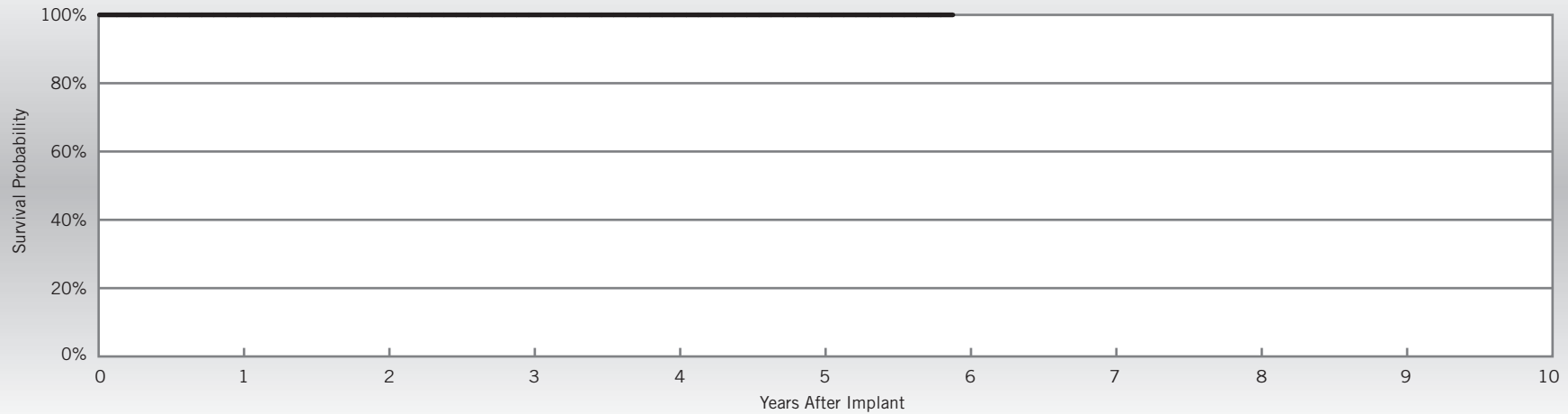
Actively Monitored Study Data

Fortify™ VR  
Model CD1231-40Q\*

US Regulatory Approval	May 2010
Number of Devices Enrolled in Study	159
Active Devices Enrolled in Study	98
Cumulative Months of Follow-up	8,681
Estimated Longevity	(see table on page 151)
Max. Delivered Energy	40 joules

Qualifying Complications
None Reported

	Malfunctions w/ Compromised Therapy		Malfunctions w/o Compromised Therapy	
	Qty	Rate	Qty	Rate
Electrical Component	0	0.00%	0	0.00%
Electrical Interconnect	0	0.00%	0	0.00%
Battery	0	0.00%	0	0.00%
High Voltage Capacitor	0	0.00%	0	0.00%
Software/Firmware	0	0.00%	0	0.00%
Mechanical	0	0.00%	0	0.00%
Possible Early Battery Depletion	1	0.63%	1	0.63%
Other	0	0.00%	0	0.00%
<b>Total</b>	<b>1</b>	<b>0.63%</b>	<b>1</b>	<b>0.63%</b>



Year	1	2	3	4	5	at 71 months			
Survival Probability	100.00%	100.00%	100.00%	100.00%	100.00%	100.00%			
± 1 standard error	0.00%	0.00%	0.00%	0.00%	0.00%	0.00%			
Sample Size	160	150	130	110	100	50			

\*DF4-LLHH connector type.

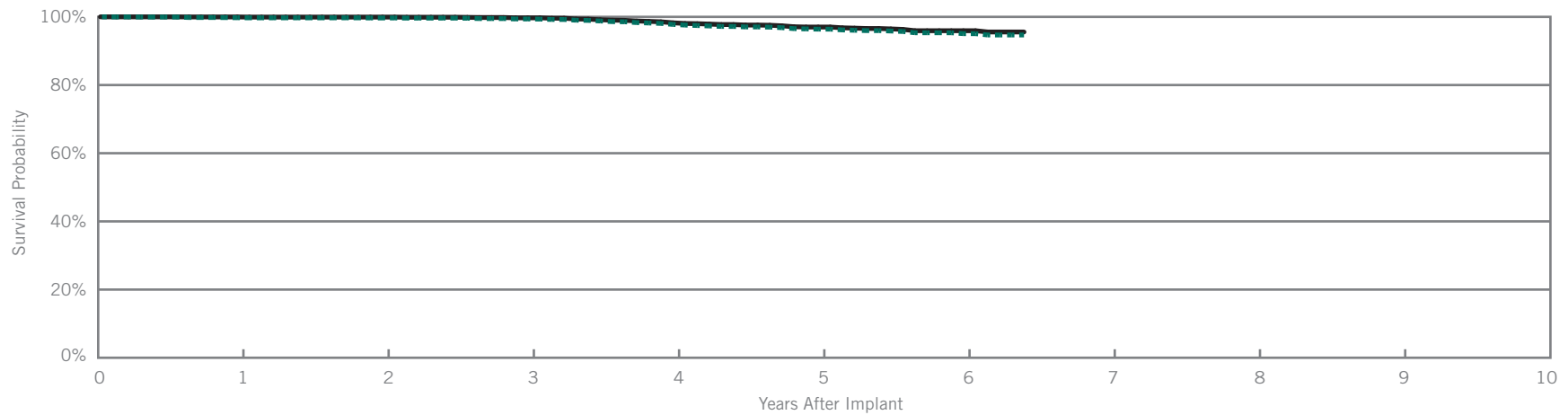
Fortify™ VR

Model CD1231-40 (Advisory Population)

US Regulatory Approval	May 2010
Registered US Implants	6,774
Estimated Active US Implants	3,575
Estimated Longevity	(see table on page 151)
Normal Battery Depletion	14
Max. Delivered Energy	40 joules
Number of US Advisories (see pg. 309)	One

Customer Reported Performance Data

	Malfunctions w/ Compromised Therapy		Malfunctions w/o Compromised Therapy	
	Qty	Rate	Qty	Rate
Electrical Component	2	0.03%	3	0.04%
Electrical Interconnect	0	0.00%	0	0.00%
Battery	3	0.04%	0	0.00%
High Voltage Capacitor	6	0.09%	0	0.00%
Software/Firmware	0	0.00%	0	0.00%
Mechanical	0	0.00%	1	0.01%
Possible Early Battery Depletion	24	0.35%	13	0.19%
Other	3	0.04%	3	0.04%
<b>Total</b>	<b>38</b>	<b>0.56%</b>	<b>20</b>	<b>0.30%</b>



Including Normal Battery Depletion

Year	1	2	3	4	5	6	at 77 months		
Survival Probability	99.74%	99.67%	99.38%	97.78%	96.39%	95.06%	94.68%		
± 1 standard error	0.06%	0.07%	0.11%	0.20%	0.29%	0.39%	0.50%		
Sample Size	6,330	5,550	4,920	4,280	3,160	1,520	240		

Excluding Normal Battery Depletion

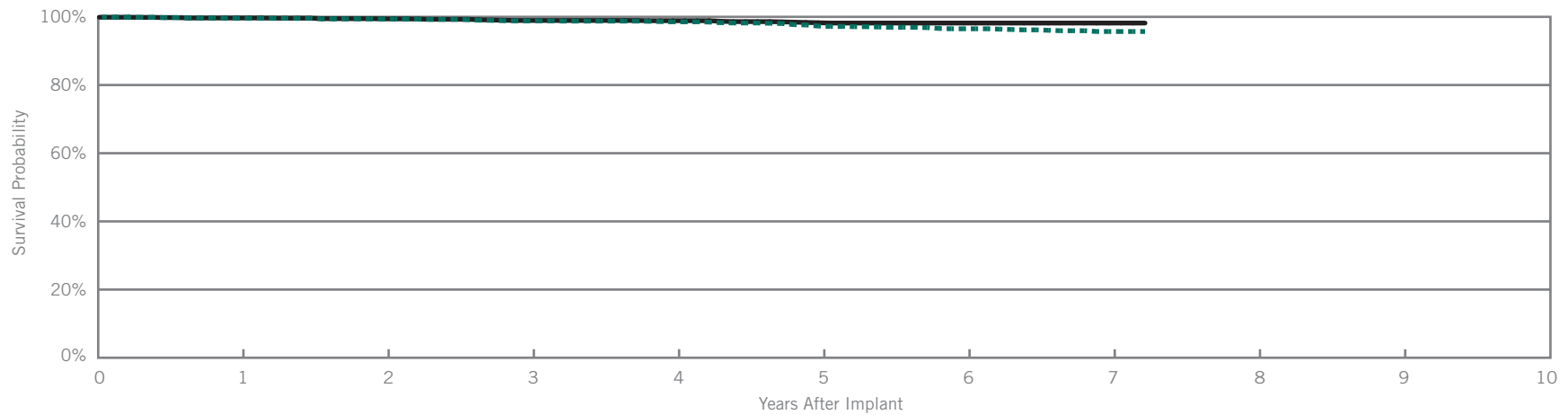
Year	1	2	3	4	5	6	at 77 months		
Survival Probability	99.97%	99.93%	99.71%	98.25%	97.01%	95.93%	95.56%		
± 1 standard error	0.02%	0.03%	0.08%	0.18%	0.27%	0.37%	0.46%		

Current™ + VR  
Model CD1211-36Q\*

Customer Reported Performance Data

US Regulatory Approval	February 2009
Registered US Implants	4,432
Estimated Active US Implants	2,054
Estimated Longevity	(see table on page 151)
Normal Battery Depletion	24
Max. Delivered Energy	36 joules
Number of US Advisories	None

	Malfunctions w/ Compromised Therapy		Malfunctions w/o Compromised Therapy	
	Qty	Rate	Qty	Rate
Electrical Component	4	0.09%	3	0.07%
Electrical Interconnect	0	0.00%	0	0.00%
Battery	4	0.09%	3	0.07%
High Voltage Capacitor	1	0.02%	0	0.00%
Software/Firmware	0	0.00%	0	0.00%
Mechanical	0	0.00%	0	0.00%
Possible Early Battery Depletion	6	0.14%	1	0.02%
Other	2	0.05%	2	0.05%
<b>Total</b>	<b>17</b>	<b>0.38%</b>	<b>9</b>	<b>0.20%</b>



Including Normal Battery Depletion

Year	1	2	3	4	5	6	7	at 87 months		
Survival Probability	99.61%	99.36%	98.83%	98.54%	97.29%	96.50%	95.70%	95.70%		
$\pm 1$ standard error	0.09%	0.12%	0.18%	0.20%	0.28%	0.36%	0.43%	0.43%		
Sample Size	4,120	3,600	3,210	2,830	2,470	2,110	1,240	260		

Excluding Normal Battery Depletion

Year	1	2	3	4	5	6	7	at 87 months		
Survival Probability	99.67%	99.41%	98.94%	98.87%	98.27%	98.18%	98.18%	98.18%		
$\pm 1$ standard error	0.09%	0.12%	0.17%	0.18%	0.23%	0.24%	0.24%	0.24%		

\*DF4-LLHH connector type.

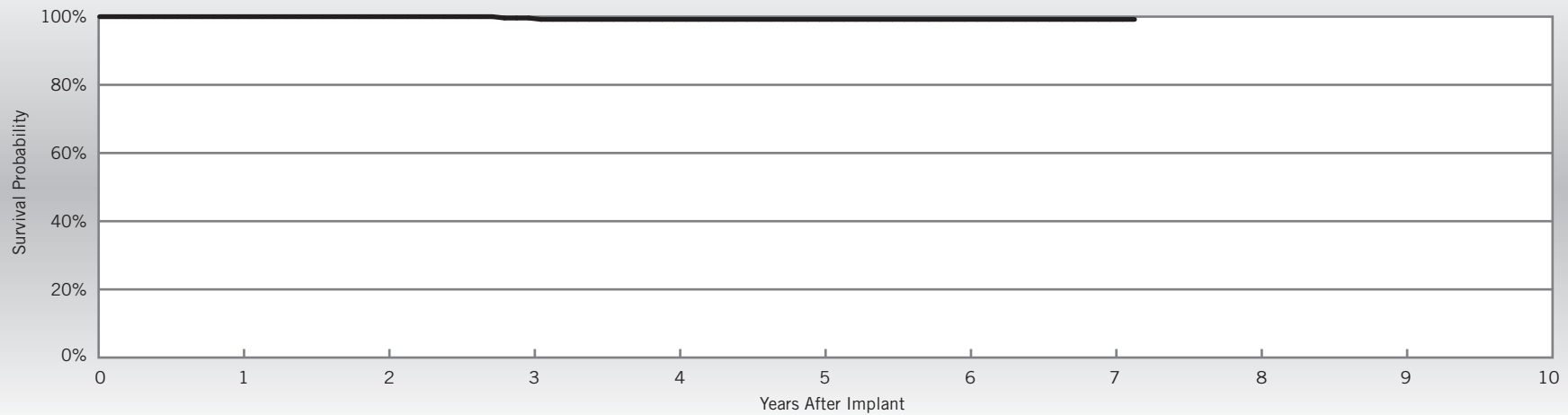
Actively Monitored Study Data

Current™ + VR  
Model CD1211-36Q\*

US Regulatory Approval	February 2009
Number of Devices Enrolled in Study	363
Active Devices Enrolled in Study	174
Cumulative Months of Follow-up	20,044
Estimated Longevity	(see table on page 151)
Max. Delivered Energy	36 joules

Qualifying Complications	Qty	Rate
Inappropriate Shock	1	0.28%
Premature Battery Depletion	1	0.28%

	Malfunctions w/ Compromised Therapy		Malfunctions w/o Compromised Therapy	
	Qty	Rate	Qty	Rate
Electrical Component	0	0.00%	0	0.00%
Electrical Interconnect	0	0.00%	0	0.00%
Battery	1	0.28%	0	0.00%
High Voltage Capacitor	0	0.00%	0	0.00%
Software/Firmware	0	0.00%	0	0.00%
Mechanical	0	0.00%	0	0.00%
Possible Early Battery Depletion	0	0.00%	0	0.00%
Other	0	0.00%	0	0.00%
<b>Total</b>	<b>1</b>	<b>0.28%</b>	<b>0</b>	<b>0.00%</b>



Year	1	2	3	4	5	6	7	at 86 months		
Survival Probability	100.00%	100.00%	99.60%	99.20%	99.20%	99.20%	99.20%	99.20%		
± 1 standard error	0.00%	0.00%	0.40%	0.57%	0.57%	0.57%	0.57%	0.57%		
Sample Size	350	310	260	230	200	180	120	50		

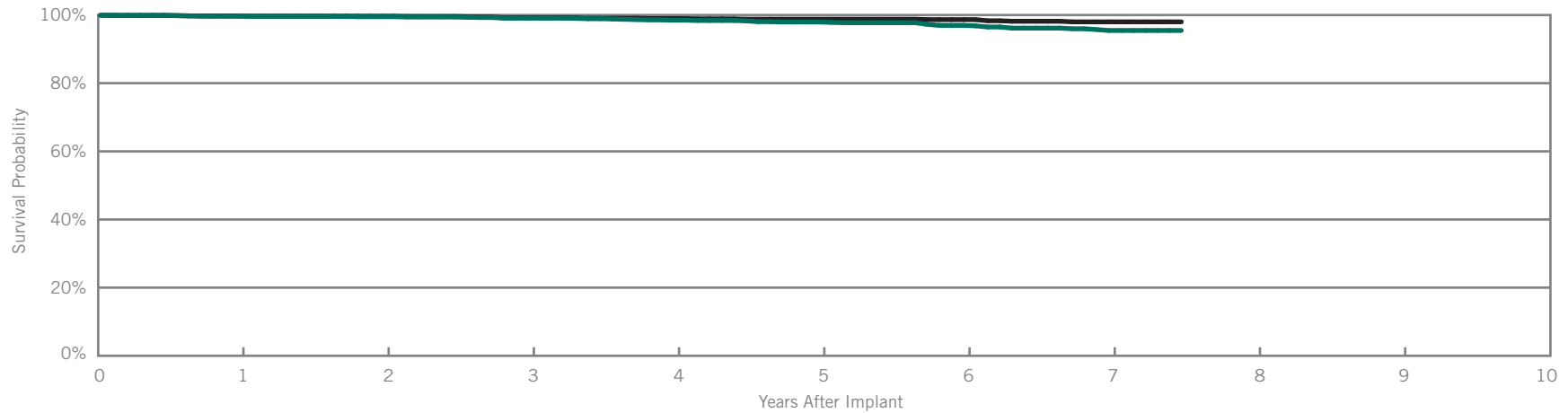
\*DF4-LLHH connector type.

Current™ + VR  
Model CD1211-36

Customer Reported Performance Data

US Regulatory Approval	February 2009
Registered US Implants	3,636
Estimated Active US Implants	1,636
Estimated Longevity	(see table on page 151)
Normal Battery Depletion	19
Max. Delivered Energy	36 joules
Number of US Advisories	None

	Malfunctions w/ Compromised Therapy		Malfunctions w/o Compromised Therapy	
	Qty	Rate	Qty	Rate
Electrical Component	3	0.08%	3	0.08%
Electrical Interconnect	2	0.06%	0	0.00%
Battery	4	0.11%	0	0.00%
High Voltage Capacitor	2	0.06%	0	0.00%
Software/Firmware	0	0.00%	0	0.00%
Mechanical	0	0.00%	0	0.00%
Possible Early Battery Depletion	4	0.11%	2	0.06%
Other	1	0.03%	0	0.00%
<b>Total</b>	<b>16</b>	<b>0.44%</b>	<b>5</b>	<b>0.14%</b>



Including Normal Battery Depletion

Year	1	2	3	4	5	6	7	at 90 months		
Survival Probability	99.71%	99.51%	99.09%	98.49%	97.96%	96.96%	95.47%	95.47%		
± 1 standard error	0.09%	0.12%	0.18%	0.23%	0.28%	0.37%	0.48%	0.52%		
Sample Size	3,390	2,980	2,650	2,350	2,040	1,690	1,090	220		

Excluding Normal Battery Depletion

Year	1	2	3	4	5	6	7	at 90 months		
Survival Probability	99.71%	99.64%	99.23%	98.97%	98.78%	98.66%	98.00%	98.00%		
± 1 standard error	0.09%	0.10%	0.16%	0.19%	0.21%	0.23%	0.32%	0.32%		

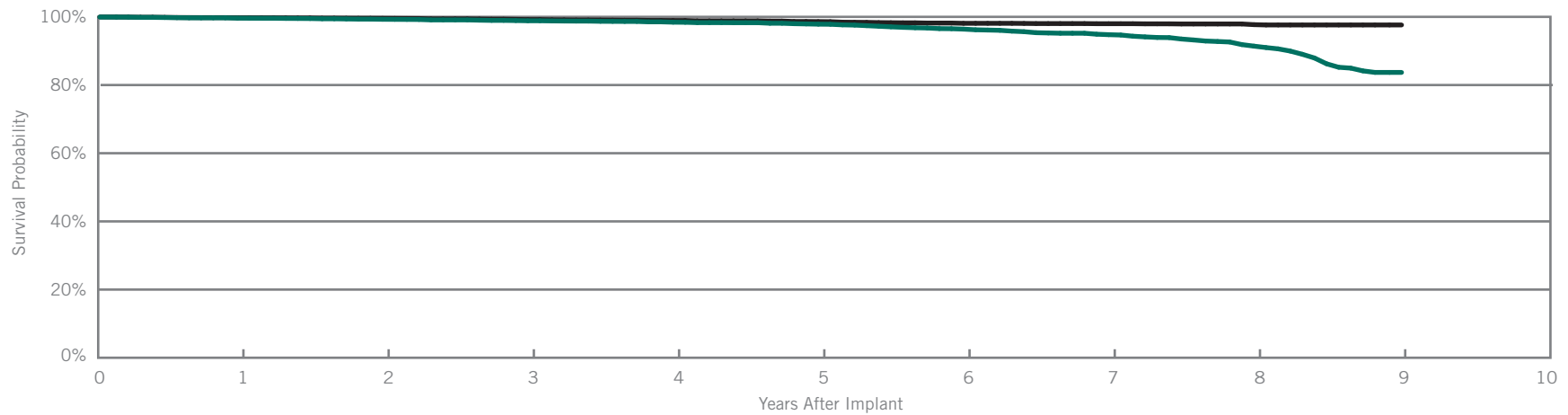
Current™ VR RF

Model 1207-36

US Regulatory Approval	September 2007
Registered US Implants	13,278
Estimated Active US Implants	4,853
Estimated Longevity	(see table on page 151)
Normal Battery Depletion	176
Max. Delivered Energy	36 joules
Number of US Advisories	None

Customer Reported Performance Data

	Malfunctions w/ Compromised Therapy		Malfunctions w/o Compromised Therapy	
	Qty	Rate	Qty	Rate
Electrical Component	6	0.05%	6	0.05%
Electrical Interconnect	10	0.08%	0	0.00%
Battery	8	0.06%	4	0.03%
High Voltage Capacitor	1	<0.01%	1	<0.01%
Software/Firmware	0	0.00%	3	0.02%
Mechanical	0	0.00%	3	0.02%
Possible Early Battery Depletion	13	0.10%	14	0.11%
Other	8	0.06%	5	0.04%
<b>Total</b>	<b>46</b>	<b>0.35%</b>	<b>36</b>	<b>0.27%</b>



Including Normal Battery Depletion

Year	1	2	3	4	5	6	7	8	9
Survival Probability	99.62%	99.28%	98.85%	98.43%	97.85%	96.40%	94.77%	91.41%	83.70%
± 1 standard error	0.05%	0.08%	0.10%	0.12%	0.15%	0.20%	0.26%	0.37%	0.90%
Sample Size	12,370	10,760	9,520	8,490	7,570	6,690	5,650	3,680	210

Excluding Normal Battery Depletion

Year	1	2	3	4	5	6	7	8	9
Survival Probability	99.73%	99.57%	99.20%	98.94%	98.61%	98.10%	97.99%	97.71%	97.62%
± 1 standard error	0.04%	0.06%	0.08%	0.10%	0.12%	0.14%	0.15%	0.16%	0.19%

Actively Monitored Study Data

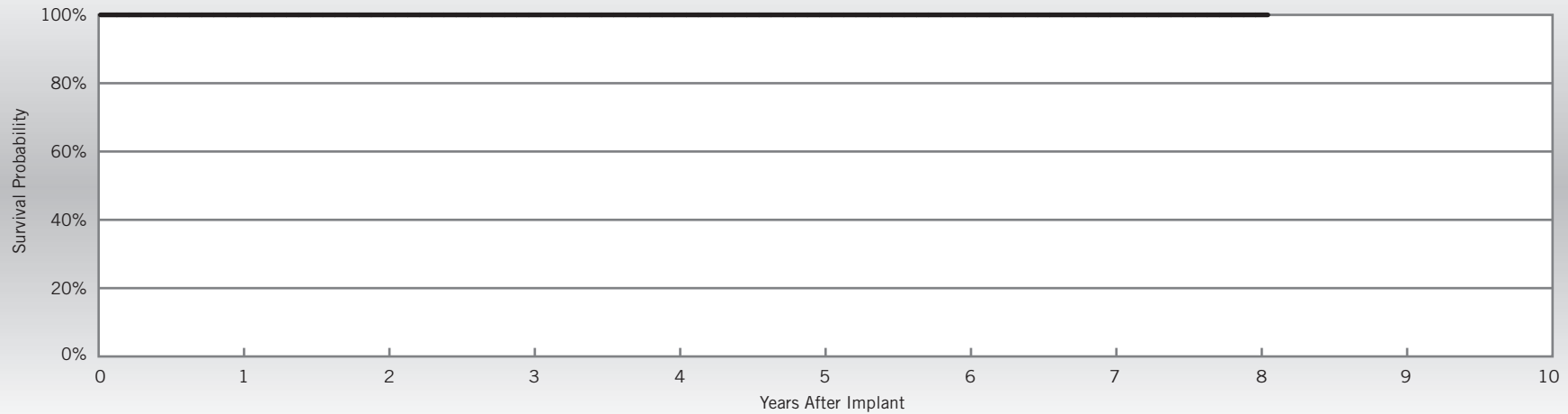
Current™ VR RF

Model 1207-36

US Regulatory Approval	September 2007
Number of Devices Enrolled in Study	395
Active Devices Enrolled in Study	98
Cumulative Months of Follow-up	20,727
Estimated Longevity	(see table on page 151)
Max. Delivered Energy	36 joules

Qualifying Complications
None Reported

	Malfunctions w/ Compromised Therapy		Malfunctions w/o Compromised Therapy	
	Qty	Rate	Qty	Rate
Electrical Component	0	0.00%	1	0.25%
Electrical Interconnect	0	0.00%	0	0.00%
Battery	0	0.00%	0	0.00%
High Voltage Capacitor	0	0.00%	0	0.00%
Software/Firmware	0	0.00%	0	0.00%
Mechanical	0	0.00%	0	0.00%
Possible Early Battery Depletion	0	0.00%	0	0.00%
Other	0	0.00%	0	0.00%
<b>Total</b>	<b>0</b>	<b>0.00%</b>	<b>1</b>	<b>0.25%</b>



Year	1	2	3	4	5	6	7	8	at 97 months
Survival Probability	100.00%	100.00%	100.00%	100.00%	100.00%	100.00%	100.00%	100.00%	100.00%
± 1 standard error	0.00%	0.00%	0.00%	0.00%	0.00%	0.00%	0.00%	0.00%	0.00%
Sample Size	380	340	280	220	170	140	120	80	50

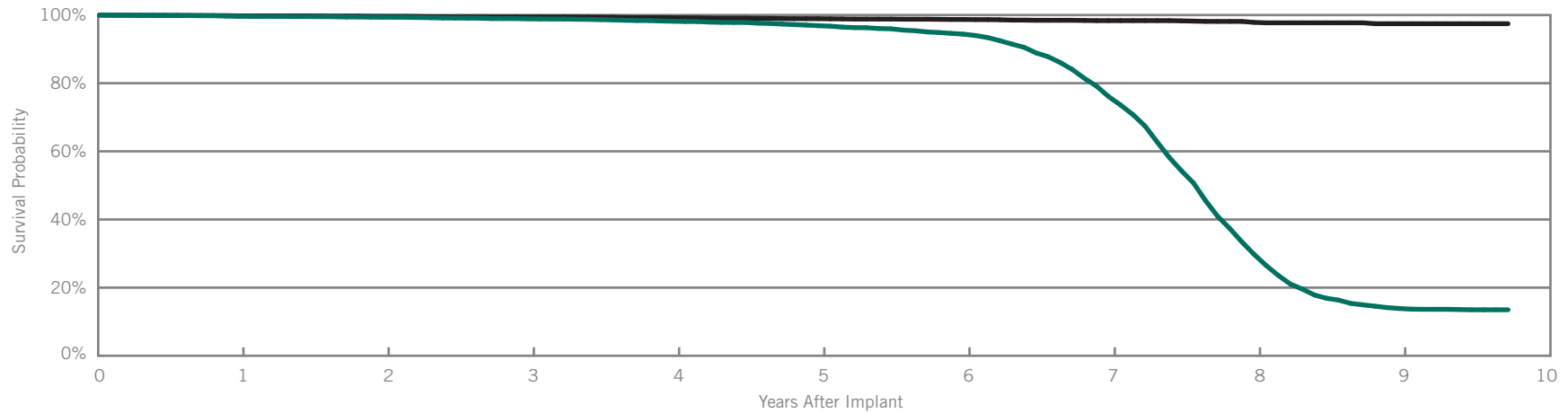
Atlas™ II VR

Model V-168

US Regulatory Approval	July 2006
Registered US Implants	10,604
Estimated Active US Implants	1,251
Estimated Longevity	(see table on page 151)
Normal Battery Depletion	1,699
Max. Delivered Energy	36 joules
Number of US Advisories (see pg. 313)	One

Customer Reported Performance Data

	Malfunctions w/ Compromised Therapy		Malfunctions w/o Compromised Therapy	
	Qty	Rate	Qty	Rate
Electrical Component	4	0.04%	3	0.03%
Electrical Interconnect	2	0.02%	0	0.00%
Battery	10	0.09%	2	0.02%
High Voltage Capacitor	1	<0.01%	0	0.00%
Software/Firmware	0	0.00%	0	0.00%
Mechanical	1	<0.01%	4	0.04%
Possible Early Battery Depletion	10	0.09%	5	0.05%
Other	10	0.09%	5	0.05%
<b>Total</b>	<b>38</b>	<b>0.36%</b>	<b>19</b>	<b>0.18%</b>



Including Normal Battery Depletion

Year	1	2	3	4	5	6	7	8	9	at 117 months
Survival Probability	99.63%	99.36%	98.89%	98.18%	96.87%	94.39%	76.04%	29.81%	13.88%	13.50%
± 1 standard error	0.05%	0.08%	0.11%	0.15%	0.20%	0.29%	0.57%	0.67%	0.48%	0.48%
Sample Size	9,900	8,650	7,590	6,620	5,820	5,130	4,210	2,630	1,120	240

Excluding Normal Battery Depletion

Year	1	2	3	4	5	6	7	8	9	at 117 months
Survival Probability	99.77%	99.60%	99.44%	99.22%	98.93%	98.70%	98.36%	97.85%	97.46%	97.46%
± 1 standard error	0.04%	0.06%	0.08%	0.10%	0.12%	0.14%	0.16%	0.19%	0.30%	0.30%



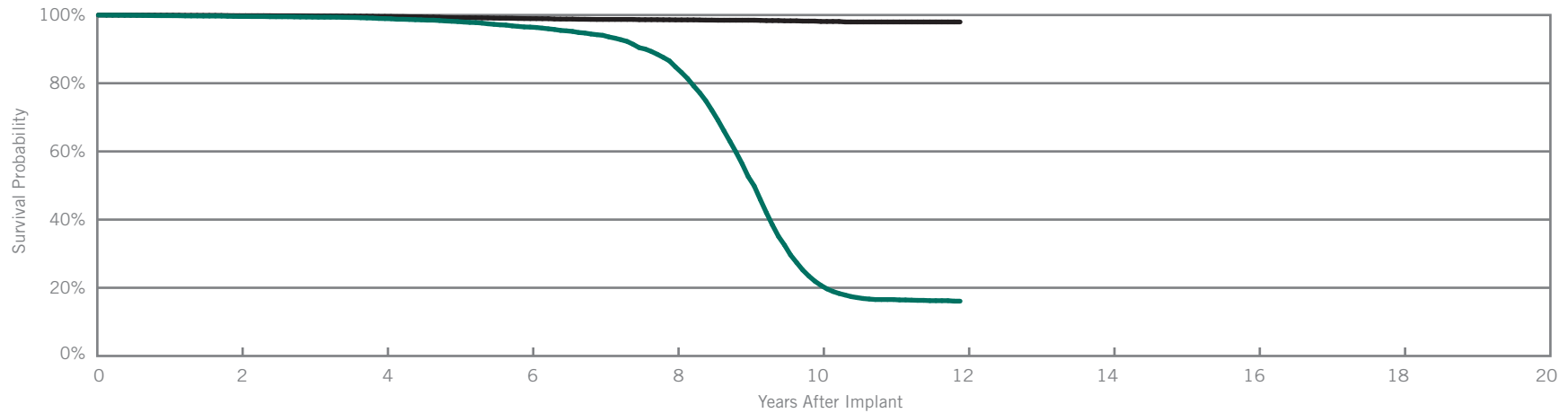
Atlas™ + VR

Model V-193

US Regulatory Approval	October 2003
Registered US Implants	20,791
Estimated Active US Implants	2,124
Estimated Longevity	(see table on page 151)
Normal Battery Depletion	2,626
Max. Delivered Energy	36 joules
Number of US Advisories (see pgs. 313, 314, 315)	Three

Customer Reported Performance Data

	Malfunctions w/ Compromised Therapy		Malfunctions w/o Compromised Therapy	
	Qty	Rate	Qty	Rate
Electrical Component	2	<0.01%	2	<0.01%
Electrical Interconnect	5	0.02%	1	<0.01%
Battery	9	0.04%	2	<0.01%
High Voltage Capacitor	2	<0.01%	1	<0.01%
Software/Firmware	0	0.00%	1	<0.01%
Mechanical	0	0.00%	4	0.02%
Possible Early Battery Depletion	26	0.13%	5	0.02%
Other	13	0.06%	7	0.03%
<b>Total</b>	<b>57</b>	<b>0.27%</b>	<b>23</b>	<b>0.11%</b>



Including Normal Battery Depletion

Year	2	4	6	8	10	at 143 months			
Survival Probability	99.58%	98.95%	96.46%	84.77%	20.72%	16.08%			
± 1 standard error	0.05%	0.08%	0.17%	0.37%	0.46%	0.43%			
Sample Size	17,030	13,140	9,840	7,200	2,980	220			

Excluding Normal Battery Depletion

Year	2	4	6	8	10	at 143 months			
Survival Probability	99.81%	99.60%	98.95%	98.58%	98.11%	97.97%			
± 1 standard error	0.03%	0.05%	0.09%	0.11%	0.15%	0.20%			

# BATTERY LONGEVITY SUMMARY

Single-Chamber ICDs

Battery Longevity

Models	Family	Approximate Duration (years)			
		No Pacing	25% Pacing	50% Pacing	100% Pacing
CD1411-36Q	Ellipse™ VR*	11.1	10.6	10.1	9.4
CD1411-36C	Ellipse™ VR*	11.1	10.6	10.1	9.4
CD1357-40Q	Fortify Assura™ VR*	11.7	11.3	10.8	10.1
CD1357-40C	Fortify Assura™ VR*	11.7	11.3	10.8	10.1
CD1257-40Q	Fortify Assura™ VR*	11.7	11.3	10.8	10.1
CD1257-40	Fortify Assura™ VR*	11.7	11.3	10.8	10.1
CD1311-36Q	Ellipse™ VR*	11.1	10.6	10.1	9.4
CD1311-36	Ellipse™ VR*	11.1	10.6	10.1	9.4
CD1231-40Q	Fortify™ VR*	10.8	10.3	9.9	9.1
CD1231-40	Fortify™ VR*	10.8	10.3	9.9	9.1
CD1211-36Q	Current™ + VR**	8.4	8.0	7.6	7.0
CD1211-36	Current™ + VR**	8.4	8.0	7.6	7.0
1207-36	Current™ VR RF**	8.4	8.0	7.6	7.0
V-168	Atlas™ II VR**	8.4	8.0	7.6	7.0
V-193	Atlas™ + VR**	8.6	8.2	7.9	7.3

Pacing parameters: VVI, 2.5V, 0.5 ms, 60 ppm, 500 ohms

\*Battery voltage range: 3.20-2.59. Three maximum charges per year.

\*\*Battery voltage range: 3.20-2.45. Four maximum charges per year as well as monthly charging during the battery's mid-life voltage range.

# SUMMARY INFORMATION

Single-Chamber ICDs

Survival Summary

Including Normal Battery Depletion

Models	Family	Survival Probability									
		1 year	2 year	3 year	4 year	5 year	6 year	7 year	8 year	9 year	10 year
CD1411-36Q	Ellipse™ VR	99.74%	99.27%	98.74%							
CD1411-36C	Ellipse™ VR	99.86%	99.86%								
CD1357-40Q	Fortify Assura™ VR	99.75%									
CD1357-40Q	Fortify Assura™ VR †	99.74%	99.29%	98.50%							
CD1357-40C	Fortify Assura™ VR	99.78%									
CD1357-40C	Fortify Assura™ VR †	99.79%	99.35%	99.08%							
CD1257-40Q	Fortify Assura™ VR †	99.92%	99.77%	99.37%	99.30%						
CD1257-40	Fortify Assura™ VR †	99.63%	99.52%	99.05%	99.05%						
CD1311-36Q	Ellipse™ VR	99.51%	99.11%	98.06%	97.56%						
CD1311-36	Ellipse™ VR	98.88%	98.29%	97.96%	97.30%						
CD1231-40Q	Fortify™ VR †	99.75%	99.67%	99.18%	97.78%	96.03%	93.37%				
CD1231-40	Fortify™ VR †	99.74%	99.67%	99.38%	97.78%	96.39%	95.06%				
CD1211-36Q	Current™ + VR	99.61%	99.36%	98.83%	98.54%	97.29%	96.50%	95.70%			
CD1211-36	Current™ + VR	99.71%	99.51%	99.09%	98.49%	97.96%	96.96%	95.47%			
1207-36	Current™ VR RF	99.62%	99.28%	98.85%	98.43%	97.85%	96.40%	94.77%	91.41%	83.70%	
V-168	Atlas™ II VR	99.63%	99.36%	98.89%	98.18%	96.87%	94.39%	76.04%	29.81%	13.88%	
V-193	Atlas™ + VR	99.82%	99.58%	99.40%	98.95%	98.09%	96.46%	94.05%	84.77%	52.62%	20.72%

†Premature battery depletion advisory population.

Survival Summary

Excluding Normal Battery Depletion

Models	Family	Survival Probability									
		1 year	2 year	3 year	4 year	5 year	6 year	7 year	8 year	9 year	10 year
CD1411-36Q	Ellipse™ VR	99.79%	99.66%	99.13%							
CD1411-36C	Ellipse™ VR	99.86%	99.86%								
CD1357-40Q	Fortify Assura™ VR	99.85%									
CD1357-40Q	Fortify Assura™ VR †	99.77%	99.36%	98.57%							
CD1357-40C	Fortify Assura™ VR	99.78%									
CD1357-40C	Fortify Assura™ VR †	99.90%	99.57%	99.30%							
CD1257-40Q	Fortify Assura™ VR †	99.96%	99.87%	99.62%	99.55%						
CD1257-40	Fortify Assura™ VR †	99.63%	99.63%	99.16%	99.16%						
CD1311-36Q	Ellipse™ VR	99.51%	99.11%	98.06%	97.56%						
CD1311-36	Ellipse™ VR	98.88%	98.44%	98.11%	97.45%						
CD1231-40Q	Fortify™ VR †	99.84%	99.79%	99.41%	98.25%	96.85%	94.96%				
CD1231-40	Fortify™ VR †	99.97%	99.93%	99.71%	98.25%	97.01%	95.93%				
CD1211-36Q	Current™ + VR	99.67%	99.41%	98.94%	98.87%	98.27%	98.18%	98.18%			
CD1211-36	Current™ + VR	99.71%	99.64%	99.23%	98.97%	98.78%	98.66%	98.00%			
1207-36	Current™ VR RF	99.73%	99.57%	99.20%	98.94%	98.61%	98.10%	97.99%	97.71%	97.62%	
V-168	Atlas™ II VR	99.77%	99.60%	99.44%	99.22%	98.93%	98.70%	98.36%	97.85%	97.46%	
V-193	Atlas™ + VR	99.95%	99.81%	99.74%	99.60%	99.20%	98.95%	98.71%	98.58%	98.48%	98.11%

†Premature battery depletion advisory population.

U.S. Malfunction Summary

Models	Family	Registered US Implants	Percent Returned for Analysis	U.S. Malfunctions w/ Compromised Therapy																	
				Electrical Component		Electrical Interconnect		Battery		High Voltage Capacitor		Software/Firmware		Mechanical		Possible Early Battery Depletion		Other		Total	
				Qty.	Rate	Qty.	Rate	Qty.	Rate	Qty.	Rate	Qty.	Rate	Qty.	Rate	Qty.	Rate	Qty.	Rate	Qty.	Rate
CD1411-36Q	Ellipse™ VR	9,407	1.90%	2	0.02%	0	0.00%	0	0.00%	6	0.06%	0	0.00%	0	0.00%	0	0.00%	0	0.00%	8	0.09%
CD1411-36C	Ellipse™ VR	3,943	2.10%	0	0.00%	0	0.00%	0	0.00%	0	0.00%	0	0.00%	0	0.00%	0	0.00%	0	0.00%	0	0.00%
CD1357-40Q	Fortify Assura™ VR	6,523	0.80%	0	0.00%	0	0.00%	0	0.00%	0	0.00%	0	0.00%	0	0.00%	0	0.00%	1	0.02%	1	0.02%
CD1357-40Q	Fortify Assura™ VR†	10,200	3.10%	3	0.03%	1	<0.01%	0	0.00%	1	<0.01%	0	0.00%	0	0.00%	10	0.10%	2	0.02%	17	0.17%
CD1357-40C	Fortify Assura™ VR	1,631	1.30%	0	0.00%	0	0.00%	0	0.00%	0	0.00%	0	0.00%	0	0.00%	0	0.00%	0	0.00%	0	0.00%
CD1357-40C	Fortify Assura™ VR†	4,119	3.70%	3	0.07%	0	0.00%	0	0.00%	0	0.00%	0	0.00%	1	0.02%	1	0.02%	0	0.00%	5	0.12%
CD1257-40Q	Fortify Assura™ VR†	5,068	4.50%	0	0.00%	1	0.02%	0	0.00%	0	0.00%	0	0.00%	0	0.00%	3	0.06%	1	0.02%	5	0.10%
CD1257-40	Fortify Assura™ VR†	2,288	6.30%	1	0.04%	2	0.09%	1	0.04%	0	0.00%	0	0.00%	0	0.00%	1	0.04%	1	0.04%	6	0.26%
CD1311-36Q	Ellipse™ VR	4,740	5.50%	1	0.02%	0	0.00%	0	0.00%	28	0.59%	1	0.02%	1	0.02%	0	0.00%	1	0.02%	32	0.68%
CD1311-36	Ellipse™ VR	1,620	6.70%	2	0.12%	1	0.06%	0	0.00%	5	0.31%	0	0.00%	2	0.12%	0	0.00%	0	0.00%	10	0.62%
CD1231-40Q	Fortify™ VR†	16,158	7.70%	7	0.04%	2	0.01%	10	0.06%	1	<0.01%	0	0.00%	0	0.00%	81	0.50%	6	0.04%	107	0.66%
CD1231-40	Fortify™ VR†	6,774	8.90%	2	0.03%	0	0.00%	3	0.04%	6	0.09%	0	0.00%	0	0.00%	24	0.35%	3	0.04%	38	0.56%
CD1211-36Q	Current™ + VR	4,432	8.70%	4	0.09%	0	0.00%	4	0.09%	1	0.02%	0	0.00%	0	0.00%	6	0.14%	2	0.05%	17	0.38%
CD1211-36	Current™ + VR	3,636	8.70%	3	0.08%	2	0.06%	4	0.11%	2	0.06%	0	0.00%	0	0.00%	4	0.11%	1	0.03%	16	0.44%
1207-36	Current™ VR RF	13,278	11.00%	6	0.05%	10	0.08%	8	0.06%	1	<0.01%	0	0.00%	0	0.00%	13	0.10%	8	0.06%	46	0.35%
V-168	Atlas™ II VR	10,604	26.50%	4	0.04%	2	0.02%	10	0.09%	1	<0.01%	0	0.00%	1	<0.01%	10	0.09%	10	0.09%	38	0.36%
V-193	Atlas™ + VR	20,791	23.80%	2	<0.01%	5	0.02%	9	0.04%	2	<0.01%	0	0.00%	0	0.00%	26	0.13%	13	0.06%	57	0.27%

Definitions of malfunction categories can be found on pages 6-7.

†Premature battery depletion advisory population.

U.S. Malfunction Summary

Models	Family	Registered US Implants	Percent Returned for Analysis	U.S. Malfunctions w/o Compromised Therapy																	
				Electrical Component		Electrical Interconnect		Battery		High Voltage Capacitor		Software/Firmware		Mechanical		Possible Early Battery Depletion		Other		Total	
				Qty.	Rate	Qty.	Rate	Qty.	Rate	Qty.	Rate	Qty.	Rate	Qty.	Rate	Qty.	Rate	Qty.	Rate	Qty.	Rate
CD1411-36Q	Ellipse™ VR	9,407	1.90%	0	0.00%	0	0.00%	0	0.00%	1	0.01%	1	0.01%	1	0.01%	0	0.00%	0	0.00%	3	0.03%
CD1411-36C	Ellipse™ VR	3,943	2.10%	1	0.03%	0	0.00%	0	0.00%	1	0.03%	0	0.00%	0	0.00%	0	0.00%	0	0.00%	2	0.05%
CD1357-40Q	Fortify Assura™ VR	6,523	0.80%	0	0.00%	0	0.00%	0	0.00%	0	0.00%	1	0.02%	1	0.02%	0	0.00%	0	0.00%	2	0.03%
CD1357-40Q	Fortify Assura™ VR †	10,200	3.10%	6	0.06%	0	0.00%	0	0.00%	0	0.00%	0	0.00%	0	0.00%	5	0.05%	2	0.02%	13	0.13%
CD1357-40C	Fortify Assura™ VR	1,631	1.30%	0	0.00%	0	0.00%	0	0.00%	0	0.00%	0	0.00%	1	0.06%	0	0.00%	0	0.00%	1	0.06%
CD1357-40C	Fortify Assura™ VR †	4,119	3.70%	0	0.00%	0	0.00%	0	0.00%	0	0.00%	0	0.00%	0	0.00%	2	0.05%	0	0.00%	2	0.05%
CD1257-40Q	Fortify Assura™ VR †	5,068	4.50%	0	0.00%	0	0.00%	0	0.00%	0	0.00%	0	0.00%	0	0.00%	3	0.06%	0	0.00%	3	0.06%
CD1257-40	Fortify Assura™ VR †	2,288	6.30%	0	0.00%	0	0.00%	1	0.04%	0	0.00%	0	0.00%	0	0.00%	0	0.00%	1	0.04%	2	0.09%
CD1311-36Q	Ellipse™ VR	4,740	5.50%	1	0.02%	0	0.00%	0	0.00%	3	0.06%	0	0.00%	0	0.00%	0	0.00%	2	0.04%	6	0.13%
CD1311-36	Ellipse™ VR	1,620	6.70%	0	0.00%	0	0.00%	0	0.00%	2	0.12%	1	0.06%	1	0.06%	0	0.00%	0	0.00%	4	0.25%
CD1231-40Q	Fortify™ VR †	16,158	7.70%	3	0.02%	0	0.00%	9	0.06%	0	0.00%	0	0.00%	0	0.00%	33	0.20%	2	0.01%	47	0.29%
CD1231-40	Fortify™ VR †	6,774	8.90%	3	0.04%	0	0.00%	0	0.00%	0	0.00%	0	0.00%	1	0.01%	13	0.19%	3	0.04%	20	0.30%
CD1211-36Q	Current™ + VR	4,432	8.70%	3	0.07%	0	0.00%	3	0.07%	0	0.00%	0	0.00%	0	0.00%	1	0.02%	2	0.05%	9	0.20%
CD1211-36	Current™ + VR	3,636	8.70%	3	0.08%	0	0.00%	0	0.00%	0	0.00%	0	0.00%	0	0.00%	2	0.06%	0	0.00%	5	0.14%
1207-36	Current™ VR RF	13,278	11.00%	6	0.05%	0	0.00%	4	0.03%	1	<0.01%	3	0.02%	3	0.02%	14	0.11%	5	0.04%	36	0.27%
V-168	Atlas™ II VR	10,604	26.50%	3	0.03%	0	0.00%	2	0.02%	0	0.00%	0	0.00%	4	0.04%	5	0.05%	5	0.05%	19	0.18%
V-193	Atlas™ + VR	20,791	23.80%	2	<0.01%	1	<0.01%	2	<0.01%	1	<0.01%	1	<0.01%	4	0.02%	5	0.02%	7	0.03%	23	0.11%

Definitions of malfunction categories can be found on pages 6-7.

†Premature battery depletion advisory population.



Worldwide Malfunction Summary

Models	Family	Worldwide Sales	Percent Returned for Analysis	Worldwide Malfunctions w/ Compromised Therapy																			
				Electrical Component		Electrical Interconnect		Battery		High Voltage Capacitor		Software/Firmware		Mechanical		Possible Early Battery Depletion		Other		Total			
				Qty.	Rate	Qty.	Rate	Qty.	Rate	Qty.	Rate	Qty.	Rate	Qty.	Rate	Qty.	Rate	Qty.	Rate	Qty.	Rate	Qty.	Rate
CD1411-36Q	Ellipse™ VR	9,762	2.22%	2	0.02%	0	0.00%	0	0.00%	6	0.06%	0	0.00%	0	0.00%	0	0.00%	0	0.00%	0	0.00%	8	0.08%
CD1411-36C	Ellipse™ VR	4,083	2.62%	0	0.00%	0	0.00%	0	0.00%	0	0.00%	0	0.00%	0	0.00%	0	0.00%	0	0.00%	0	0.00%	0	0.00%
CD1357-40Q	Fortify Assura™ VR	17,093	2.38%	3	0.02%	1	<0.01%	0	0.00%	1	<0.01%	0	0.00%	0	0.00%	10	0.06%	3	0.02%	18	0.11%		
CD1357-40C	Fortify Assura™ VR	5,917	3.50%	3	0.05%	0	0.00%	0	0.00%	0	0.00%	0	0.00%	1	0.02%	1	0.02%	0	0.00%	5	0.08%		
CD1257-40Q	Fortify Assura™ VR	5,042	4.94%	0	0.00%	1	0.02%	0	0.00%	0	0.00%	0	0.00%	0	0.00%	3	0.06%	1	0.02%	5	0.10%		
CD1257-40	Fortify Assura™ VR	2,299	6.96%	1	0.04%	2	0.09%	1	0.04%	0	0.00%	0	0.00%	0	0.00%	1	0.04%	1	0.04%	6	0.26%		
CD1311-36Q	Ellipse™ VR	4,841	6.01%	1	0.02%	0	0.00%	0	0.00%	28	0.58%	1	0.02%	1	0.02%	0	0.00%	1	0.02%	32	0.66%		
CD1311-36	Ellipse™ VR	1,634	8.51%	2	0.12%	1	0.06%	0	0.00%	6	0.37%	0	0.00%	2	0.12%	0	0.00%	0	0.00%	11	0.67%		
CD1231-40Q	Fortify™ VR	17,352	7.66%	7	0.04%	2	0.01%	10	0.06%	1	<0.01%	0	0.00%	0	0.00%	87	0.50%	6	0.03%	113	0.65%		
CD1231-40	Fortify™ VR	7,668	8.59%	2	0.03%	0	0.00%	3	0.04%	6	0.08%	0	0.00%	0	0.00%	24	0.31%	3	0.04%	38	0.50%		
CD1211-36Q	Current™ + VR	15,725	3.19%	7	0.04%	2	0.01%	6	0.04%	1	<0.01%	0	0.00%	0	0.00%	7	0.04%	6	0.04%	29	0.18%		
CD1211-36	Current™ + VR	14,553	2.78%	3	0.02%	3	0.02%	4	0.03%	4	0.03%	0	0.00%	0	0.00%	7	0.05%	5	0.03%	26	0.18%		
1207-36	Current™ VR RF	24,845	7.72%	11	0.04%	30	0.12%	13	0.05%	1	<0.01%	0	0.00%	0	0.00%	27	0.11%	10	0.04%	92	0.37%		
V-168	Atlas™ II VR	23,946	14.69%	8	0.03%	5	0.02%	19	0.08%	1	<0.01%	0	0.00%	1	<0.01%	23	0.10%	21	0.09%	78	0.33%		
V-193	Atlas™ + VR	39,596	15.37%	6	0.02%	9	0.02%	15	0.04%	5	0.01%	1	<0.01%	1	<0.01%	71	0.18%	32	0.08%	140	0.35%		

Definitions of malfunction categories can be found on pages 6-7.

Worldwide Malfunction Summary

Models	Family	Worldwide Sales	Percent Returned for Analysis	Worldwide Malfunctions w/o Compromised Therapy																	
				Electrical Component		Electrical Interconnect		Battery		High Voltage Capacitor		Software/Firmware		Mechanical		Possible Early Battery Depletion		Other		Total	
				Qty.	Rate	Qty.	Rate	Qty.	Rate	Qty.	Rate	Qty.	Rate	Qty.	Rate	Qty.	Rate	Qty.	Rate	Qty.	Rate
CD1411-36Q	Ellipse™ VR	9,762	2.22%	0	0.00%	0	0.00%	0	0.00%	1	0.01%	1	0.01%	1	0.01%	0	0.00%	0	0.00%	3	0.03%
CD1411-36C	Ellipse™ VR	4,083	2.62%	1	0.02%	0	0.00%	0	0.00%	1	0.02%	0	0.00%	0	0.00%	0	0.00%	0	0.00%	2	0.05%
CD1357-40Q	Fortify Assura™ VR	17,093	2.38%	6	0.04%	0	0.00%	0	0.00%	0	0.00%	1	<0.01%	1	<0.01%	5	0.03%	2	0.01%	15	0.09%
CD1357-40C	Fortify Assura™ VR	5,917	3.50%	1	0.02%	0	0.00%	0	0.00%	0	0.00%	0	0.00%	1	0.02%	2	0.03%	0	0.00%	4	0.07%
CD1257-40Q	Fortify Assura™ VR	5,042	4.94%	0	0.00%	0	0.00%	0	0.00%	0	0.00%	0	0.00%	0	0.00%	3	0.06%	0	0.00%	3	0.06%
CD1257-40	Fortify Assura™ VR	2,299	6.96%	0	0.00%	0	0.00%	1	0.04%	0	0.00%	0	0.00%	0	0.00%	0	0.00%	1	0.04%	2	0.09%
CD1311-36Q	Ellipse™ VR	4,841	6.01%	1	0.02%	0	0.00%	0	0.00%	3	0.06%	0	0.00%	0	0.00%	0	0.00%	2	0.04%	6	0.12%
CD1311-36	Ellipse™ VR	1,634	8.51%	0	0.00%	0	0.00%	0	0.00%	2	0.12%	1	0.06%	1	0.06%	0	0.00%	0	0.00%	4	0.24%
CD1231-40Q	Fortify™ VR	17,352	7.66%	4	0.02%	1	<0.01%	9	0.05%	0	0.00%	0	0.00%	0	0.00%	35	0.20%	2	0.01%	51	0.29%
CD1231-40	Fortify™ VR	7,668	8.59%	3	0.04%	0	0.00%	0	0.00%	0	0.00%	0	0.00%	1	0.01%	13	0.17%	3	0.04%	20	0.26%
CD1211-36Q	Current™ + VR	15,725	3.19%	4	0.03%	0	0.00%	5	0.03%	0	0.00%	0	0.00%	0	0.00%	3	0.02%	4	0.03%	16	0.10%
CD1211-36	Current™ + VR	14,553	2.78%	4	0.03%	0	0.00%	1	<0.01%	0	0.00%	0	0.00%	0	0.00%	3	0.02%	0	0.00%	8	0.05%
1207-36	Current™ VR RF	24,845	7.72%	12	0.05%	3	0.01%	11	0.04%	1	<0.01%	7	0.03%	4	0.02%	20	0.08%	9	0.04%	67	0.27%
V-168	Atlas™ II VR	23,946	14.69%	4	0.02%	0	0.00%	6	0.03%	0	0.00%	0	0.00%	11	0.05%	10	0.04%	9	0.04%	40	0.17%
V-193	Atlas™ + VR	39,596	15.37%	4	0.01%	3	<0.01%	8	0.02%	1	<0.01%	1	<0.01%	12	0.03%	11	0.03%	13	0.03%	53	0.13%

Definitions of malfunction categories can be found on pages 6-7.

Actively Monitored Study Data Summary

Qualifying Complications

Models	Number of Devices Enrolled	Active Devices Enrolled	Cumulative Months of Follow-Up	Inappropriate Shock		Loss of Telemetry		Pericardial Effusion		Premature Battery Depletion		Skin Erosion		Total	
				Qty.	Rate	Qty.	Rate	Qty.	Rate	Qty.	Rate	Qty.	Rate	Qty.	Rate
CD1231-40Q	159	98	8,681	0	0.00%	0	0.00%	0	0.00%	0	0.00%	0	0.00%	0	0.00%
CD1211-36Q	363	174	20,044	1	0.28%	0	0.00%	0	0.00%	1	0.28%	0	0.00%	2	0.55%
1207-36	395	98	20,727	0	0.00%	0	0.00%	0	0.00%	0	0.00%	0	0.00%	0	0.00%

Malfunctions

Models	Family	Number of Devices Enrolled	Percent Returned for Analysis	Malfunctions w/ Compromised Therapy																	
				Electrical Component		Electrical Interconnect		Battery		High Voltage Capacitor		Software/Firmware		Mechanical		Possible Early Battery Depletion		Other		Total	
				Qty.	Rate	Qty.	Rate	Qty.	Rate	Qty.	Rate	Qty.	Rate	Qty.	Rate	Qty.	Rate	Qty.	Rate	Qty.	Rate
CD1231-40Q	Fortify™ VR	159	8.20%	0	0.00%	0	0.00%	0	0.00%	0	0.00%	0	0.00%	0	0.00%	1	0.63%	0	0.00%	1	0.63%
CD1211-36Q	Current™ + VR	363	8.00%	0	0.00%	0	0.00%	1	0.28%	0	0.00%	0	0.00%	0	0.00%	0	0.00%	0	0.00%	1	0.28%
1207-36	Current™ VR RF	395	14.20%	0	0.00%	0	0.00%	0	0.00%	0	0.00%	0	0.00%	0	0.00%	0	0.00%	0	0.00%	0	0.00%

Models	Family	Number of Devices Enrolled	Percent Returned for Analysis	Malfunctions w/o Compromised Therapy																	
				Electrical Component		Electrical Interconnect		Battery		High Voltage Capacitor		Software/Firmware		Mechanical		Possible Early Battery Depletion		Other		Total	
				Qty.	Rate	Qty.	Rate	Qty.	Rate	Qty.	Rate	Qty.	Rate	Qty.	Rate	Qty.	Rate	Qty.	Rate	Qty.	Rate
CD1231-40Q	Fortify™ VR	159	8.20%	0	0.00%	0	0.00%	0	0.00%	0	0.00%	0	0.00%	0	0.00%	1	0.63%	0	0.00%	1	0.63%
CD1211-36Q	Current™ + VR	363	8.00%	0	0.00%	0	0.00%	0	0.00%	0	0.00%	0	0.00%	0	0.00%	0	0.00%	0	0.00%	0	0.00%
1207-36	Current™ VR RF	395	14.20%	1	0.25%	0	0.00%	0	0.00%	0	0.00%	0	0.00%	0	0.00%	0	0.00%	0	0.00%	1	0.25%

A list of complications can be found on [page 15](#).

Definitions of malfunction categories can be found on [pages 6-7](#).

# DEFIBRILLATION LEADS

## Customer Reported Performance Data

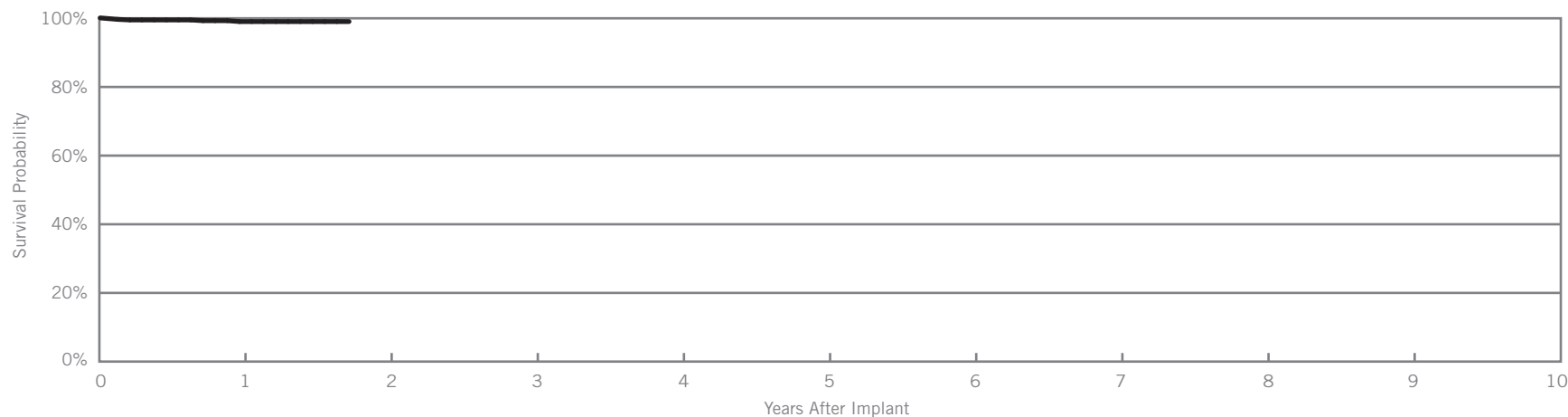
### Optisure™ DF4

#### Model LDA230Q

US Regulatory Approval	February 2014
Registered US Implants	705
Estimated Active US Implants	597
Insulation	Optim™*
Type and/or Fixation	Dual Coil, Active
Polarity	Bipolar
Steroid	Yes
Number of US Advisories (see pg. 323)	One

	Acute Observations (Post Implant, ≤30 days)		Chronic Complications (>30 days)	
	Qty.	Rate	Qty.	Rate
Cardiac Perforation	0	0.00%	0	0.00%
Conductor Fracture	0	0.00%	0	0.00%
Lead Dislodgement	1	0.14%	1	0.14%
Failure to Capture	0	0.00%	1	0.14%
Oversensing	0	0.00%	1	0.14%
Failure to Sense	0	0.00%	0	0.00%
Insulation Breach	0	0.00%	0	0.00%
Abnormal Pacing Impedance	0	0.00%	0	0.00%
Abnormal Defibrillation Impedance	0	0.00%	0	0.00%
Extracardiac Stimulation	1	0.14%	0	0.00%
Other	0	0.00%	0	0.00%
<b>Total</b>	<b>2</b>	<b>0.28%</b>	<b>3</b>	<b>0.43%</b>
<b>Total Returned for Analysis</b>	<b>0</b>		<b>0</b>	

Malffunctions	Qty.	Rate
Conductor Fracture	0	0.00%
Clavicular Crush	0	0.00%
In the Pocket	0	0.00%
Intravascular	0	0.00%
Insulation Breach	0	0.00%
Lead-to-Can Contact	0	0.00%
Lead-to-Lead Contact	0	0.00%
Clavicular Crush	0	0.00%
Externalized Conductors	0	0.00%
Other	0	0.00%
Crimps, Welds & Bonds	0	0.00%
Other	0	0.00%
Extrinsic Factors	2	0.28%
<b>Total</b>	<b>2</b>	<b>0.28%</b>



Year	1	at 21 months							
Survival Probability	99.05%	99.05%							
± 1 standard error	0.35%	0.44%							
Sample Size	540	210							

\*Optim™ lead insulation is a copolymer of silicone and polyurethane.

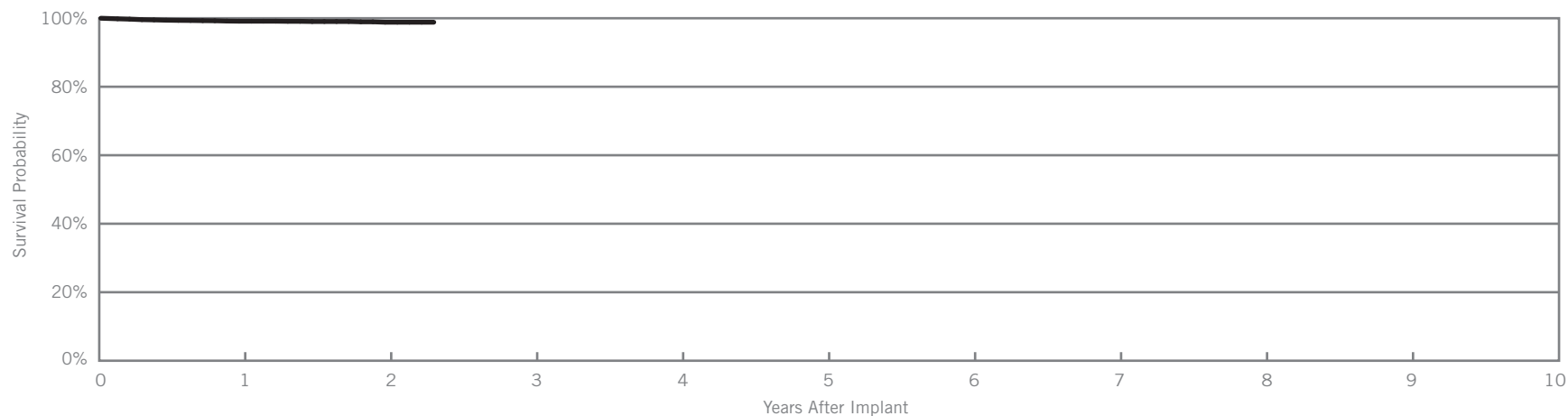
## Optisure™ DF4 Model LDA220Q

US Regulatory Approval	February 2014
Registered US Implants	5,421
Estimated Active US Implants	4,613
Insulation	Optim™*
Type and/or Fixation	Dual Coil, Active
Polarity	Bipolar
Steroid	Yes
Number of US Advisories (see pg. 323)	One

## Customer Reported Performance Data

	Acute Observations (Post Implant, ≤30 days)		Chronic Complications (>30 days)	
	Qty.	Rate	Qty.	Rate
Cardiac Perforation	4	0.07%	3	0.06%
Conductor Fracture	0	0.00%	1	0.02%
Lead Dislodgement	19	0.35%	24	0.44%
Failure to Capture	7	0.13%	13	0.24%
Oversensing	2	0.04%	8	0.15%
Failure to Sense	0	0.00%	0	0.00%
Insulation Breach	0	0.00%	0	0.00%
Abnormal Pacing Impedance	0	0.00%	0	0.00%
Abnormal Defibrillation Impedance	4	0.07%	3	0.06%
Extracardiac Stimulation	1	0.02%	0	0.00%
Other	2	0.04%	2	0.04%
<b>Total</b>	<b>39</b>	<b>0.72%</b>	<b>54</b>	<b>1.00%</b>
<b>Total Returned for Analysis</b>	<b>14</b>		<b>19</b>	

Malfactions	Qty.	Rate
Conductor Fracture	0	0.00%
Clavicular Crush	0	0.00%
In the Pocket	0	0.00%
Intravascular	0	0.00%
Insulation Breach	1	0.02%
Lead-to-Can Contact	0	0.00%
Lead-to-Lead Contact	0	0.00%
Clavicular Crush	0	0.00%
Externalized Conductors	0	0.00%
Other	1	0.02%
Crimps, Welds & Bonds	0	0.00%
Other	0	0.00%
Extrinsic Factors	20	0.37%
<b>Total</b>	<b>21</b>	<b>0.39%</b>



Year	1	2	at 28 months						
Survival Probability	99.14%	98.84%	98.84%						
± 1 standard error	0.14%	0.18%	0.22%						
Sample Size	4,160	1,810	310						

\*Optim™ lead insulation is a copolymer of silicone and polyurethane.

## Customer Reported Performance Data

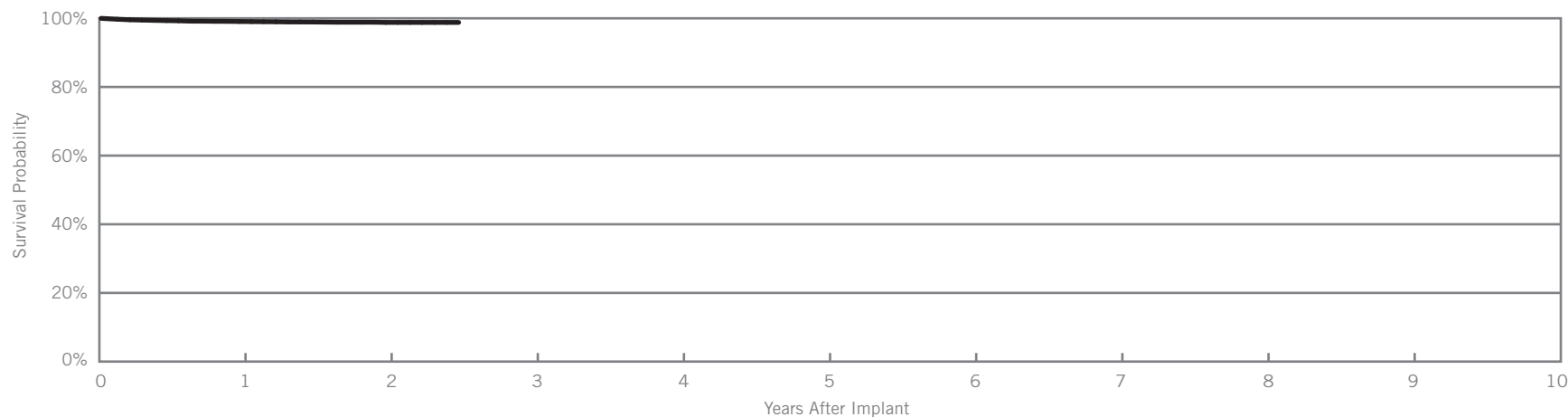
### Optisure™ DF4

#### Model LDA210Q

US Regulatory Approval	February 2014
Registered US Implants	15,134
Estimated Active US Implants	13,045
Insulation	Optim™*
Type and/or Fixation	Single Coil, Active
Polarity	Bipolar
Steroid	Yes
Number of US Advisories	None

	Acute Observations (Post Implant, ≤30 days)		Chronic Complications (>30 days)	
	Qty.	Rate	Qty.	Rate
Cardiac Perforation	18	0.12%	7	0.05%
Conductor Fracture	1	<0.01%	0	0.00%
Lead Dislodgement	44	0.29%	66	0.44%
Failure to Capture	17	0.11%	26	0.17%
Oversensing	7	0.05%	25	0.17%
Failure to Sense	6	0.04%	7	0.05%
Insulation Breach	0	0.00%	0	0.00%
Abnormal Pacing Impedance	1	<0.01%	1	<0.01%
Abnormal Defibrillation Impedance	3	0.02%	8	0.05%
Extracardiac Stimulation	0	0.00%	0	0.00%
Other	7	0.05%	5	0.03%
<b>Total</b>	<b>104</b>	<b>0.69%</b>	<b>145</b>	<b>0.96%</b>
<b>Total Returned for Analysis</b>	<b>27</b>		<b>39</b>	

Malffunctions	Qty.	Rate
Conductor Fracture	1	<0.01%
Clavicular Crush	0	0.00%
In the Pocket	0	0.00%
Intravascular	1	<0.01%
Insulation Breach	0	0.00%
Lead-to-Can Contact	0	0.00%
Lead-to-Lead Contact	0	0.00%
Clavicular Crush	0	0.00%
Externalized Conductors	0	0.00%
Other	0	0.00%
Crimps, Welds & Bonds	0	0.00%
Other	1	<0.01%
Extrinsic Factors	47	0.31%
<b>Total</b>	<b>49</b>	<b>0.32%</b>



Year	1	2	at 30 months						
Survival Probability	99.07%	98.80%	98.80%						
± 1 standard error	0.09%	0.11%	0.12%						
Sample Size	11,190	4,420	340						

\*Optim™ lead insulation is a copolymer of silicone and polyurethane.

## Customer Reported Performance Data

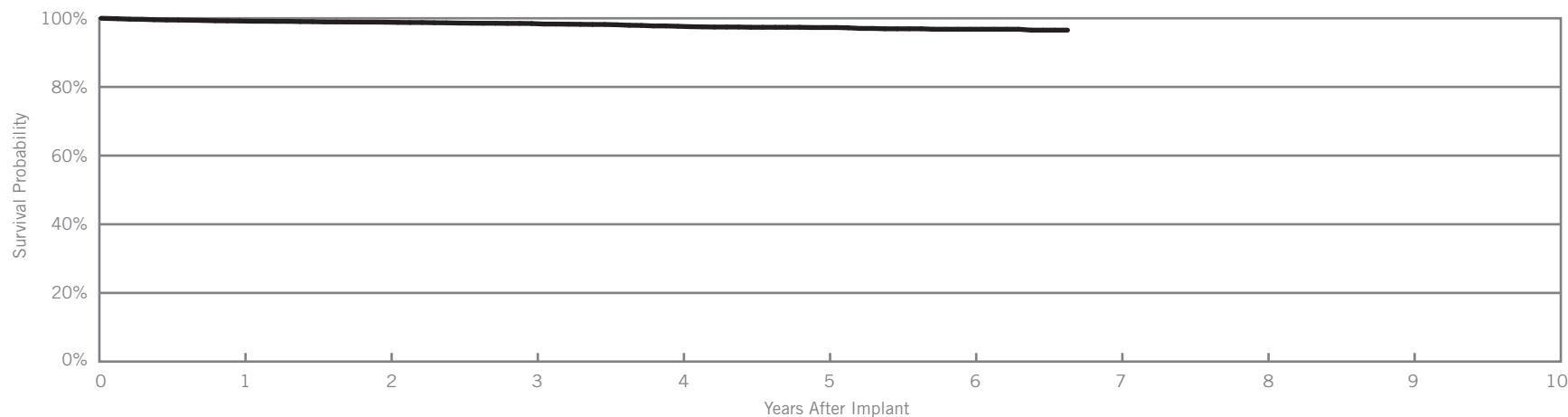
Durata™ DF4

Models 7170Q & 7171Q

US Regulatory Approval	July 2009
Registered US Implants	5,683
Estimated Active US Implants	3,580
Insulation	Optim™*
Type and/or Fixation	Dual Coil, Passive
Polarity	Bipolar
Steroid	Yes
Number of US Advisories	None

	Acute Observations (Post Implant, ≤30 days)		Chronic Complications (>30 days)	
	Qty.	Rate	Qty.	Rate
Cardiac Perforation	6	0.11%	4	0.07%
Conductor Fracture	1	0.02%	6	0.11%
Lead Dislodgement	12	0.21%	19	0.33%
Failure to Capture	8	0.14%	37	0.65%
Oversensing	3	0.05%	25	0.44%
Failure to Sense	0	0.00%	0	0.00%
Insulation Breach	0	0.00%	2	0.04%
Abnormal Pacing Impedance	1	0.02%	9	0.16%
Abnormal Defibrillation Impedance	0	0.00%	9	0.16%
Extracardiac Stimulation	0	0.00%	0	0.00%
Other	1	0.02%	0	0.00%
<b>Total</b>	<b>32</b>	<b>0.56%</b>	<b>111</b>	<b>1.95%</b>
<b>Total Returned for Analysis</b>	<b>13</b>		<b>33</b>	

Malffunctions	Qty.	Rate
Conductor Fracture	2	0.04%
Clavicular Crush	0	0.00%
In the Pocket	1	0.02%
Intravascular	1	0.02%
Insulation Breach	4	0.07%
Lead-to-Can Contact	3	0.05%
Lead-to-Lead Contact	1	0.02%
Clavicular Crush	0	0.00%
Externalized Conductors	0	0.00%
Other	0	0.00%
Crimps, Welds & Bonds	0	0.00%
Other	0	0.00%
Extrinsic Factors	31	0.55%
<b>Total</b>	<b>37</b>	<b>0.65%</b>



Year	1	2	3	4	5	6	at 80 months			
Survival Probability	99.21%	98.86%	98.47%	97.67%	97.31%	96.81%	96.55%			
± 1 standard error	0.12%	0.15%	0.19%	0.26%	0.31%	0.38%	0.46%			
Sample Size	4,990	3,880	3,040	2,220	1,520	900	240			

\*Optim™ lead insulation is a copolymer of silicone and polyurethane.



## Actively Monitored Study Data

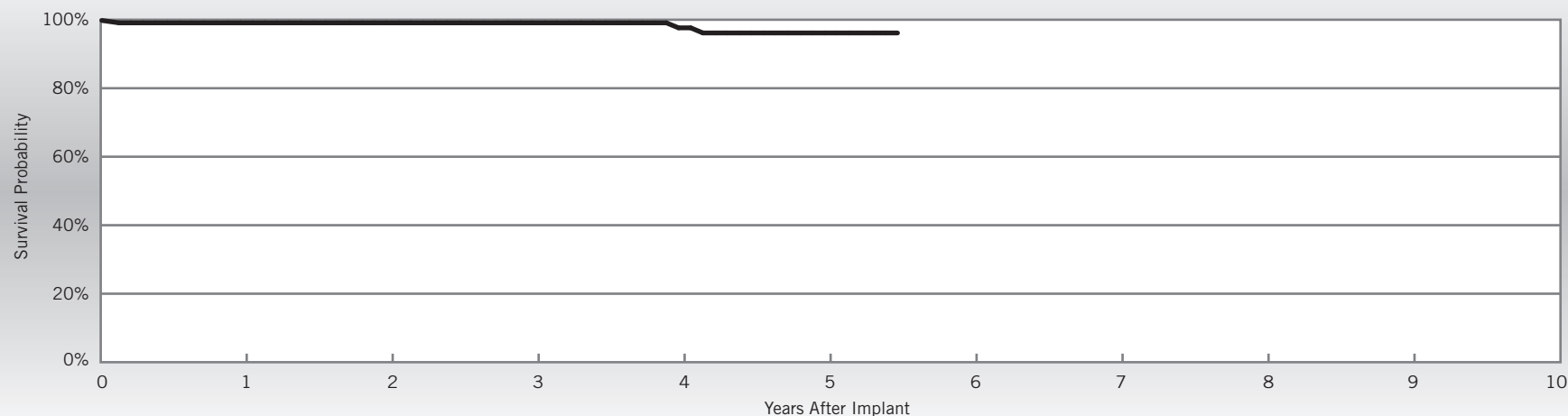
Durata™ DF4

Models 7170Q & 7171Q

US Regulatory Approval	July 2009
Number of Devices Enrolled in Study	114
Active Devices Enrolled in Study	55
Cumulative Months of Follow-up	5,741
Insulation	Optim™*
Type and/or Fixation	Dual Coil, Passive
Polarity	Bipolar
Steroid	Yes

Qualifying Complications	Qty.	Rate
Abnormal Pacing Impedance	1	0.88%
Conductor Fracture	1	0.88%
Lead Dislodgement	1	0.88%

Malfunctions	Qty	Rate
Conductor Fracture	0	0.00%
Clavicular Crush	0	0.00%
In the Pocket	0	0.00%
Intravascular	0	0.00%
Insulation Breach	0	0.00%
Lead-to-Can Contact	0	0.00%
Lead-to-Lead Contact	0	0.00%
Clavicular Crush	0	0.00%
Externalized Conductors	0	0.00%
Other	0	0.00%
Crimps, Welds & Bonds	0	0.00%
Other	0	0.00%
Extrinsic Factors	2	1.75%
<b>Total</b>	<b>2</b>	<b>1.75%</b>



Year	1	2	3	4	5	at 66 months			
Survival Probability	99.09%	99.09%	99.09%	97.63%	96.14%	96.14%			
± 1 standard error	0.90%	0.90%	0.90%	0.90%	2.23%	2.23%			
Sample Size	110	100	80	70	60	50			

\*Optim™ lead insulation is a copolymer of silicone and polyurethane.

## Customer Reported Performance Data

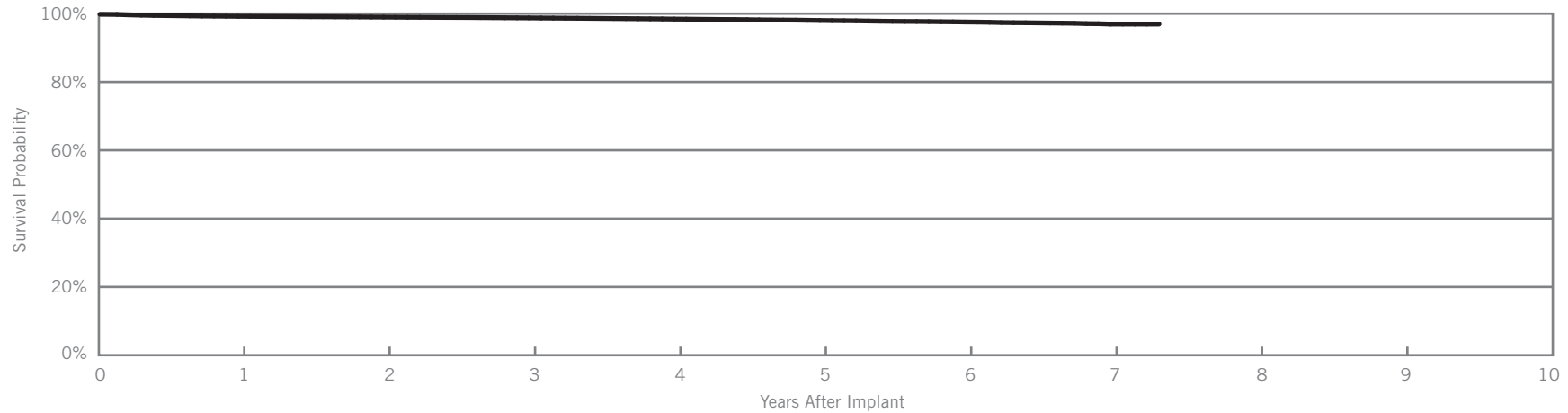
Durata™ DF4

Models 7120Q & 7121Q

US Regulatory Approval	January 2009
Registered US Implants	119,933
Estimated Active US Implants	74,960
Insulation	Optim™*
Type and/or Fixation	Dual Coil, Active
Polarity	Bipolar
Steroid	Yes
Number of US Advisories	None

	Acute Observations (Post Implant, ≤30 days)		Chronic Complications (>30 days)	
	Qty.	Rate	Qty.	Rate
Cardiac Perforation	76	0.06%	33	0.03%
Conductor Fracture	2	<0.01%	96	0.08%
Lead Dislodgement	213	0.18%	516	0.43%
Failure to Capture	93	0.08%	487	0.41%
Oversensing	44	0.04%	389	0.32%
Failure to Sense	12	0.01%	61	0.05%
Insulation Breach	0	0.00%	21	0.02%
Abnormal Pacing Impedance	5	<0.01%	85	0.07%
Abnormal Defibrillation Impedance	8	<0.01%	203	0.17%
Extracardiac Stimulation	3	<0.01%	5	<0.01%
Other	34	0.03%	51	0.04%
<b>Total</b>	<b>490</b>	<b>0.41%</b>	<b>1947</b>	<b>1.62%</b>
<b>Total Returned for Analysis</b>	<b>248</b>		<b>784</b>	

Malffunctions	Qty.	Rate
Conductor Fracture	23	0.02%
Clavicular Crush	3	<0.01%
In the Pocket	6	<0.01%
Intravascular	14	0.01%
Insulation Breach	141	0.12%
Lead-to-Can Contact	67	0.06%
Lead-to-Lead Contact	14	0.01%
Clavicular Crush	22	0.02%
Externalized Conductors	0	0.00%
Other	38	0.03%
Crimps, Welds & Bonds	2	<0.01%
Other	35	0.03%
Extrinsic Factors	681	0.57%
<b>Total</b>	<b>882</b>	<b>0.74%</b>



Year	1	2	3	4	5	6	7	at 88 months		
Survival Probability	99.22%	99.00%	98.77%	98.42%	98.01%	97.57%	96.96%	96.96%		
± 1 standard error	0.03%	0.03%	0.04%	0.04%	0.05%	0.07%	0.11%	0.12%		
Sample Size	108,540	88,670	71,670	54,920	38,750	23,140	8,900	510		

\*Optim™ lead insulation is a copolymer of silicone and polyurethane.

## Actively Monitored Study Data

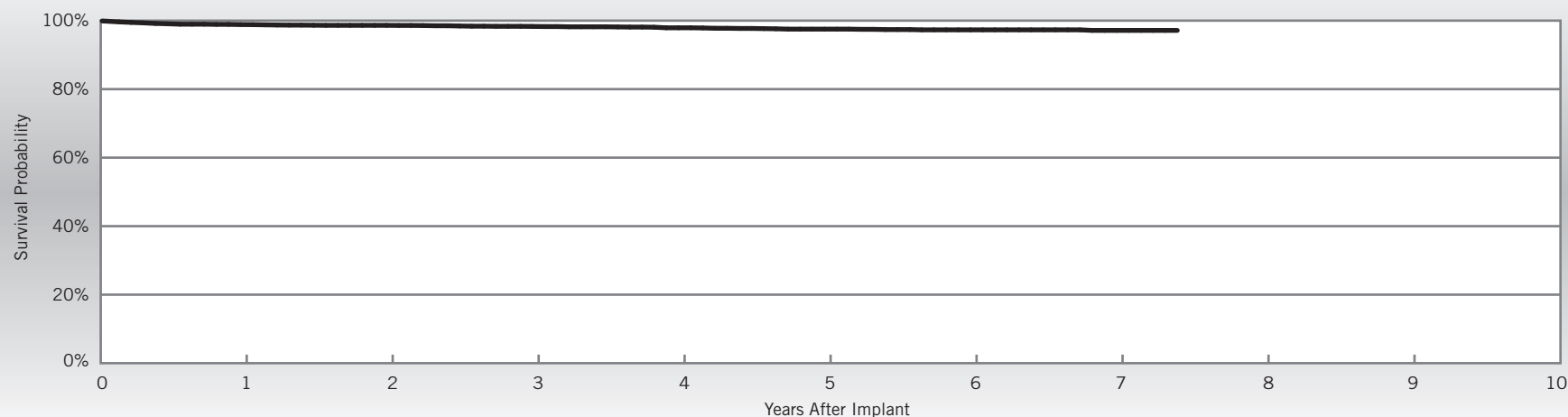
Durata™ DF4

Models 7120Q & 7121Q

US Regulatory Approval	January 2009
Number of Devices Enrolled in Study	4,308
Active Devices Enrolled in Study	2,109
Cumulative Months of Follow-up	204,206
Insulation	Optim™*
Type and/or Fixation	Dual Coil, Active
Polarity	Bipolar
Steroid	Yes

Qualifying Complications	Qty.	Rate
Abnormal Defibrillation Impedance	4	0.09%
Abnormal Pacing Impedance	2	0.05%
Cardiac Perforation	1	0.02%
Conductor Fracture	13	0.30%
Failure to Capture	15	0.35%
Failure to Sense	4	0.09%
Inappropriate Shock	4	0.09%
Insulation Breach	1	0.02%
Lead Dislodgement	38	0.88%
Oversensing	5	0.12%

Malfunctions	Qty	Rate
Conductor Fracture	5	0.12%
Clavicular Crush	1	0.02%
In the Pocket	2	0.05%
Intravascular	2	0.05%
Insulation Breach	5	0.12%
Lead-to-Can Contact	2	0.05%
Lead-to-Lead Contact	2	0.05%
Clavicular Crush	0	0.00%
Externalized Conductors	0	0.00%
Other	1	0.02%
Crimps, Welds & Bonds	0	0.00%
Other	1	0.02%
Extrinsic Factors	43	1.00%
<b>Total</b>	<b>54</b>	<b>1.25%</b>



Year	1	2	3	4	5	6	7	at 89 months		
Survival Probability	98.85%	98.63%	98.31%	97.91%	97.52%	97.31%	97.15%	97.15%		
± 1 standard error	0.16%	0.18%	0.21%	0.24%	0.28%	0.30%	0.35%	0.35%		
Sample Size	4,020	3,490	3,030	2,530	1,980	1,380	710	60		

\*Optim™ lead insulation is a copolymer of silicone and polyurethane.

## Customer Reported Performance Data

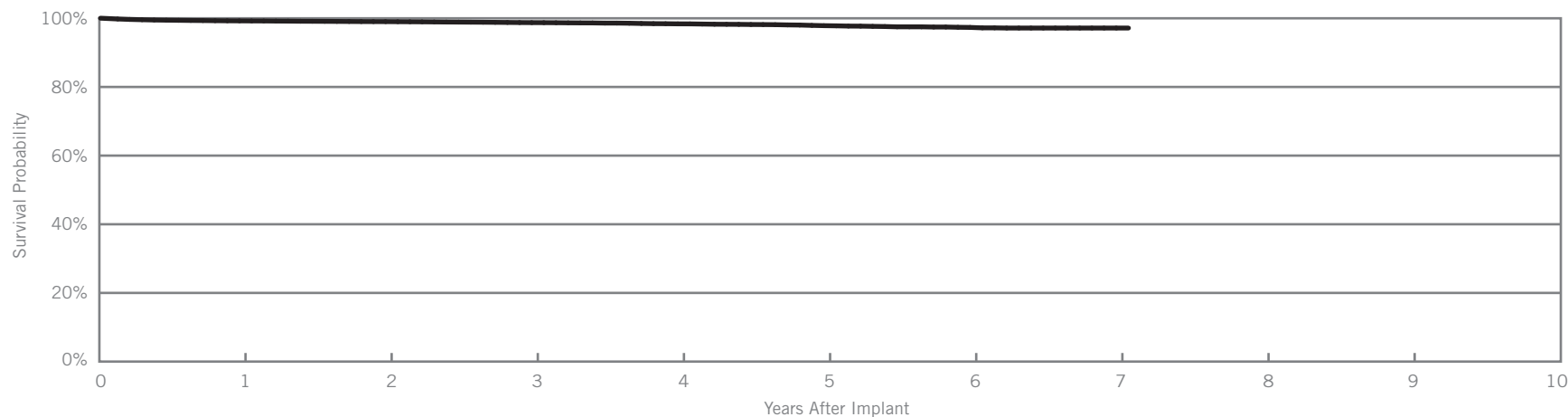
Durata™ DF4

Model 7122Q

US Regulatory Approval	January 2009
Registered US Implants	72,887
Estimated Active US Implants	50,875
Insulation	Optim™*
Type and/or Fixation	Single Coil, Active
Polarity	Bipolar
Steroid	Yes
Number of US Advisories	None

	Acute Observations (Post Implant, ≤30 days)		Chronic Complications (>30 days)	
	Qty.	Rate	Qty.	Rate
Cardiac Perforation	86	0.12%	34	0.05%
Conductor Fracture	2	<0.01%	33	0.05%
Lead Dislodgement	145	0.20%	287	0.39%
Failure to Capture	59	0.08%	189	0.26%
Oversensing	20	0.03%	178	0.24%
Failure to Sense	7	<0.01%	27	0.04%
Insulation Breach	0	0.00%	12	0.02%
Abnormal Pacing Impedance	5	<0.01%	33	0.05%
Abnormal Defibrillation Impedance	5	<0.01%	58	0.08%
Extracardiac Stimulation	3	<0.01%	6	<0.01%
Other	30	0.04%	26	0.04%
<b>Total</b>	<b>362</b>	<b>0.50%</b>	<b>883</b>	<b>1.21%</b>
<b>Total Returned for Analysis</b>	<b>159</b>		<b>406</b>	

Malfunctions	Qty.	Rate
Conductor Fracture	9	0.01%
Clavicular Crush	0	0.00%
In the Pocket	6	<0.01%
Intravascular	3	<0.01%
Insulation Breach	59	0.08%
Lead-to-Can Contact	29	0.04%
Lead-to-Lead Contact	8	0.01%
Clavicular Crush	9	0.01%
Externalized Conductors	0	0.00%
Other	13	0.02%
Crimps, Welds & Bonds	0	0.00%
Other	13	0.02%
Extrinsic Factors	381	0.52%
<b>Total</b>	<b>462</b>	<b>0.63%</b>



Year	1	2	3	4	5	6	7	at 85 months		
Survival Probability	99.25%	99.03%	98.74%	98.38%	97.85%	97.34%	97.16%	97.16%		
± 1 standard error	0.03%	0.04%	0.05%	0.07%	0.10%	0.15%	0.18%	0.18%		
Sample Size	62,000	43,220	28,370	16,620	8,900	4,190	1,330	260		

\*Optim™ lead insulation is a copolymer of silicone and polyurethane.

## Actively Monitored Study Data

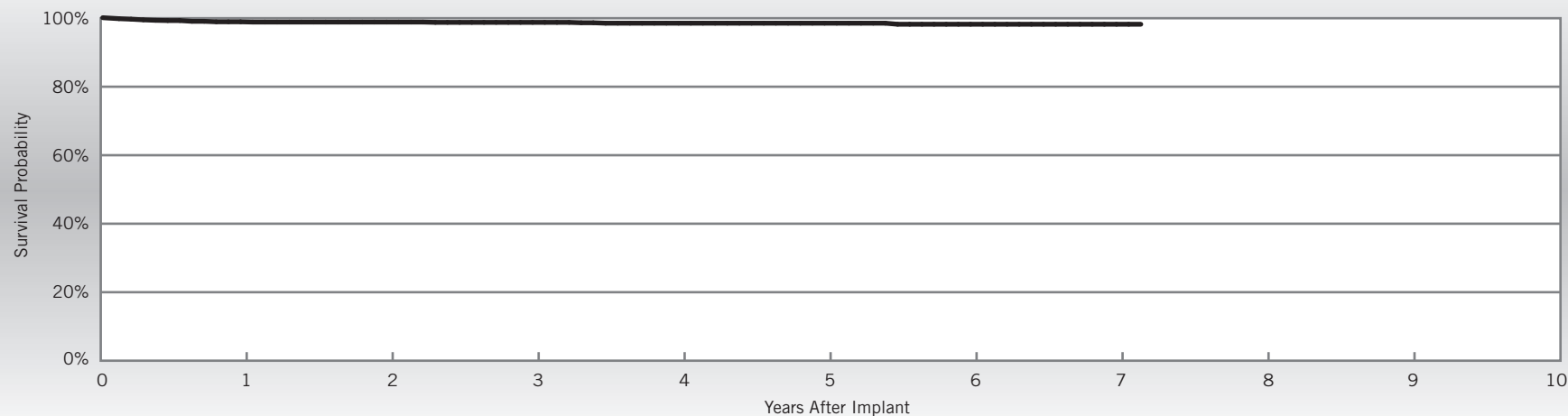
Durata™ DF4

Model 7122Q

US Regulatory Approval	January 2009
Number of Devices Enrolled in Study	1,527
Active Devices Enrolled in Study	853
Cumulative Months of Follow-up	64,762
Insulation	Optim™*
Type and/or Fixation	Single Coil, Active
Polarity	Bipolar
Steroid	Yes

Qualifying Complications	Qty.	Rate
Abnormal Defibrillation Impedance	2	0.13%
Conductor Fracture	3	0.20%
Failure to Capture	5	0.33%
Failure to Sense	1	0.07%
Lead Dislodgement	7	0.46%
Pericardial Effusion	2	0.13%

Malfunctions	Qty	Rate
Conductor Fracture	2	0.13%
Clavicular Crush	1	0.07%
In the Pocket	1	0.07%
Intravascular	0	0.00%
Insulation Breach	4	0.26%
Lead-to-Can Contact	3	0.20%
Lead-to-Lead Contact	0	0.00%
Clavicular Crush	0	0.00%
Externalized Conductors	0	0.00%
Other	1	0.07%
Crimps, Welds & Bonds	0	0.00%
Other	0	0.00%
Extrinsic Factors	14	0.92%
<b>Total</b>	<b>20</b>	<b>1.31%</b>



Year	1	2	3	4	5	6	7	at 86 months		
Survival Probability	98.96%	98.88%	98.79%	98.55%	98.55%	98.24%	98.24%	98.24%		
± 1 standard error	0.27%	0.28%	0.29%	0.34%	0.34%	0.46%	0.46%	0.46%		
Sample Size	1,430	1,240	1,070	790	510	320	150	60		

\*Optim™ lead insulation is a copolymer of silicone and polyurethane.

## Customer Reported Performance Data

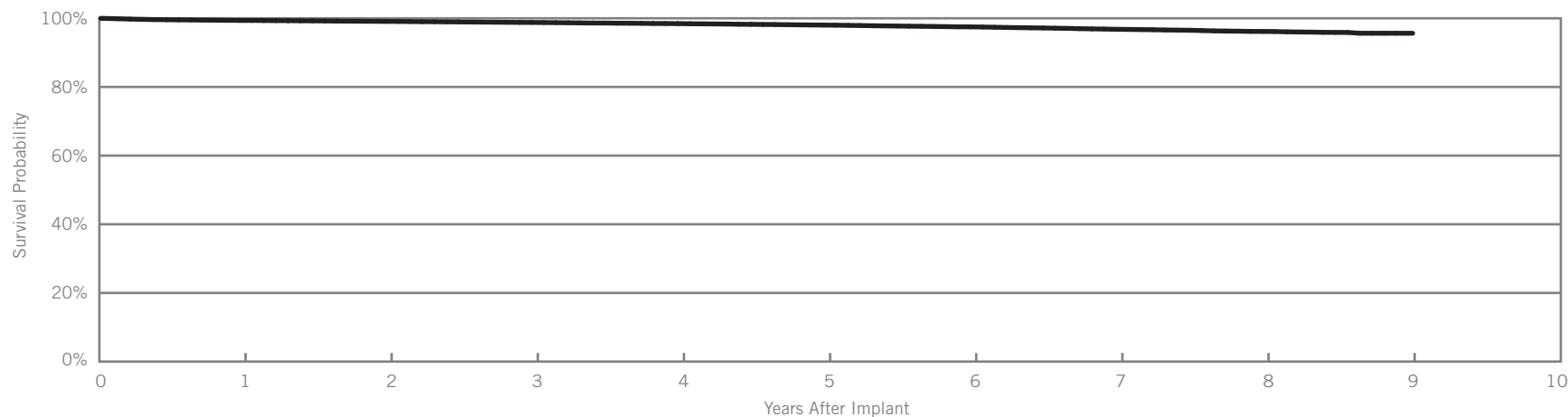
Durata™

Models 7120 & 7121

US Regulatory Approval	September 2007
Registered US Implants	59,547
Estimated Active US Implants	28,617
Insulation	Optim™*
Type and/or Fixation	Dual Coil, Active
Polarity	Bipolar
Steroid	Yes
Number of US Advisories	None

	Acute Observations (Post Implant, ≤30 days)		Chronic Complications (>30 days)	
	Qty.	Rate	Qty.	Rate
Cardiac Perforation	40	0.07%	16	0.03%
Conductor Fracture	1	<0.01%	115	0.19%
Lead Dislodgement	69	0.12%	180	0.30%
Failure to Capture	23	0.04%	270	0.45%
Oversensing	48	0.08%	465	0.78%
Failure to Sense	5	<0.01%	58	0.10%
Insulation Breach	0	0.00%	49	0.08%
Abnormal Pacing Impedance	1	<0.01%	153	0.26%
Abnormal Defibrillation Impedance	19	0.03%	223	0.37%
Extracardiac Stimulation	0	0.00%	1	<0.01%
Other	21	0.04%	39	0.07%
<b>Total</b>	<b>227</b>	<b>0.38%</b>	<b>1569</b>	<b>2.63%</b>
<b>Total Returned for Analysis</b>	<b>92</b>		<b>453</b>	

Malfunctions	Qty.	Rate
Conductor Fracture	31	0.05%
Clavicular Crush	2	<0.01%
In the Pocket	21	0.04%
Intravascular	8	0.01%
Insulation Breach	113	0.19%
Lead-to-Can Contact	58	0.10%
Lead-to-Lead Contact	22	0.04%
Clavicular Crush	13	0.02%
Externalized Conductors	0	0.00%
Other	20	0.03%
Crimps, Welds & Bonds	1	<0.01%
Other	9	0.02%
Extrinsic Factors	373	0.63%
<b>Total</b>	<b>527</b>	<b>0.89%</b>



Year	1	2	3	4	5	6	7	8	9
Survival Probability	99.38%	99.09%	98.79%	98.45%	98.02%	97.50%	96.79%	96.17%	95.64%
± 1 standard error	0.03%	0.04%	0.05%	0.06%	0.07%	0.08%	0.09%	0.12%	0.19%
Sample Size	55,110	47,770	42,320	37,460	32,810	27,640	21,580	12,860	220

\*Optim™ lead insulation is a copolymer of silicone and polyurethane.

## Actively Monitored Study Data

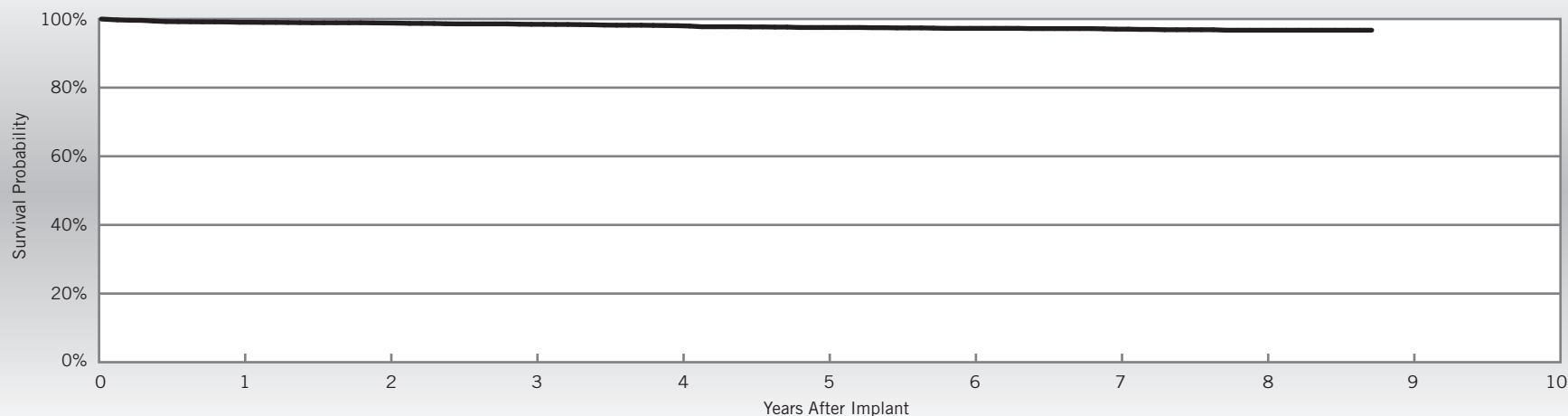
Durata™

Models 7120 & 7121

US Regulatory Approval	September 2007
Number of Devices Enrolled in Study	3,561
Active Devices Enrolled in Study	1,292
Cumulative Months of Follow-up	200,117
Insulation	Optim™*
Type and/or Fixation	Dual Coil, Active
Polarity	Bipolar
Steroid	Yes

Qualifying Complications	Qty.	Rate
Abnormal Defibrillation Impedance	2	0.06%
Abnormal Pacing Impedance	10	0.28%
Conductor Fracture	11	0.31%
Failure to Capture	12	0.34%
Failure to Sense	2	0.06%
Inappropriate Shock	2	0.06%
Insulation Breach	10	0.28%
Lead Dislodgement	20	0.56%
Oversensing	9	0.25%

Malfunctions	Qty	Rate
Conductor Fracture	1	0.03%
Clavicular Crush	0	0.00%
In the Pocket	1	0.03%
Intravascular	0	0.00%
Insulation Breach	11	0.31%
Lead-to-Can Contact	6	0.17%
Lead-to-Lead Contact	4	0.11%
Clavicular Crush	0	0.00%
Externalized Conductors	0	0.00%
Other	1	0.03%
Crimps, Welds & Bonds	0	0.00%
Other	1	0.03%
Extrinsic Factors	28	0.79%
<b>Total</b>	<b>41</b>	<b>1.15%</b>



Year	1	2	3	4	5	6	7	8	at 105 months
Survival Probability	99.04%	98.83%	98.45%	98.04%	97.52%	97.27%	97.04%	96.73%	96.73%
± 1 standard error	0.16%	0.18%	0.22%	0.25%	0.31%	0.33%	0.35%	0.40%	0.40%
Sample Size	3,360	2,960	2,560	2,190	1,850	1,560	1,330	830	60

\*Optim™ lead insulation is a copolymer of silicone and polyurethane.

## Customer Reported Performance Data

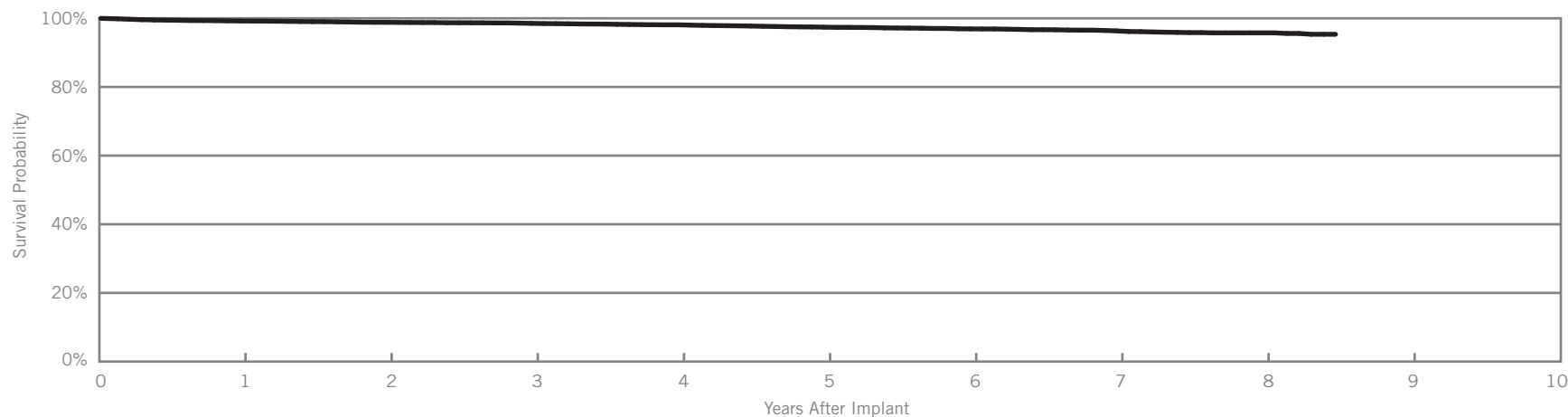
Durata™

Model 7122

US Regulatory Approval	September 2007
Registered US Implants	14,475
Estimated Active US Implants	7,998
Insulation	Optim™*
Type and/or Fixation	Single Coil, Active
Polarity	Bipolar
Steroid	Yes
Number of US Advisories	None

	Acute Observations (Post Implant, ≤30 days)		Chronic Complications (>30 days)	
	Qty.	Rate	Qty.	Rate
Cardiac Perforation	10	0.07%	2	0.01%
Conductor Fracture	1	<0.01%	24	0.17%
Lead Dislodgement	19	0.13%	55	0.38%
Failure to Capture	17	0.12%	63	0.44%
Oversensing	10	0.07%	91	0.63%
Failure to Sense	0	0.00%	9	0.06%
Insulation Breach	0	0.00%	20	0.14%
Abnormal Pacing Impedance	3	0.02%	35	0.24%
Abnormal Defibrillation Impedance	1	<0.01%	22	0.15%
Extracardiac Stimulation	2	0.01%	2	0.01%
Other	4	0.03%	7	0.05%
<b>Total</b>	<b>67</b>	<b>0.46%</b>	<b>330</b>	<b>2.28%</b>
<b>Total Returned for Analysis</b>	<b>31</b>		<b>157</b>	

Malfunctions	Qty.	Rate
Conductor Fracture	15	0.10%
Clavicular Crush	0	0.00%
In the Pocket	12	0.08%
Intravascular	3	0.02%
Insulation Breach	52	0.36%
Lead-to-Can Contact	29	0.20%
Lead-to-Lead Contact	14	0.10%
Clavicular Crush	1	<0.01%
Externalized Conductors	1	<0.01%
Other	7	0.05%
Crimps, Welds & Bonds	0	0.00%
Other	4	0.03%
Extrinsic Factors	118	0.82%
<b>Total</b>	<b>189</b>	<b>1.31%</b>



Year	1	2	3	4	5	6	7	8	at 102 months
Survival Probability	99.22%	98.83%	98.52%	98.10%	97.41%	96.91%	96.33%	95.75%	95.34%
± 1 standard error	0.07%	0.10%	0.11%	0.14%	0.17%	0.20%	0.23%	0.30%	0.42%
Sample Size	13,150	10,880	9,010	7,330	5,950	4,510	2,950	1,460	270

\*Optim™ lead insulation is a copolymer of silicone and polyurethane.



## Actively Monitored Study Data

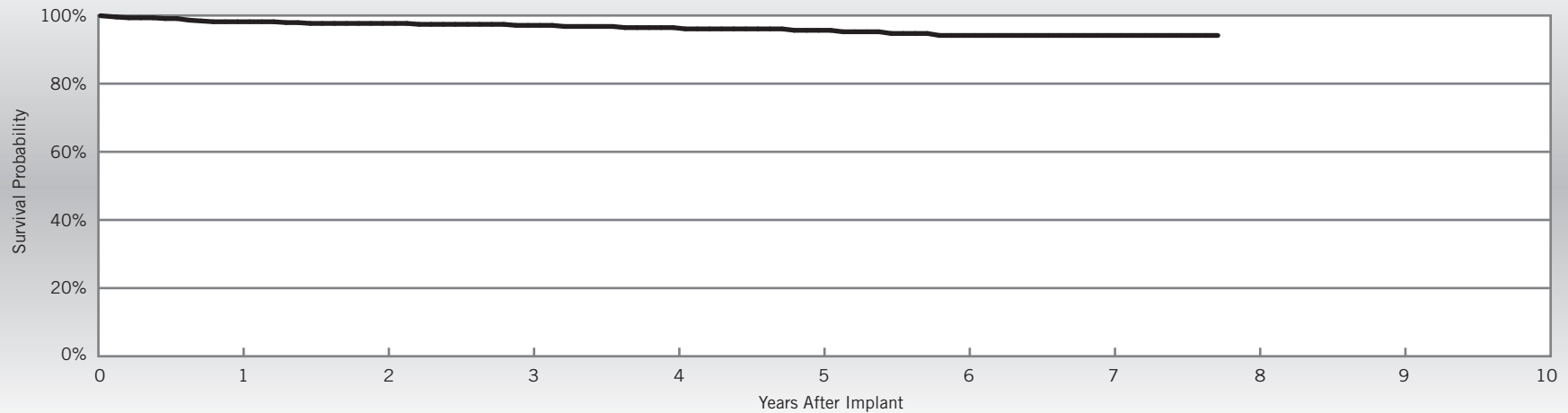
Durata™

Model 7122

US Regulatory Approval	September 2007
Number of Devices Enrolled in Study	449
Active Devices Enrolled in Study	203
Cumulative Months of Follow-up	24,880
Insulation	Optim™*
Type and/or Fixation	Single Coil, Active
Polarity	Bipolar
Steroid	Yes

Qualifying Complications	Qty.	Rate
Abnormal Defibrillation Impedance	1	0.22%
Abnormal Pacing Impedance	3	0.67%
Conductor Fracture	5	1.11%
Failure to Capture	3	0.67%
Failure to Sense	1	0.22%
Lead Dislodgement	4	0.89%
Oversensing	2	0.45%

Malfunctions	Qty	Rate
Conductor Fracture	2	0.45%
Clavicular Crush	0	0.00%
In the Pocket	1	0.22%
Intravascular	1	0.22%
Insulation Breach	2	0.45%
Lead-to-Can Contact	1	0.22%
Lead-to-Lead Contact	0	0.00%
Clavicular Crush	0	0.00%
Externalized Conductors	0	0.00%
Other	1	0.22%
Crimps, Welds & Bonds	0	0.00%
Other	0	0.00%
Extrinsic Factors	8	1.78%
<b>Total</b>	<b>12</b>	<b>2.67%</b>



Year	1	2	3	4	5	6	7	at 93 months		
Survival Probability	98.17%	97.68%	97.11%	96.45%	95.66%	94.15%	94.15%	94.15%		
± 1 standard error	0.64%	0.73%	0.83%	0.94%	1.09%	1.38%	1.38%	1.38%		
Sample Size	430	390	340	290	240	190	130	50		

\*Optim™ lead insulation is a copolymer of silicone and polyurethane.

## Customer Reported Performance Data

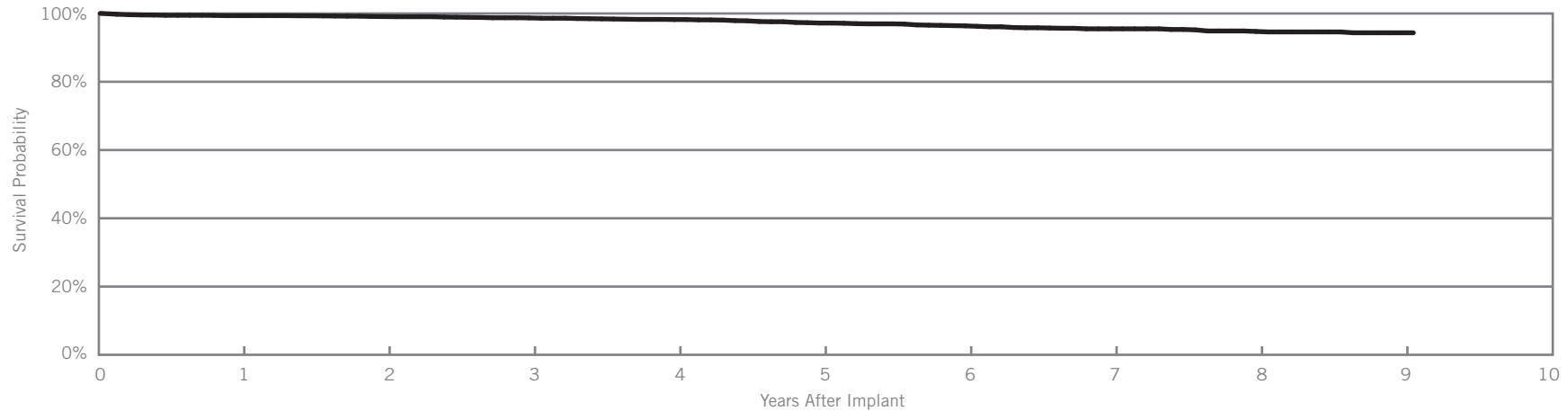
### Riata™ ST Optim™

#### Models 7070 & 7071

US Regulatory Approval	July 2006
Registered US Implants	3,311
Estimated Active US Implants	1,398
Insulation	Optim™*
Type and/or Fixation	Dual Coil, Passive
Polarity	Bipolar
Steroid	Yes
Number of US Advisories	None

	Acute Observations (Post Implant, ≤30 days)		Chronic Complications (>30 days)	
	Qty.	Rate	Qty.	Rate
Cardiac Perforation	3	0.09%	2	0.06%
Conductor Fracture	1	0.03%	16	0.48%
Lead Dislodgement	3	0.09%	13	0.39%
Failure to Capture	5	0.15%	28	0.85%
Oversensing	4	0.12%	41	1.24%
Failure to Sense	3	0.09%	2	0.06%
Insulation Breach	0	0.00%	5	0.15%
Abnormal Pacing Impedance	0	0.00%	11	0.33%
Abnormal Defibrillation Impedance	0	0.00%	12	0.36%
Extracardiac Stimulation	0	0.00%	1	0.03%
Other	0	0.00%	2	0.06%
<b>Total</b>	<b>19</b>	<b>0.57%</b>	<b>133</b>	<b>4.02%</b>
<b>Total Returned for Analysis</b>	<b>6</b>		<b>29</b>	

Malfunctions	Qty.	Rate
Conductor Fracture	1	0.03%
Clavicular Crush	0	0.00%
In the Pocket	0	0.00%
Intravascular	1	0.03%
Insulation Breach	11	0.33%
Lead-to-Can Contact	3	0.09%
Lead-to-Lead Contact	2	0.06%
Clavicular Crush	2	0.06%
Externalized Conductors	1	0.03%
Other	3	0.09%
Crimps, Welds & Bonds	0	0.00%
Other	0	0.00%
Extrinsic Factors	20	0.60%
<b>Total</b>	<b>32</b>	<b>0.97%</b>



Year	1	2	3	4	5	6	7	8	9	at 109 months
Survival Probability	99.37%	99.10%	98.71%	98.23%	97.20%	96.38%	95.51%	94.74%	94.35%	94.35%
± 1 standard error	0.14%	0.17%	0.21%	0.26%	0.34%	0.41%	0.48%	0.54%	0.63%	0.63%
Sample Size	3,020	2,590	2,300	2,050	1,820	1,550	1,280	900	440	210

\*Optim™ lead insulation is a copolymer of silicone and polyurethane.

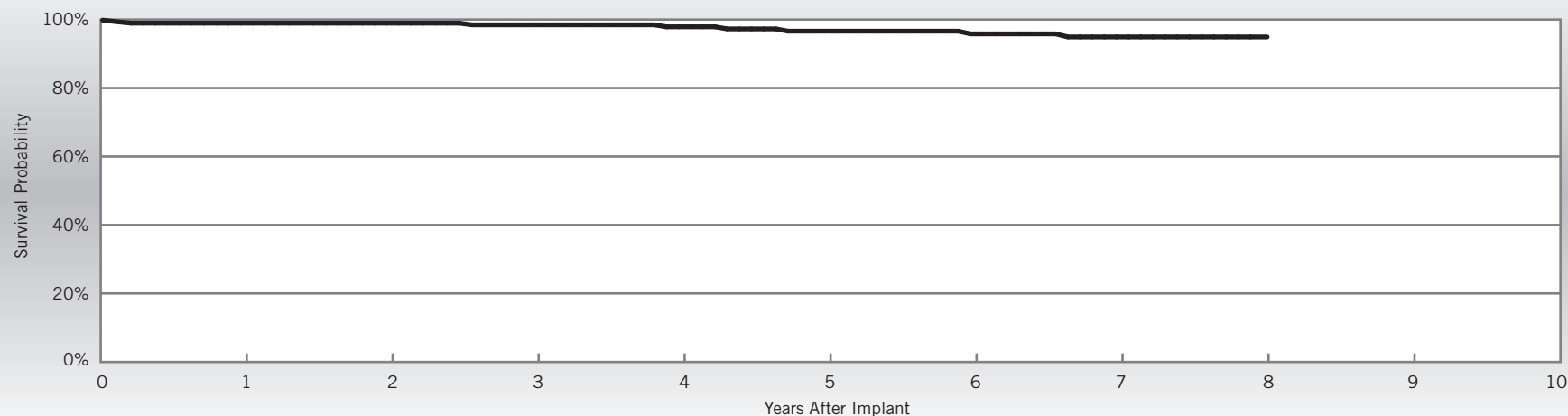
## Actively Monitored Study Data

### Riata™ ST Optim™ Models 7070 & 7071

US Regulatory Approval	July 2006
Number of Devices Enrolled in Study	288
Active Devices Enrolled in Study	103
Cumulative Months of Follow-up	16,440
Insulation	Optim™*
Type and/or Fixation	Dual Coil, Passive
Polarity	Bipolar
Steroid	Yes

Qualifying Complications	Qty.	Rate
Abnormal Defibrillation Impedance	1	0.35%
Abnormal Pacing Impedance	2	0.69%
Cardiac Perforation	1	0.35%
Conductor Fracture	2	0.69%
Failure to Capture	1	0.35%
Lead Dislodgement	1	0.35%
Oversensing	1	0.35%

Malfunctions	Qty	Rate
Conductor Fracture	0	0.00%
Clavicular Crush	0	0.00%
In the Pocket	0	0.00%
Intravascular	0	0.00%
Insulation Breach	0	0.00%
Lead-to-Can Contact	0	0.00%
Lead-to-Lead Contact	0	0.00%
Clavicular Crush	0	0.00%
Externalized Conductors	0	0.00%
Other	0	0.00%
Crimps, Welds & Bonds	0	0.00%
Other	0	0.00%
Extrinsic Factors	1	0.35%
<b>Total</b>	<b>1</b>	<b>0.35%</b>



Year	1	2	3	4	5	6	7	8		
Survival Probability	98.94%	98.94%	98.46%	97.88%	96.61%	95.82%	94.93%	94.93%		
± 1 standard error	0.61%	0.61%	0.77%	0.96%	1.30%	1.30%	1.74%	1.74%		
Sample Size	270	240	210	180	150	130	110	50		

\*Optim™ lead insulation is a copolymer of silicone and polyurethane.

## Customer Reported Performance Data

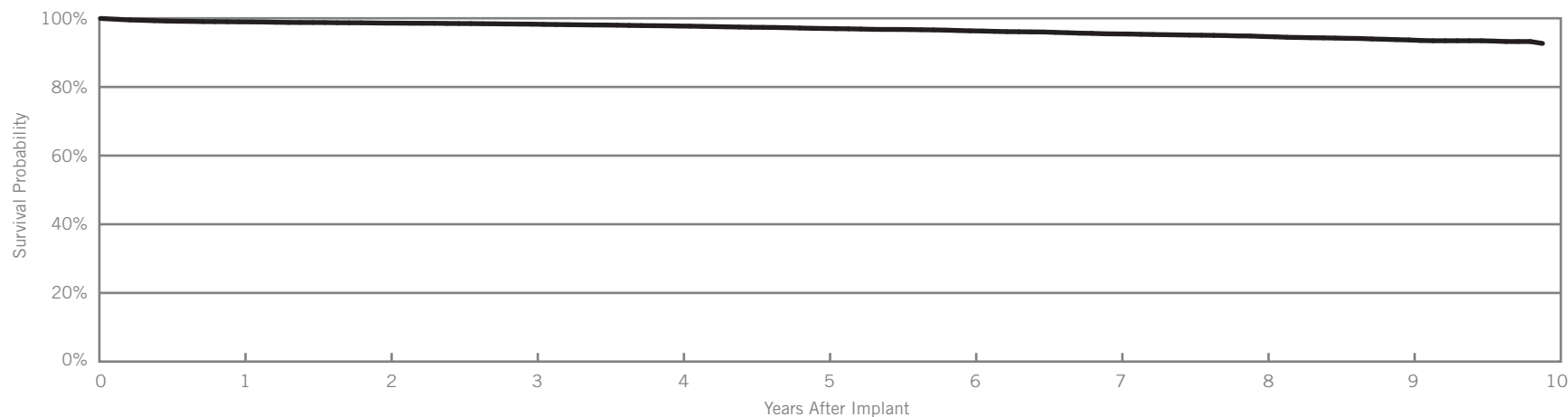
Riata™ ST Optim™

Models 7020 & 7021

US Regulatory Approval	July 2006
Registered US Implants	14,243
Estimated Active US Implants	5,588
Insulation	Optim™*
Type and/or Fixation	Dual Coil, Active
Polarity	Bipolar
Steroid	Yes
Number of US Advisories	None

	Acute Observations (Post Implant, ≤30 days)		Chronic Complications (>30 days)	
	Qty.	Rate	Qty.	Rate
Cardiac Perforation	33	0.23%	16	0.11%
Conductor Fracture	0	0.00%	51	0.36%
Lead Dislodgement	27	0.19%	63	0.44%
Failure to Capture	17	0.12%	134	0.94%
Oversensing	19	0.13%	206	1.45%
Failure to Sense	8	0.06%	18	0.13%
Insulation Breach	0	0.00%	24	0.17%
Abnormal Pacing Impedance	1	<0.01%	41	0.29%
Abnormal Defibrillation Impedance	4	0.03%	79	0.55%
Extracardiac Stimulation	3	0.02%	2	0.01%
Other	0	0.00%	27	0.19%
<b>Total</b>	<b>112</b>	<b>0.79%</b>	<b>661</b>	<b>4.64%</b>
<b>Total Returned for Analysis</b>	<b>53</b>		<b>191</b>	

Malfunctions	Qty.	Rate
Conductor Fracture	10	0.07%
Clavicular Crush	1	<0.01%
In the Pocket	4	0.03%
Intravascular	5	0.04%
Insulation Breach	42	0.29%
Lead-to-Can Contact	15	0.11%
Lead-to-Lead Contact	6	0.04%
Clavicular Crush	4	0.03%
Externalized Conductors	0	0.00%
Other	17	0.12%
Crimps, Welds & Bonds	0	0.00%
Other	0	0.00%
Extrinsic Factors	166	1.17%
<b>Total</b>	<b>218</b>	<b>1.53%</b>



Year	1	2	3	4	5	6	7	8	9	at 119 months
Survival Probability	98.97%	98.60%	98.29%	97.75%	97.03%	96.35%	95.45%	94.70%	93.70%	92.67%
± 1 standard error	0.09%	0.10%	0.12%	0.14%	0.17%	0.19%	0.22%	0.24%	0.28%	0.34%
Sample Size	13,110	11,310	10,050	8,980	8,130	7,370	6,650	5,850	4,220	210

\*Optim™ lead insulation is a copolymer of silicone and polyurethane.

## Actively Monitored Study Data

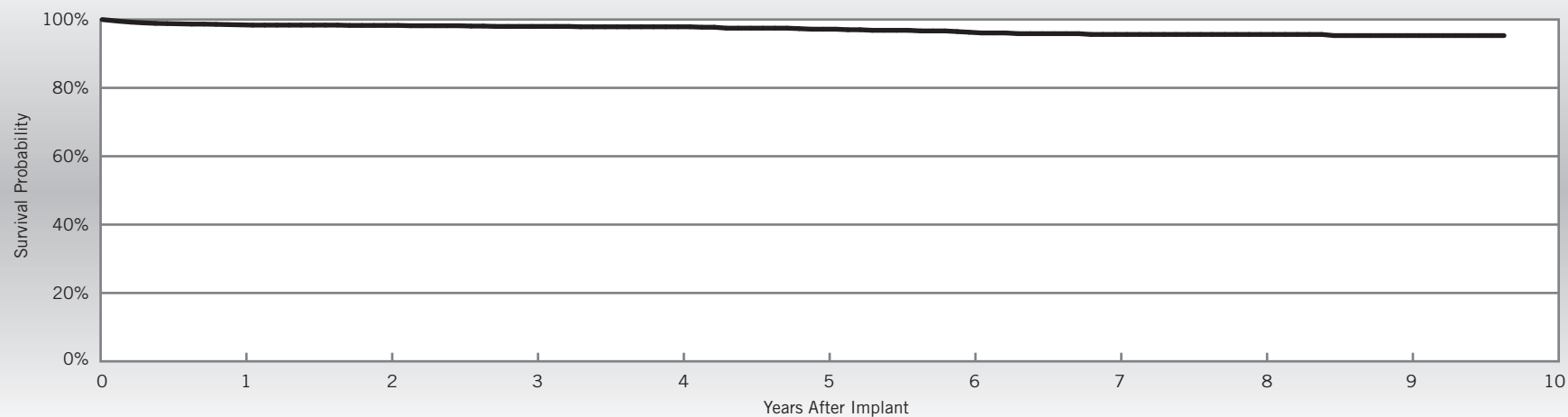
Riata™ ST Optim™

Models 7020 & 7021

US Regulatory Approval	July 2006
Number of Devices Enrolled in Study	1,469
Active Devices Enrolled in Study	317
Cumulative Months of Follow-up	80,810
Insulation	Optim™*
Type and/or Fixation	Dual Coil, Active
Polarity	Bipolar
Steroid	Yes

Qualifying Complications	Qty	Rate
Abnormal Pacing Impedance	6	0.41%
Cardiac Perforation	1	0.07%
Conductor Fracture	7	0.48%
Failure to Capture	11	0.75%
Failure to Sense	1	0.07%
Insulation Breach	2	0.14%
Lead Dislodgement	9	0.61%
Oversensing	4	0.27%
Skin Erosion	1	0.07%

Malfunctions	Qty	Rate
Conductor Fracture	3	0.20%
Clavicular Crush	0	0.00%
In the Pocket	3	0.20%
Intravascular	0	0.00%
Insulation Breach	3	0.20%
Lead-to-Can Contact	1	0.07%
Lead-to-Lead Contact	0	0.00%
Clavicular Crush	2	0.14%
Externalized Conductors	0	0.00%
Other	0	0.00%
Crimps, Welds & Bonds	0	0.00%
Other	0	0.00%
Extrinsic Factors	15	1.02%
<b>Total</b>	<b>21</b>	<b>1.43%</b>



Year	1	2	3	4	5	6	7	8	9	at 116 months
Survival Probability	98.44%	98.27%	97.98%	97.87%	97.17%	96.27%	95.63%	95.63%	95.30%	95.30%
± 1 standard error	0.32%	0.35%	0.39%	0.40%	0.51%	0.61%	0.74%	0.74%	0.81%	0.81%
Sample Size	1,380	1,180	1,000	840	690	550	440	360	250	60

\*Optim™ lead insulation is a copolymer of silicone and polyurethane.

## Customer Reported Performance Data

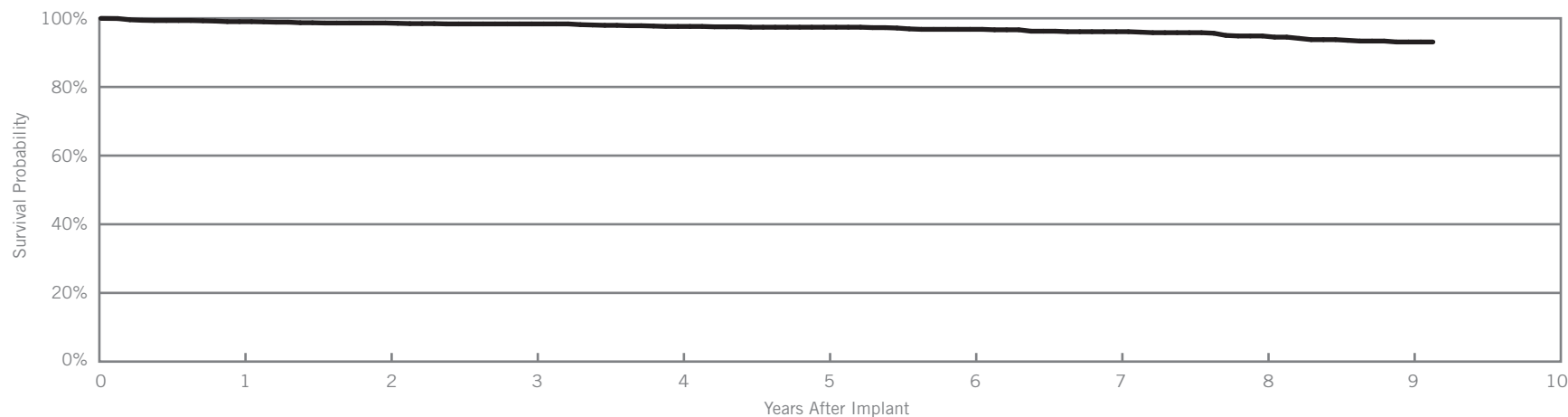
Riata™ ST Optim™

Model 7022

US Regulatory Approval	July 2006
Registered US Implants	1,470
Estimated Active US Implants	602
Insulation	Optim™*
Type and/or Fixation	Single Coil, Active
Polarity	Bipolar
Steroid	Yes
Number of US Advisories	None

	Acute Observations (Post Implant, ≤30 days)		Chronic Complications (>30 days)	
	Qty.	Rate	Qty.	Rate
Cardiac Perforation	5	0.34%	2	0.14%
Conductor Fracture	0	0.00%	9	0.61%
Lead Dislodgement	3	0.20%	11	0.75%
Failure to Capture	1	0.07%	9	0.61%
Oversensing	0	0.00%	18	1.22%
Failure to Sense	0	0.00%	1	0.07%
Insulation Breach	0	0.00%	6	0.41%
Abnormal Pacing Impedance	1	0.07%	3	0.20%
Abnormal Defibrillation Impedance	0	0.00%	3	0.20%
Extracardiac Stimulation	0	0.00%	1	0.07%
Other	0	0.00%	1	0.07%
<b>Total</b>	<b>10</b>	<b>0.68%</b>	<b>64</b>	<b>4.35%</b>
<b>Total Returned for Analysis</b>	<b>3</b>		<b>21</b>	

Malfunctions	Qty.	Rate
Conductor Fracture	3	0.20%
Clavicular Crush	0	0.00%
In the Pocket	2	0.14%
Intravascular	1	0.07%
Insulation Breach	6	0.41%
Lead-to-Can Contact	5	0.34%
Lead-to-Lead Contact	0	0.00%
Clavicular Crush	0	0.00%
Externalized Conductors	0	0.00%
Other	1	0.07%
Crimps, Welds & Bonds	0	0.00%
Other	0	0.00%
Extrinsic Factors	19	1.29%
<b>Total</b>	<b>28</b>	<b>1.90%</b>



Year	1	2	3	4	5	6	7	8	9	at 110 months
Survival Probability	99.03%	98.63%	98.36%	97.63%	97.40%	96.78%	96.10%	94.85%	93.10%	93.10%
± 1 standard error	0.27%	0.32%	0.36%	0.45%	0.47%	0.55%	0.62%	0.76%	0.94%	0.94%
Sample Size	1,360	1,190	1,060	950	860	780	700	620	410	220

\*Optim™ lead insulation is a copolymer of silicone and polyurethane.

## Customer Reported Performance Data

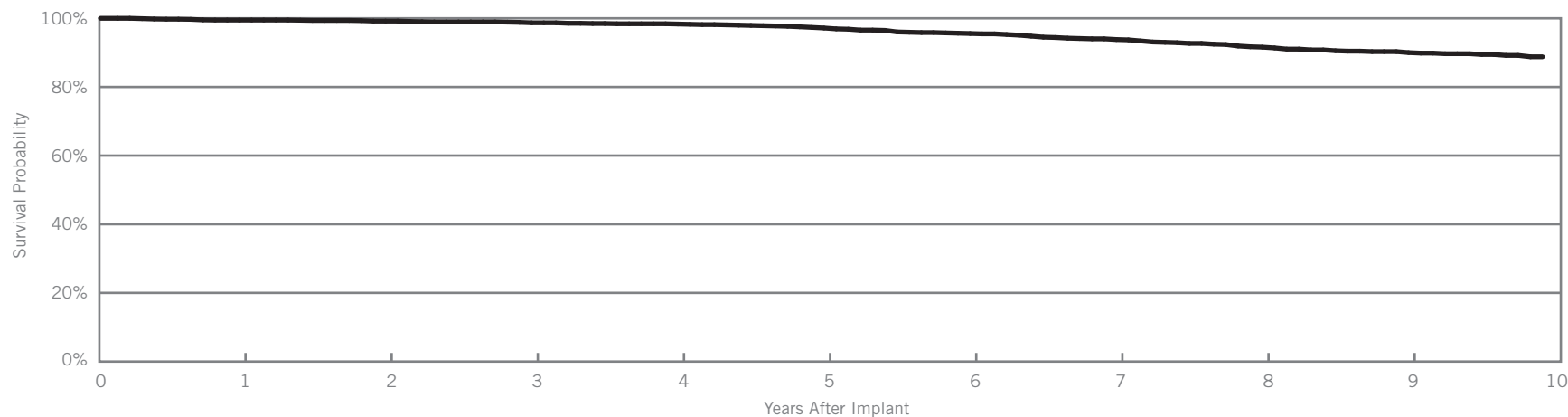
Riata™ ST

Models 7010 & 7011

US Regulatory Approval	March 2006
Registered US Implants	2,200
Estimated Active US Implants	779
Insulation	Silicone
Type and/or Fixation	Dual Coil, Active
Polarity	Integrated Bipolar
Steroid	Yes
Number of US Advisories (see pg. 324)	One

	Acute Observations (Post Implant, ≤30 days)		Chronic Complications (>30 days)	
	Qty.	Rate	Qty.	Rate
Cardiac Perforation	3	0.14%	3	0.14%
Conductor Fracture	0	0.00%	5	0.23%
Lead Dislodgement	1	0.05%	8	0.36%
Failure to Capture	2	0.09%	6	0.27%
Oversensing	2	0.09%	40	1.82%
Failure to Sense	1	0.05%	3	0.14%
Insulation Breach	0	0.00%	38	1.73%
Abnormal Pacing Impedance	1	0.05%	21	0.95%
Abnormal Defibrillation Impedance	0	0.00%	18	0.82%
Extracardiac Stimulation	0	0.00%	0	0.00%
Other	1	0.05%	2	0.09%
<b>Total</b>	<b>11</b>	<b>0.50%</b>	<b>144</b>	<b>6.55%</b>
<b>Total Returned for Analysis</b>	<b>4</b>		<b>31</b>	

Malfunctions	Qty.	Rate
Conductor Fracture	2	0.09%
Clavicular Crush	0	0.00%
In the Pocket	2	0.09%
Intravascular	0	0.00%
Insulation Breach	36	1.64%
Lead-to-Can Contact	11	0.50%
Lead-to-Lead Contact	17	0.77%
Clavicular Crush	1	0.05%
Externalized Conductors	2	0.09%
Other	5	0.23%
Crimps, Welds & Bonds	0	0.00%
Other	0	0.00%
Extrinsic Factors	9	0.41%
<b>Total</b>	<b>47</b>	<b>2.14%</b>



Year	1	2	3	4	5	6	7	8	9	at 119 months
Survival Probability	99.49%	99.20%	98.69%	98.33%	97.17%	95.57%	93.82%	91.60%	90.01%	88.79%
± 1 standard error	0.16%	0.21%	0.26%	0.31%	0.42%	0.56%	0.68%	0.82%	0.91%	1.08%
Sample Size	2,030	1,750	1,550	1,370	1,210	1,080	970	870	710	210

## Customer Reported Performance Data

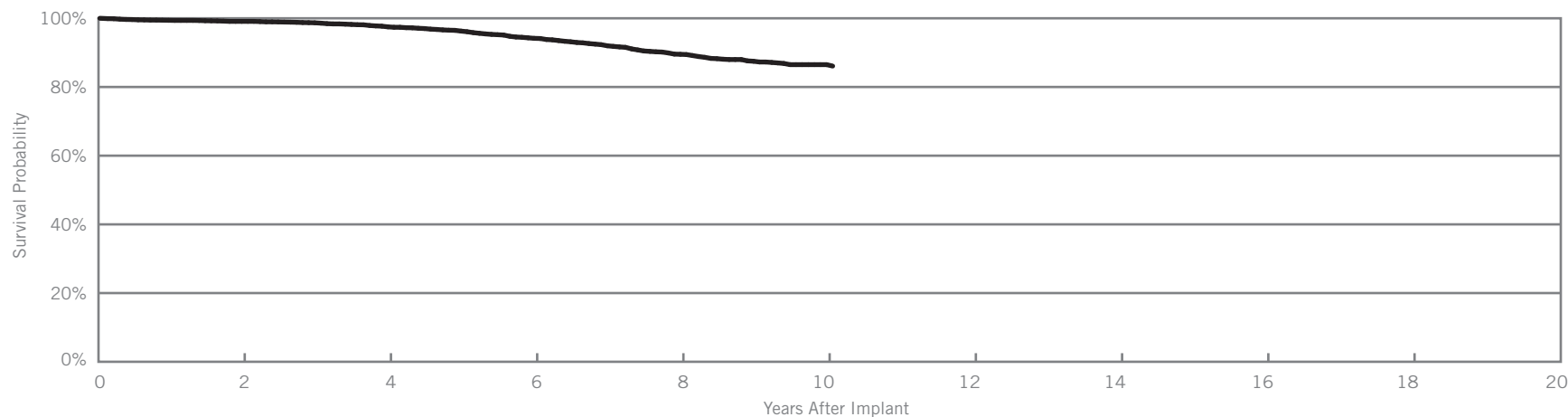
Riata™ ST

Models 7040 & 7041

US Regulatory Approval	March 2006
Registered US Implants	4,055
Estimated Active US Implants	1,432
Insulation	Silicone
Type and/or Fixation	Dual Coil, Passive
Polarity	Bipolar
Steroid	Yes
Number of US Advisories (see pg. 324)	One

	Acute Observations (Post Implant, ≤30 days)		Chronic Complications (>30 days)	
	Qty.	Rate	Qty.	Rate
Cardiac Perforation	4	0.10%	3	0.07%
Conductor Fracture	0	0.00%	30	0.74%
Lead Dislodgement	5	0.12%	5	0.12%
Failure to Capture	0	0.00%	45	1.11%
Oversensing	3	0.07%	89	2.19%
Failure to Sense	0	0.00%	14	0.35%
Insulation Breach	0	0.00%	53	1.31%
Abnormal Pacing Impedance	2	0.05%	19	0.47%
Abnormal Defibrillation Impedance	0	0.00%	20	0.49%
Extracardiac Stimulation	0	0.00%	1	0.02%
Other	1	0.02%	6	0.15%
<b>Total</b>	<b>15</b>	<b>0.37%</b>	<b>285</b>	<b>7.03%</b>
<b>Total Returned for Analysis</b>	<b>3</b>		<b>61</b>	

Malfunctions	Qty.	Rate
Conductor Fracture	4	0.10%
Clavicular Crush	0	0.00%
In the Pocket	1	0.02%
Intravascular	3	0.07%
Insulation Breach	49	1.21%
Lead-to-Can Contact	24	0.59%
Lead-to-Lead Contact	14	0.35%
Clavicular Crush	0	0.00%
Externalized Conductors	2	0.05%
Other	9	0.22%
Crimps, Welds & Bonds	0	0.00%
Other	0	0.00%
Extrinsic Factors	28	0.69%
<b>Total</b>	<b>81</b>	<b>2.00%</b>



Year	2	4	6	8	10	at 121 months			
Survival Probability	99.10%	97.50%	94.16%	89.51%	86.50%	86.09%			
± 1 standard error	0.16%	0.27%	0.47%	0.67%	0.85%	0.85%			
Sample Size	3,270	2,580	2,040	1,490	520	230			



## Customer Reported Performance Data

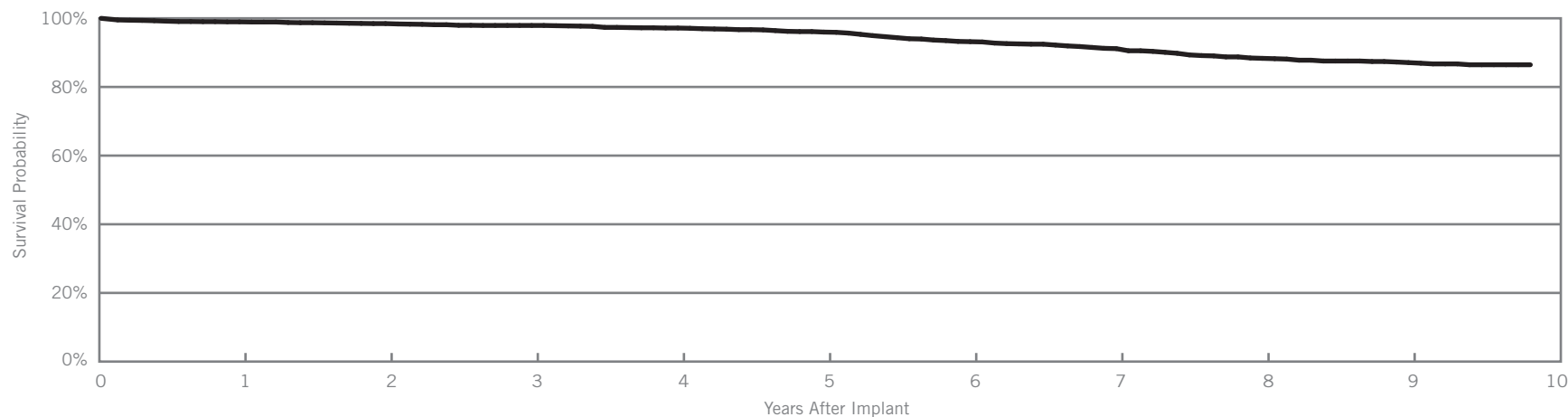
Riata™ ST

Model 7002

US Regulatory Approval	June 2005
Registered US Implants	2,406
Estimated Active US Implants	846
Insulation	Silicone
Type and/or Fixation	Single Coil, Active
Polarity	Bipolar
Steroid	Yes
Number of US Advisories (see pg. 324)	One

	Acute Observations (Post Implant, ≤30 days)		Chronic Complications (>30 days)	
	Qty.	Rate	Qty.	Rate
Cardiac Perforation	6	0.25%	5	0.21%
Conductor Fracture	0	0.00%	9	0.37%
Lead Dislodgement	2	0.08%	9	0.37%
Failure to Capture	4	0.17%	18	0.75%
Oversensing	4	0.17%	57	2.37%
Failure to Sense	0	0.00%	2	0.08%
Insulation Breach	0	0.00%	63	2.62%
Abnormal Pacing Impedance	2	0.08%	3	0.12%
Abnormal Defibrillation Impedance	1	0.04%	7	0.29%
Extracardiac Stimulation	0	0.00%	0	0.00%
Other	1	0.04%	8	0.33%
<b>Total</b>	<b>20</b>	<b>0.83%</b>	<b>181</b>	<b>7.52%</b>
<b>Total Returned for Analysis</b>	<b>11</b>		<b>65</b>	

Malfunctions	Qty.	Rate
Conductor Fracture	5	0.21%
Clavicular Crush	0	0.00%
In the Pocket	2	0.08%
Intravascular	3	0.12%
Insulation Breach	62	2.58%
Lead-to-Can Contact	29	1.21%
Lead-to-Lead Contact	14	0.58%
Clavicular Crush	0	0.00%
Externalized Conductors	8	0.33%
Other	11	0.46%
Crimps, Welds & Bonds	0	0.00%
Other	0	0.00%
Extrinsic Factors	23	0.96%
<b>Total</b>	<b>90</b>	<b>3.74%</b>



Year	1	2	3	4	5	6	7	8	9	at 118 months
Survival Probability	98.97%	98.46%	97.91%	97.16%	95.98%	93.19%	91.16%	88.33%	87.09%	86.46%
± 1 standard error	0.21%	0.27%	0.32%	0.38%	0.46%	0.64%	0.75%	0.88%	0.95%	1.02%
Sample Size	2,220	1,930	1,740	1,560	1,400	1,250	1,100	940	670	220

## Customer Reported Performance Data

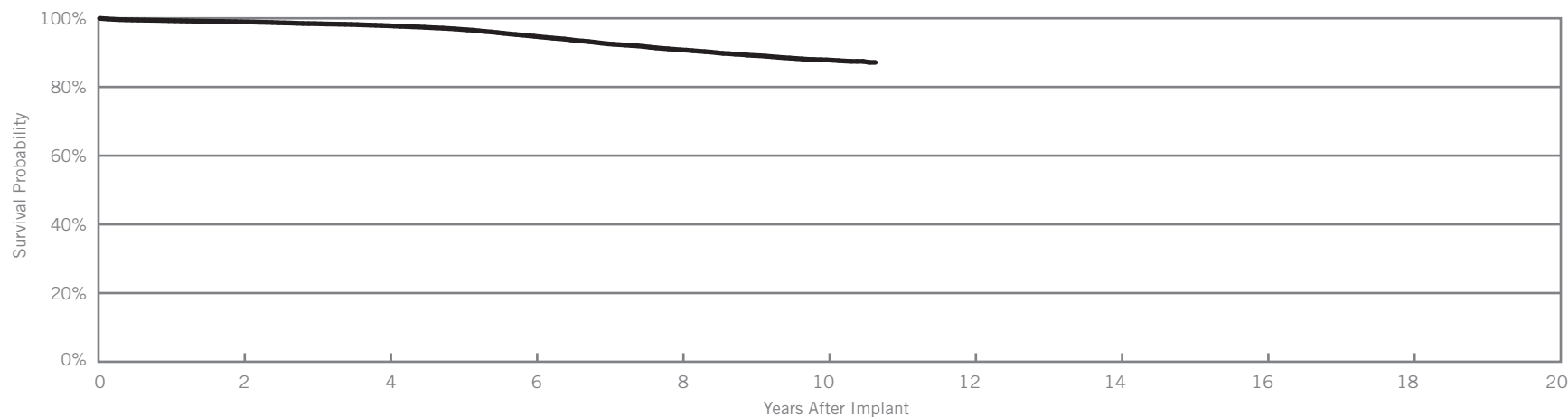
Riata™ ST

Models 7000 & 7001

US Regulatory Approval	June 2005
Registered US Implants	34,878
Estimated Active US Implants	11,877
Insulation	Silicone
Type and/or Fixation	Dual Coil, Active
Polarity	Bipolar
Steroid	Yes
Number of US Advisories (see pg. 324)	One

	Acute Observations (Post Implant, ≤30 days)		Chronic Complications (>30 days)	
	Qty.	Rate	Qty.	Rate
Cardiac Perforation	42	0.12%	32	0.09%
Conductor Fracture	0	0.00%	133	0.38%
Lead Dislodgement	38	0.11%	58	0.17%
Failure to Capture	42	0.12%	301	0.86%
Oversensing	40	0.11%	761	2.18%
Failure to Sense	7	0.02%	61	0.17%
Insulation Breach	1	<0.01%	683	1.96%
Abnormal Pacing Impedance	8	0.02%	109	0.31%
Abnormal Defibrillation Impedance	4	0.01%	175	0.50%
Extracardiac Stimulation	3	<0.01%	5	0.01%
Other	11	0.03%	89	0.26%
<b>Total</b>	<b>196</b>	<b>0.56%</b>	<b>2407</b>	<b>6.90%</b>
<b>Total Returned for Analysis</b>	<b>97</b>		<b>659</b>	

Malfunctions	Qty.	Rate
Conductor Fracture	23	0.07%
Clavicular Crush	4	0.01%
In the Pocket	7	0.02%
Intravascular	12	0.03%
Insulation Breach	547	1.57%
Lead-to-Can Contact	286	0.82%
Lead-to-Lead Contact	149	0.43%
Clavicular Crush	11	0.03%
Externalized Conductors	35	0.10%
Other	66	0.19%
Crimps, Welds & Bonds	1	<0.01%
Other	1	<0.01%
Extrinsic Factors	290	0.83%
<b>Total</b>	<b>862</b>	<b>2.47%</b>



Year	2	4	6	8	10	at 128 months			
Survival Probability	98.97%	97.84%	94.78%	90.81%	87.88%	87.16%			
± 1 standard error	0.06%	0.09%	0.15%	0.21%	0.26%	0.36%			
Sample Size	28,450	22,530	17,820	13,790	6,650	410			

Actively Monitored Study Data

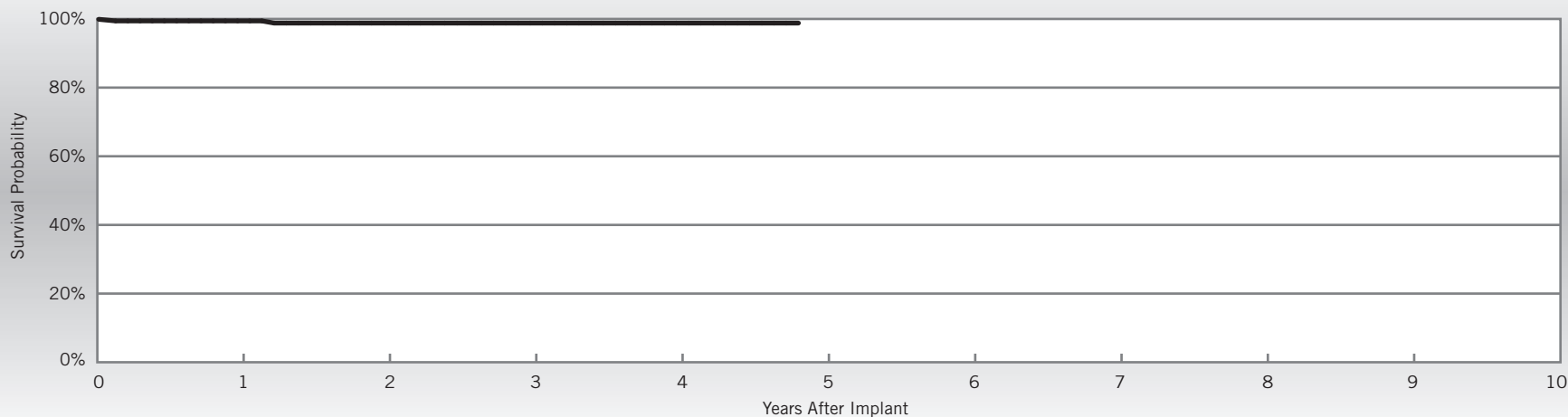
Riata™ ST

Models 7000 & 7001

US Regulatory Approval	June 2005
Number of Devices Enrolled in Study	179
Active Devices Enrolled in Study	36
Cumulative Months of Follow-up	7,760
Insulation	Silicone
Type and/or Fixation	Dual Coil, Active
Polarity	Bipolar
Steroid	Yes

Qualifying Complications	Qty	Rate
Insulation Breach	1	0.56%
Lead Dislodgement	1	0.56%

Malfunctions	Qty	Rate
Conductor Fracture	0	0.00%
Clavicular Crush	0	0.00%
In the Pocket	0	0.00%
Intravascular	0	0.00%
Insulation Breach	3	1.68%
Lead-to-Can Contact	2	1.12%
Lead-to-Lead Contact	1	0.56%
Clavicular Crush	0	0.00%
Externalized Conductors	0	0.00%
Other	0	0.00%
Crimps, Welds & Bonds	1	0.56%
Other	0	0.00%
Extrinsic Factors	0	0.00%
<b>Total</b>	<b>4</b>	<b>2.23%</b>



Year	1	2	3	4	at 58 months				
Survival Probability	99.43%	98.80%	98.80%	98.80%	98.80%				
± 1 standard error	0.57%	0.84%	0.84%	0.84%	0.84%				
Sample Size	170	150	120	90	50				

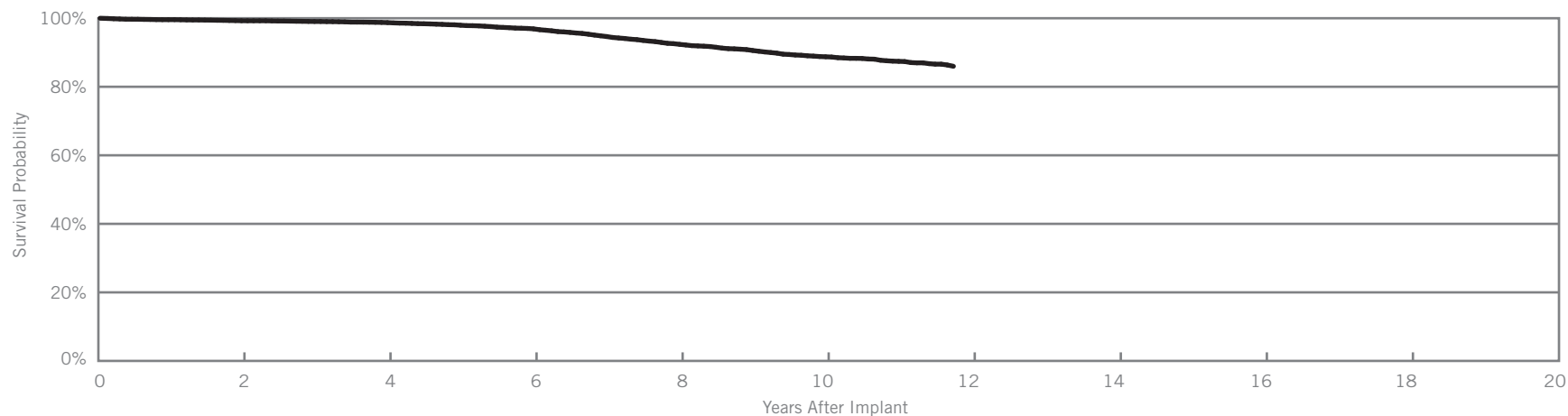
## Customer Reported Performance Data

Riata™ i

Models 1590 & 1591

US Regulatory Approval	April 2004
Registered US Implants	9,700
Estimated Active US Implants	2,848
Insulation	Silicone
Type and/or Fixation	Dual Coil, Active
Polarity	Integrated Bipolar
Steroid	Yes
Number of US Advisories (see pg. 324)	One

Malfunctions	Qty.	Rate
Conductor Fracture	7	0.07%
Clavicular Crush	1	0.01%
In the Pocket	1	0.01%
Intravascular	5	0.05%
Insulation Breach	161	1.66%
Lead-to-Can Contact	63	0.65%
Lead-to-Lead Contact	48	0.49%
Clavicular Crush	2	0.02%
Externalized Conductors	18	0.19%
Other	30	0.31%
Crimps, Welds & Bonds	0	0.00%
Other	1	0.01%
Extrinsic Factors	51	0.53%
<b>Total</b>	<b>220</b>	<b>2.27%</b>



Year	2	4	6	8	10	at 141 months				
Survival Probability	99.27%	98.73%	96.90%	92.38%	88.75%	85.98%				
± 1 standard error	0.09%	0.12%	0.22%	0.37%	0.48%	0.65%				
Sample Size	8,060	6,410	5,000	3,900	2,930	290				

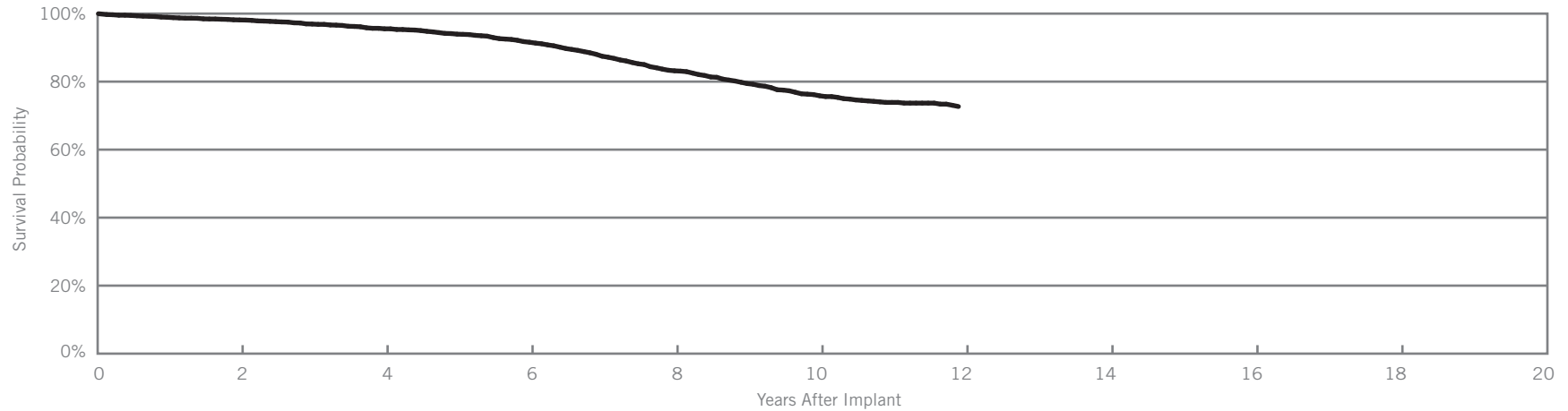
## Customer Reported Performance Data

Riata™

Model 1582

US Regulatory Approval	March 2003
Registered US Implants	3,130
Estimated Active US Implants	765
Insulation	Silicone
Type and/or Fixation	Single Coil, Active
Polarity	Bipolar
Steroid	Yes
Number of US Advisories (see pg. 324)	One

Malfunctions	Qty.	Rate
Conductor Fracture	3	0.10%
Clavicular Crush	0	0.00%
In the Pocket	0	0.00%
Intravascular	3	0.10%
Insulation Breach	158	5.05%
Lead-to-Can Contact	49	1.57%
Lead-to-Lead Contact	29	0.93%
Clavicular Crush	2	0.06%
Externalized Conductors	48	1.53%
Other	30	0.96%
Crimps, Welds & Bonds	0	0.00%
Other	0	0.00%
Extrinsic Factors	34	1.09%
<b>Total</b>	<b>195</b>	<b>6.23%</b>



Year	2	4	6	8	10	at 143 months				
Survival Probability	98.14%	95.53%	91.58%	83.18%	75.84%	72.68%				
± 1 standard error	0.26%	0.42%	0.61%	0.93%	1.16%	1.33%				
Sample Size	2,540	2,010	1,540	1,100	740	210				

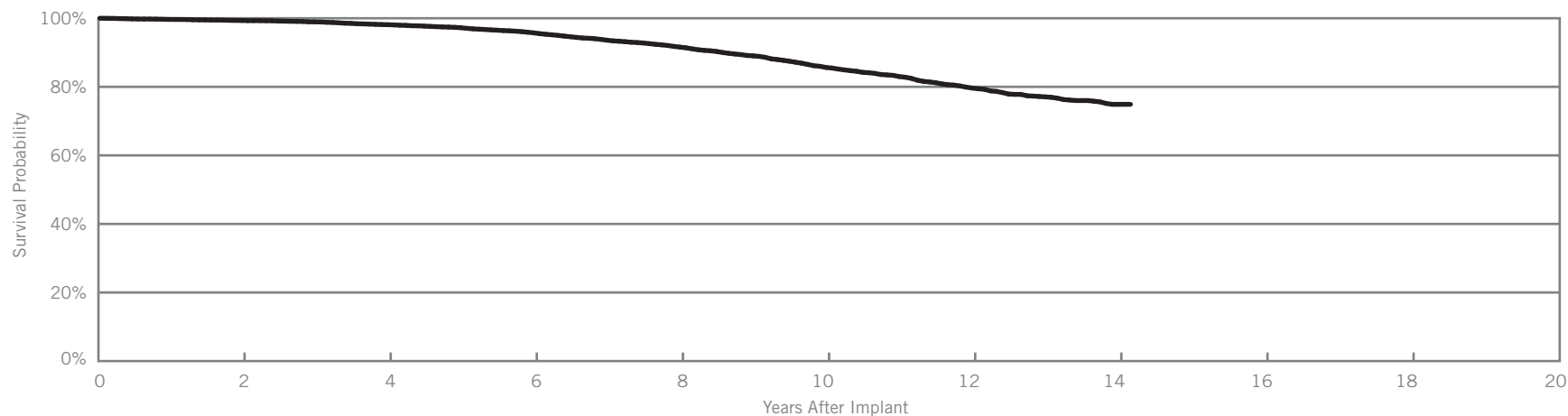
## Customer Reported Performance Data

Riata™

Models 1570 & 1571

US Regulatory Approval	March 2002
Registered US Implants	10,280
Estimated Active US Implants	2,599
Insulation	Silicone
Type and/or Fixation	Dual Coil, Passive
Polarity	Bipolar
Steroid	Yes
Number of US Advisories (see pg. 324)	One

Malfunctions	Qty.	Rate
Conductor Fracture	5	0.05%
Clavicular Crush	2	0.02%
In the Pocket	3	0.03%
Intravascular	0	0.00%
Insulation Breach	206	2.00%
Lead-to-Can Contact	98	0.95%
Lead-to-Lead Contact	39	0.38%
Clavicular Crush	2	0.02%
Externalized Conductors	39	0.38%
Other	28	0.27%
Crimps, Welds & Bonds	0	0.00%
Other	0	0.00%
Extrinsic Factors	57	0.55%
<b>Total</b>	<b>268</b>	<b>2.61%</b>



Year	2	4	6	8	10	12	14	at 170 months		
Survival Probability	99.34%	98.12%	95.73%	91.58%	85.64%	79.63%	74.89%	74.89%		
± 1 standard error	0.08%	0.15%	0.24%	0.37%	0.53%	0.71%	1.02%	1.02%		
Sample Size	8,600	6,940	5,390	3,980	2,750	1,490	450	220		

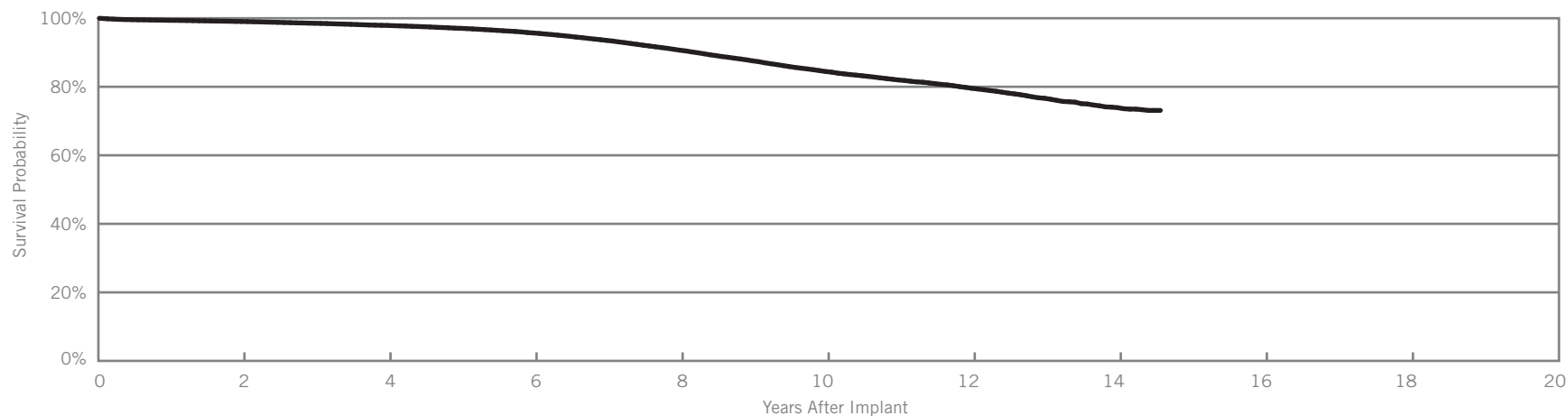
## Customer Reported Performance Data

Riata™

### Models 1580 & 1581

US Regulatory Approval	March 2002
Registered US Implants	68,391
Estimated Active US Implants	16,510
Insulation	Silicone
Type and/or Fixation	Dual Coil, Active
Polarity	Bipolar
Steroid	Yes
Number of US Advisories (see pg. 324)	One

Malfunctions	Qty.	Rate
Conductor Fracture	32	0.05%
Clavicular Crush	4	<0.01%
In the Pocket	11	0.02%
Intravascular	17	0.02%
Insulation Breach	1625	2.38%
Lead-to-Can Contact	659	0.96%
Lead-to-Lead Contact	332	0.49%
Clavicular Crush	17	0.02%
Externalized Conductors	334	0.49%
Other	283	0.41%
Crimps, Welds & Bonds	3	<0.01%
Other	0	0.00%
Extrinsic Factors	522	0.76%
<b>Total</b>	<b>2182</b>	<b>3.19%</b>



Year	2	4	6	8	10	12	14	at 175 months		
Survival Probability	99.05%	97.90%	95.69%	90.68%	84.45%	79.56%	73.89%	73.10%		
± 1 standard error	0.04%	0.06%	0.10%	0.15%	0.21%	0.27%	0.48%	0.59%		
Sample Size	56,460	45,010	34,780	26,010	18,350	8,820	1,710	210		

## Actively Monitored Study Data

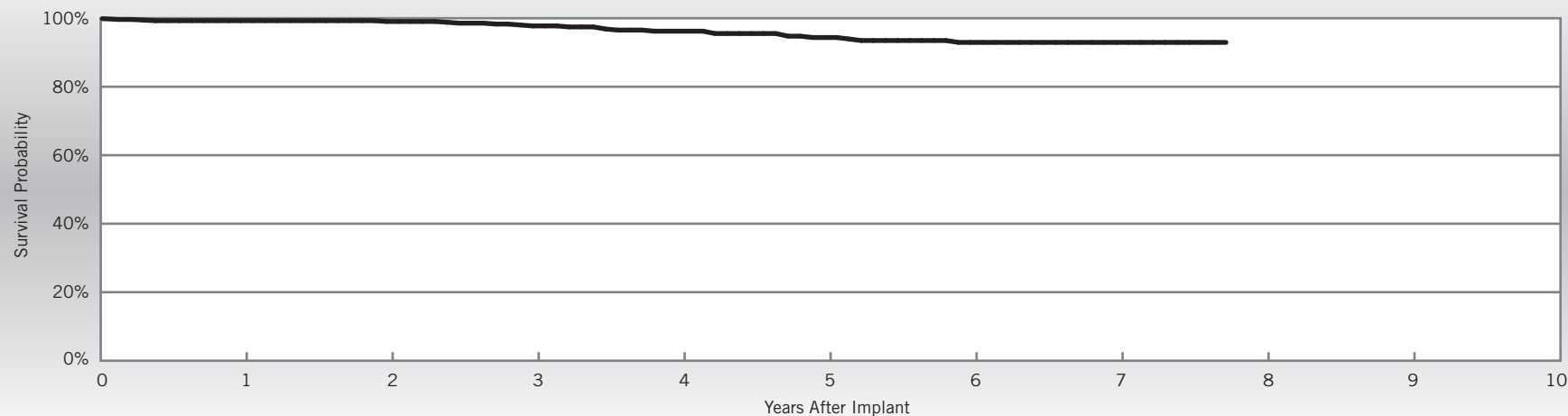
Riata™

Models 1580 & 1581

US Regulatory Approval	March 2002
Number of Devices Enrolled in Study	566
Active Devices Enrolled in Study	157
Cumulative Months of Follow-up	28,141
Insulation	Silicone
Type and/or Fixation	Dual Coil, Active
Polarity	Bipolar
Steroid	Yes

Qualifying Complications	Qty	Rate
Conductor Fracture	3	0.53%
Failure to Capture	2	0.35%
Insulation Breach	9	1.59%
Lead Dislodgement	2	0.35%
Oversensing	6	1.06%
Skin Erosion	1	0.18%

Malfunctions	Qty	Rate
Conductor Fracture	1	0.18%
Clavicular Crush	0	0.00%
In the Pocket	0	0.00%
Intravascular	1	0.18%
Insulation Breach	19	3.36%
Lead-to-Can Contact	5	0.88%
Lead-to-Lead Contact	7	1.24%
Clavicular Crush	0	0.00%
Externalized Conductors	6	1.06%
Other	1	0.18%
Crimps, Welds & Bonds	0	0.00%
Other	0	0.00%
Extrinsic Factors	7	1.24%
<b>Total</b>	<b>27</b>	<b>4.77%</b>



Year	1	2	3	4	5	6	7	at 93 months		
Survival Probability	99.28%	99.05%	97.75%	96.22%	94.37%	92.94%	92.94%	92.94%		
± 1 standard error	0.36%	0.36%	0.66%	0.98%	1.26%	1.49%	1.49%	1.49%		
Sample Size	530	470	390	320	260	200	130	50		

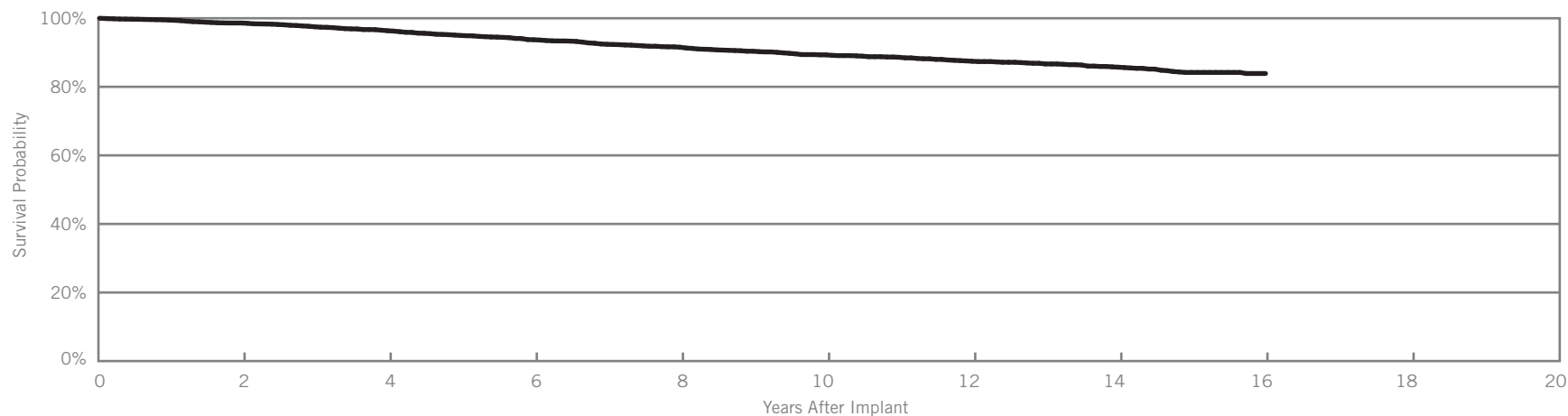


## Customer Reported Performance Data

TVL™ ADX

Model 1559

US Regulatory Approval	November 1999
Registered US Implants	4,559
Estimated Active US Implants	738
Insulation	Silicone
Type and/or Fixation	Single Coil, Active
Polarity	Bipolar
Steroid	Yes
Number of US Advisories	None



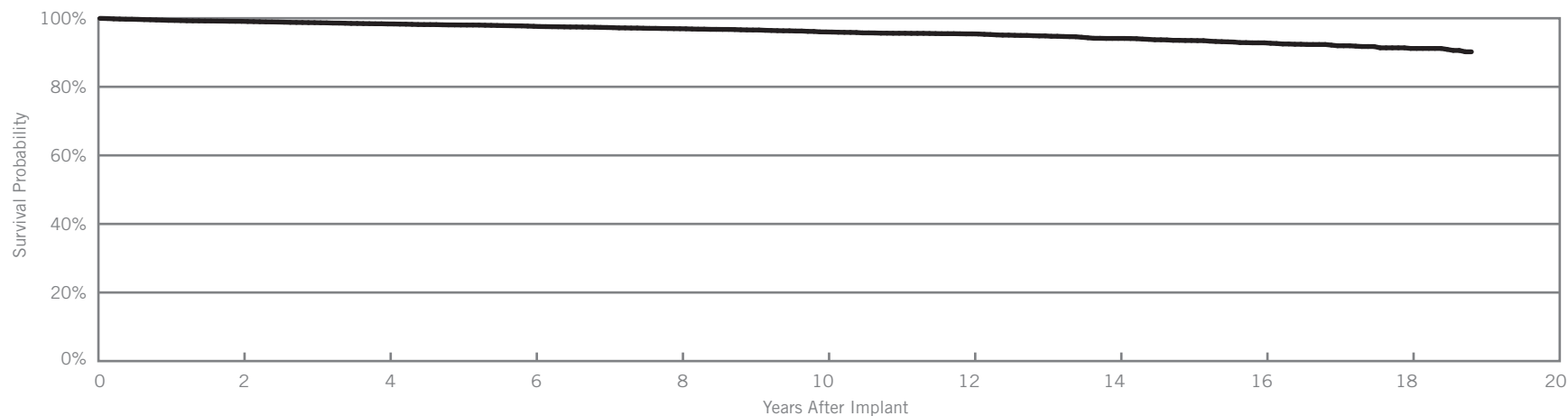
Year	2	4	6	8	10	12	14	16		
<b>Survival Probability</b>	98.61%	96.36%	93.73%	91.55%	89.32%	87.45%	85.72%	83.88%		
<b>± 1 standard error</b>	0.19%	0.31%	0.44%	0.54%	0.65%	0.74%	0.84%	0.98%		
<b>Sample Size</b>	3,730	2,960	2,290	1,720	1,260	990	820	220		

## Customer Reported Performance Data

SPL™

Models SP01, SP02, SP03 & SP04

US Regulatory Approval	September 1997
Registered US Implants	12,374
Estimated Active US Implants	2,114
Insulation	Silicone
Type and/or Fixation	Dual Coil, Passive
Polarity	Bipolar
Steroid	Yes
Number of US Advisories	None



Year	2	4	6	8	10	12	14	16	18	at 226 months
<b>Survival Probability</b>	99.10%	98.34%	97.65%	96.94%	96.00%	95.44%	94.11%	92.83%	91.19%	90.21%
<b>± 1 standard error</b>	0.09%	0.12%	0.16%	0.19%	0.24%	0.27%	0.34%	0.42%	0.55%	0.81%
<b>Sample Size</b>	10,350	8,410	6,790	5,340	4,090	3,160	2,580	1,750	740	210

# SUMMARY INFORMATION

Defibrillation Leads

## Survival Summary

Models	Family	Survival Probability									
		1 year	2 year	3 year	4 year	5 year	6 year	7 year	8 year	9 year	10 year
LDA230Q	Optisure™ DF4	99.05%									
LDA220Q	Optisure™ DF4	99.14%	98.84%								
LDA210Q	Optisure™ DF4	99.07%	98.80%								
7170Q/7171Q	Durata™ DF4	99.21%	98.86%	98.47%	97.67%	97.31%	96.81%				
7120Q/7121Q	Durata™ DF4	99.22%	99.00%	98.77%	98.42%	98.01%	97.57%	96.96%			
7122Q	Durata™ DF4	99.25%	99.03%	98.74%	98.38%	97.85%	97.34%	97.16%			
7120/7121	Durata™	99.38%	99.09%	98.79%	98.45%	98.02%	97.50%	96.79%	96.17%	95.64%	
7122	Durata™	99.22%	98.83%	98.52%	98.10%	97.41%	96.91%	96.33%	95.75%		
7070/7071	Riata™ ST Optim™	99.37%	99.10%	98.71%	98.23%	97.20%	96.38%	95.51%	94.74%	94.35%	
7020/7021	Riata™ ST Optim™	98.97%	98.60%	98.29%	97.75%	97.03%	96.35%	95.45%	94.70%	93.70%	
7022	Riata™ ST Optim™	99.03%	98.63%	98.36%	97.63%	97.40%	96.78%	96.10%	94.85%	93.10%	
7010/7011	Riata™ ST	99.49%	99.20%	98.69%	98.33%	97.17%	95.57%	93.82%	91.60%	90.01%	
7040/7041	Riata™ ST	99.41%	99.10%	98.69%	97.50%	96.27%	94.16%	91.99%	89.51%	87.49%	86.50%
7002	Riata™ ST	98.97%	98.46%	97.91%	97.16%	95.98%	93.19%	91.16%	88.33%	87.09%	
7000/7001	Riata™ ST	99.33%	98.97%	98.45%	97.84%	96.77%	94.78%	92.57%	90.81%	89.17%	87.88%
1590/1591	Riata™ i	99.58%	99.27%	99.05%	98.73%	97.96%	96.90%	94.66%	92.38%	90.59%	88.75%
1582	Riata™	98.92%	98.14%	96.93%	95.53%	93.96%	91.58%	87.47%	83.18%	79.43%	75.84%
1570/1571	Riata™	99.66%	99.34%	98.95%	98.12%	97.24%	95.73%	93.60%	91.58%	89.03%	85.64%
1580/1581	Riata™	99.39%	99.05%	98.53%	97.90%	97.05%	95.69%	93.53%	90.68%	87.56%	84.45%
1559	TVL™ ADX	99.47%	98.61%	97.51%	96.36%	94.97%	93.73%	92.40%	91.55%	90.38%	89.32%
SP01/SP02/SP03/SP04	SPL™	99.38%	99.10%	98.72%	98.34%	98.03%	97.65%	97.30%	96.94%	96.57%	96.00%

# Defibrillation Leads

## Acute Observation Summary

### Post Implant ≤30 Days

Models	US Regulatory Approval	Registered US Implants	Estimated Active US Implants	Cardiac Perforation		Conductor Fracture		Lead Dislodgement		Failure to Capture		Oversensing		Failure to Sense		Insulation Breach		Abnormal Pacing Impedance		Abnormal Defibrillation Impedance		Extracardiac Stimulation		Other		Total		Total Returned for Analysis
				Qty.	Rate	Qty.	Rate	Qty.	Rate	Qty.	Rate	Qty.	Rate	Qty.	Rate	Qty.	Rate	Qty.	Rate	Qty.	Rate	Qty.	Rate	Qty.	Rate	Qty.	Rate	
LDA230Q	Feb-14	705	597	0	0.00%	0	0.00%	1	0.14%	0	0.00%	0	0.00%	0	0.00%	0	0.00%	0	0.00%	0	0.00%	1	0.14%	0	0.00%	2	0.28%	0
LDA220Q	Feb-14	5,421	4,613	4	0.07%	0	0.00%	19	0.35%	7	0.13%	2	0.04%	0	0.00%	0	0.00%	0	0.00%	4	0.07%	1	0.02%	2	0.04%	39	0.72%	14
LDA210Q	Feb-14	15,134	13,045	18	0.12%	1	<0.01%	44	0.29%	17	0.11%	7	0.05%	6	0.04%	0	0.00%	1	<0.01%	3	0.02%	0	0.00%	7	0.05%	104	0.69%	27
7170Q/7171Q	Jul-09	5,683	3,580	6	0.11%	1	0.02%	12	0.21%	8	0.14%	3	0.05%	0	0.00%	0	0.00%	1	0.02%	0	0.00%	0	0.00%	1	0.02%	32	0.56%	13
7120Q/7121Q	Jan-09	119,933	74,960	76	0.06%	2	<0.01%	213	0.18%	93	0.08%	44	0.04%	12	0.01%	0	0.00%	5	<0.01%	8	<0.01%	3	<0.01%	34	0.03%	490	0.41%	248
7122Q	Jan-09	72,887	50,875	86	0.12%	2	<0.01%	145	0.20%	59	0.08%	20	0.03%	7	<0.01%	0	0.00%	5	<0.01%	5	<0.01%	3	<0.01%	30	0.04%	362	0.50%	159
7120/7121	Sep-07	59,547	28,617	40	0.07%	1	<0.01%	69	0.12%	23	0.04%	48	0.08%	5	<0.01%	0	0.00%	1	<0.01%	19	0.03%	0	0.00%	21	0.04%	227	0.38%	92
7122	Sep-07	14,475	7,998	10	0.07%	1	<0.01%	19	0.13%	17	0.12%	10	0.07%	0	0.00%	0	0.00%	3	0.02%	1	<0.01%	2	0.01%	4	0.03%	67	0.46%	31
7070/7071	Jul-06	3,311	1,398	3	0.09%	1	0.03%	3	0.09%	5	0.15%	4	0.12%	3	0.09%	0	0.00%	0	0.00%	0	0.00%	0	0.00%	0	0.00%	19	0.57%	6
7020/7021	Jul-06	14,243	5,588	33	0.23%	0	0.00%	27	0.19%	17	0.12%	19	0.13%	8	0.06%	0	0.00%	1	<0.01%	4	0.03%	3	0.02%	0	0.00%	112	0.79%	53
7022	Jul-06	1,470	602	5	0.34%	0	0.00%	3	0.20%	1	0.07%	0	0.00%	0	0.00%	0	0.00%	1	0.07%	0	0.00%	0	0.00%	0	0.00%	10	0.68%	3
7010/7011	Mar-06	2,200	779	3	0.14%	0	0.00%	1	0.05%	2	0.09%	2	0.09%	1	0.05%	0	0.00%	1	0.05%	0	0.00%	0	0.00%	1	0.05%	11	0.50%	4
7040/7041	Mar-06	4,055	1,432	4	0.10%	0	0.00%	5	0.12%	0	0.00%	3	0.07%	0	0.00%	0	0.00%	2	0.05%	0	0.00%	0	0.00%	1	0.02%	15	0.37%	3
7002	Jun-05	2,406	846	6	0.25%	0	0.00%	2	0.08%	4	0.17%	4	0.17%	0	0.00%	0	0.00%	2	0.08%	1	0.04%	0	0.00%	1	0.04%	20	0.83%	11
7000/7001	Jun-05	34,878	11,877	42	0.12%	0	0.00%	38	0.11%	42	0.12%	40	0.11%	7	0.02%	1	<0.01%	8	0.02%	4	0.01%	3	<0.01%	11	0.03%	196	0.56%	97

Definitions of observations and complications can be found on [pages 8-9](#).

# Defibrillation Leads

## Chronic Complication Summary

>30 Days

Models	US Regulatory Approval	Registered US Implants	Estimated Active US Implants	Cardiac Perforation		Conductor Fracture		Lead Dislodgement		Failure to Capture		Oversensing		Failure to Sense		Insulation Breach		Abnormal Pacing Impedance		Abnormal Defibrillation Impedance		Extracardiac Stimulation		Other		Total		Total Returned for Analysis
				Qty.	Rate	Qty.	Rate	Qty.	Rate	Qty.	Rate	Qty.	Rate	Qty.	Rate	Qty.	Rate	Qty.	Rate	Qty.	Rate	Qty.	Rate	Qty.	Rate	Qty.	Rate	
LDA230Q	Feb-14	705	597	0	0.00%	0	0.00%	1	0.14%	1	0.14%	1	0.14%	0	0.00%	0	0.00%	0	0.00%	0	0.00%	0	0.00%	0	0.00%	3	0.43%	0
LDA220Q	Feb-14	5,421	4,613	3	0.06%	1	0.02%	24	0.44%	13	0.24%	8	0.15%	0	0.00%	0	0.00%	0	0.00%	3	0.06%	0	0.00%	2	0.04%	54	1.00%	19
LDA210Q	Feb-14	15,134	13,045	7	0.05%	0	0.00%	66	0.44%	26	0.17%	25	0.17%	7	0.05%	0	0.00%	1	<0.01%	8	0.05%	0	0.00%	5	0.03%	145	0.96%	39
7170Q/7171Q	Jul-09	5,683	3,580	4	0.07%	6	0.11%	19	0.33%	37	0.65%	25	0.44%	0	0.00%	2	0.04%	9	0.16%	9	0.16%	0	0.00%	0	0.00%	111	1.95%	33
7120Q/7121Q	Jan-09	119,933	74,960	33	0.03%	96	0.08%	516	0.43%	487	0.41%	389	0.32%	61	0.05%	21	0.02%	85	0.07%	203	0.17%	5	<0.01%	51	0.04%	1947	1.62%	784
7122Q	Jan-09	72,887	50,875	34	0.05%	33	0.05%	287	0.39%	189	0.26%	178	0.24%	27	0.04%	12	0.02%	33	0.05%	58	0.08%	6	<0.01%	26	0.04%	883	1.21%	406
7120/7121	Sep-07	59,547	28,617	16	0.03%	115	0.19%	180	0.30%	270	0.45%	465	0.78%	58	0.10%	49	0.08%	153	0.26%	223	0.37%	1	<0.01%	39	0.07%	1569	2.63%	453
7122	Sep-07	14,475	7,998	2	0.01%	24	0.17%	55	0.38%	63	0.44%	91	0.63%	9	0.06%	20	0.14%	35	0.24%	22	0.15%	2	0.01%	7	0.05%	330	2.28%	157
7070/7071	Jul-06	3,311	1,398	2	0.06%	16	0.48%	13	0.39%	28	0.85%	41	1.24%	2	0.06%	5	0.15%	11	0.33%	12	0.36%	1	0.03%	2	0.06%	133	4.02%	29
7020/7021	Jul-06	14,243	5,588	16	0.11%	51	0.36%	63	0.44%	134	0.94%	206	1.45%	18	0.13%	24	0.17%	41	0.29%	79	0.55%	2	0.01%	27	0.19%	661	4.64%	191
7022	Jul-06	1,470	602	2	0.14%	9	0.61%	11	0.75%	9	0.61%	18	1.22%	1	0.07%	6	0.41%	3	0.20%	3	0.20%	1	0.07%	1	0.07%	64	4.35%	21
7010/7011	Mar-06	2,200	779	3	0.14%	5	0.23%	8	0.36%	6	0.27%	40	1.82%	3	0.14%	38	1.73%	21	0.95%	18	0.82%	0	0.00%	2	0.09%	144	6.55%	31
7040/7041	Mar-06	4,055	1,432	3	0.07%	30	0.74%	5	0.12%	45	1.11%	89	2.19%	14	0.35%	53	1.31%	19	0.47%	20	0.49%	1	0.02%	6	0.15%	285	7.03%	61
7002	Jun-05	2,406	846	5	0.21%	9	0.37%	9	0.37%	18	0.75%	57	2.37%	2	0.08%	63	2.62%	3	0.12%	7	0.29%	0	0.00%	8	0.33%	181	7.52%	65
7000/7001	Jun-05	34,878	11,877	32	0.09%	133	0.38%	58	0.17%	301	0.86%	761	2.18%	61	0.17%	683	1.96%	109	0.31%	175	0.50%	5	0.01%	89	0.26%	2407	6.90%	659

Definitions of observations and complications can be found on [pages 8-9](#).

# Defibrillation Leads

## U.S. Malfunction Summary

Models	Registered US Implants	Percent Returned for Analysis	Conductor Fracture								Insulation Breach										Crimps, Welds & Bonds		Other		Extrinsic Factors		Total			
			Clavicular Crush		In the Pocket		Intravascular		Total Conductor Fracture		Lead-to-Can Contact		Lead-to-Lead Contact		Clavicular Crush		Externalized Conductors		Other										Total Insulation Breach	
			Qty.	Rate	Qty.	Rate	Qty.	Rate	Qty.	Rate	Qty.	Rate	Qty.	Rate	Qty.	Rate	Qty.	Rate	Qty.	Rate	Qty.	Rate	Qty.	Rate	Qty.	Rate	Qty.	Rate		
LDA230Q	705	2.10%	0	0.00%	0	0.00%	0	0.00%	0	0.00%	0	0.00%	0	0.00%	0	0.00%	0	0.00%	0	0.00%	0	0.00%	0	0.00%	0	0.00%	2	0.28%	2	0.28%
LDA220Q	5,421	2.40%	0	0.00%	0	0.00%	0	0.00%	0	0.00%	0	0.00%	0	0.00%	0	0.00%	0	0.00%	1	0.02%	1	0.02%	0	0.00%	0	0.00%	20	0.37%	21	0.39%
LDA210Q	15,134	1.90%	0	0.00%	0	0.00%	1	<0.01%	1	<0.01%	0	0.00%	0	0.00%	0	0.00%	0	0.00%	0	0.00%	0	0.00%	0	0.00%	1	<0.01%	47	0.31%	49	0.32%
7170Q/7171Q	5,683	3.70%	0	0.00%	1	0.02%	1	0.02%	2	0.04%	3	0.05%	1	0.02%	0	0.00%	0	0.00%	0	0.00%	4	0.07%	0	0.00%	0	0.00%	31	0.55%	37	0.65%
7120Q/7121Q	119,933	3.90%	3	<0.01%	6	<0.01%	14	0.01%	23	0.02%	67	0.06%	14	0.01%	22	0.02%	0	0.00%	38	0.03%	141	0.12%	2	<0.01%	35	0.03%	681	0.57%	882	0.74%
7122Q	72,887	3.80%	0	0.00%	6	<0.01%	3	<0.01%	9	0.01%	29	0.04%	8	0.01%	9	0.01%	0	0.00%	13	0.02%	59	0.08%	0	0.00%	13	0.02%	381	0.52%	462	0.63%
7120/7121	59,547	5.00%	2	<0.01%	21	0.04%	8	0.01%	31	0.05%	58	0.10%	22	0.04%	13	0.02%	0	0.00%	20	0.03%	113	0.19%	1	<0.01%	9	0.02%	373	0.63%	527	0.89%
7122	14,475	6.30%	0	0.00%	12	0.08%	3	0.02%	15	0.10%	29	0.20%	14	0.10%	1	<0.01%	1	<0.01%	7	0.05%	52	0.36%	0	0.00%	4	0.03%	118	0.82%	189	1.31%
7070/7071	3,311	6.90%	0	0.00%	0	0.00%	1	0.03%	1	0.03%	3	0.09%	2	0.06%	2	0.06%	1	0.03%	3	0.09%	11	0.33%	0	0.00%	0	0.00%	20	0.60%	32	0.97%
7020/7021	14,243	6.60%	1	<0.01%	4	0.03%	5	0.04%	10	0.07%	15	0.11%	6	0.04%	4	0.03%	0	0.00%	17	0.12%	42	0.29%	0	0.00%	0	0.00%	166	1.17%	218	1.53%
7022	1,470	9.20%	0	0.00%	2	0.14%	1	0.07%	3	0.20%	5	0.34%	0	0.00%	0	0.00%	0	0.00%	1	0.07%	6	0.41%	0	0.00%	0	0.00%	19	1.29%	28	1.90%
7010/7011	2,200	8.00%	0	0.00%	2	0.09%	0	0.00%	2	0.09%	11	0.50%	17	0.77%	1	0.05%	2	0.09%	5	0.23%	36	1.64%	0	0.00%	0	0.00%	9	0.41%	47	2.14%
7040/7041	4,055	7.70%	0	0.00%	1	0.02%	3	0.07%	4	0.10%	24	0.59%	14	0.35%	0	0.00%	2	0.05%	9	0.22%	49	1.21%	0	0.00%	0	0.00%	28	0.69%	81	2.00%
7002	2,406	9.00%	0	0.00%	2	0.08%	3	0.12%	5	0.21%	29	1.21%	14	0.58%	0	0.00%	8	0.33%	11	0.46%	62	2.58%	0	0.00%	0	0.00%	23	0.96%	90	3.74%
7000/7001	34,878	6.90%	4	0.01%	7	0.02%	12	0.03%	23	0.07%	286	0.82%	149	0.43%	11	0.03%	35	0.10%	66	0.19%	547	1.57%	1	<0.01%	1	<0.01%	290	0.83%	862	2.47%
1590/1591	9,700	6.90%	1	0.01%	1	0.01%	5	0.05%	7	0.07%	63	0.65%	48	0.49%	2	0.02%	18	0.19%	30	0.31%	161	1.66%	0	0.00%	1	0.01%	51	0.53%	220	2.27%
1582	3,130	10.90%	0	0.00%	0	0.00%	3	0.10%	3	0.10%	49	1.57%	29	0.93%	2	0.06%	48	1.53%	30	0.96%	158	5.05%	0	0.00%	0	0.00%	34	1.09%	195	6.23%
1570/1571	10,280	8.00%	2	0.02%	3	0.03%	0	0.00%	5	0.05%	98	0.95%	39	0.38%	2	0.02%	39	0.38%	28	0.27%	206	2.00%	0	0.00%	0	0.00%	57	0.55%	268	2.61%
1580/1581	68,391	7.60%	4	<0.01%	11	0.02%	17	0.02%	32	0.05%	659	0.96%	332	0.49%	17	0.02%	334	0.49%	283	0.41%	1625	2.38%	3	<0.01%	0	0.00%	522	0.76%	2182	3.19%

Definitions of malfunction categories can be found on pages 10-11.

# Defibrillation Leads

## Worldwide Malfunction Summary

Models	Worldwide Sales	Percent Returned for Analysis	Conductor Fracture								Insulation Breach										Crimps, Welds & Bonds		Other		Extrinsic Factors		Total					
			Clavicular Crush		In the Pocket		Intravascular		Total Conductor Fracture		Lead-to-Can Contact		Lead-to-Lead Contact		Clavicular Crush		Externalized Conductors		Other										Total Insulation Breach			
			Qty.	Rate	Qty.	Rate	Qty.	Rate	Qty.	Rate	Qty.	Rate	Qty.	Rate	Qty.	Rate	Qty.	Rate	Qty.	Rate	Qty.	Rate	Qty.	Rate	Qty.	Rate	Qty.	Rate	Qty.	Rate		
LDA230Q	732	2.0%	0	0.00%	0	0.00%	0	0.00%	0	0.00%	0	0.00%	0	0.00%	0	0.00%	0	0.00%	0	0.00%	0	0.00%	0	0.00%	0	0.00%	0	0.00%	2	0.27%	2	0.27%
LDA220Q	7,756	2.0%	0	0.00%	0	0.00%	0	0.00%	0	0.00%	0	0.00%	0	0.00%	0	0.00%	0	0.00%	1	0.01%	1	0.01%	0	0.00%	1	0.01%	28	0.36%	30	0.39%		
LDA210Q	26,337	1.4%	0	0.00%	0	0.00%	1	<0.01%	1	<0.01%	0	0.00%	0	0.00%	0	0.00%	0	0.00%	1	<0.01%	1	<0.01%	0	0.00%	6	0.02%	87	0.33%	95	0.36%		
7170Q/7171Q	16,731	2.2%	0	0.00%	3	0.02%	4	0.02%	7	0.04%	6	0.04%	1	0.01%	3	0.02%	0	0.00%	2	0.01%	12	0.07%	2	0.01%	0	0.00%	59	0.35%	80	0.48%		
7120Q/7121Q	201,342	3.0%	8	<0.01%	20	0.01%	23	0.01%	51	0.03%	96	0.05%	19	0.01%	35	0.02%	0	0.00%	44	0.02%	194	0.10%	3	<0.01%	91	0.05%	1116	0.55%	1455	0.72%		
7122Q	194,821	2.2%	3	<0.01%	23	0.01%	8	<0.01%	34	0.02%	83	0.04%	11	0.01%	26	0.01%	0	0.00%	19	0.01%	139	0.07%	2	<0.01%	127	0.07%	964	0.49%	1266	0.65%		
7120/7121	140,893	2.9%	7	<0.01%	83	0.06%	22	0.02%	112	0.08%	106	0.08%	30	0.02%	21	0.01%	0	0.00%	38	0.03%	195	0.14%	1	<0.01%	25	0.02%	744	0.53%	1077	0.76%		
7122	61,303	2.8%	2	<0.01%	99	0.16%	8	0.01%	109	0.18%	76	0.12%	20	0.03%	7	0.01%	1	<0.01%	17	0.03%	121	0.20%	1	<0.01%	23	0.04%	435	0.71%	689	1.12%		

Definitions of malfunction categories can be found on pages 10-11.



# Defibrillation Leads

## Actively Monitored Study Data Summary

### Qualifying Complications

Models	Number of Devices Enrolled	Active Devices Enrolled	Cumulative Months of Follow-Up	Abnormal Defibrillation Impedance		Abnormal Pacing Impedance		Cardiac Perforation		Conductor Fracture		Extracardiac Stimulation		Failure to Capture		Failure to Sense		Inappropriate Shock		Insulation Breach		Lead Dislodgement		Oversensing		Pericardial Effusion		Skin Erosion		Total	
				Qty.	Rate	Qty.	Rate	Qty.	Rate	Qty.	Rate	Qty.	Rate	Qty.	Rate	Qty.	Rate	Qty.	Rate	Qty.	Rate	Qty.	Rate	Qty.	Rate	Qty.	Rate	Qty.	Rate	Qty.	Rate
71700/7171Q	114	55	5,741	0	0.00%	1	0.88%	0	0.00%	1	0.88%	0	0.00%	0	0.00%	0	0.00%	0	0.00%	0	0.00%	1	0.88%	0	0.00%	0	0.00%	0	0.00%	3	2.63%
7120Q/7121Q	4,308	2,109	204,206	4	0.09%	2	0.05%	1	0.02%	13	0.30%	0	0.00%	15	0.35%	4	0.09%	4	0.09%	1	0.02%	38	0.88%	5	0.12%	0	0.00%	0	0.00%	87	2.02%
7122Q	1,527	853	64,762	2	0.13%	0	0.00%	0	0.00%	3	0.20%	0	0.00%	5	0.33%	1	0.07%	0	0.00%	0	0.00%	7	0.46%	0	0.00%	2	0.13%	0	0.00%	20	1.31%
7120/7121	3,561	1,292	200,117	2	0.06%	10	0.28%	0	0.00%	11	0.31%	0	0.00%	12	0.34%	2	0.06%	2	0.06%	10	0.28%	20	0.56%	9	0.25%	0	0.00%	0	0.00%	78	2.19%
7122	449	203	24,880	1	0.22%	3	0.67%	0	0.00%	5	1.11%	0	0.00%	3	0.67%	1	0.22%	0	0.00%	0	0.00%	4	0.89%	2	0.45%	0	0.00%	0	0.00%	19	4.23%
7070/7071	288	103	16,440	1	0.35%	2	0.69%	1	0.35%	2	0.69%	0	0.00%	1	0.35%	0	0.00%	0	0.00%	0	0.00%	1	0.35%	1	0.35%	0	0.00%	0	0.00%	9	3.13%
7020/7021	1,469	317	80,810	0	0.00%	6	0.41%	1	0.07%	7	0.48%	0	0.00%	11	0.75%	1	0.07%	0	0.00%	2	0.14%	9	0.61%	4	0.27%	0	0.00%	1	0.07%	42	2.86%
7000/7001	179	36	7,760	0	0.00%	0	0.00%	0	0.00%	0	0.00%	0	0.00%	0	0.00%	0	0.00%	0	0.00%	1	0.56%	1	0.56%	0	0.00%	0	0.00%	0	0.00%	2	1.12%
1580/1581	566	157	28,141	0	0.00%	0	0.00%	0	0.00%	3	0.53%	0	0.00%	2	0.35%	0	0.00%	0	0.00%	9	1.59%	2	0.35%	6	1.06%	0	0.00%	1	0.18%	23	4.06%

### Malfunctions

Models	Number of Devices Enrolled	Percent Returned for Analysis	Conductor Fracture								Insulation Breach								Crimps, Welds & Bonds		Other		Extrinsic Factors		Total							
			Clavicular Crush		In the Pocket		Intravascular		Total Conductor Fracture		Lead-to-Can Contact		Lead-to-Lead Contact		Clavicular Crush		Externalized Conductors										Other		Total Insulation Breach			
			Qty.	Rate	Qty.	Rate	Qty.	Rate	Qty.	Rate	Qty.	Rate	Qty.	Rate	Qty.	Rate	Qty.	Rate	Qty.	Rate	Qty.	Rate	Qty.	Rate	Qty.	Rate	Qty.	Rate				
71700/7171Q	114	4.40%	0	0.00%	0	0.00%	0	0.00%	0	0.00%	0	0.00%	0	0.00%	0	0.00%	0	0.00%	0	0.00%	0	0.00%	0	0.00%	0	0.00%	0	0.00%	2	1.75%	2	1.75%
7120Q/7121Q	4,308	5.10%	1	0.02%	2	0.05%	2	0.05%	5	0.12%	2	0.05%	2	0.05%	0	0.00%	0	0.00%	1	0.02%	5	0.12%	0	0.00%	1	0.02%	43	1.00%	54	1.25%		
7122Q	1,527	5.20%	1	0.07%	1	0.07%	0	0.00%	2	0.13%	3	0.20%	0	0.00%	0	0.00%	0	0.00%	1	0.07%	4	0.26%	0	0.00%	0	0.00%	14	0.92%	20	1.31%		
7120/7121	3,561	4.40%	0	0.00%	1	0.03%	0	0.00%	1	0.03%	6	0.17%	4	0.11%	0	0.00%	0	0.00%	1	0.03%	11	0.31%	0	0.00%	1	0.03%	28	0.79%	41	1.15%		
7122	449	5.10%	0	0.00%	1	0.22%	1	0.22%	2	0.45%	1	0.22%	0	0.00%	0	0.00%	0	0.00%	1	0.22%	2	0.45%	0	0.00%	0	0.00%	8	1.78%	12	2.67%		
7070/7071	288	1.70%	0	0.00%	0	0.00%	0	0.00%	0	0.00%	0	0.00%	0	0.00%	0	0.00%	0	0.00%	0	0.00%	0	0.00%	0	0.00%	0	0.00%	1	0.35%	1	0.35%		
7020/7021	1,469	5.20%	0	0.00%	3	0.20%	0	0.00%	3	0.20%	1	0.07%	0	0.00%	2	0.14%	0	0.00%	0	0.00%	3	0.20%	0	0.00%	0	0.00%	15	1.02%	21	1.43%		
7000/7001	179	6.70%	0	0.00%	0	0.00%	0	0.00%	0	0.00%	2	1.12%	1	0.56%	0	0.00%	0	0.00%	0	0.00%	3	1.68%	1	0.56%	0	0.00%	0	0.00%	4	2.23%		
1580/1581	566	6.40%	0	0.00%	0	0.00%	1	0.18%	1	0.18%	5	0.88%	7	1.24%	0	0.00%	6	1.06%	1	0.18%	19	3.36%	0	0.00%	0	0.00%	7	1.24%	27	4.77%		

A list of complications can be found on [page 15](#).

Definitions of malfunction categories can be found on [pages 10-11](#).

PACEMAKERS

Dual-Chamber

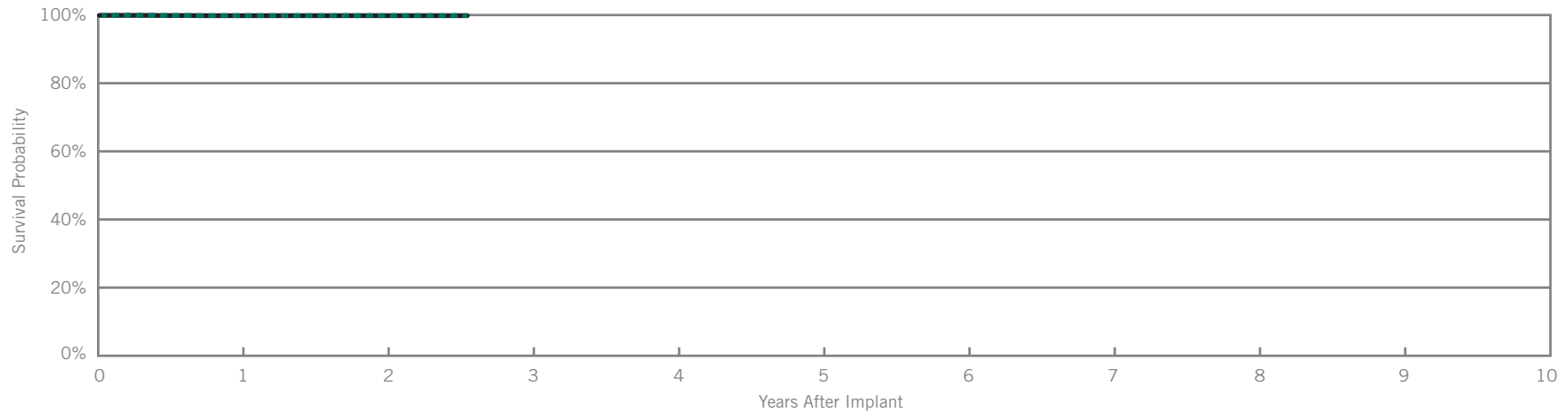
Endurity™ DR

Model PM2160

US Regulatory Approval	March 2014
Registered US Implants	8,490
Estimated Active US Implants	7,086
Estimated Longevity	9.7 Years
Normal Battery Depletion	0
Number of US Advisories	None

Customer Reported Performance Data

	Malfunctions w/ Compromised Therapy		Malfunctions w/o Compromised Therapy	
	Qty	Rate	Qty	Rate
Electrical Component	0	0.00%	0	0.00%
Electrical Interconnect	0	0.00%	0	0.00%
Battery	0	0.00%	0	0.00%
Software/Firmware	0	0.00%	0	0.00%
Mechanical	0	0.00%	5	0.06%
Possible Early Battery Depletion	0	0.00%	0	0.00%
Other	0	0.00%	1	0.01%
<b>Total</b>	<b>0</b>	<b>0.00%</b>	<b>6</b>	<b>0.07%</b>



Including Normal Battery Depletion

Year	1	2	at 31 months						
Survival Probability	99.82%	99.82%	99.82%						
± 1 standard error	0.05%	0.05%	0.05%						
Sample Size	7,380	4,500	320						

Excluding Normal Battery Depletion

Year	1	2	at 31 months						
Survival Probability	99.82%	99.82%	99.82%						
± 1 standard error	0.05%	0.05%	0.05%						

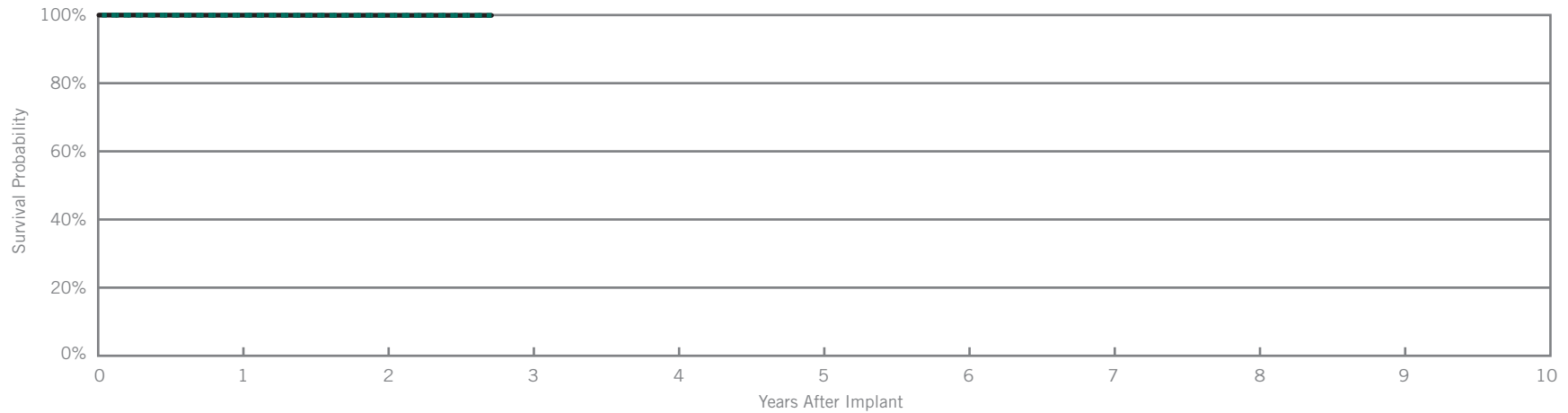
Assurity™ DR RF

Model PM2240

US Regulatory Approval	March 2014
Registered US Implants	142,163
Estimated Active US Implants	122,525
Estimated Longevity	9.4 Years
Normal Battery Depletion	2
Number of US Advisories	None

Customer Reported Performance Data

	Malfunctions w/ Compromised Therapy		Malfunctions w/o Compromised Therapy	
	Qty	Rate	Qty	Rate
Electrical Component	2	<0.01%	2	<0.01%
Electrical Interconnect	0	0.00%	0	0.00%
Battery	0	0.00%	0	0.00%
Software/Firmware	0	0.00%	1	<0.01%
Mechanical	0	0.00%	20	0.01%
Possible Early Battery Depletion	1	<0.01%	0	0.00%
Other	0	0.00%	5	<0.01%
<b>Total</b>	<b>3</b>	<b>&lt;0.01%</b>	<b>28</b>	<b>0.02%</b>



Including Normal Battery Depletion

Year	1	2	at 33 months						
Survival Probability	99.95%	99.90%	99.89%						
± 1 standard error	0.01%	0.01%	0.02%						
Sample Size	107,800	46,180	220						

Excluding Normal Battery Depletion

Year	1	2	at 33 months						
Survival Probability	99.95%	99.92%	99.91%						
± 1 standard error	0.01%	0.01%	0.01%						

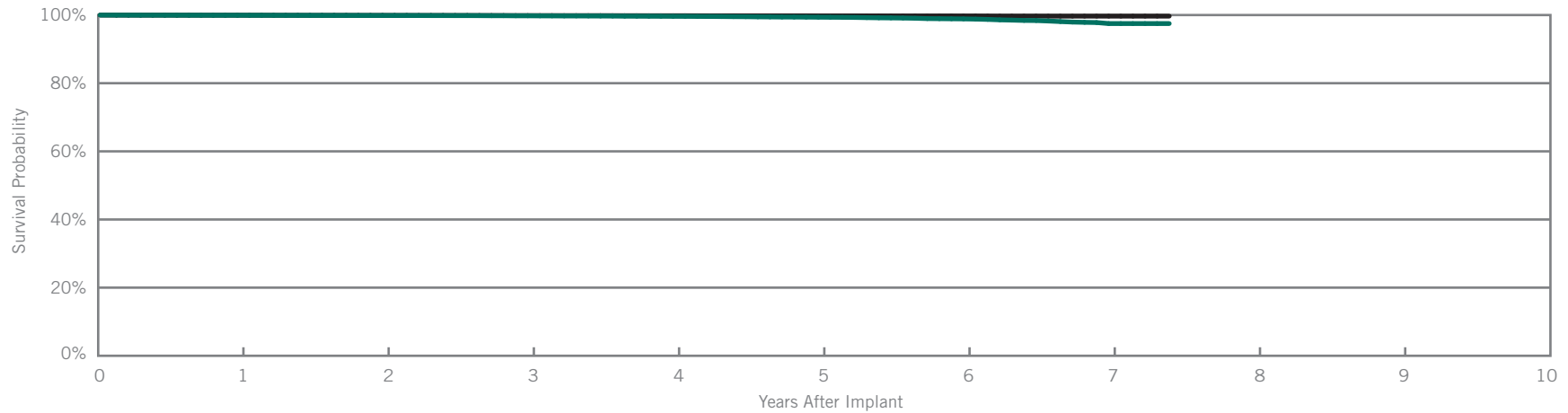
Accent™ DR RF

Model PM2210

US Regulatory Approval	July 2009
Registered US Implants	243,022
Estimated Active US Implants	144,358
Estimated Longevity	8 Years
Normal Battery Depletion	334
Number of US Advisories (see pg. 317)	One

Customer Reported Performance Data

	Malfunctions w/ Compromised Therapy		Malfunctions w/o Compromised Therapy	
	Qty	Rate	Qty	Rate
Electrical Component	15	<0.01%	38	0.02%
Electrical Interconnect	7	<0.01%	31	0.01%
Battery	0	0.00%	0	0.00%
Software/Firmware	0	0.00%	2	<0.01%
Mechanical	0	0.00%	16	<0.01%
Possible Early Battery Depletion	7	<0.01%	19	<0.01%
Other	5	<0.01%	35	0.01%
<b>Total</b>	<b>34</b>	<b>0.01%</b>	<b>141</b>	<b>0.06%</b>



Including Normal Battery Depletion

Year	1	2	3	4	5	6	7	at 89 months		
Survival Probability	99.93%	99.86%	99.78%	99.63%	99.37%	98.87%	97.50%	97.50%		
± 1 standard error	0.01%	0.01%	0.01%	0.01%	0.02%	0.04%	0.09%	0.11%		
Sample Size	227,910	200,980	168,720	124,690	81,570	46,130	17,920	770		

Excluding Normal Battery Depletion

Year	1	2	3	4	5	6	7	at 89 months		
Survival Probability	99.95%	99.90%	99.84%	99.80%	99.76%	99.73%	99.68%	99.68%		
± 1 standard error	0.01%	0.01%	0.01%	0.01%	0.01%	0.01%	0.02%	0.02%		

### Actively Monitored Study Data

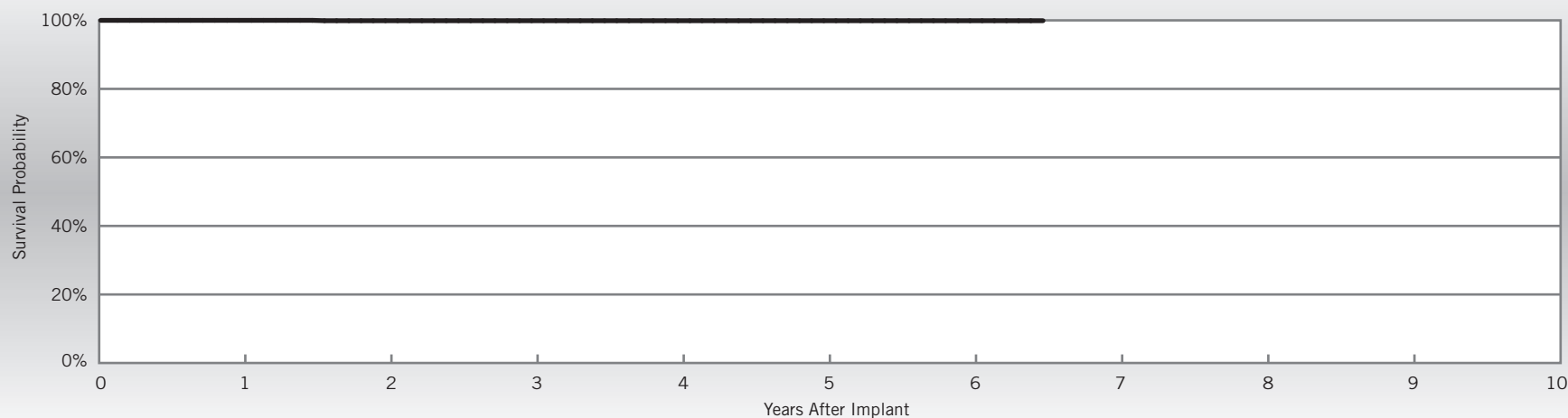
Accent™ DR RF

Model PM2210

US Regulatory Approval	July 2009
Number of Devices Enrolled in Study	1,774
Active Devices Enrolled in Study	393
Cumulative Months of Follow-up	51,801
Estimated Longevity	8 Years

Qualifying Complications	Qty.	Rate
Premature Battery Depletion	1	0.06%

	Malfunctions w/ Compromised Therapy		Malfunctions w/o Compromised Therapy	
	Qty	Rate	Qty	Rate
Electrical Component	0	0.00%	1	0.06%
Electrical Interconnect	0	0.00%	1	0.06%
Battery	0	0.00%	0	0.00%
Software/Firmware	0	0.00%	0	0.00%
Mechanical	0	0.00%	0	0.00%
Possible Early Battery Depletion	0	0.00%	0	0.00%
Other	0	0.00%	0	0.00%
<b>Total</b>	<b>0</b>	<b>0.00%</b>	<b>2</b>	<b>0.11%</b>



Year	1	2	3	4	5	6	at 78 months			
Survival Probability	100.00%	99.90%	99.90%	99.90%	99.90%	99.90%	99.90%			
± 1 standard error	0.10%	0.10%	0.10%	0.10%	0.10%	0.10%	0.10%			
Sample Size	1,540	1,060	650	460	410	260	50			

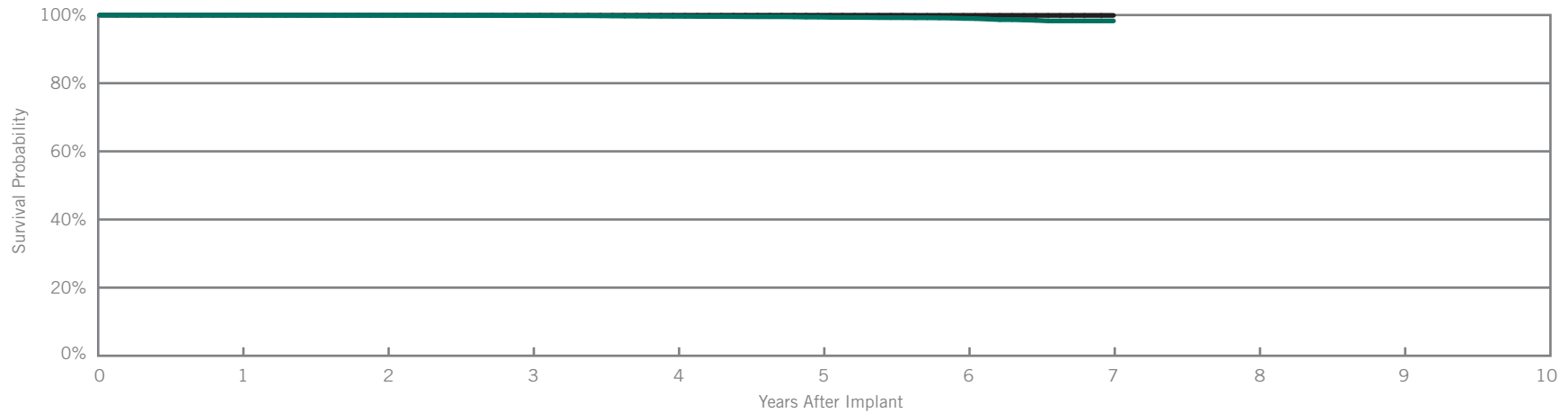
Accent™ DR

Model PM2110

US Regulatory Approval	July 2009
Registered US Implants	48,905
Estimated Active US Implants	29,632
Estimated Longevity	9.2 Years
Normal Battery Depletion	69
Number of US Advisories (see pg. 317)	One

Customer Reported Performance Data

	Malfunctions w/ Compromised Therapy		Malfunctions w/o Compromised Therapy	
	Qty	Rate	Qty	Rate
Electrical Component	1	<0.01%	3	<0.01%
Electrical Interconnect	2	<0.01%	0	0.00%
Battery	0	0.00%	0	0.00%
Software/Firmware	0	0.00%	3	<0.01%
Mechanical	0	0.00%	4	<0.01%
Possible Early Battery Depletion	0	0.00%	1	<0.01%
Other	0	0.00%	0	0.00%
<b>Total</b>	<b>3</b>	<b>&lt;0.01%</b>	<b>11</b>	<b>0.02%</b>



Including Normal Battery Depletion

Year	1	2	3	4	5	6	7			
Survival Probability	99.96%	99.92%	99.84%	99.63%	99.41%	99.01%	98.28%			
± 1 standard error	0.01%	0.01%	0.02%	0.03%	0.05%	0.08%	0.21%			
Sample Size	45,940	40,560	34,030	25,040	15,830	7,820	220			

Excluding Normal Battery Depletion

Year	1	2	3	4	5	6	7			
Survival Probability	99.97%	99.95%	99.93%	99.93%	99.93%	99.90%	99.90%			
± 1 standard error	0.01%	0.01%	0.01%	0.01%	0.01%	0.03%	0.03%			

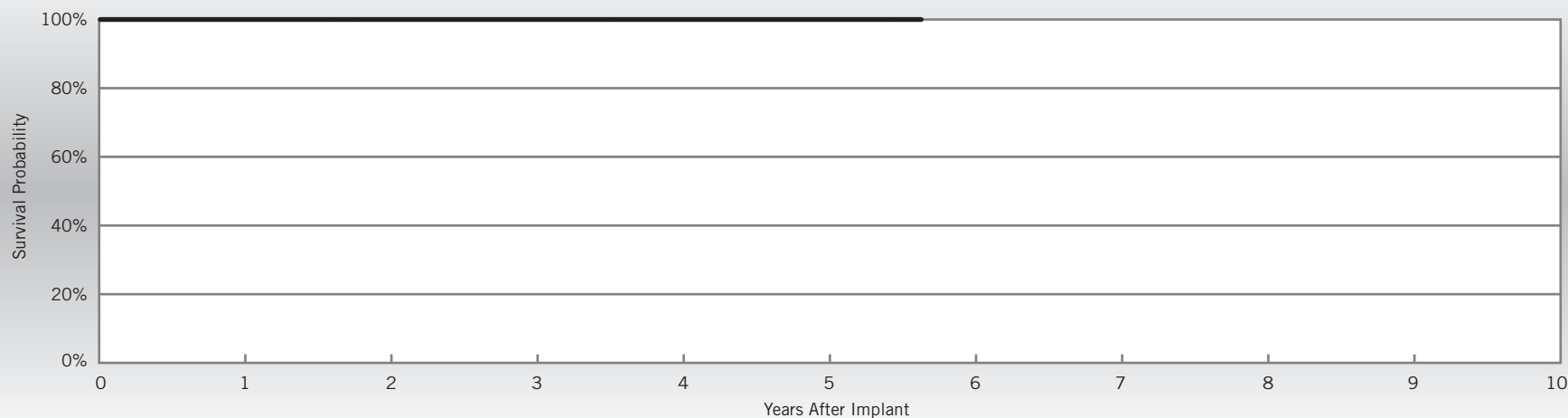
### Actively Monitored Study Data

Accent™ DR  
Model PM2110

US Regulatory Approval	July 2009
Number of Devices Enrolled in Study	227
Active Devices Enrolled in Study	65
Cumulative Months of Follow-up	8,299
Estimated Longevity	9.2 Years

Qualifying Complications
None Reported

	Malfunctions w/ Compromised Therapy		Malfunctions w/o Compromised Therapy	
	Qty	Rate	Qty	Rate
Electrical Component	0	0.00%	0	0.00%
Electrical Interconnect	0	0.00%	0	0.00%
Battery	0	0.00%	0	0.00%
Software/Firmware	0	0.00%	0	0.00%
Mechanical	0	0.00%	0	0.00%
Possible Early Battery Depletion	0	0.00%	0	0.00%
Other	0	0.00%	0	0.00%
<b>Total</b>	<b>0</b>	<b>0.00%</b>	<b>0</b>	<b>0.00%</b>



Year	1	2	3	4	5	at 68 months			
Survival Probability	100.00%	100.00%	100.00%	100.00%	100.00%	100.00%			
± 1 standard error	0.00%	0.00%	0.00%	0.00%	0.00%	0.00%			
Sample Size	210	150	100	90	80	50			



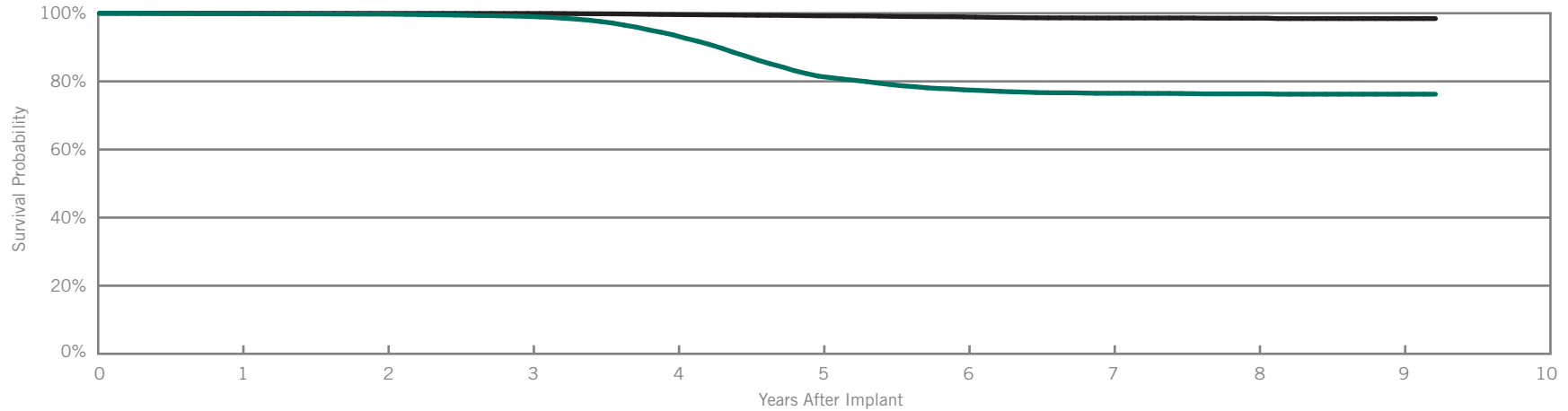
Zephyr™ DR

Model 5820

US Regulatory Approval	March 2007
Registered US Implants	53,623
Estimated Active US Implants	19,652
Estimated Longevity	6.5 Years
Normal Battery Depletion	2,113
Number of US Advisories	None

Customer Reported Performance Data

	Malfunctions w/ Compromised Therapy		Malfunctions w/o Compromised Therapy	
	Qty	Rate	Qty	Rate
Electrical Component	2	<0.01%	34	0.06%
Electrical Interconnect	0	0.00%	0	0.00%
Battery	0	0.00%	0	0.00%
Software/Firmware	0	0.00%	9	0.02%
Mechanical	0	0.00%	2	<0.01%
Possible Early Battery Depletion	0	0.00%	1	<0.01%
Other	0	0.00%	62	0.12%
<b>Total</b>	<b>2</b>	<b>&lt;0.01%</b>	<b>108</b>	<b>0.20%</b>



Including Normal Battery Depletion

Year	1	2	3	4	5	6	7	8	9	at 111 months
Survival Probability	99.84%	99.75%	99.06%	93.66%	81.53%	77.52%	76.50%	76.33%	76.24%	76.24%
± 1 standard error	0.02%	0.02%	0.05%	0.13%	0.24%	0.28%	0.29%	0.30%	0.30%	0.30%
Sample Size	49,220	41,660	35,310	28,430	20,710	13,140	7,360	3,560	1,180	230

Excluding Normal Battery Depletion

Year	1	2	3	4	5	6	7	8	9	at 111 months
Survival Probability	99.97%	99.96%	99.93%	99.62%	99.25%	98.93%	98.61%	98.55%	98.43%	98.43%
± 1 standard error	0.01%	0.01%	0.01%	0.03%	0.05%	0.07%	0.10%	0.11%	0.13%	0.13%

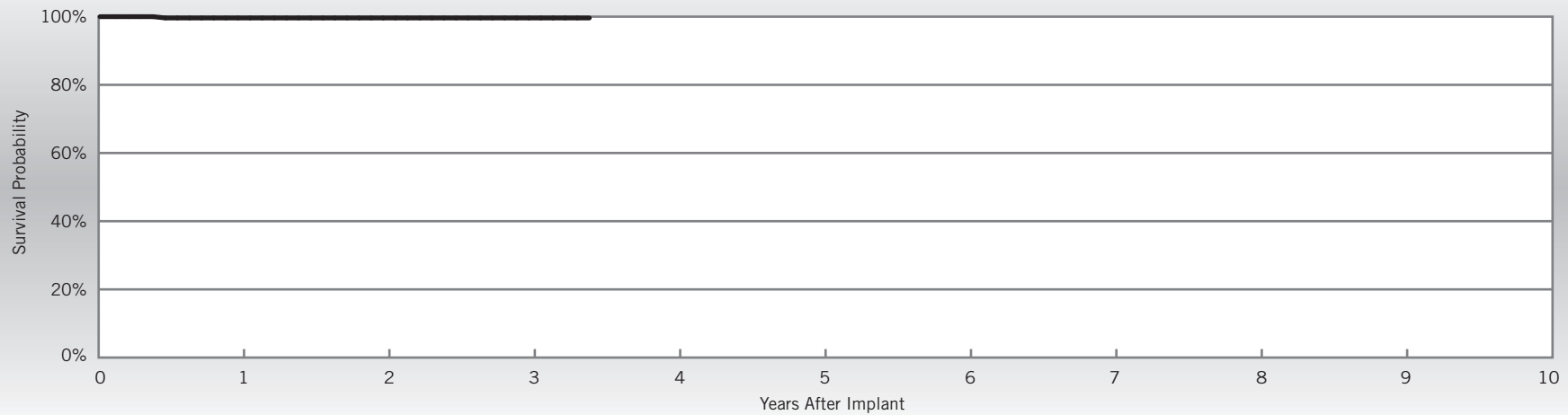
Actively Monitored Study Data

Zephyr™ DR  
Model 5820

US Regulatory Approval	March 2007
Number of Devices Enrolled in Study	283
Active Devices Enrolled in Study	9
Cumulative Months of Follow-up	7,807
Estimated Longevity	6.5 Years

Qualifying Complications	Qty.	Rate
Skin Erosion	1	0.35%

	Malfunctions w/ Compromised Therapy		Malfunctions w/o Compromised Therapy	
	Qty	Rate	Qty	Rate
Electrical Component	0	0.00%	0	0.00%
Electrical Interconnect	0	0.00%	0	0.00%
Battery	0	0.00%	0	0.00%
Software/Firmware	0	0.00%	0	0.00%
Mechanical	0	0.00%	0	0.00%
Possible Early Battery Depletion	0	0.00%	0	0.00%
Other	0	0.00%	0	0.00%
<b>Total</b>	<b>0</b>	<b>0.00%</b>	<b>0</b>	<b>0.00%</b>



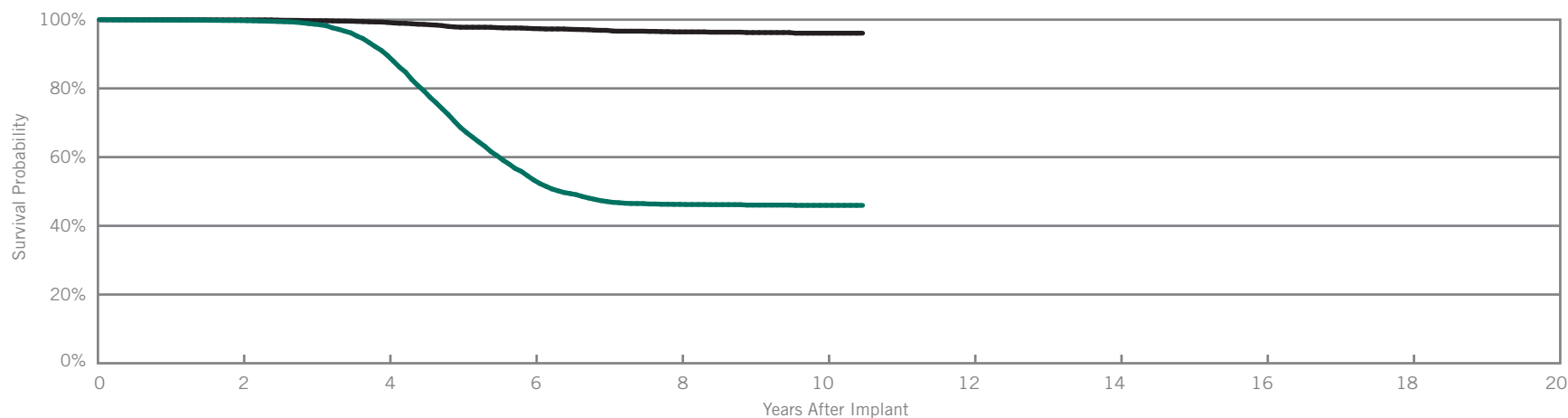
Year	1	2	3	at 41 months					
Survival Probability	99.62%	99.62%	99.62%	99.62%					
± 1 standard error	0.38%	0.38%	0.38%	0.38%					
Sample Size	260	200	120	50					

Victory™ DR  
Model 5810

Customer Reported Performance Data

US Regulatory Approval	December 2005
Registered US Implants	26,309
Estimated Active US Implants	3,082
Estimated Longevity	6.5 Years
Normal Battery Depletion	2,769
Number of US Advisories	None

	Malfunctions w/ Compromised Therapy		Malfunctions w/o Compromised Therapy	
	Qty	Rate	Qty	Rate
Electrical Component	1	<0.01%	89	0.34%
Electrical Interconnect	0	0.00%	0	0.00%
Battery	0	0.00%	0	0.00%
Software/Firmware	0	0.00%	8	0.03%
Mechanical	0	0.00%	2	<0.01%
Possible Early Battery Depletion	0	0.00%	17	0.06%
Other	0	0.00%	34	0.13%
<b>Total</b>	<b>1</b>	<b>&lt;0.01%</b>	<b>150</b>	<b>0.57%</b>



Including Normal Battery Depletion

Year	2	4	6	8	10	at 126 months			
Survival Probability	99.75%	89.61%	53.36%	46.24%	45.95%	45.95%			
± 1 standard error	0.03%	0.22%	0.43%	0.45%	0.46%	0.46%			
Sample Size	21,100	15,210	7,770	3,220	1,110	200			

Excluding Normal Battery Depletion

Year	2	4	6	8	10	at 126 months			
Survival Probability	99.93%	99.20%	97.40%	96.45%	96.07%	96.07%			
± 1 standard error	0.02%	0.06%	0.15%	0.21%	0.26%	0.26%			

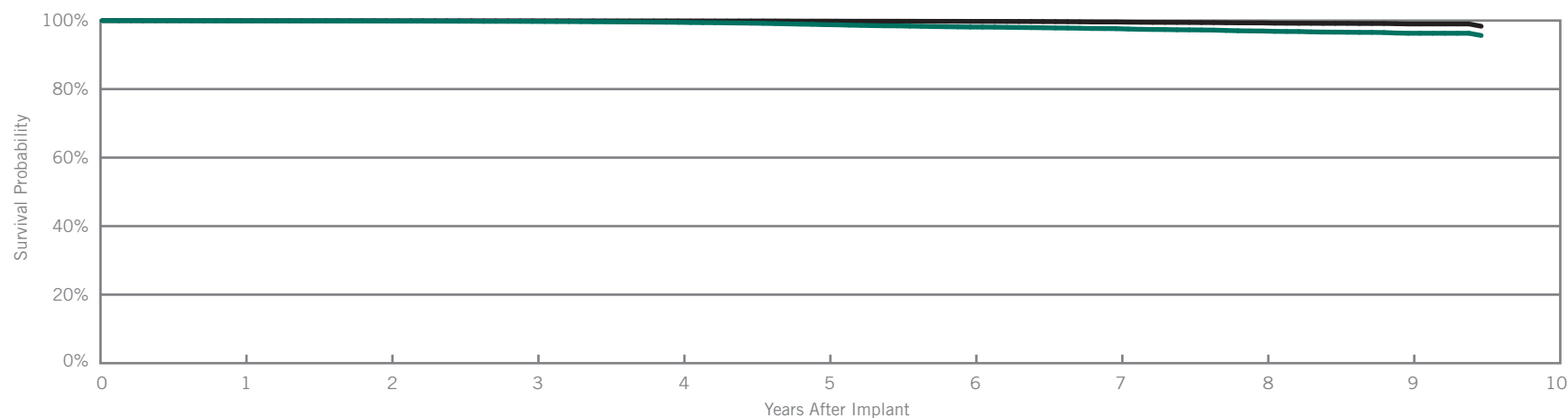
Zephyr™ XL DR

Model 5826

US Regulatory Approval	March 2007
Registered US Implants	112,171
Estimated Active US Implants	40,019
Estimated Longevity	11.7 Years
Normal Battery Depletion	518
Number of US Advisories	None

Customer Reported Performance Data

	Malfunctions w/ Compromised Therapy		Malfunctions w/o Compromised Therapy	
	Qty	Rate	Qty	Rate
Electrical Component	1	<0.01%	18	0.02%
Electrical Interconnect	4	<0.01%	0	0.00%
Battery	0	0.00%	0	0.00%
Software/Firmware	0	0.00%	12	0.01%
Mechanical	0	0.00%	9	<0.01%
Possible Early Battery Depletion	0	0.00%	3	<0.01%
Other	1	<0.01%	99	0.09%
<b>Total</b>	<b>6</b>	<b>&lt;0.01%</b>	<b>141</b>	<b>0.13%</b>



Including Normal Battery Depletion

Year	1	2	3	4	5	6	7	8	9	at 114 months
Survival Probability	99.91%	99.84%	99.74%	99.48%	98.80%	98.10%	97.63%	96.94%	96.29%	95.64%
± 1 standard error	0.01%	0.01%	0.02%	0.02%	0.04%	0.05%	0.06%	0.08%	0.13%	0.14%
Sample Size	105,020	92,070	81,040	71,200	62,110	52,960	41,800	24,850	8,400	400

Excluding Normal Battery Depletion

Year	1	2	3	4	5	6	7	8	9	at 114 months
Survival Probability	99.96%	99.93%	99.92%	99.89%	99.83%	99.75%	99.58%	99.31%	99.01%	98.34%
± 1 standard error	0.01%	0.01%	0.01%	0.01%	0.02%	0.02%	0.03%	0.04%	0.07%	0.09%

Actively Monitored Study Data

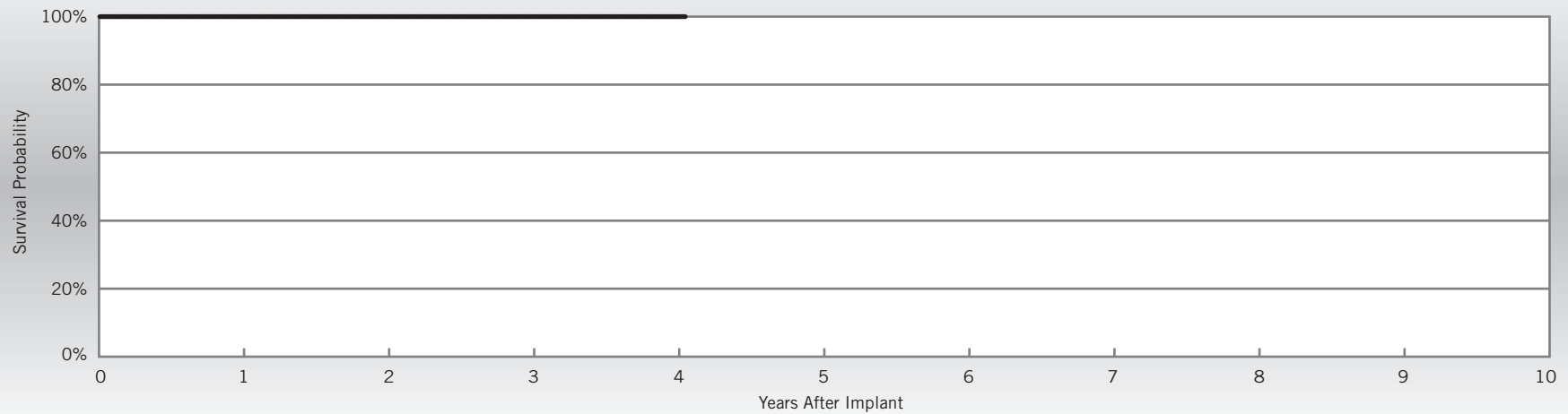
Zephyr™ XL DR

Model 5826

US Regulatory Approval	March 2007
Number of Devices Enrolled in Study	1,517
Active Devices Enrolled in Study	14
Cumulative Months of Follow-up	47,765
Estimated Longevity	11.7 Years

Qualifying Complications
None Reported

	Malfunctions w/ Compromised Therapy		Malfunctions w/o Compromised Therapy	
	Qty	Rate	Qty	Rate
Electrical Component	0	0.00%	1	0.07%
Electrical Interconnect	0	0.00%	0	0.00%
Battery	0	0.00%	0	0.00%
Software/Firmware	0	0.00%	0	0.00%
Mechanical	0	0.00%	0	0.00%
Possible Early Battery Depletion	0	0.00%	0	0.00%
Other	0	0.00%	0	0.00%
<b>Total</b>	<b>0</b>	<b>0.00%</b>	<b>1</b>	<b>0.07%</b>



Year	1	2	3	4	at 49 months				
Survival Probability	100.00%	100.00%	100.00%	100.00%	100.00%				
± 1 standard error	0.00%	0.00%	0.00%	0.00%	0.00%				
Sample Size	1,450	1,270	900	360	70				

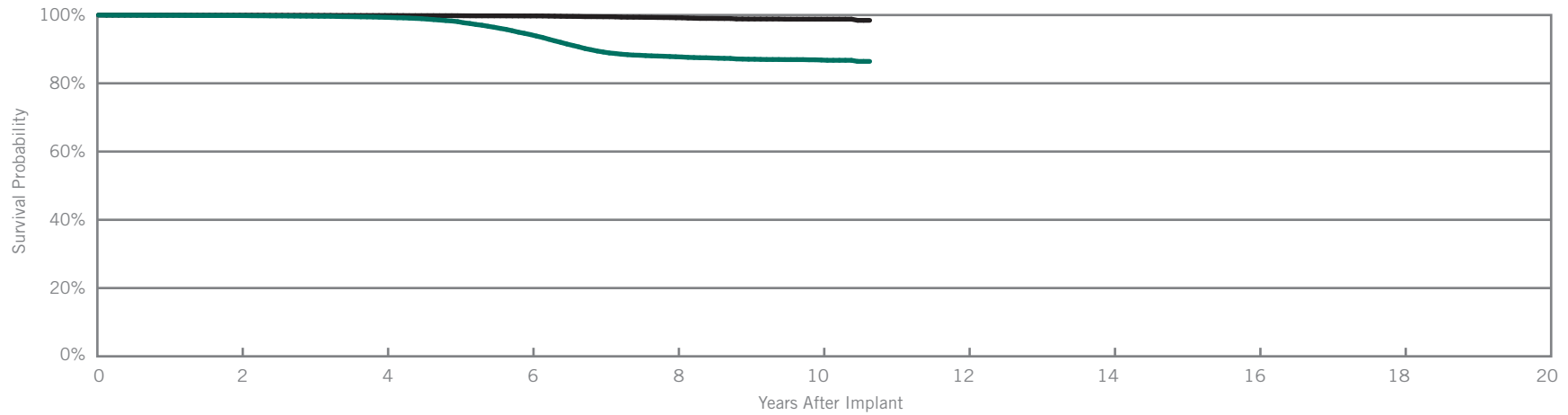
Victory™ XL DR

Model 5816

US Regulatory Approval	December 2005
Registered US Implants	62,670
Estimated Active US Implants	14,196
Estimated Longevity	11.7 Years
Normal Battery Depletion	1,478
Number of US Advisories	None

Customer Reported Performance Data

	Malfunctions w/ Compromised Therapy		Malfunctions w/o Compromised Therapy	
	Qty	Rate	Qty	Rate
Electrical Component	2	<0.01%	25	0.04%
Electrical Interconnect	0	0.00%	0	0.00%
Battery	0	0.00%	0	0.00%
Software/Firmware	0	0.00%	7	0.01%
Mechanical	0	0.00%	8	0.01%
Possible Early Battery Depletion	0	0.00%	5	<0.01%
Other	1	<0.01%	73	0.12%
<b>Total</b>	<b>3</b>	<b>&lt;0.01%</b>	<b>118</b>	<b>0.19%</b>



Including Normal Battery Depletion

Year	2	4	6	8	10	at 128 months			
Survival Probability	99.84%	99.33%	94.27%	87.78%	86.82%	86.42%			
± 1 standard error	0.02%	0.04%	0.12%	0.19%	0.21%	0.31%			
Sample Size	52,230	41,160	32,370	19,230	5,570	290			

Excluding Normal Battery Depletion

Year	2	4	6	8	10	at 128 months			
Survival Probability	99.95%	99.86%	99.74%	99.20%	98.80%	98.45%			
± 1 standard error	0.01%	0.02%	0.03%	0.05%	0.08%	0.26%			

Actively Monitored Study Data

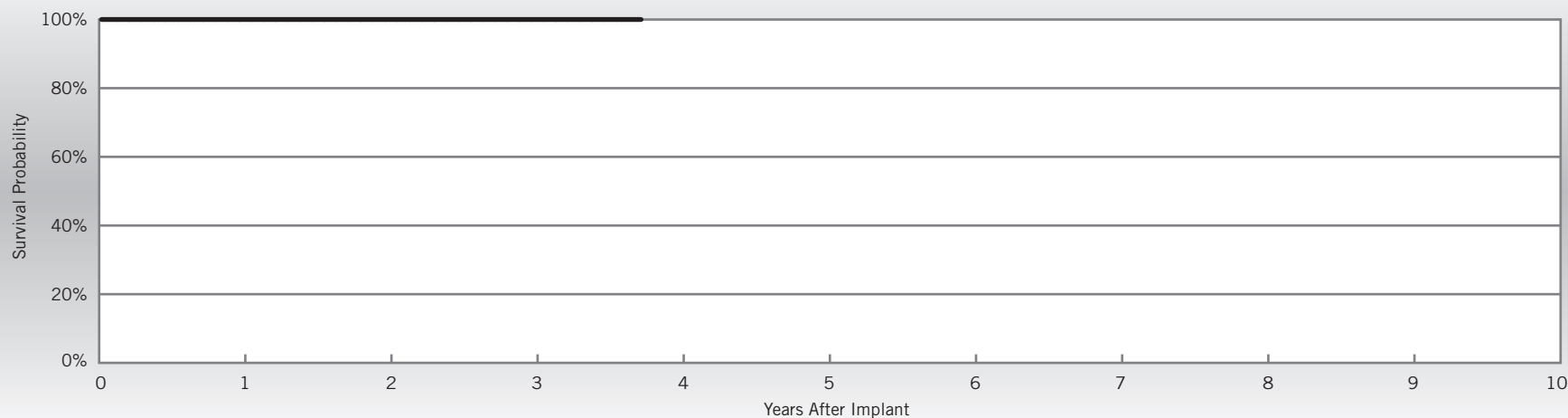
Victory™ XL DR

Model 5816

US Regulatory Approval	December 2005
Number of Devices Enrolled in Study	332
Active Devices Enrolled in Study	0
Cumulative Months of Follow-up	10,674
Estimated Longevity	11.7 Years

Qualifying Complications
None Reported

	Malfunctions w/ Compromised Therapy		Malfunctions w/o Compromised Therapy	
	Qty	Rate	Qty	Rate
Electrical Component	0	0.00%	0	0.00%
Electrical Interconnect	0	0.00%	0	0.00%
Battery	0	0.00%	0	0.00%
Software/Firmware	0	0.00%	0	0.00%
Mechanical	0	0.00%	0	0.00%
Possible Early Battery Depletion	0	0.00%	0	0.00%
Other	0	0.00%	0	0.00%
<b>Total</b>	<b>0</b>	<b>0.00%</b>	<b>0</b>	<b>0.00%</b>



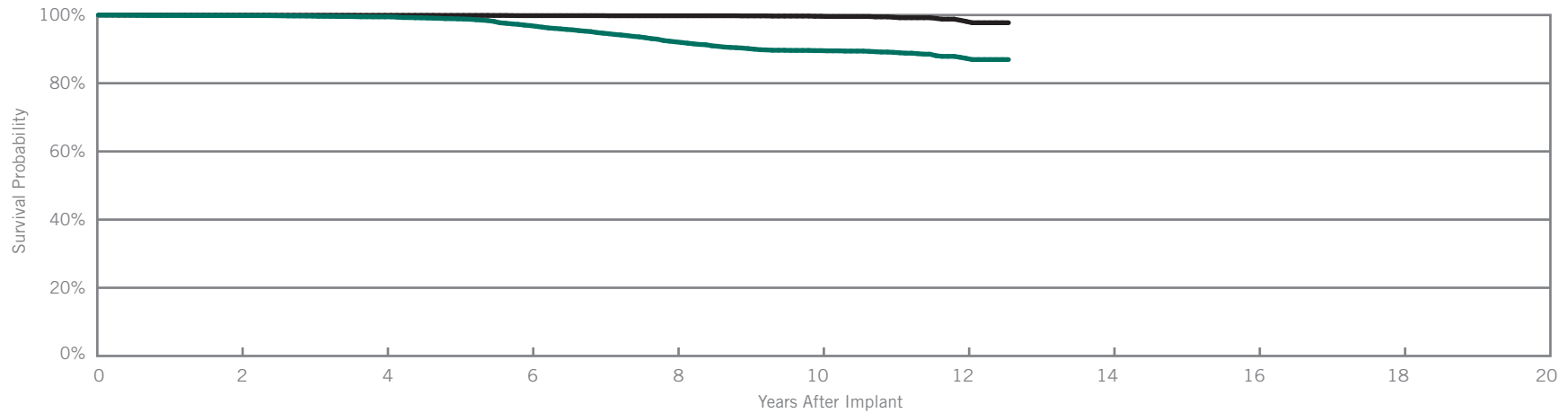
Year	1	2	3	at 45 months					
Survival Probability	100.00%	100.00%	100.00%	100.00%					
± 1 standard error	0.00%	0.00%	0.00%	0.00%					
Sample Size	320	280	210	50					

Verity ADx™ XL DR Model 5356  
 Verity ADx™ XL DR M/S Model 5357M/S  
 Verity ADx™ XL DC Model 5256

Customer Reported Performance Data

US Regulatory Approval	May 2003
Registered US Implants	17,345
Estimated Active US Implants	4,455
Estimated Longevity	6.9 Years
Normal Battery Depletion	303
Number of US Advisories	None

	Malfunctions w/ Compromised Therapy		Malfunctions w/o Compromised Therapy	
	Qty	Rate	Qty	Rate
Electrical Component	0	0.00%	10	0.06%
Electrical Interconnect	1	<0.01%	0	0.00%
Battery	0	0.00%	1	<0.01%
Software/Firmware	0	0.00%	0	0.00%
Mechanical	0	0.00%	0	0.00%
Possible Early Battery Depletion	0	0.00%	1	<0.01%
Other	0	0.00%	10	0.06%
<b>Total</b>	<b>1</b>	<b>&lt;0.01%</b>	<b>22</b>	<b>0.13%</b>



Including Normal Battery Depletion

Year	2	4	6	8	10	12	at 151 months		
Survival Probability	99.83%	99.47%	96.90%	92.14%	89.56%	87.29%	86.94%		
± 1 standard error	0.03%	0.06%	0.18%	0.30%	0.37%	0.53%	0.62%		
Sample Size	14,260	11,070	8,290	6,130	3,700	1,070	220		

Excluding Normal Battery Depletion

Year	2	4	6	8	10	12	at 151 months		
Survival Probability	99.95%	99.91%	99.82%	99.79%	99.63%	98.13%	97.74%		
± 1 standard error	0.02%	0.02%	0.04%	0.05%	0.08%	0.35%	0.51%		



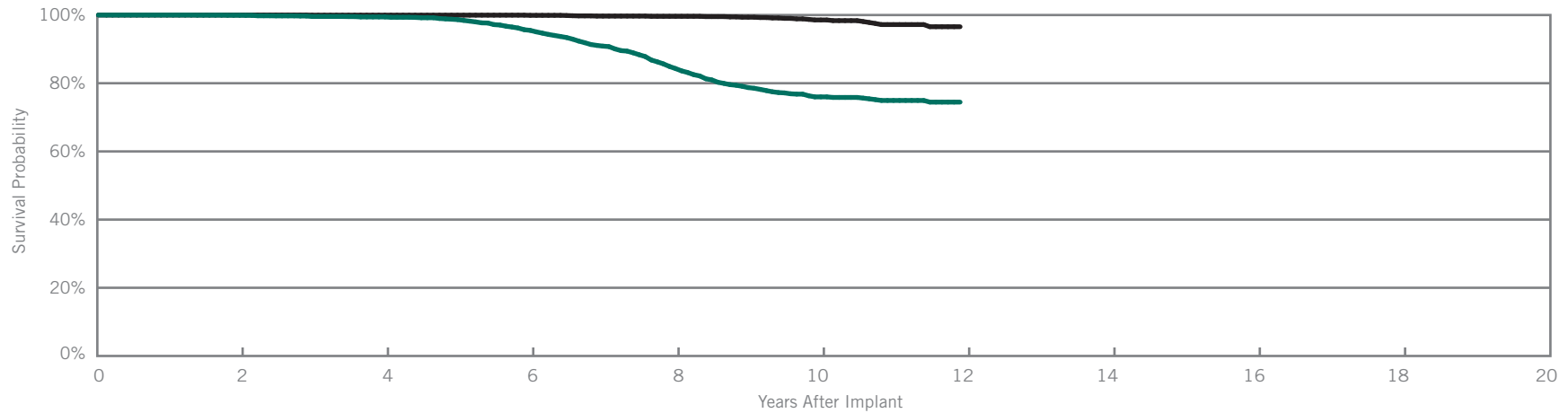
Integrity ADx™ DR

Model 5366

US Regulatory Approval	May 2003
Registered US Implants	8,082
Estimated Active US Implants	1,352
Estimated Longevity	6.9 Years
Normal Battery Depletion	318
Number of US Advisories	None

Customer Reported Performance Data

	Malfunctions w/ Compromised Therapy		Malfunctions w/o Compromised Therapy	
	Qty	Rate	Qty	Rate
Electrical Component	0	0.00%	7	0.09%
Electrical Interconnect	0	0.00%	0	0.00%
Battery	0	0.00%	0	0.00%
Software/Firmware	0	0.00%	2	0.02%
Mechanical	0	0.00%	1	0.01%
Possible Early Battery Depletion	0	0.00%	1	0.01%
Other	0	0.00%	12	0.15%
<b>Total</b>	<b>0</b>	<b>0.00%</b>	<b>23</b>	<b>0.28%</b>



Including Normal Battery Depletion

Year	2	4	6	8	10	at 143 months			
Survival Probability	99.94%	99.44%	95.50%	84.30%	75.99%	74.46%			
± 1 standard error	0.03%	0.10%	0.30%	0.58%	0.76%	0.88%			
Sample Size	6,780	5,360	4,170	3,060	1,550	210			

Excluding Normal Battery Depletion

Year	2	4	6	8	10	at 143 months			
Survival Probability	100.00%	99.96%	99.91%	99.62%	98.56%	96.57%			
± 1 standard error	0.00%	0.02%	0.02%	0.10%	0.28%	0.67%			

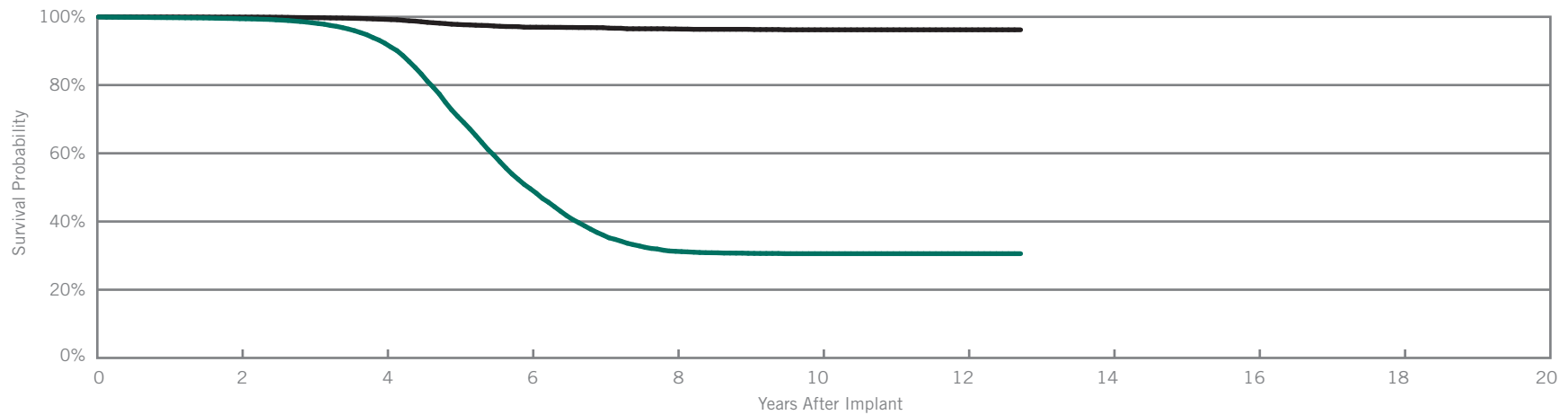
Identity ADx™ DR

Model 5380

US Regulatory Approval	March 2003
Registered US Implants	54,045
Estimated Active US Implants	3,376
Estimated Longevity	3.8 Years
Normal Battery Depletion	6,210
Number of US Advisories (see pg. 318)	One

Customer Reported Performance Data

	Malfunctions w/ Compromised Therapy		Malfunctions w/o Compromised Therapy	
	Qty	Rate	Qty	Rate
Electrical Component	4	<0.01%	262	0.48%
Electrical Interconnect	1	<0.01%	0	0.00%
Battery	0	0.00%	0	0.00%
Software/Firmware	0	0.00%	2	<0.01%
Mechanical	0	0.00%	6	0.01%
Possible Early Battery Depletion	0	0.00%	11	0.02%
Other	0	0.00%	17	0.03%
<b>Total</b>	<b>5</b>	<b>&lt;0.01%</b>	<b>298</b>	<b>0.55%</b>



Including Normal Battery Depletion

Year	2	4	6	8	10	12	at 153 months		
Survival Probability	99.45%	92.25%	49.63%	31.26%	30.57%	30.57%	30.57%		
± 1 standard error	0.03%	0.14%	0.32%	0.34%	0.34%	0.34%	0.34%		
Sample Size	43,860	31,920	13,600	4,720	2,570	980	210		

Excluding Normal Battery Depletion

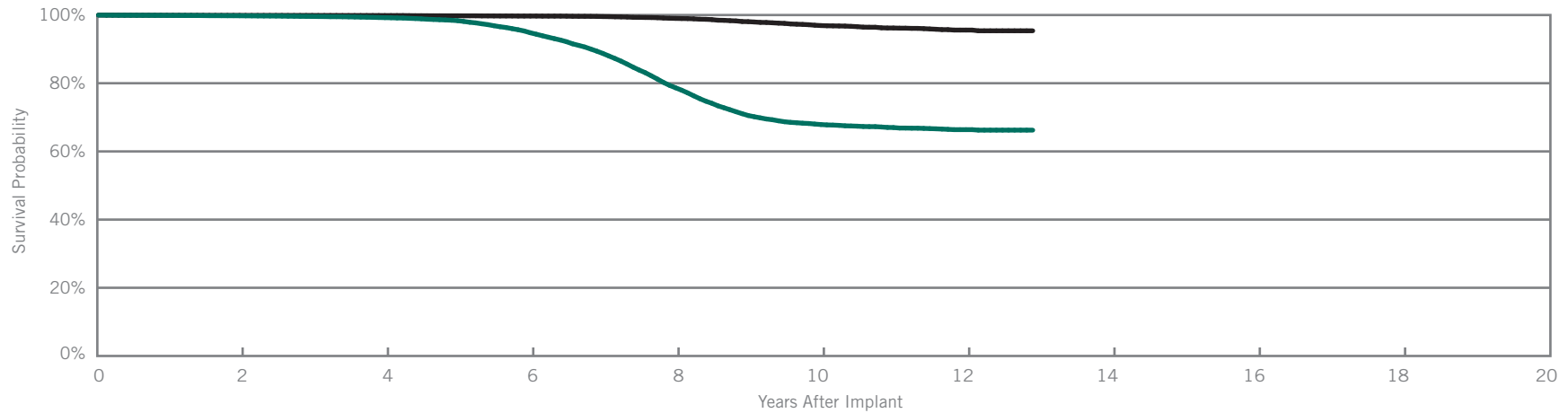
Year	2	4	6	8	10	12	at 153 months		
Survival Probability	99.93%	99.27%	96.96%	96.45%	96.20%	96.20%	96.20%		
± 1 standard error	0.01%	0.04%	0.12%	0.15%	0.18%	0.18%	0.18%		

Identity ADx™ XL DR Model 5386  
 Identity ADx™ XL DC Model 5286

Customer Reported Performance Data

US Regulatory Approval	March 2003
Registered US Implants	67,367
Estimated Active US Implants	11,305
Estimated Longevity	6.9 Years
Normal Battery Depletion	3,291
Number of US Advisories (see pg. 318)	One

	Malfunctions w/ Compromised Therapy		Malfunctions w/o Compromised Therapy	
	Qty	Rate	Qty	Rate
Electrical Component	2	<0.01%	131	0.19%
Electrical Interconnect	0	0.00%	2	<0.01%
Battery	0	0.00%	0	0.00%
Software/Firmware	0	0.00%	7	0.01%
Mechanical	0	0.00%	10	0.01%
Possible Early Battery Depletion	0	0.00%	6	<0.01%
Other	0	0.00%	102	0.15%
<b>Total</b>	<b>2</b>	<b>&lt;0.01%</b>	<b>258</b>	<b>0.38%</b>



Including Normal Battery Depletion

Year	2	4	6	8	10	12	at 155 months		
Survival Probability	99.78%	99.23%	94.80%	78.67%	67.88%	66.38%	66.24%		
± 1 standard error	0.02%	0.04%	0.11%	0.23%	0.30%	0.34%	0.36%		
Sample Size	56,400	44,540	33,880	22,890	10,050	2,450	220		

Excluding Normal Battery Depletion

Year	2	4	6	8	10	12	at 155 months		
Survival Probability	99.90%	99.85%	99.70%	99.01%	96.91%	95.59%	95.38%		
± 1 standard error	0.01%	0.02%	0.03%	0.06%	0.14%	0.25%	0.29%		

Actively Monitored Study Data

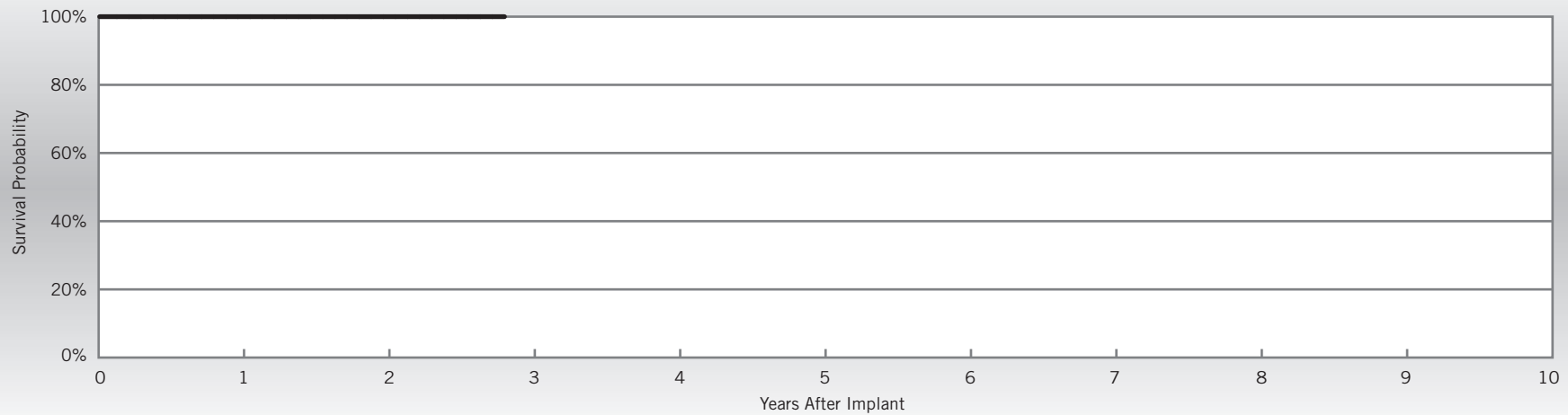
Identity ADx™ XL DR

Model 5386

US Regulatory Approval	March 2003
Number of Devices Enrolled in Study	102
Active Devices Enrolled in Study	0
Cumulative Months of Follow-up	3,251
Estimated Longevity	6.9 Years

Qualifying Complications
None Reported

	Malfunctions w/ Compromised Therapy		Malfunctions w/o Compromised Therapy	
	Qty	Rate	Qty	Rate
Electrical Component	0	0.00%	0	0.00%
Electrical Interconnect	0	0.00%	0	0.00%
Battery	0	0.00%	0	0.00%
Software/Firmware	0	0.00%	0	0.00%
Mechanical	0	0.00%	0	0.00%
Possible Early Battery Depletion	0	0.00%	0	0.00%
Other	0	0.00%	0	0.00%
<b>Total</b>	<b>0</b>	<b>0.00%</b>	<b>0</b>	<b>0.00%</b>



Year	1	2	at 34 months						
Survival Probability	100.00%	100.00%	100.00%						
± 1 standard error	0.00%	0.00%	0.00%						
Sample Size	100	80	50						

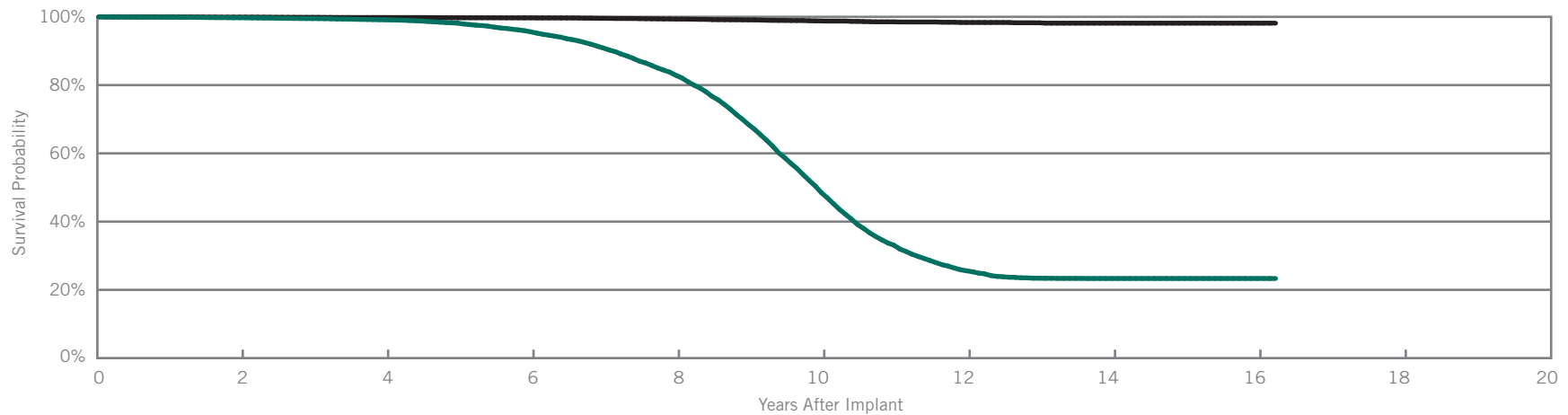
Integrity AFx™ DR

Models 5342 & 5346

US Regulatory Approval	(5342) April 2000 (5346) July 2001
Registered US Implants	47,442
Estimated Active US Implants	1,749
Estimated Longevity	6.3 Years
Normal Battery Depletion	4,611
Number of US Advisories	None

Customer Reported Performance Data

	Malfunctions w/ Compromised Therapy		Malfunctions w/o Compromised Therapy	
	Qty	Rate	Qty	Rate
Electrical Component	2	<0.01%	92	0.19%
Electrical Interconnect	3	<0.01%	1	<0.01%
Battery	0	0.00%	2	<0.01%
Software/Firmware	0	0.00%	0	0.00%
Mechanical	1	<0.01%	3	<0.01%
Possible Early Battery Depletion	0	0.00%	0	0.00%
Other	0	0.00%	6	0.01%
<b>Total</b>	<b>6</b>	<b>0.01%</b>	<b>104</b>	<b>0.22%</b>



Including Normal Battery Depletion

Year	2	4	6	8	10	12	14	16	at 195 months
Survival Probability	99.73%	99.13%	95.62%	82.87%	48.51%	25.58%	23.33%	23.33%	23.33%
± 1 standard error	0.03%	0.05%	0.12%	0.25%	0.41%	0.39%	0.38%	0.38%	0.38%
Sample Size	40,130	32,690	25,230	16,780	8,130	3,300	1,650	670	230

Excluding Normal Battery Depletion

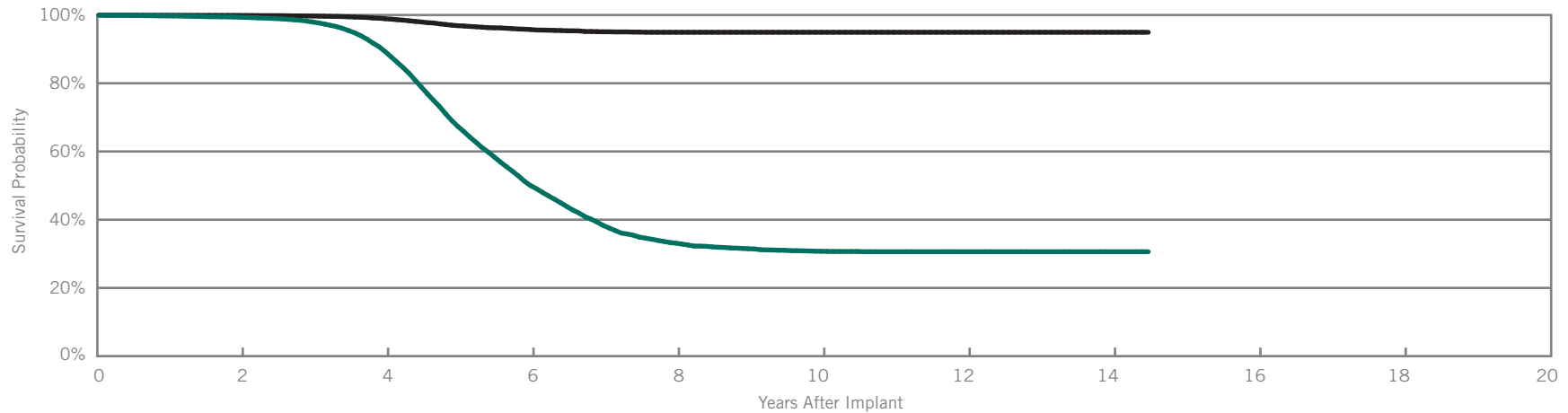
Year	2	4	6	8	10	12	14	16	at 195 months
Survival Probability	99.92%	99.81%	99.70%	99.34%	98.79%	98.35%	98.15%	98.15%	98.15%
± 1 standard error	0.01%	0.02%	0.03%	0.05%	0.09%	0.14%	0.17%	0.17%	0.17%

Identity™  
Model 5370

Customer Reported Performance Data

US Regulatory Approval	November 2001
Registered US Implants	58,365
Estimated Active US Implants	2,065
Estimated Longevity	3.8 Years
Normal Battery Depletion	6,070
Number of US Advisories (see pg. 318)	One

	Malfunctions w/ Compromised Therapy		Malfunctions w/o Compromised Therapy	
	Qty	Rate	Qty	Rate
Electrical Component	3	<0.01%	398	0.68%
Electrical Interconnect	2	<0.01%	2	<0.01%
Battery	0	0.00%	0	0.00%
Software/Firmware	0	0.00%	1	<0.01%
Mechanical	0	0.00%	5	<0.01%
Possible Early Battery Depletion	0	0.00%	12	0.02%
Other	0	0.00%	12	0.02%
<b>Total</b>	<b>5</b>	<b>&lt;0.01%</b>	<b>430</b>	<b>0.74%</b>



Including Normal Battery Depletion

Year	2	4	6	8	10	12	14	at 174 months		
Survival Probability	99.37%	89.29%	50.01%	33.11%	30.74%	30.61%	30.61%	30.61%		
± 1 standard error	0.03%	0.15%	0.32%	0.37%	0.38%	0.38%	0.38%	0.38%		
Sample Size	47,820	34,610	12,370	3,950	2,450	1,690	740	220		

Excluding Normal Battery Depletion

Year	2	4	6	8	10	12	14	at 174 months		
Survival Probability	99.88%	98.92%	95.76%	94.95%	94.95%	94.95%	94.95%	94.95%		
± 1 standard error	0.01%	0.05%	0.14%	0.18%	0.18%	0.18%	0.18%	0.18%		

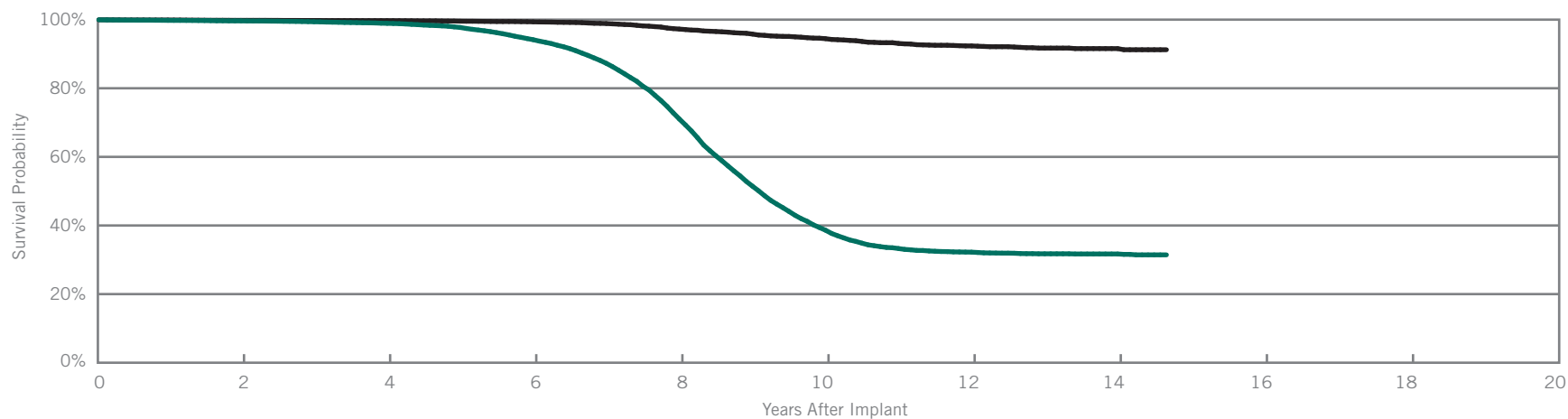
Identity™ XL

Model 5376

US Regulatory Approval	November 2001
Registered US Implants	51,512
Estimated Active US Implants	3,871
Estimated Longevity	6.9 Years
Normal Battery Depletion	5,323
Number of US Advisories (see pg. 318)	One

Customer Reported Performance Data

	Malfunctions w/ Compromised Therapy		Malfunctions w/o Compromised Therapy	
	Qty	Rate	Qty	Rate
Electrical Component	2	<0.01%	311	0.60%
Electrical Interconnect	4	<0.01%	2	<0.01%
Battery	0	0.00%	0	0.00%
Software/Firmware	0	0.00%	12	0.02%
Mechanical	2	<0.01%	5	<0.01%
Possible Early Battery Depletion	0	0.00%	5	<0.01%
Other	0	0.00%	87	0.17%
<b>Total</b>	<b>8</b>	<b>0.02%</b>	<b>422</b>	<b>0.82%</b>



Including Normal Battery Depletion

Year	2	4	6	8	10	12	14	at 176 months		
Survival Probability	99.64%	98.92%	94.15%	71.03%	38.63%	32.23%	31.70%	31.44%		
± 1 standard error	0.03%	0.05%	0.13%	0.29%	0.34%	0.35%	0.35%	0.37%		
Sample Size	43,690	35,020	26,650	17,740	8,320	3,340	1,090	210		

Excluding Normal Battery Depletion

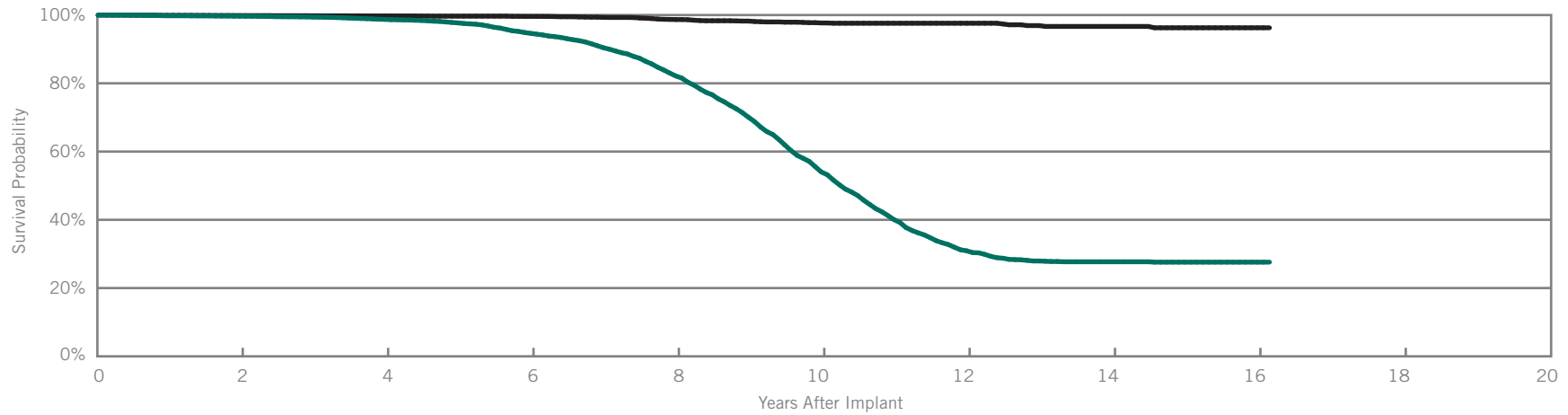
Year	2	4	6	8	10	12	14	at 176 months		
Survival Probability	99.80%	99.71%	99.36%	97.25%	94.45%	92.34%	91.56%	91.23%		
± 1 standard error	0.02%	0.03%	0.04%	0.11%	0.19%	0.28%	0.34%	0.41%		

Entity™ DR Model 5326  
Entity™ DC Model 5226

Customer Reported Performance Data

US Regulatory Approval	June 1999
Registered US Implants	21,828
Estimated Active US Implants	667
Estimated Longevity	6.3 Years
Normal Battery Depletion	1,546
Number of US Advisories	None

	Malfunctions w/ Compromised Therapy		Malfunctions w/o Compromised Therapy	
	Qty	Rate	Qty	Rate
Electrical Component	1	<0.01%	65	0.30%
Electrical Interconnect	2	<0.01%	2	<0.01%
Battery	0	0.00%	1	<0.01%
Software/Firmware	0	0.00%	1	<0.01%
Mechanical	0	0.00%	1	<0.01%
Possible Early Battery Depletion	0	0.00%	1	<0.01%
Other	0	0.00%	3	0.01%
<b>Total</b>	<b>3</b>	<b>0.01%</b>	<b>74</b>	<b>0.34%</b>



Including Normal Battery Depletion

Year	2	4	6	8	10	12	14	16	at 194 months
Survival Probability	99.66%	98.73%	94.64%	82.14%	54.02%	30.92%	27.70%	27.59%	27.59%
± 1 standard error	0.04%	0.09%	0.20%	0.41%	0.66%	0.71%	0.70%	0.70%	0.70%
Sample Size	17,830	14,030	10,260	6,310	2,990	1,280	670	330	220

Excluding Normal Battery Depletion

Year	2	4	6	8	10	12	14	16	at 194 months
Survival Probability	99.85%	99.74%	99.60%	98.68%	97.68%	97.60%	96.66%	96.27%	96.27%
± 1 standard error	0.03%	0.04%	0.05%	0.13%	0.20%	0.22%	0.39%	0.48%	0.48%

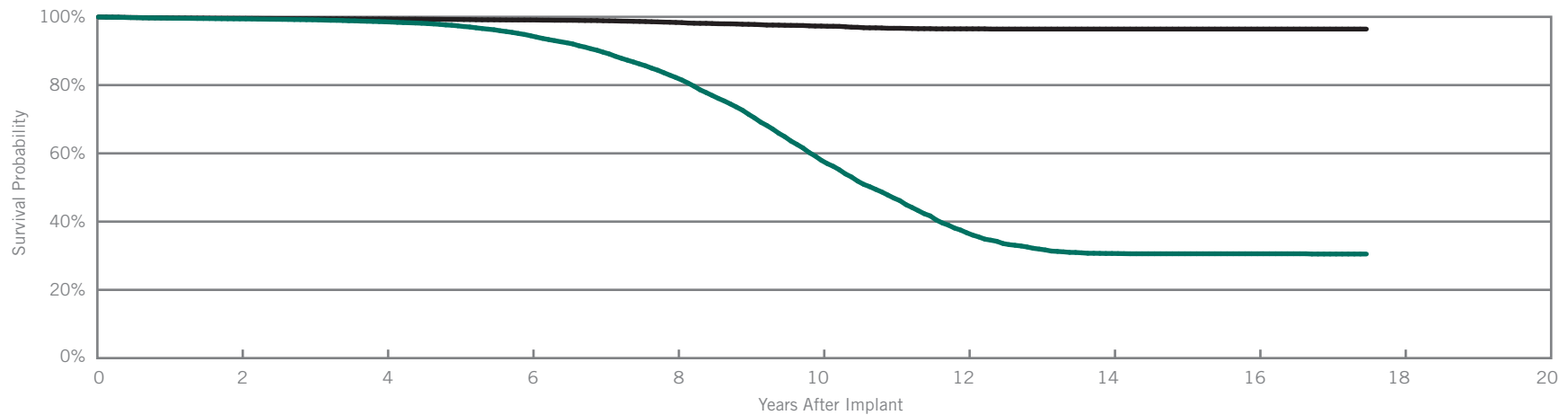


Affinity™ DR Models 5330 & 5331  
 Affinity™ DC Model 5230

Customer Reported Performance Data

US Regulatory Approval	(5330) January 1999 (5230/5331) June 1999
Registered US Implants	65,714
Estimated Active US Implants	2,107
Estimated Longevity	6.3 Years
Normal Battery Depletion	4,550
Number of US Advisories (see pg. 321)	One

	Malfunctions w/ Compromised Therapy		Malfunctions w/o Compromised Therapy	
	Qty	Rate	Qty	Rate
Electrical Component	5	<0.01%	283	0.43%
Electrical Interconnect	9	0.01%	13	0.02%
Battery	0	0.00%	6	<0.01%
Software/Firmware	0	0.00%	2	<0.01%
Mechanical	0	0.00%	5	<0.01%
Possible Early Battery Depletion	0	0.00%	1	<0.01%
Other	1	<0.01%	5	<0.01%
<b>Total</b>	<b>15</b>	<b>0.02%</b>	<b>315</b>	<b>0.48%</b>



Including Normal Battery Depletion

Year	2	4	6	8	10	12	14	16	at 210 months
Survival Probability	99.41%	98.54%	94.47%	82.22%	57.98%	36.74%	30.66%	30.58%	30.50%
± 1 standard error	0.03%	0.05%	0.11%	0.22%	0.36%	0.43%	0.43%	0.43%	0.43%
Sample Size	55,030	44,310	33,190	20,670	9,680	4,250	2,420	1,520	210

Excluding Normal Battery Depletion

Year	2	4	6	8	10	12	14	16	at 210 months
Survival Probability	99.56%	99.36%	99.08%	98.36%	97.30%	96.48%	96.42%	96.42%	96.42%
± 1 standard error	0.03%	0.03%	0.04%	0.07%	0.12%	0.17%	0.17%	0.17%	0.17%

# SUMMARY INFORMATION

Dual-Chamber Pacemakers

## Survival Summary

## Including Normal Battery Depletion

Models	Family	Survival Probability									
		1 year	2 year	3 year	4 year	5 year	6 year	7 year	8 year	9 year	10 year
PM2160	Endurity™ DR	99.82%	99.82%								
PM2240	Assurity™ DR RF	99.95%	99.90%								
PM2210	Accent™ DR RF	99.93%	99.86%	99.78%	99.63%	99.37%	98.87%	97.50%			
PM2110	Accent™ DR	99.96%	99.92%	99.84%	99.63%	99.41%	99.01%	98.28%			
5820	Zephyr™ DR	99.84%	99.75%	99.06%	93.66%	81.53%	77.52%	76.50%	76.33%	76.24%	
5810	Victory™ DR	99.87%	99.75%	98.70%	89.61%	68.62%	53.36%	47.08%	46.24%	46.03%	45.95%
5826	Zephyr™ XL DR	99.91%	99.84%	99.74%	99.48%	98.80%	98.10%	97.63%	96.94%	96.29%	
5816	Victory™ XL DR	99.91%	99.84%	99.67%	99.33%	98.07%	94.27%	89.17%	87.78%	87.05%	86.82%
5356/5357/5256	Verity ADx™ XL DR/ DR(M/S) / DC	99.89%	99.83%	99.69%	99.47%	98.88%	96.90%	94.68%	92.14%	90.16%	89.56%
5366	Integrity ADx™ XL DR	100.00%	99.94%	99.57%	99.44%	98.66%	95.50%	90.88%	84.30%	78.72%	75.99%
5380	Identity ADx™ DR	99.77%	99.45%	98.25%	92.25%	70.84%	49.63%	36.05%	31.26%	30.67%	30.57%
5386/5286	Identity ADx™ XL DR/DC	99.88%	99.78%	99.58%	99.23%	98.35%	94.80%	88.73%	78.67%	70.53%	67.88%
5342/5346	Integrity AFx™ DR	99.87%	99.73%	99.49%	99.13%	98.15%	95.62%	90.88%	82.87%	68.42%	48.51%
5370	Identity™	99.75%	99.37%	97.97%	89.29%	67.35%	50.01%	38.31%	33.11%	31.48%	30.74%
5376	Identity™ XL	99.79%	99.64%	99.38%	98.92%	97.72%	94.15%	87.26%	71.03%	51.46%	38.63%
5326/5226	Entity™ DR/DC	99.79%	99.66%	99.40%	98.73%	97.70%	94.64%	90.44%	82.14%	70.03%	54.02%
5330/5331/5230	Affinity™ DR/DC	99.64%	99.41%	99.14%	98.54%	97.36%	94.47%	89.64%	82.22%	71.45%	57.98%

## Survival Summary

## Excluding Normal Battery Depletion

Models	Family	Survival Probability									
		1 year	2 year	3 year	4 year	5 year	6 year	7 year	8 year	9 year	10 year
PM2160	Endurity™ DR	99.82%	99.82%								
PM2240	Assurity™ DR RF	99.95%	99.92%								
PM2210	Accent™ DR RF	99.95%	99.90%	99.84%	99.80%	99.76%	99.73%	99.68%			
PM2110	Accent™ DR	99.97%	99.95%	99.93%	99.93%	99.93%	99.90%	99.90%			
5820	Zephyr™ DR	99.97%	99.96%	99.93%	99.62%	99.25%	98.93%	98.61%	98.55%	98.43%	
5810	Victory™ DR	99.98%	99.93%	99.69%	99.20%	97.80%	97.40%	96.90%	96.45%	96.25%	96.07%
5826	Zephyr™ XL DR	99.96%	99.93%	99.92%	99.89%	99.83%	99.75%	99.58%	99.31%	99.01%	
5816	Victory™ XL DR	99.97%	99.95%	99.91%	99.86%	99.81%	99.74%	99.50%	99.20%	98.84%	98.80%
5356/5357/5256	Verity ADx™ XL DR/ DR(M/S) / DC	99.96%	99.95%	99.93%	99.91%	99.89%	99.82%	99.82%	99.79%	99.75%	99.63%
5366	Integrity ADx™ XL DR	100.00%	100.00%	99.96%	99.96%	99.96%	99.91%	99.69%	99.62%	99.36%	98.56%
5380	Identity ADx™ DR	99.96%	99.93%	99.75%	99.27%	97.77%	96.96%	96.83%	96.45%	96.34%	96.20%
5386/5286	Identity ADx™ XL DR/DC	99.92%	99.90%	99.88%	99.85%	99.78%	99.70%	99.55%	99.01%	98.06%	96.91%
5342/5346	Integrity AFx™ DR	99.96%	99.92%	99.86%	99.81%	99.72%	99.70%	99.56%	99.34%	99.10%	98.79%
5370	Identity™	99.93%	99.88%	99.71%	98.92%	96.88%	95.76%	95.09%	94.95%	94.95%	94.95%
5376	Identity™ XL	99.90%	99.80%	99.76%	99.71%	99.55%	99.36%	98.87%	97.25%	95.79%	94.45%
5326/5226	Entity™ DR/DC	99.91%	99.85%	99.79%	99.74%	99.67%	99.60%	99.32%	98.68%	98.23%	97.68%
5330/5331/5230	Affinity™ DR/DC	99.69%	99.56%	99.46%	99.36%	99.23%	99.08%	98.86%	98.36%	97.81%	97.30%

U.S. Malfunction Summary

Models	Family	Registered US Implants	Percent Returned for Analysis	U.S. Malfunctions w/ Compromised Therapy																	
				Electrical Component		Electrical Interconnect		Battery		Software/Firmware		Mechanical		Possible Early Battery Depletion		Other		Total			
				Qty.	Rate	Qty.	Rate	Qty.	Rate	Qty.	Rate	Qty.	Rate	Qty.	Rate	Qty.	Rate	Qty.	Rate		
PM2160	Endurity™ DR	8,490	0.30%	0	0.00%	0	0.00%	0	0.00%	0	0.00%	0	0.00%	0	0.00%	0	0.00%	0	0.00%	0	0.00%
PM2240	Assurity™ DR RF	142,163	0.20%	2	<0.01%	0	0.00%	0	0.00%	0	0.00%	0	0.00%	1	<0.01%	0	0.00%	0	0.00%	3	<0.01%
PM2210	Accent™ DR RF	243,022	2.70%	15	<0.01%	7	<0.01%	0	0.00%	0	0.00%	0	0.00%	7	<0.01%	5	<0.01%	34	0.01%		
PM2110	Accent™ DR	48,905	2.70%	1	<0.01%	2	<0.01%	0	0.00%	0	0.00%	0	0.00%	0	0.00%	0	0.00%	3	<0.01%		
5820	Zephyr™ DR	53,623	8.10%	2	<0.01%	0	0.00%	0	0.00%	0	0.00%	0	0.00%	0	0.00%	0	0.00%	2	<0.01%		
5810	Victory™ DR	26,309	16.80%	1	<0.01%	0	0.00%	0	0.00%	0	0.00%	0	0.00%	0	0.00%	0	0.00%	1	<0.01%		
5826	Zephyr™ XL DR	112,171	6.00%	1	<0.01%	4	<0.01%	0	0.00%	0	0.00%	0	0.00%	0	0.00%	1	<0.01%	6	<0.01%		
5816	Victory™ XL DR	62,670	11.50%	2	<0.01%	0	0.00%	0	0.00%	0	0.00%	0	0.00%	0	0.00%	1	<0.01%	3	<0.01%		
5356/5357/5256	Verity ADx™ XL DR/DR(M/S) / DC	17,345	6.60%	0	0.00%	1	<0.01%	0	0.00%	0	0.00%	0	0.00%	0	0.00%	0	0.00%	1	<0.01%		
5366	Integrity ADx™ XL DR	8,082	10.90%	0	0.00%	0	0.00%	0	0.00%	0	0.00%	0	0.00%	0	0.00%	0	0.00%	0	0.00%		
5380	Identity ADx™ DR	54,045	15.60%	4	<0.01%	1	<0.01%	0	0.00%	0	0.00%	0	0.00%	0	0.00%	0	0.00%	5	<0.01%		
5386/5286	Identity ADx™ XL DR/DC	67,367	13.10%	2	<0.01%	0	0.00%	0	0.00%	0	0.00%	0	0.00%	0	0.00%	0	0.00%	2	<0.01%		
5342/5346	Integrity AFx™ DR	47,442	14.20%	2	<0.01%	3	<0.01%	0	0.00%	0	0.00%	1	<0.01%	0	0.00%	0	0.00%	6	0.01%		
5370	Identity™	58,365	13.70%	3	<0.01%	2	<0.01%	0	0.00%	0	0.00%	0	0.00%	0	0.00%	0	0.00%	5	<0.01%		
5376	Identity™ XL	51,512	17.50%	2	<0.01%	4	<0.01%	0	0.00%	0	0.00%	2	<0.01%	0	0.00%	0	0.00%	8	0.02%		
5326/5226	Entity™ DR/DC	21,828	11.10%	1	<0.01%	2	<0.01%	0	0.00%	0	0.00%	0	0.00%	0	0.00%	0	0.00%	3	0.01%		
5330/5331/5230	Affinity™ DR/DC	65,714	10.90%	5	<0.01%	9	0.01%	0	0.00%	0	0.00%	0	0.00%	0	0.00%	1	<0.01%	15	0.02%		

Definitions of malfunction categories can be found on pages 6-7.

U.S. Malfunction Summary

Models	Family	Registered US Implants	Percent Returned for Analysis	U.S. Malfunctions w/o Compromised Therapy															
				Electrical Component		Electrical Interconnect		Battery		Software/Firmware		Mechanical		Possible Early Battery Depletion		Other		Total	
				Qty.	Rate	Qty.	Rate	Qty.	Rate	Qty.	Rate	Qty.	Rate	Qty.	Rate	Qty.	Rate	Qty.	Rate
PM2160	Endurity™ DR	8,490	0.30%	0	0.00%	0	0.00%	0	0.00%	0	0.00%	5	0.06%	0	0.00%	1	0.01%	6	0.07%
PM2240	Assurity™ DR RF	142,163	0.20%	2	<0.01%	0	0.00%	0	0.00%	1	<0.01%	20	0.01%	0	0.00%	5	<0.01%	28	0.02%
PM2210	Accent™ DR RF	243,022	2.70%	38	0.02%	31	0.01%	0	0.00%	2	<0.01%	16	<0.01%	19	<0.01%	35	0.01%	141	0.06%
PM2110	Accent™ DR	48,905	2.70%	3	<0.01%	0	0.00%	0	0.00%	3	<0.01%	4	<0.01%	1	<0.01%	0	0.00%	11	0.02%
5820	Zephyr™ DR	53,623	8.10%	34	0.06%	0	0.00%	0	0.00%	9	0.02%	2	<0.01%	1	<0.01%	62	0.12%	108	0.20%
5810	Victory™ DR	26,309	16.80%	89	0.34%	0	0.00%	0	0.00%	8	0.03%	2	<0.01%	17	0.06%	34	0.13%	150	0.57%
5826	Zephyr™ XL DR	112,171	6.00%	18	0.02%	0	0.00%	0	0.00%	12	0.01%	9	<0.01%	3	<0.01%	99	0.09%	141	0.13%
5816	Victory™ XL DR	62,670	11.50%	25	0.04%	0	0.00%	0	0.00%	7	0.01%	8	0.01%	5	<0.01%	73	0.12%	118	0.19%
5356/5357/5256	Verity ADx™ XL DR/DR(M/S) / DC	17,345	6.60%	10	0.06%	0	0.00%	1	<0.01%	0	0.00%	0	0.00%	1	<0.01%	10	0.06%	22	0.13%
5366	Integrity ADx™ XL DR	8,082	10.90%	7	0.09%	0	0.00%	0	0.00%	2	0.02%	1	0.01%	1	0.01%	12	0.15%	23	0.28%
5380	Identity ADx™ DR	54,045	15.60%	262	0.48%	0	0.00%	0	0.00%	2	<0.01%	6	0.01%	11	0.02%	17	0.03%	298	0.55%
5386/5286	Identity ADx™ XL DR/DC	67,367	13.10%	131	0.19%	2	<0.01%	0	0.00%	7	0.01%	10	0.01%	6	<0.01%	102	0.15%	258	0.38%
5342/5346	Integrity AFx™ DR	47,442	14.20%	92	0.19%	1	<0.01%	2	<0.01%	0	0.00%	3	<0.01%	0	0.00%	6	0.01%	104	0.22%
5370	Identity™	58,365	13.70%	398	0.68%	2	<0.01%	0	0.00%	1	<0.01%	5	<0.01%	12	0.02%	12	0.02%	430	0.74%
5376	Identity™ XL	51,512	17.50%	311	0.60%	2	<0.01%	0	0.00%	12	0.02%	5	<0.01%	5	<0.01%	87	0.17%	422	0.82%
5326/5226	Entity™ DR/DC	21,828	11.10%	65	0.30%	2	<0.01%	1	<0.01%	1	<0.01%	1	<0.01%	1	<0.01%	3	0.01%	74	0.34%
5330/5331/5230	Affinity™ DR/DC	65,714	10.90%	283	0.43%	13	0.02%	6	<0.01%	2	<0.01%	5	<0.01%	1	<0.01%	5	<0.01%	315	0.48%

Definitions of malfunction categories can be found on pages 6-7.

## Worldwide Malfunction Summary

Models	Family	Worldwide Sales	Percent Returned for Analysis	Worldwide Malfunctions w/ Compromised Therapy																	
				Electrical Component		Electrical Interconnect		Battery		Software/Firmware		Mechanical		Possible Early Battery Depletion		Other		Total			
				Qty.	Rate	Qty.	Rate	Qty.	Rate	Qty.	Rate	Qty.	Rate	Qty.	Rate	Qty.	Rate	Qty.	Rate		
PM2160	Endurity™ DR	50,706	0.50%	0	0.00%	0	0.00%	0	0.00%	0	0.00%	0	0.00%	0	0.00%	0	0.00%	0	0.00%	0	0.00%
PM2240	Assurity™ DR RF	155,770	1.14%	2	<0.01%	0	0.00%	0	0.00%	0	0.00%	0	0.00%	1	<0.01%	0	0.00%	0	0.00%	3	<0.01%
PM2210	Accent™ DR RF	246,799	4.15%	15	<0.01%	7	<0.01%	0	0.00%	0	0.00%	0	0.00%	6	<0.01%	5	<0.01%	33	0.01%		
PM2110	Accent™ DR	49,738	4.09%	1	<0.01%	2	<0.01%	0	0.00%	0	0.00%	0	0.00%	0	0.00%	0	0.00%	3	<0.01%		

Models	Family	Worldwide Sales	Percent Returned for Analysis	Worldwide Malfunctions w/o Compromised Therapy															
				Electrical Component		Electrical Interconnect		Battery		Software/Firmware		Mechanical		Possible Early Battery Depletion		Other		Total	
				Qty.	Rate	Qty.	Rate	Qty.	Rate	Qty.	Rate	Qty.	Rate	Qty.	Rate	Qty.	Rate	Qty.	Rate
PM2160	Endurity™ DR	50,706	0.50%	1	<0.01%	0	0.00%	0	0.00%	0	0.00%	8	0.02%	0	0.00%	2	<0.01%	11	0.02%
PM2240	Assurity™ DR RF	155,770	1.14%	4	<0.01%	0	0.00%	0	0.00%	1	<0.01%	23	0.01%	0	0.00%	4	<0.01%	32	0.02%
PM2210	Accent™ DR RF	246,799	4.15%	41	0.02%	32	0.01%	0	0.00%	2	<0.01%	16	<0.01%	19	<0.01%	34	0.01%	144	0.06%
PM2110	Accent™ DR	49,738	4.09%	3	<0.01%	0	0.00%	0	0.00%	3	<0.01%	4	<0.01%	1	<0.01%	0	0.00%	11	0.02%

## Actively Monitored Study Data Summary

## Qualifying Complications

Models	Number of Devices Enrolled	Active Devices Enrolled	Cumulative Months of Follow-Up	Loss Telemetry		Pericardial Effusion		Premature Battery Depletion		Skin Erosion		Total	
				Qty.	Rate	Qty.	Rate	Qty.	Rate	Qty.	Rate	Qty.	Rate
PM2210	1,774	363	51,801	0	0.00%	0	0.00%	1	0.06%	0	0.00%	1	0.06%
PM2110	227	65	8,299	0	0.00%	0	0.00%	0	0.00%	0	0.00%	0	0.00%
5820	283	9	7,807	0	0.00%	0	0.00%	0	0.00%	1	0.35%	1	0.35%
5826	1,517	14	47,765	0	0.00%	0	0.00%	0	0.00%	0	0.00%	0	0.00%
5816	332	0	10,674	0	0.00%	0	0.00%	0	0.00%	0	0.00%	0	0.00%
5386	102	0	3,251	0	0.00%	0	0.00%	0	0.00%	0	0.00%	0	0.00%

## Malfunctions

Models	Number of Devices Enrolled	Percent Returned for Analysis	Malfunctions w/ Compromised Therapy																	
			Electrical Component		Electrical Interconnect		Battery		Software/Firmware		Mechanical		Possible Early Battery Depletion		Other		Total			
			Qty.	Rate	Qty.	Rate	Qty.	Rate	Qty.	Rate	Qty.	Rate	Qty.	Rate	Qty.	Rate	Qty.	Rate		
PM2210	1,774	4.20%	0	0.00%	0	0.00%	0	0.00%	0	0.00%	0	0.00%	0	0.00%	0	0.00%	0	0.00%	0	0.00%
PM2110	227	3.50%	0	0.00%	0	0.00%	0	0.00%	0	0.00%	0	0.00%	0	0.00%	0	0.00%	0	0.00%	0	0.00%
5820	283	17.00%	0	0.00%	0	0.00%	0	0.00%	0	0.00%	0	0.00%	0	0.00%	0	0.00%	0	0.00%	0	0.00%
5826	1,517	6.90%	0	0.00%	0	0.00%	0	0.00%	0	0.00%	0	0.00%	0	0.00%	0	0.00%	0	0.00%	0	0.00%
5816	332	5.10%	0	0.00%	0	0.00%	0	0.00%	0	0.00%	0	0.00%	0	0.00%	0	0.00%	0	0.00%	0	0.00%
5386	102	2.90%	0	0.00%	0	0.00%	0	0.00%	0	0.00%	0	0.00%	0	0.00%	0	0.00%	0	0.00%	0	0.00%

Models	Number of Devices Enrolled	Percent Returned for Analysis	Malfunctions w/o Compromised Therapy																	
			Electrical Component		Electrical Interconnect		Battery		Software/Firmware		Mechanical		Possible Early Battery Depletion		Other		Total			
			Qty.	Rate	Qty.	Rate	Qty.	Rate	Qty.	Rate	Qty.	Rate	Qty.	Rate	Qty.	Rate	Qty.	Rate		
PM2210	1,774	4.20%	1	0.06%	1	0.06%	0	0.00%	0	0.00%	0	0.00%	0	0.00%	0	0.00%	0	0.00%	2	0.11%
PM2110	227	3.50%	0	0.00%	0	0.00%	0	0.00%	0	0.00%	0	0.00%	0	0.00%	0	0.00%	0	0.00%	0	0.00%
5820	283	17.00%	0	0.00%	0	0.00%	0	0.00%	0	0.00%	0	0.00%	0	0.00%	0	0.00%	0	0.00%	0	0.00%
5826	1,517	6.90%	1	0.07%	0	0.00%	0	0.00%	0	0.00%	0	0.00%	0	0.00%	0	0.00%	0	0.00%	1	0.07%
5816	332	5.10%	0	0.00%	0	0.00%	0	0.00%	0	0.00%	0	0.00%	0	0.00%	0	0.00%	0	0.00%	0	0.00%
5386	102	2.90%	0	0.00%	0	0.00%	0	0.00%	0	0.00%	0	0.00%	0	0.00%	0	0.00%	0	0.00%	0	0.00%

A list of complications can be found on [page 15](#).

Definitions of malfunction categories can be found on [pages 6-7](#).



PACEMAKERS

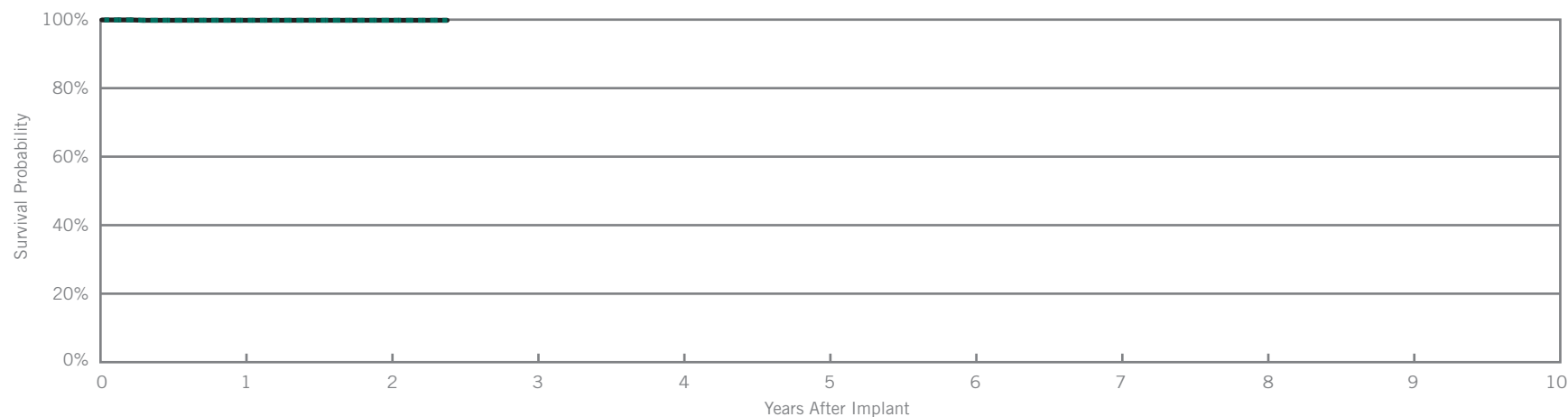
Single-Chamber

Endurity™ VR  
Model PM1160

Customer Reported Performance Data

US Regulatory Approval	March 2014
Registered US Implants	2,301
Estimated Active US Implants	1,910
Estimated Longevity	14.6 Years
Normal Battery Depletion	0
Number of US Advisories	None

	Malfunctions w/ Compromised Therapy		Malfunctions w/o Compromised Therapy	
	Qty	Rate	Qty	Rate
Electrical Component	0	0.00%	0	0.00%
Electrical Interconnect	0	0.00%	0	0.00%
Battery	0	0.00%	0	0.00%
Software/Firmware	0	0.00%	0	0.00%
Mechanical	0	0.00%	1	0.04%
Possible Early Battery Depletion	0	0.00%	0	0.00%
Other	0	0.00%	1	0.04%
<b>Total</b>	<b>0</b>	<b>0.00%</b>	<b>2</b>	<b>0.09%</b>



Including Normal Battery Depletion

Year	1	2	at 29 months						
Survival Probability	99.81%	99.81%	99.81%						
± 1 standard error	0.09%	0.09%	0.09%						
Sample Size	1,920	1,040	210						

Excluding Normal Battery Depletion

Year	1	2	at 29 months						
Survival Probability	99.81%	99.81%	99.81%						
± 1 standard error	0.09%	0.09%	0.09%						

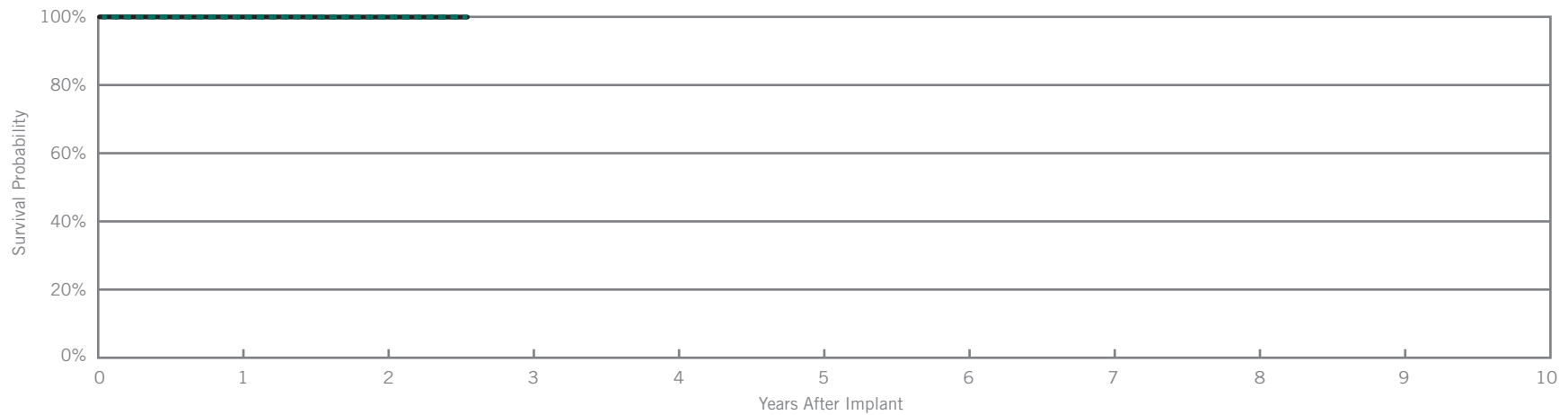
Assurity™ VR

Model PM1240

US Regulatory Approval	March 2014
Registered US Implants	21,438
Estimated Active US Implants	18,353
Estimated Longevity	14.1 Years
Normal Battery Depletion	0
Number of US Advisories	None

Customer Reported Performance Data

	Malfunctions w/ Compromised Therapy		Malfunctions w/o Compromised Therapy	
	Qty	Rate	Qty	Rate
Electrical Component	0	0.00%	2	<0.01%
Electrical Interconnect	0	0.00%	0	0.00%
Battery	0	0.00%	0	0.00%
Software/Firmware	0	0.00%	0	0.00%
Mechanical	0	0.00%	2	<0.01%
Possible Early Battery Depletion	0	0.00%	0	0.00%
Other	0	0.00%	0	0.00%
<b>Total</b>	<b>0</b>	<b>0.00%</b>	<b>4</b>	<b>0.02%</b>



Including Normal Battery Depletion

Year	1	2	at 31 months						
Survival Probability	99.97%	99.94%	99.94%						
± 1 standard error	0.01%	0.03%	0.03%						
Sample Size	16,070	6,660	250						

Excluding Normal Battery Depletion

Year	1	2	at 31 months						
Survival Probability	99.97%	99.94%	99.94%						
± 1 standard error	0.01%	0.03%	0.03%						

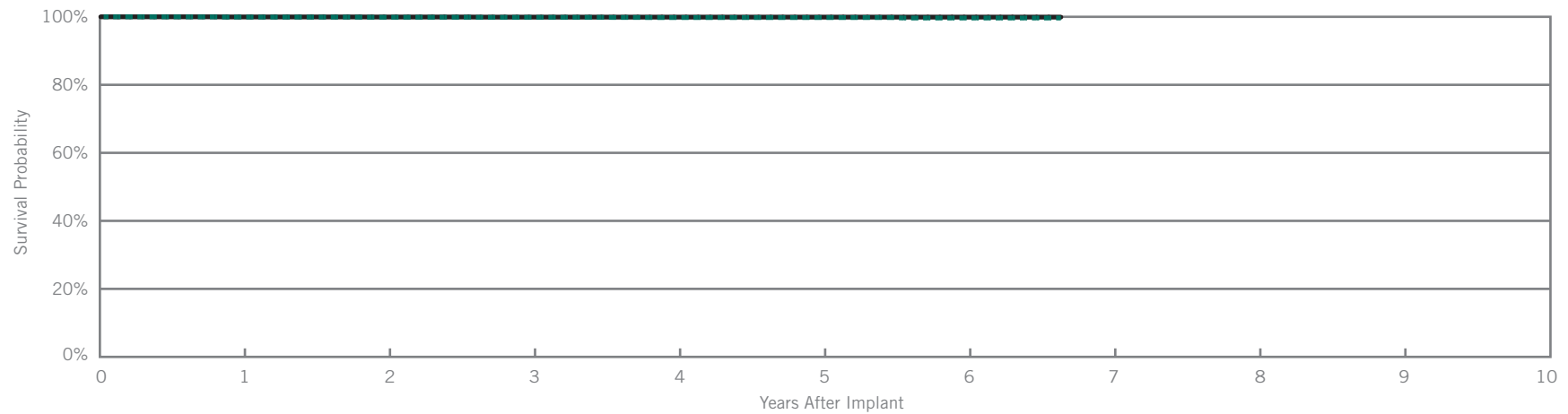
Accent™ SR

Model PM1110

US Regulatory Approval	July 2009
Registered US Implants	13,588
Estimated Active US Implants	8,042
Estimated Longevity	12.9 Years
Normal Battery Depletion	7
Number of US Advisories	None

Customer Reported Performance Data

	Malfunctions w/ Compromised Therapy		Malfunctions w/o Compromised Therapy	
	Qty	Rate	Qty	Rate
Electrical Component	0	0.00%	2	0.01%
Electrical Interconnect	0	0.00%	0	0.00%
Battery	0	0.00%	0	0.00%
Software/Firmware	0	0.00%	1	<0.01%
Mechanical	0	0.00%	0	0.00%
Possible Early Battery Depletion	0	0.00%	1	<0.01%
Other	0	0.00%	0	0.00%
<b>Total</b>	<b>0</b>	<b>0.00%</b>	<b>4</b>	<b>0.03%</b>



Including Normal Battery Depletion

Year	1	2	3	4	5	6	at 80 months		
Survival Probability	99.92%	99.87%	99.84%	99.78%	99.78%	99.65%	99.65%		
± 1 standard error	0.03%	0.03%	0.04%	0.05%	0.05%	0.10%	0.10%		
Sample Size	12,540	10,730	8,760	6,220	3,750	1,700	230		

Excluding Normal Battery Depletion

Year	1	2	3	4	5	6	at 80 months		
Survival Probability	99.96%	99.94%	99.91%	99.91%	99.91%	99.91%	99.91%		
± 1 standard error	0.02%	0.02%	0.03%	0.03%	0.03%	0.03%	0.03%		

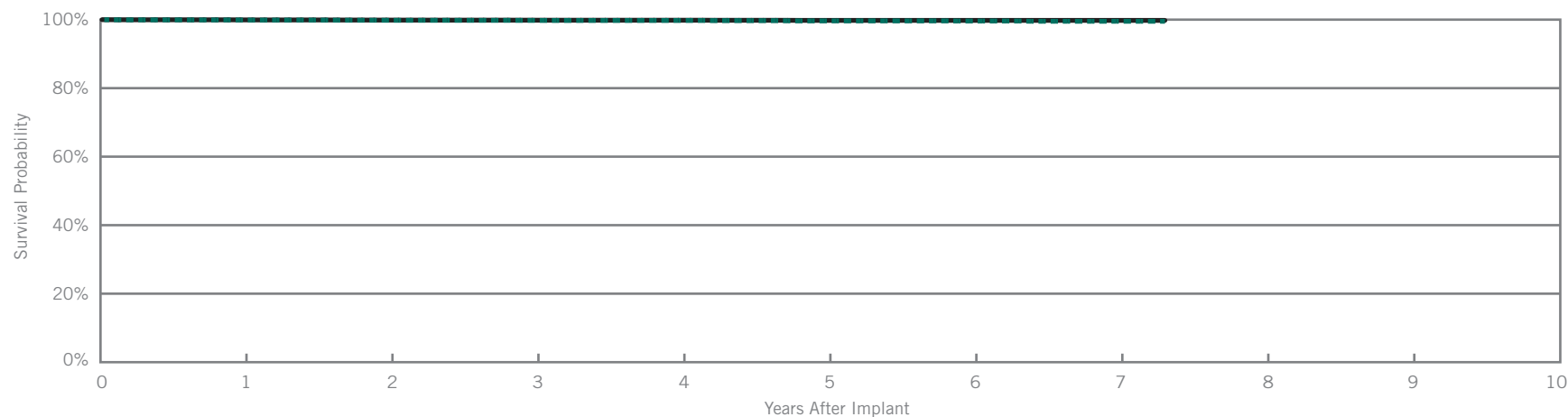
Accent™ SR RF

Model PM1210

US Regulatory Approval	July 2009
Registered US Implants	39,812
Estimated Active US Implants	23,125
Estimated Longevity	10.9 Years
Normal Battery Depletion	14
Number of US Advisories	None

Customer Reported Performance Data

	Malfunctions w/ Compromised Therapy		Malfunctions w/o Compromised Therapy	
	Qty	Rate	Qty	Rate
Electrical Component	2	<0.01%	7	0.02%
Electrical Interconnect	1	<0.01%	3	<0.01%
Battery	0	0.00%	1	<0.01%
Software/Firmware	0	0.00%	0	0.00%
Mechanical	0	0.00%	3	<0.01%
Possible Early Battery Depletion	2	<0.01%	2	<0.01%
Other	0	0.00%	7	0.02%
<b>Total</b>	<b>5</b>	<b>0.01%</b>	<b>23</b>	<b>0.06%</b>



Including Normal Battery Depletion

Year	1	2	3	4	5	6	7	at 88 months		
Survival Probability	99.89%	99.81%	99.78%	99.76%	99.64%	99.60%	99.52%	99.52%		
± 1 standard error	0.02%	0.02%	0.03%	0.03%	0.04%	0.05%	0.07%	0.07%		
Sample Size	36,670	31,380	25,930	18,820	11,860	6,390	2,420	260		

Excluding Normal Battery Depletion

Year	1	2	3	4	5	6	7	at 88 months		
Survival Probability	99.93%	99.87%	99.84%	99.83%	99.78%	99.78%	99.78%	99.78%		
± 1 standard error	0.01%	0.02%	0.02%	0.02%	0.03%	0.03%	0.03%	0.03%		

Actively Monitored Study Data

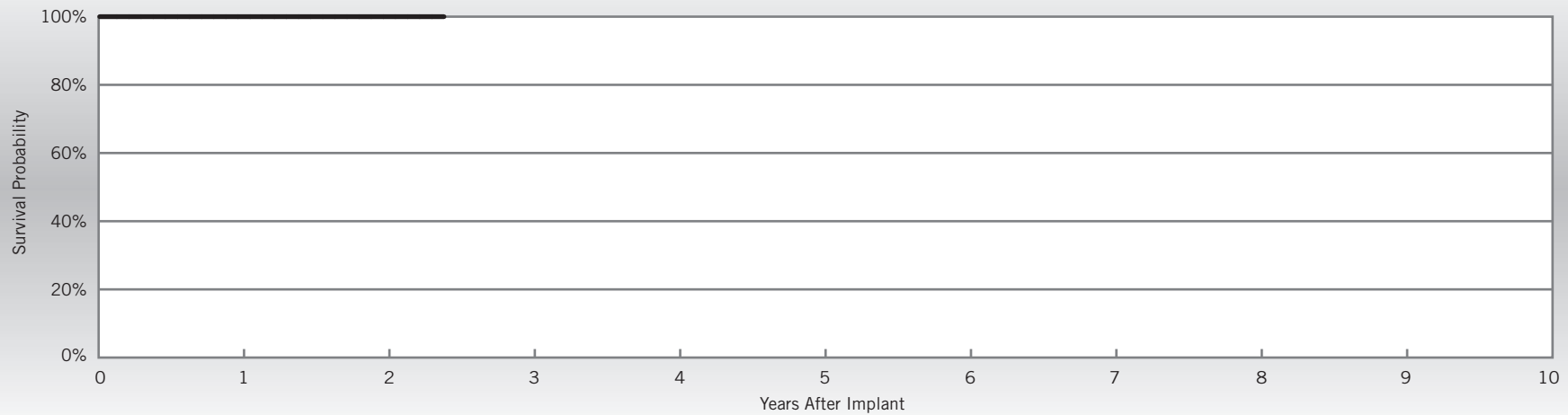
Accent™ SR RF

Model PM1210

US Regulatory Approval	July 2009
Number of Devices Enrolled in Study	236
Active Devices Enrolled in Study	30
Cumulative Months of Follow-up	5,493
Estimated Longevity	10.9 Years

<b>Qualifying Complications</b>
None Reported

	Malfunctions w/ Compromised Therapy		Malfunctions w/o Compromised Therapy	
	Qty	Rate	Qty	Rate
Electrical Component	0	0.00%	0	0.00%
Electrical Interconnect	0	0.00%	0	0.00%
Battery	0	0.00%	0	0.00%
Software/Firmware	0	0.00%	0	0.00%
Mechanical	0	0.00%	0	0.00%
Possible Early Battery Depletion	0	0.00%	0	0.00%
Other	0	0.00%	0	0.00%
<b>Total</b>	<b>0</b>	<b>0.00%</b>	<b>0</b>	<b>0.00%</b>



Year	1	2	at 29 months						
Survival Probability	100.00%	100.00%	100.00%						
± 1 standard error	0.00%	0.00%	0.00%						
Sample Size	200	120	50						

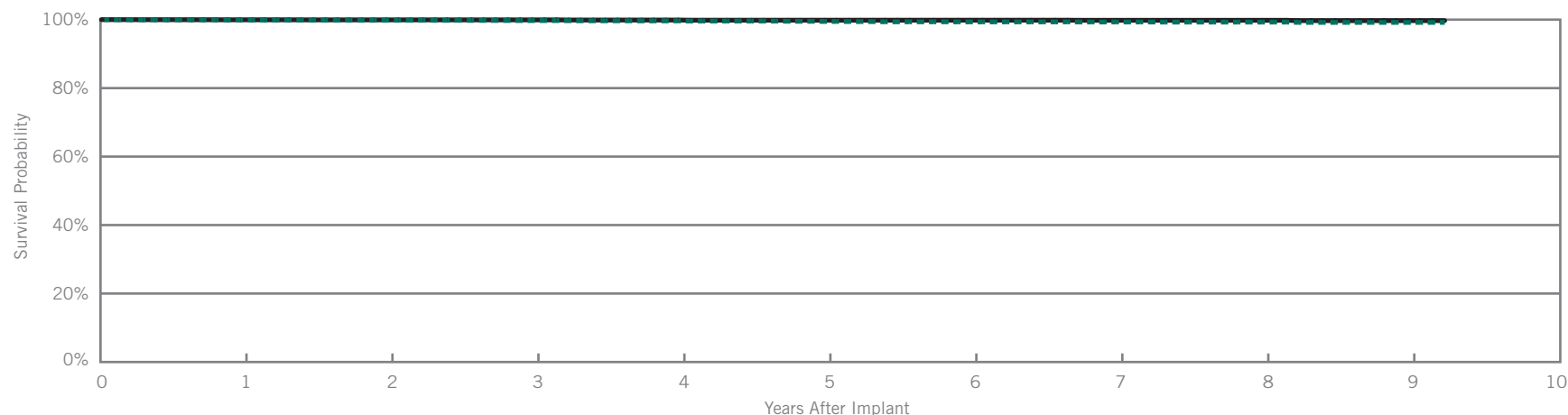
Zephyr™ XL SR

Model 5626

US Regulatory Approval	May 2007
Registered US Implants	20,639
Estimated Active US Implants	8,671
Estimated Longevity	15.8 Years
Normal Battery Depletion	27
Number of US Advisories	None

Customer Reported Performance Data

	Malfunctions w/ Compromised Therapy		Malfunctions w/o Compromised Therapy	
	Qty	Rate	Qty	Rate
Electrical Component	0	0.00%	4	0.02%
Electrical Interconnect	1	<0.01%	0	0.00%
Battery	0	0.00%	0	0.00%
Software/Firmware	0	0.00%	0	0.00%
Mechanical	0	0.00%	0	0.00%
Possible Early Battery Depletion	0	0.00%	0	0.00%
Other	1	<0.01%	7	0.03%
<b>Total</b>	<b>2</b>	<b>&lt;0.01%</b>	<b>11</b>	<b>0.05%</b>



Including Normal Battery Depletion

Year	1	2	3	4	5	6	7	8	9	at 111 months
Survival Probability	99.92%	99.83%	99.73%	99.64%	99.47%	99.34%	99.31%	99.28%	99.19%	99.19%
± 1 standard error	0.02%	0.03%	0.04%	0.05%	0.06%	0.07%	0.08%	0.08%	0.10%	0.10%
Sample Size	18,830	15,830	13,630	11,750	10,100	8,570	6,940	4,410	1,600	230

Excluding Normal Battery Depletion

Year	1	2	3	4	5	6	7	8	9	at 111 months
Survival Probability	99.95%	99.93%	99.93%	99.88%	99.83%	99.83%	99.80%	99.80%	99.71%	99.71%
± 1 standard error	0.02%	0.02%	0.02%	0.03%	0.04%	0.04%	0.04%	0.04%	0.08%	0.08%

Actively Monitored Study Data

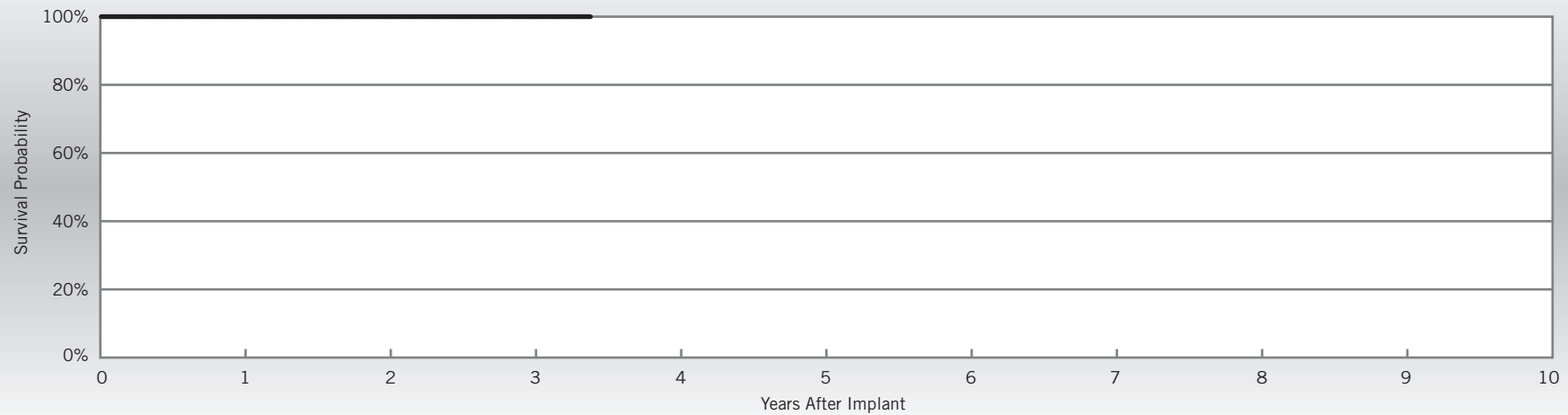
Zephyr™ XL SR

Model 5626

US Regulatory Approval	May 2007
Number of Devices Enrolled in Study	230
Active Devices Enrolled in Study	2
Cumulative Months of Follow-up	6,540
Estimated Longevity	15.8 Years

Qualifying Complications
None Reported

	Malfunctions w/ Compromised Therapy		Malfunctions w/o Compromised Therapy	
	Qty	Rate	Qty	Rate
Electrical Component	0	0.00%	0	0.00%
Electrical Interconnect	0	0.00%	0	0.00%
Battery	0	0.00%	0	0.00%
Software/Firmware	0	0.00%	0	0.00%
Mechanical	0	0.00%	0	0.00%
Possible Early Battery Depletion	0	0.00%	0	0.00%
Other	0	0.00%	0	0.00%
<b>Total</b>	<b>0</b>	<b>0.00%</b>	<b>0</b>	<b>0.00%</b>



Year	1	2	3	at 41 months					
Survival Probability	100.00%	100.00%	100.00%	100.00%					
± 1 standard error	0.00%	0.00%	0.00%	0.00%					
Sample Size	220	180	120	50					



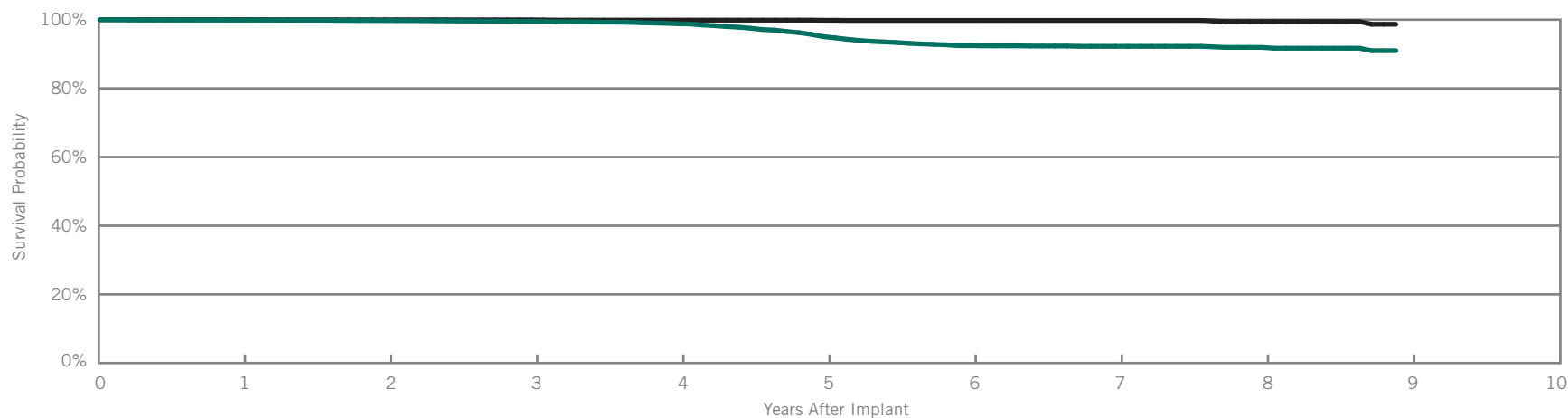
Zephyr™ SR

Model 5620

US Regulatory Approval	March 2007
Registered US Implants	17,223
Estimated Active US Implants	7,558
Estimated Longevity	8.8 Years
Normal Battery Depletion	188
Number of US Advisories	None

Customer Reported Performance Data

	Malfunctions w/ Compromised Therapy		Malfunctions w/o Compromised Therapy	
	Qty	Rate	Qty	Rate
Electrical Component	0	0.00%	4	0.02%
Electrical Interconnect	0	0.00%	0	0.00%
Battery	0	0.00%	0	0.00%
Software/Firmware	0	0.00%	2	0.01%
Mechanical	0	0.00%	0	0.00%
Possible Early Battery Depletion	0	0.00%	0	0.00%
Other	0	0.00%	6	0.03%
<b>Total</b>	<b>0</b>	<b>0.00%</b>	<b>12</b>	<b>0.07%</b>



Including Normal Battery Depletion

Year	1	2	3	4	5	6	7	8	at 107 months
Survival Probability	99.87%	99.75%	99.50%	98.82%	95.06%	92.45%	92.25%	91.94%	90.98%
± 1 standard error	0.03%	0.04%	0.07%	0.10%	0.24%	0.35%	0.35%	0.38%	0.65%
Sample Size	15,390	12,470	10,340	8,320	6,310	4,350	2,730	1,420	200

Excluding Normal Battery Depletion

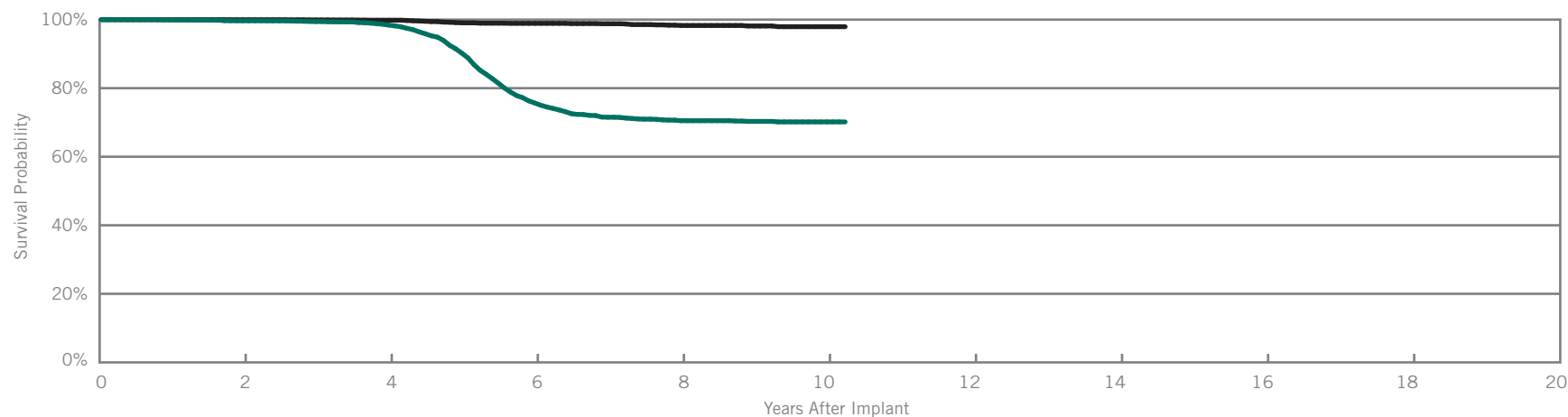
Year	1	2	3	4	5	6	7	8	at 107 months
Survival Probability	99.99%	99.96%	99.94%	99.86%	99.82%	99.78%	99.78%	99.45%	98.67%
± 1 standard error	0.01%	0.02%	0.02%	0.04%	0.04%	0.05%	0.05%	0.17%	0.57%

Victory™ SR  
Model 5610

Customer Reported Performance Data

US Regulatory Approval	December 2005
Registered US Implants	13,685
Estimated Active US Implants	2,374
Estimated Longevity	8.8 Years
Normal Battery Depletion	665
Number of US Advisories	None

	Malfunctions w/ Compromised Therapy		Malfunctions w/o Compromised Therapy	
	Qty	Rate	Qty	Rate
Electrical Component	0	0.00%	23	0.17%
Electrical Interconnect	0	0.00%	0	0.00%
Battery	0	0.00%	0	0.00%
Software/Firmware	0	0.00%	1	<0.01%
Mechanical	0	0.00%	0	0.00%
Possible Early Battery Depletion	0	0.00%	1	<0.01%
Other	1	<0.01%	13	0.09%
<b>Total</b>	<b>1</b>	<b>&lt;0.01%</b>	<b>38</b>	<b>0.28%</b>



Including Normal Battery Depletion

Year	2	4	6	8	10	at 123 months			
Survival Probability	99.66%	98.40%	75.66%	70.51%	70.16%	70.16%			
± 1 standard error	0.06%	0.13%	0.55%	0.60%	0.62%	0.62%			
Sample Size	10,130	7,270	4,840	2,560	750	200			

Excluding Normal Battery Depletion

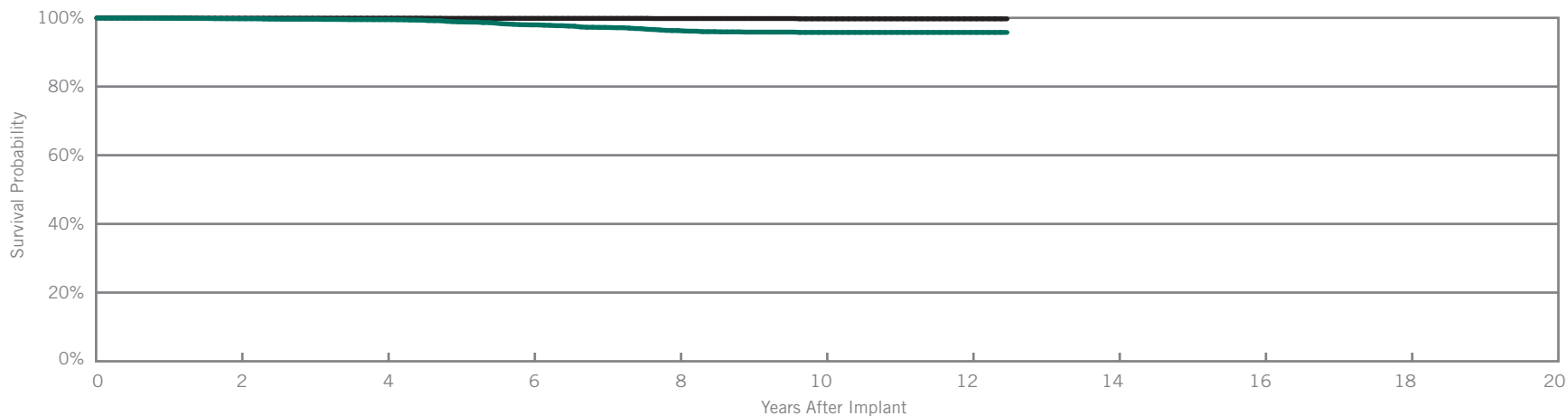
Year	2	4	6	8	10	at 123 months			
Survival Probability	99.96%	99.83%	98.92%	98.29%	97.94%	97.94%			
± 1 standard error	0.02%	0.05%	0.13%	0.19%	0.27%	0.27%			

Verity ADx™ XL SR Model 5156  
 Verity ADx™ XL SR M/S Model 5157M/S  
 Verity ADx™ XL SC Model 5056

Customer Reported Performance Data

US Regulatory Approval	May 2003
Registered US Implants	14,501
Estimated Active US Implants	3,752
Estimated Longevity	10.2 Years
Normal Battery Depletion	91
Number of US Advisories	None

	Malfunctions w/ Compromised Therapy		Malfunctions w/o Compromised Therapy	
	Qty	Rate	Qty	Rate
Electrical Component	1	<0.01%	4	0.03%
Electrical Interconnect	0	0.00%	0	0.00%
Battery	0	0.00%	0	0.00%
Software/Firmware	0	0.00%	1	<0.01%
Mechanical	0	0.00%	1	<0.01%
Possible Early Battery Depletion	0	0.00%	0	0.00%
Other	0	0.00%	3	0.02%
<b>Total</b>	<b>1</b>	<b>&lt;0.01%</b>	<b>9</b>	<b>0.06%</b>



Including Normal Battery Depletion

Year	2	4	6	8	10	12	at 150 months		
Survival Probability	99.73%	99.47%	97.95%	96.30%	95.76%	95.76%	95.76%		
± 1 standard error	0.05%	0.07%	0.17%	0.26%	0.29%	0.29%	0.29%		
Sample Size	10,880	7,800	5,570	4,030	2,270	690	220		

Excluding Normal Battery Depletion

Year	2	4	6	8	10	12	at 150 months		
Survival Probability	99.91%	99.91%	99.85%	99.80%	99.71%	99.71%	99.71%		
± 1 standard error	0.03%	0.03%	0.04%	0.05%	0.09%	0.09%	0.09%		

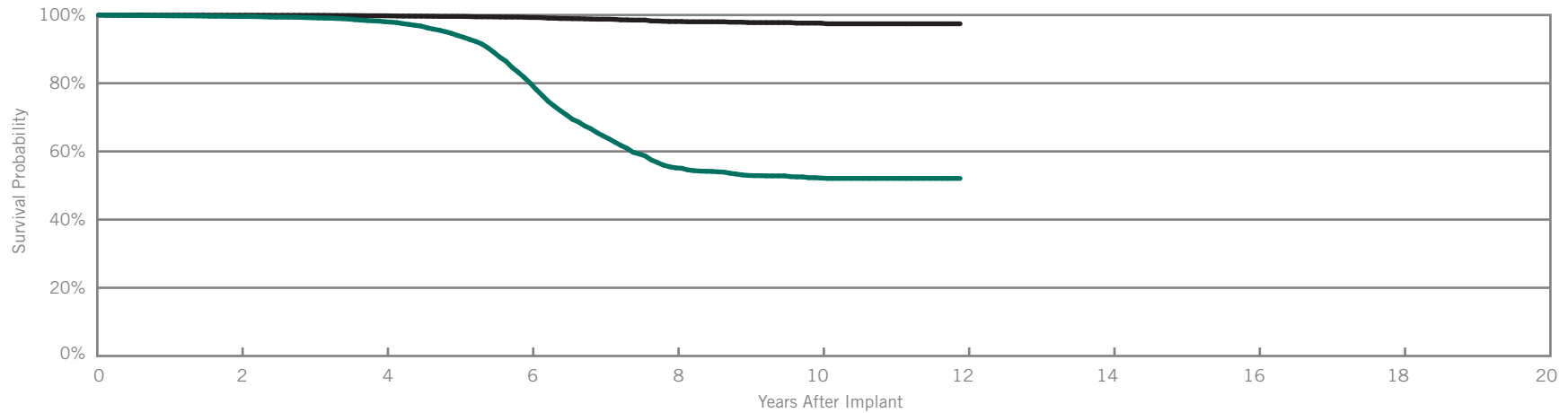
Identity ADx™ SR

Model 5180

US Regulatory Approval	May 2003
Registered US Implants	20,867
Estimated Active US Implants	2,258
Estimated Longevity	5.7 Years
Normal Battery Depletion	1,242
Number of US Advisories	None

Customer Reported Performance Data

	Malfunctions w/ Compromised Therapy		Malfunctions w/o Compromised Therapy	
	Qty	Rate	Qty	Rate
Electrical Component	0	0.00%	35	0.17%
Electrical Interconnect	0	0.00%	0	0.00%
Battery	0	0.00%	0	0.00%
Software/Firmware	0	0.00%	6	0.03%
Mechanical	0	0.00%	1	<0.01%
Possible Early Battery Depletion	0	0.00%	8	0.04%
Other	0	0.00%	8	0.04%
<b>Total</b>	<b>0</b>	<b>0.00%</b>	<b>58</b>	<b>0.28%</b>



Including Normal Battery Depletion

Year	2	4	6	8	10	at 143 months			
Survival Probability	99.57%	98.03%	80.01%	55.17%	52.19%	52.08%			
± 1 standard error	0.05%	0.12%	0.43%	0.63%	0.66%	0.67%			
Sample Size	15,440	10,920	6,780	3,080	1,330	200			

Excluding Normal Battery Depletion

Year	2	4	6	8	10	at 143 months			
Survival Probability	99.94%	99.79%	99.28%	98.10%	97.63%	97.43%			
± 1 standard error	0.02%	0.04%	0.08%	0.20%	0.26%	0.30%			

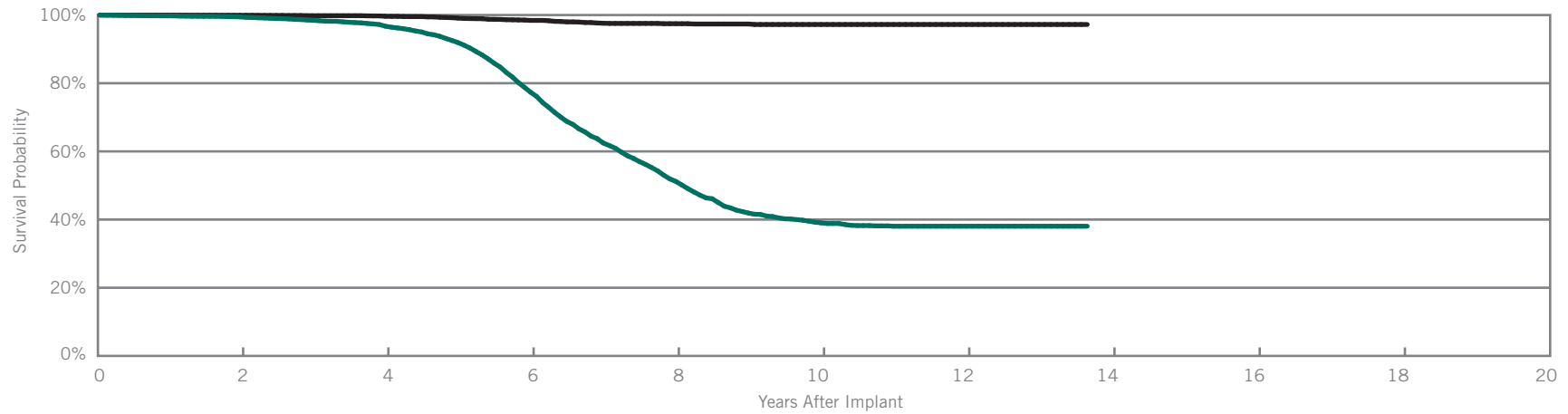
Identity™ SR

Model 5172

US Regulatory Approval	November 2001
Registered US Implants	21,884
Estimated Active US Implants	1,038
Estimated Longevity	7.8 Years
Normal Battery Depletion	1,471
Number of US Advisories (see pg. 318)	One

Customer Reported Performance Data

	Malfunctions w/ Compromised Therapy		Malfunctions w/o Compromised Therapy	
	Qty	Rate	Qty	Rate
Electrical Component	1	<0.01%	64	0.29%
Electrical Interconnect	0	0.00%	0	0.00%
Battery	0	0.00%	0	0.00%
Software/Firmware	0	0.00%	1	<0.01%
Mechanical	0	0.00%	0	0.00%
Possible Early Battery Depletion	0	0.00%	8	0.04%
Other	0	0.00%	5	0.02%
<b>Total</b>	<b>1</b>	<b>&lt;0.01%</b>	<b>78</b>	<b>0.36%</b>



Including Normal Battery Depletion

Year	2	4	6	8	10	12	at 164 months		
Survival Probability	99.45%	96.72%	77.35%	51.19%	39.03%	38.04%	38.04%		
± 1 standard error	0.05%	0.14%	0.45%	0.65%	0.71%	0.72%	0.72%		
Sample Size	16,210	11,380	6,570	2,750	1,230	630	200		

Excluding Normal Battery Depletion

Year	2	4	6	8	10	12	at 164 months		
Survival Probability	99.92%	99.63%	98.43%	97.46%	97.23%	97.23%	97.23%		
± 1 standard error	0.02%	0.04%	0.13%	0.21%	0.24%	0.24%	0.24%		

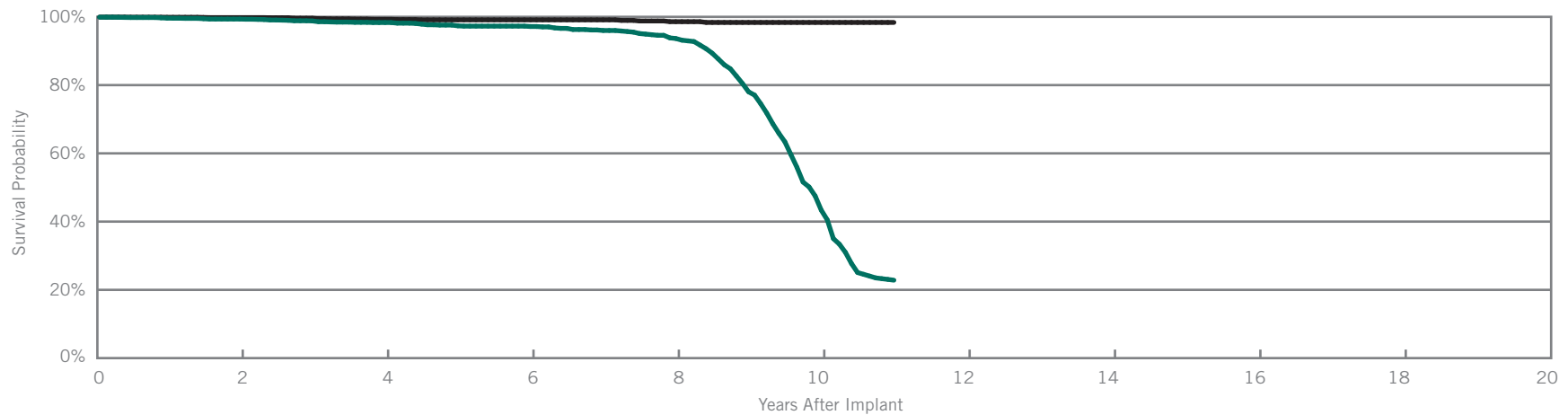
Microny™

Models 2425T, 2525T & 2535K

US Regulatory Approval	April 2001
Registered US Implants	7,703
Estimated Active US Implants	1,420
Estimated Longevity	7.5 Years
Normal Battery Depletion	308
Number of US Advisories	None

Customer Reported Performance Data

	Malfunctions w/ Compromised Therapy		Malfunctions w/o Compromised Therapy	
	Qty	Rate	Qty	Rate
Electrical Component	0	0.00%	1	0.01%
Electrical Interconnect	0	0.00%	0	0.00%
Battery	0	0.00%	0	0.00%
Software/Firmware	0	0.00%	0	0.00%
Mechanical	0	0.00%	0	0.00%
Possible Early Battery Depletion	0	0.00%	1	0.01%
Other	0	0.00%	0	0.00%
<b>Total</b>	<b>0</b>	<b>0.00%</b>	<b>2</b>	<b>0.03%</b>



Including Normal Battery Depletion

Year	2	4	6	8	10	at 132 months			
Survival Probability	99.35%	98.33%	97.17%	93.65%	43.37%	22.83%			
± 1 standard error	0.11%	0.20%	0.28%	0.58%	1.72%	1.41%			
Sample Size	4,950	3,200	1,950	1,130	510	210			

Excluding Normal Battery Depletion

Year	2	4	6	8	10	at 132 months			
Survival Probability	99.78%	99.27%	99.12%	98.59%	98.36%	98.36%			
± 1 standard error	0.06%	0.14%	0.15%	0.27%	0.31%	0.31%			

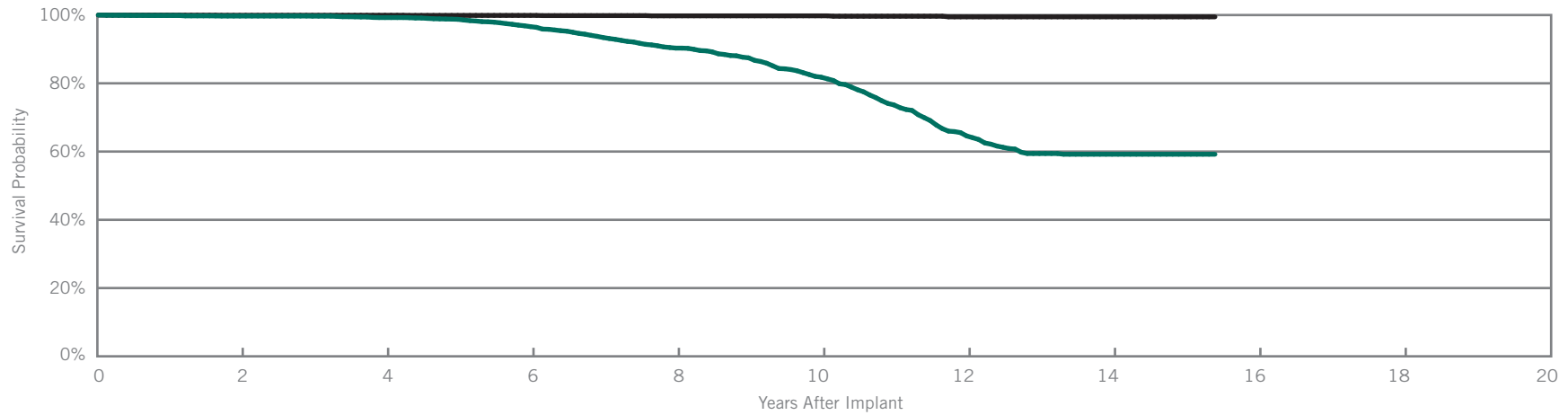
Integrity™ SR

Model 5142

US Regulatory Approval	April 2000
Registered US Implants	10,490
Estimated Active US Implants	637
Estimated Longevity	8.6 Years
Normal Battery Depletion	386
Number of US Advisories	None

Customer Reported Performance Data

	Malfunctions w/ Compromised Therapy		Malfunctions w/o Compromised Therapy	
	Qty	Rate	Qty	Rate
Electrical Component	0	0.00%	5	0.05%
Electrical Interconnect	0	0.00%	0	0.00%
Battery	0	0.00%	0	0.00%
Software/Firmware	0	0.00%	0	0.00%
Mechanical	0	0.00%	1	<0.01%
Possible Early Battery Depletion	0	0.00%	1	<0.01%
Other	1	<0.01%	0	0.00%
<b>Total</b>	<b>1</b>	<b>&lt;0.01%</b>	<b>7</b>	<b>0.07%</b>



Including Normal Battery Depletion

Year	2	4	6	8	10	12	14	at 185 months		
Survival Probability	99.71%	99.26%	96.60%	90.31%	81.79%	64.58%	59.21%	59.21%		
± 1 standard error	0.06%	0.10%	0.25%	0.48%	0.71%	1.02%	1.12%	1.12%		
Sample Size	8,050	5,860	4,200	2,900	1,940	1,190	560	200		

Excluding Normal Battery Depletion

Year	2	4	6	8	10	12	14	at 185 months		
Survival Probability	99.93%	99.93%	99.89%	99.77%	99.77%	99.47%	99.47%	99.47%		
± 1 standard error	0.03%	0.03%	0.04%	0.07%	0.07%	0.17%	0.17%	0.17%		

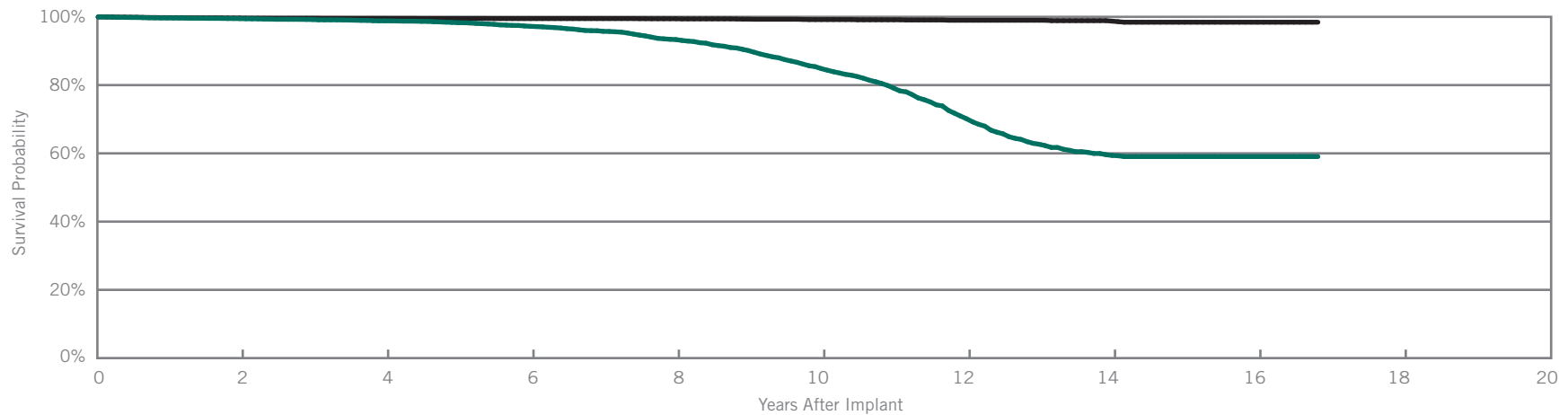
Affinity™ SR

Models 5130 & 5131

US Regulatory Approval	(5130) January 1999 (5131) June 1999
Registered US Implants	28,799
Estimated Active US Implants	1,314
Estimated Longevity	8.6 Years
Normal Battery Depletion	792
Number of US Advisories (see pg. 321)	One

Customer Reported Performance Data

	Malfunctions w/ Compromised Therapy		Malfunctions w/o Compromised Therapy	
	Qty	Rate	Qty	Rate
Electrical Component	0	0.00%	46	0.16%
Electrical Interconnect	3	0.01%	2	<0.01%
Battery	0	0.00%	3	0.01%
Software/Firmware	0	0.00%	0	0.00%
Mechanical	0	0.00%	1	<0.01%
Possible Early Battery Depletion	0	0.00%	0	0.00%
Other	1	<0.01%	7	0.02%
<b>Total</b>	<b>4</b>	<b>0.01%</b>	<b>59</b>	<b>0.20%</b>



Including Normal Battery Depletion

Year	2	4	6	8	10	12	14	16	at 202 months
Survival Probability	99.47%	98.83%	97.22%	93.35%	84.83%	70.13%	59.38%	59.05%	59.05%
± 1 standard error	0.05%	0.08%	0.14%	0.25%	0.43%	0.66%	0.78%	0.79%	0.79%
Sample Size	21,440	15,220	10,650	7,150	4,550	2,860	1,580	690	220

Excluding Normal Battery Depletion

Year	2	4	6	8	10	12	14	16	at 202 months
Survival Probability	99.64%	99.54%	99.49%	99.44%	99.20%	99.00%	98.74%	98.43%	98.43%
± 1 standard error	0.04%	0.05%	0.05%	0.06%	0.09%	0.12%	0.14%	0.24%	0.24%



# SUMMARY INFORMATION

Single-Chamber Pacemakers

## Survival Summary

## Including Normal Battery Depletion

Models	Family	Survival Probability									
		1 year	2 year	3 year	4 year	5 year	6 year	7 year	8 year	9 year	10 year
PM1160	Endurity™ SR	99.81%	99.81%								
PM1240	Assurity™ SR	99.97%	99.94%								
PM1110	Accent™ SR	99.92%	99.87%	99.84%	99.78%	99.78%	99.65%				
PM1210	Accent™ SR RF	99.89%	99.81%	99.78%	99.76%	99.64%	99.60%	99.52%			
5626	Zephyr™ XL SR	99.92%	99.83%	99.73%	99.64%	99.47%	99.34%	99.31%	99.28%	99.19%	
5620	Zephyr™ SR	99.87%	99.75%	99.50%	98.82%	95.06%	92.45%	92.25%	91.94%		
5610	Victory™ SR	99.92%	99.66%	99.44%	98.40%	90.23%	75.66%	71.52%	70.51%	70.31%	70.16%
5156/5157/5056	Verity ADx™ XL SR/SR(M/S) / SC	99.87%	99.73%	99.60%	99.47%	98.83%	97.95%	97.22%	96.30%	95.85%	95.76%
5180	Identity ADx™ SR	99.79%	99.57%	99.21%	98.03%	94.00%	80.01%	64.58%	55.17%	52.95%	52.19%
5172	Identity™ SR	99.76%	99.45%	98.46%	96.72%	91.92%	77.35%	62.46%	51.19%	41.91%	39.03%
2425T/2525T/2535T	Microny™	99.62%	99.35%	98.80%	98.33%	97.37%	97.17%	96.00%	93.65%	78.04%	43.37%
5142	Integrity™ SR	99.86%	99.71%	99.68%	99.26%	98.75%	96.60%	93.41%	90.31%	87.46%	81.79%
5130/5131	Affinity™ SR	99.69%	99.47%	99.21%	98.83%	98.29%	97.22%	95.75%	93.35%	90.10%	84.83%

## Survival Summary

## Excluding Normal Battery Depletion

Models	Family	Survival Probability									
		1 year	2 year	3 year	4 year	5 year	6 year	7 year	8 year	9 year	10 year
PM1160	Endurity™ SR	99.81%	99.81%								
PM1240	Assurity™ SR	99.97%	99.94%								
PM1110	Accent™ SR	99.96%	99.94%	99.91%	99.91%	99.91%	99.91%				
PM1210	Accent™ SR RF	99.93%	99.87%	99.84%	99.83%	99.78%	99.78%	99.78%			
5626	Zephyr™ XL SR	99.95%	99.93%	99.93%	99.88%	99.83%	99.83%	99.80%	99.80%	99.71%	
5620	Zephyr™ SR	99.99%	99.96%	99.94%	99.86%	99.82%	99.78%	99.78%	99.45%		
5610	Victory™ SR	99.98%	99.96%	99.91%	99.83%	99.06%	98.92%	98.80%	98.29%	98.14%	97.94%
5156/5157/5056	Verity ADx™ XL SR/SR(M/S) / SC	99.97%	99.91%	99.91%	99.91%	99.85%	99.85%	99.85%	99.80%	99.80%	99.71%
5180	Identity ADx™ SR	99.96%	99.94%	99.91%	99.79%	99.60%	99.28%	98.78%	98.10%	97.79%	97.63%
5172	Identity™ SR	99.97%	99.92%	99.81%	99.63%	99.10%	98.43%	97.60%	97.46%	97.37%	97.23%
2425T/2525T/2535T	Microny™	99.87%	99.78%	99.60%	99.27%	99.12%	99.12%	99.12%	98.59%	98.36%	98.36%
5142	Integrity™ SR	99.98%	99.93%	99.93%	99.93%	99.89%	99.89%	99.84%	99.77%	99.77%	99.77%
5130/5131	Affinity™ SR	99.78%	99.64%	99.58%	99.54%	99.51%	99.49%	99.49%	99.44%	99.33%	99.20%

U.S. Malfunction Summary

Models	Family	Registered US Implants	Percent Returned for Analysis	U.S. Malfunctions w/ Compromised Therapy															
				Electrical Component		Electrical Interconnect		Battery		Software/Firmware		Mechanical		Possible Early Battery Depletion		Other		Total	
				Qty.	Rate	Qty.	Rate	Qty.	Rate	Qty.	Rate	Qty.	Rate	Qty.	Rate	Qty.	Rate	Qty.	Rate
PM1160	Endurity™ SR	2,301	0.60%	0	0.00%	0	0.00%	0	0.00%	0	0.00%	0	0.00%	0	0.00%	0	0.00%	0	0.00%
PM1240	Assurity™ SR	21,438	0.10%	0	0.00%	0	0.00%	0	0.00%	0	0.00%	0	0.00%	0	0.00%	0	0.00%	0	0.00%
PM1110	Accent™ SR	13,588	3.60%	0	0.00%	0	0.00%	0	0.00%	0	0.00%	0	0.00%	0	0.00%	0	0.00%	0	0.00%
PM1210	Accent™ SR RF	39,812	3.60%	2	<0.01%	1	<0.01%	0	0.00%	0	0.00%	0	0.00%	2	<0.01%	0	0.00%	5	0.01%
5626	Zephyr™ XL SR	20,639	5.40%	0	0.00%	1	<0.01%	0	0.00%	0	0.00%	0	0.00%	0	0.00%	1	<0.01%	2	<0.01%
5620	Zephyr™ SR	17,223	5.70%	0	0.00%	0	0.00%	0	0.00%	0	0.00%	0	0.00%	0	0.00%	0	0.00%	0	0.00%
5610	Victory™ SR	13,685	12.70%	0	0.00%	0	0.00%	0	0.00%	0	0.00%	0	0.00%	0	0.00%	1	<0.01%	1	<0.01%
5156/5157/5056	Verity ADx™ XL SR/SR(M/S) / SC	14,501	5.80%	1	<0.01%	0	0.00%	0	0.00%	0	0.00%	0	0.00%	0	0.00%	0	0.00%	1	<0.01%
5180	Identity ADx™ SR	20,867	11.70%	0	0.00%	0	0.00%	0	0.00%	0	0.00%	0	0.00%	0	0.00%	0	0.00%	0	0.00%
5172	Identity™ SR	21,884	11.30%	1	<0.01%	0	0.00%	0	0.00%	0	0.00%	0	0.00%	0	0.00%	0	0.00%	1	<0.01%
2425T/2525T/2535T	Microny™	7,703	6.50%	0	0.00%	0	0.00%	0	0.00%	0	0.00%	0	0.00%	0	0.00%	0	0.00%	0	0.00%
5142	Integrity™ SR	10,490	8.60%	0	0.00%	0	0.00%	0	0.00%	0	0.00%	0	0.00%	0	0.00%	1	<0.01%	1	<0.01%
5130/5131	Affinity™ SR	28,799	7.00%	0	0.00%	3	0.01%	0	0.00%	0	0.00%	0	0.00%	0	0.00%	1	<0.01%	4	0.01%

Models	Family	Registered US Implants	Percent Returned for Analysis	U.S. Malfunctions w/o Compromised Therapy															
				Electrical Component		Electrical Interconnect		Battery		Software/Firmware		Mechanical		Possible Early Battery Depletion		Other		Total	
				Qty.	Rate	Qty.	Rate	Qty.	Rate	Qty.	Rate	Qty.	Rate	Qty.	Rate	Qty.	Rate	Qty.	Rate
PM1160	Endurity™ SR	2,301	0.60%	0	0.00%	0	0.00%	0	0.00%	0	0.00%	1	0.04%	0	0.00%	1	0.04%	2	0.09%
PM1240	Assurity™ SR	21,438	0.10%	2	<0.01%	0	0.00%	0	0.00%	0	0.00%	2	<0.01%	0	0.00%	0	0.00%	4	0.02%
PM1110	Accent™ SR	13,588	3.60%	2	0.01%	0	0.00%	0	0.00%	1	<0.01%	0	0.00%	1	<0.01%	0	0.00%	4	0.03%
PM1210	Accent™ SR RF	39,812	3.60%	7	0.02%	3	<0.01%	1	<0.01%	0	0.00%	3	<0.01%	2	<0.01%	7	0.02%	23	0.06%
5626	Zephyr™ XL SR	20,639	5.40%	4	0.02%	0	0.00%	0	0.00%	0	0.00%	0	0.00%	0	0.00%	7	0.03%	11	0.05%
5620	Zephyr™ SR	17,223	5.70%	4	0.02%	0	0.00%	0	0.00%	2	0.01%	0	0.00%	0	0.00%	6	0.03%	12	0.07%
5610	Victory™ SR	13,685	12.70%	23	0.17%	0	0.00%	0	0.00%	1	<0.01%	0	0.00%	1	<0.01%	13	0.09%	38	0.28%
5156/5157/5056	Verity ADx™ XL SR/SR(M/S) / SC	14,501	5.80%	4	0.03%	0	0.00%	0	0.00%	1	<0.01%	1	<0.01%	0	0.00%	3	0.02%	9	0.06%
5180	Identity ADx™ SR	20,867	11.70%	35	0.17%	0	0.00%	0	0.00%	6	0.03%	1	<0.01%	8	0.04%	8	0.04%	58	0.28%
5172	Identity™ SR	21,884	11.30%	64	0.29%	0	0.00%	0	0.00%	1	<0.01%	0	0.00%	8	0.04%	5	0.02%	78	0.36%
2425T/2525T/2535T	Microny™	7,703	6.50%	1	0.01%	0	0.00%	0	0.00%	0	0.00%	0	0.00%	1	0.01%	0	0.00%	2	0.03%
5142	Integrity™ SR	10,490	8.60%	5	0.05%	0	0.00%	0	0.00%	0	0.00%	1	<0.01%	1	<0.01%	0	0.00%	7	0.07%
5130/5131	Affinity™ SR	28,799	7.00%	46	0.16%	2	<0.01%	3	0.01%	0	0.00%	1	<0.01%	0	0.00%	7	0.02%	59	0.20%

Definitions of malfunction categories can be found on pages 6-7.

Worldwide Malfunction Summary

Models	Family	Worldwide Sales	Percent Returned for Analysis	Worldwide Malfunctions w/ Compromised Therapy															
				Electrical Component		Electrical Interconnect		Battery		Software/Firmware		Mechanical		Possible Early Battery Depletion		Other		Total	
				Qty.	Rate	Qty.	Rate	Qty.	Rate	Qty.	Rate	Qty.	Rate	Qty.	Rate	Qty.	Rate	Qty.	Rate
PM1160	Endurity™ SR	22,555	0.39%	0	0.00%	0	0.00%	0	0.00%	0	0.00%	0	0.00%	0	0.00%	0	0.00%	0	0.00%
PM1240	Assurity™ SR RF	24,521	1.49%	0	0.00%	0	0.00%	0	0.00%	0	0.00%	0	0.00%	0	0.00%	0	0.00%	0	0.00%
PM1110	Accent™ SR	53,198	1.62%	0	0.00%	0	0.00%	0	0.00%	0	0.00%	0	0.00%	0	0.00%	0	0.00%	0	0.00%
PM1210	Accent™ SR RF	47,844	4.30%	4	<0.01%	1	<0.01%	0	0.00%	0	0.00%	0	0.00%	2	<0.01%	0	0.00%	7	0.01%

Models	Family	Worldwide Sales	Percent Returned for Analysis	Worldwide Malfunctions w/o Compromised Therapy															
				Electrical Component		Electrical Interconnect		Battery		Software/Firmware		Mechanical		Possible Early Battery Depletion		Other		Total	
				Qty.	Rate	Qty.	Rate	Qty.	Rate	Qty.	Rate	Qty.	Rate	Qty.	Rate	Qty.	Rate	Qty.	Rate
PM1160	Endurity™ SR	22,555	0.39%	0	0.00%	0	0.00%	0	0.00%	0	0.00%	2	<0.01%	0	0.00%	1	<0.01%	3	0.01%
PM1240	Assurity™ SR RF	24,521	1.49%	2	<0.01%	0	0.00%	0	0.00%	0	0.00%	3	0.01%	0	0.00%	0	0.00%	5	0.02%
PM1110	Accent™ SR	53,198	1.62%	3	<0.01%	0	0.00%	0	0.00%	2	<0.01%	0	0.00%	1	<0.01%	2	<0.01%	8	0.02%
PM1210	Accent™ SR RF	47,844	4.30%	10	0.02%	3	<0.01%	1	<0.01%	0	0.00%	3	<0.01%	2	<0.01%	8	0.02%	27	0.06%

Definitions of malfunction categories can be found on pages 6-7.

## Actively Monitored Study Data Summary

## Qualifying Complications

Models	Number of Devices Enrolled	Active Devices Enrolled	Cumulative Months of Follow-Up	Loss Telemetry		Pericardial Effusion		Premature Battery Depletion		Skin Erosion		Total	
				Qty.	Rate	Qty.	Rate	Qty.	Rate	Qty.	Rate	Qty.	Rate
PM1210	236	30	5,493	0	0.00%	0	0.00%	0	0.00%	0	0.00%	0	0.00%
5626	230	2	6,540	0	0.00%	0	0.00%	0	0.00%	0	0.00%	0	0.00%

## Malfunctions

Models	Number of Devices Enrolled	Percent Returned for Analysis	Malfunctions w/ Compromised Therapy															
			Electrical Component		Electrical Interconnect		Battery		Software/Firmware		Mechanical		Possible Early Battery Depletion		Other		Total	
			Qty.	Rate	Qty.	Rate	Qty.	Rate	Qty.	Rate	Qty.	Rate	Qty.	Rate	Qty.	Rate	Qty.	Rate
PM1210	236	3.40%	0	0.00%	0	0.00%	0	0.00%	0	0.00%	0	0.00%	0	0.00%	0	0.00%	0	0.00%
5626	230	3.90%	0	0.00%	0	0.00%	0	0.00%	0	0.00%	0	0.00%	0	0.00%	0	0.00%	0	0.00%

Models	Number of Devices Enrolled	Percent Returned for Analysis	Malfunctions w/o Compromised Therapy															
			Electrical Component		Electrical Interconnect		Battery		Software/Firmware		Mechanical		Possible Early Battery Depletion		Other		Total	
			Qty.	Rate	Qty.	Rate	Qty.	Rate	Qty.	Rate	Qty.	Rate	Qty.	Rate	Qty.	Rate	Qty.	Rate
PM1210	236	3.40%	0	0.00%	0	0.00%	0	0.00%	0	0.00%	0	0.00%	0	0.00%	0	0.00%	0	0.00%
5626	230	3.90%	0	0.00%	0	0.00%	0	0.00%	0	0.00%	0	0.00%	0	0.00%	0	0.00%	0	0.00%

A list of complications can be found on [page 15](#).

Definitions of malfunction categories can be found on [pages 6-7](#).

# PACING LEADS

### Customer Reported Performance Data

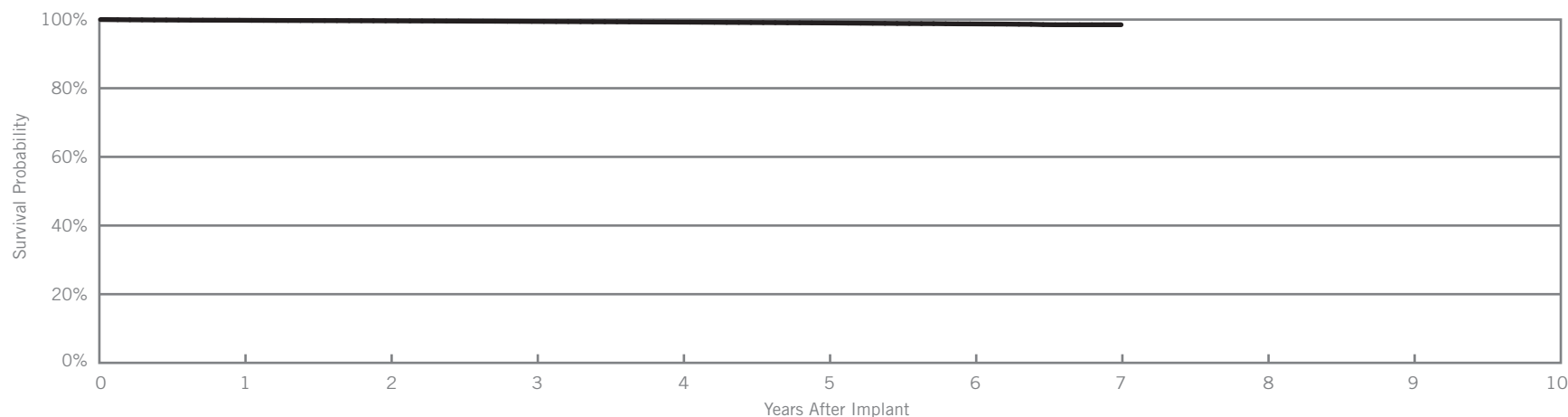
Tendril™ STS

Model 2088TC

US Regulatory Approval	May 2009
Registered US Implants	522,267
Estimated Active US Implants	362,532
Insulation	Optim™*
Type and/or Fixation	Active
Polarity	Bipolar
Steroid	Yes
Number of US Advisories	None

	Acute Observations (Post Implant, ≤30 days)		Chronic Complications (>30 days)	
	Qty.	Rate	Qty.	Rate
Cardiac Perforation	80	0.02%	42	<0.01%
Conductor Fracture	6	<0.01%	142	0.03%
Lead Dislodgement	501	0.10%	625	0.12%
Failure to Capture	132	0.03%	463	0.09%
Oversensing	39	<0.01%	1277	0.24%
Failure to Sense	18	<0.01%	79	0.02%
Insulation Breach	11	<0.01%	135	0.03%
Abnormal Pacing Impedance	28	<0.01%	103	0.02%
Extracardiac Stimulation	3	<0.01%	22	<0.01%
Other	94	0.02%	103	0.02%
<b>Total</b>	<b>912</b>	<b>0.17%</b>	<b>2991</b>	<b>0.57%</b>
<b>Total Returned for Analysis</b>	<b>403</b>		<b>1076</b>	

Lead Malfunctions	Qty.	Rate
Conductor Fracture	33	<0.01%
Insulation Breach	432	0.08%
Crimps, Welds & Bonds	0	0.00%
Other	26	<0.01%
Extrinsic Factors	792	0.15%
<b>Total</b>	<b>1283</b>	<b>0.25%</b>



Year	1	2	3	4	5	6	7			
Survival Probability	99.79%	99.63%	99.46%	99.25%	99.02%	98.74%	98.49%			
± 1 standard error	0.01%	0.01%	0.01%	0.02%	0.02%	0.04%	0.06%			
Sample Size	445,160	317,680	226,230	151,270	89,880	41,430	330			

\*Optim™ lead insulation is a copolymer of silicone and polyurethane.



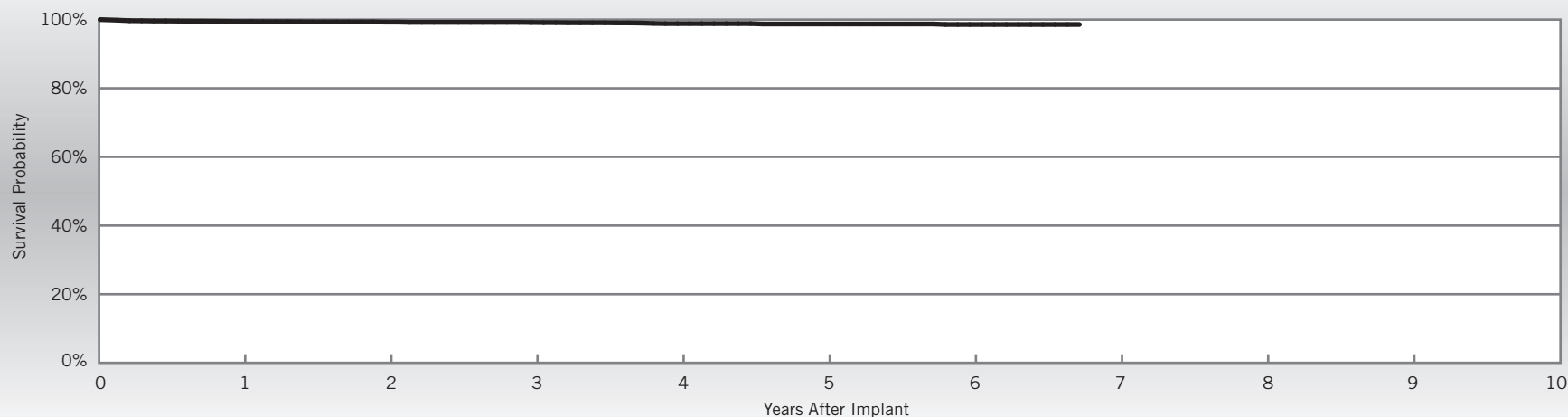
Tendril™ STS  
Model 2088TC

Actively Monitored Study Data

US Regulatory Approval	May 2009
Number of Devices Enrolled in Study	3,816
Active Devices Enrolled in Study	1,995
Cumulative Months of Follow-up	174,152
Insulation	Optim™*
Type and/or Fixation	Active
Polarity	Bipolar
Steroid	Yes

Qualifying Complications	Qty	Rate
Abnormal Pacing Impedance	1	0.03%
Cardiac Perforation	1	0.03%
Conductor Fracture	2	0.05%
Extracardiac Stimulation	1	0.03%
Failure to Capture	4	0.10%
Failure to Sense	1	0.03%
Insulation Breach	6	0.16%
Lead Dislodgement	14	0.37%
Oversensing	8	0.21%
Pericardial Effusion	1	0.03%

Malfunctions	Qty	Rate
Conductor Fracture	1	0.03%
Insulation Breach	12	0.31%
Crimps, Welds & Bonds	0	0.00%
Other	0	0.00%
Extrinsic Factors	11	0.29%
<b>Total</b>	<b>24</b>	<b>0.63%</b>



Year	1	2	3	4	5	6	at 81 months			
Survival Probability	99.43%	99.27%	99.16%	98.84%	98.72%	98.58%	98.58%			
± 1 standard error	0.12%	0.14%	0.15%	0.20%	0.21%	0.25%	0.25%			
Sample Size	3,620	3,200	2,760	2,220	1,710	1,020	80			

\*Optim™ lead insulation is a copolymer of silicone and polyurethane.

### Customer Reported Performance Data

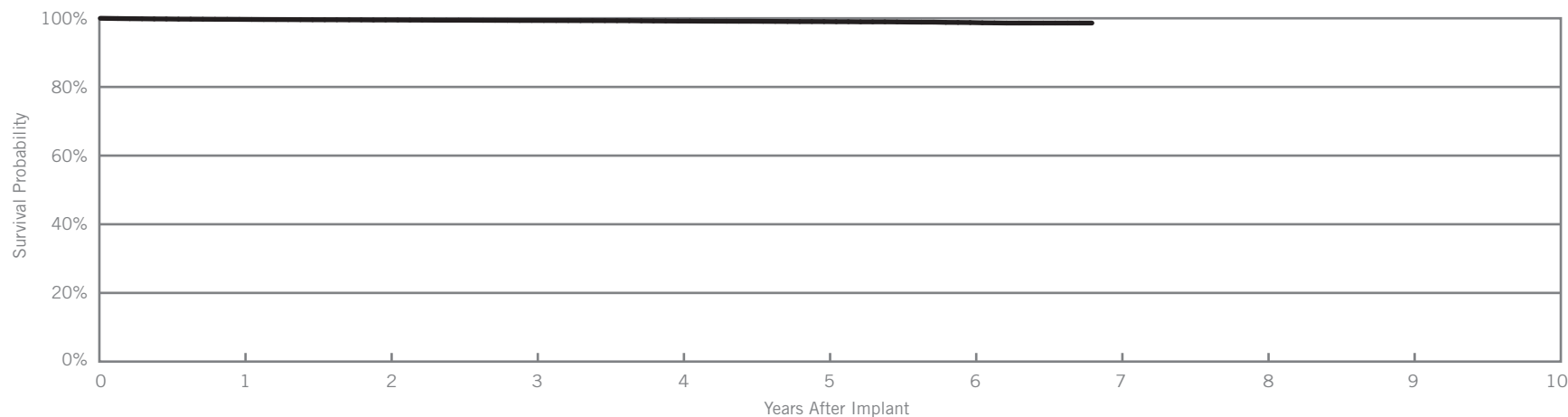
OptiSense™

Model 1999

US Regulatory Approval	May 2007
Registered US Implants	45,080
Estimated Active US Implants	30,123
Insulation	Optim™*
Type and/or Fixation	Active
Polarity	Bipolar
Steroid	Yes
Number of US Advisories	None

	Acute Observations (Post Implant, ≤30 days)		Chronic Complications (>30 days)	
	Qty.	Rate	Qty.	Rate
Cardiac Perforation	4	<0.01%	0	0.00%
Conductor Fracture	0	0.00%	5	0.01%
Lead Dislodgement	60	0.13%	132	0.29%
Failure to Capture	8	0.02%	40	0.09%
Oversensing	5	0.01%	103	0.23%
Failure to Sense	3	<0.01%	19	0.04%
Insulation Breach	1	<0.01%	23	0.05%
Abnormal Pacing Impedance	0	0.00%	8	0.02%
Extracardiac Stimulation	0	0.00%	0	0.00%
Other	11	0.02%	13	0.03%
<b>Total</b>	<b>92</b>	<b>0.20%</b>	<b>343</b>	<b>0.76%</b>
<b>Total Returned for Analysis</b>	<b>50</b>		<b>144</b>	

Lead Malfunctions	Qty.	Rate
Conductor Fracture	5	0.01%
Insulation Breach	30	0.07%
Crimps, Welds & Bonds	0	0.00%
Other	6	0.01%
Extrinsic Factors	125	0.28%
<b>Total</b>	<b>166</b>	<b>0.37%</b>



Year	1	2	3	4	5	6	at 82 months			
Survival Probability	99.68%	99.51%	99.37%	99.19%	99.04%	98.76%	98.62%			
± 1 standard error	0.03%	0.04%	0.04%	0.05%	0.07%	0.10%	0.12%			
Sample Size	40,220	31,260	23,500	16,730	10,880	5,710	340			

\*Optim™ lead insulation is a copolymer of silicone and polyurethane.

Actively Monitored Study Data

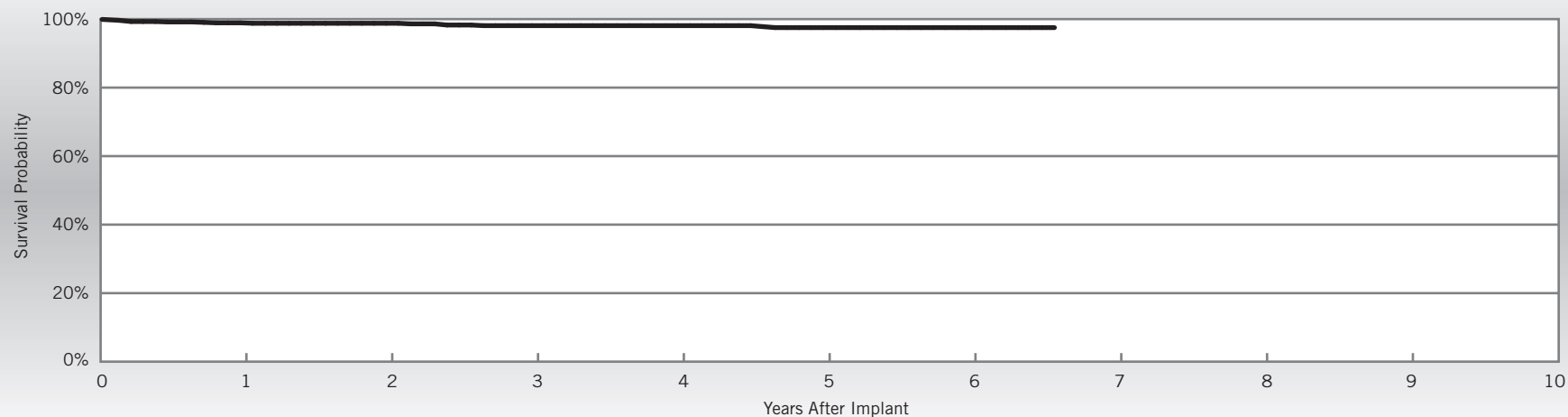
OptiSense™

Model 1999

US Regulatory Approval	May 2007
Number of Devices Enrolled in Study	863
Active Devices Enrolled in Study	450
Cumulative Months of Follow-up	37,033
Insulation	Optim™*
Type and/or Fixation	Active
Polarity	Bipolar
Steroid	Yes

Qualifying Complications	Qty	Rate
Abnormal Pacing Impedance	1	0.12%
Conductor Fracture	1	0.12%
Failure to Sense	2	0.23%
Insulation Breach	1	0.12%
Lead Dislodgement	10	1.16%
Oversensing	1	0.12%

Malfunctions	Qty	Rate
Conductor Fracture	0	0.00%
Insulation Breach	3	0.35%
Crimps, Welds & Bonds	0	0.00%
Other	0	0.00%
Extrinsic Factors	8	0.93%
<b>Total</b>	<b>11</b>	<b>1.27%</b>



Year	1	2	3	4	5	6	at 79 months			
Survival Probability	98.91%	98.78%	98.09%	98.09%	97.52%	97.52%	97.52%			
± 1 standard error	0.36%	0.39%	0.51%	0.51%	0.65%	0.65%	0.65%			
Sample Size	800	680	570	460	360	210	50			

\*Optim™ lead insulation is a copolymer of silicone and polyurethane.

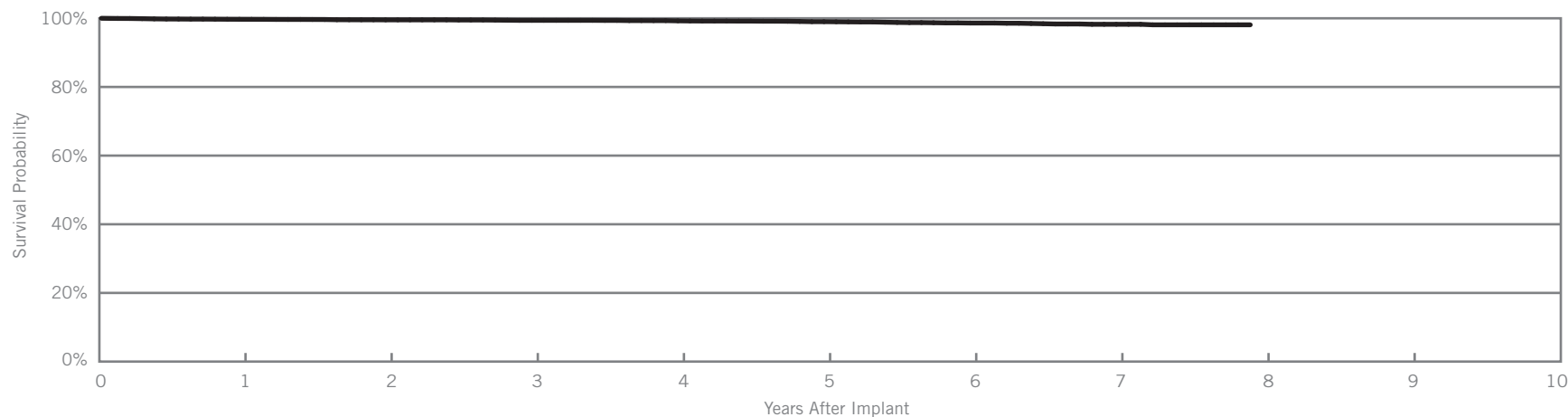
IsoFlex™ Optim™  
Model 1944

Customer Reported Performance Data

US Regulatory Approval	March 2008
Registered US Implants	15,549
Estimated Active US Implants	9,572
Insulation	Optim™*
Type and/or Fixation	Passive
Polarity	Bipolar
Steroid	Yes
Number of US Advisories	None

	Acute Observations (Post Implant, ≤30 days)		Chronic Complications (>30 days)	
	Qty.	Rate	Qty.	Rate
Cardiac Perforation	0	0.00%	1	<0.01%
Conductor Fracture	0	0.00%	5	0.03%
Lead Dislodgement	63	0.41%	40	0.26%
Failure to Capture	7	0.05%	22	0.14%
Oversensing	0	0.00%	36	0.23%
Failure to Sense	2	0.01%	5	0.03%
Insulation Breach	0	0.00%	5	0.03%
Abnormal Pacing Impedance	0	0.00%	1	<0.01%
Extracardiac Stimulation	2	0.01%	1	<0.01%
Other	1	<0.01%	2	0.01%
<b>Total</b>	<b>75</b>	<b>0.48%</b>	<b>118</b>	<b>0.76%</b>
<b>Total Returned for Analysis</b>	<b>42</b>		<b>22</b>	

Lead Malfunctions	Qty.	Rate
Conductor Fracture	0	0.00%
Insulation Breach	7	0.05%
Crimps, Welds & Bonds	0	0.00%
Other	1	<0.01%
Extrinsic Factors	19	0.12%
<b>Total</b>	<b>27</b>	<b>0.17%</b>



Year	1	2	3	4	5	6	7	at 95 months		
Survival Probability	99.71%	99.54%	99.40%	99.26%	99.02%	98.62%	98.25%	98.10%		
± 1 standard error	0.04%	0.06%	0.07%	0.08%	0.12%	0.16%	0.24%	0.28%		
Sample Size	13,780	10,790	8,380	6,190	4,290	2,690	1,410	220		

\*Optim™ lead insulation is a copolymer of silicone and polyurethane.

Actively Monitored Study Data

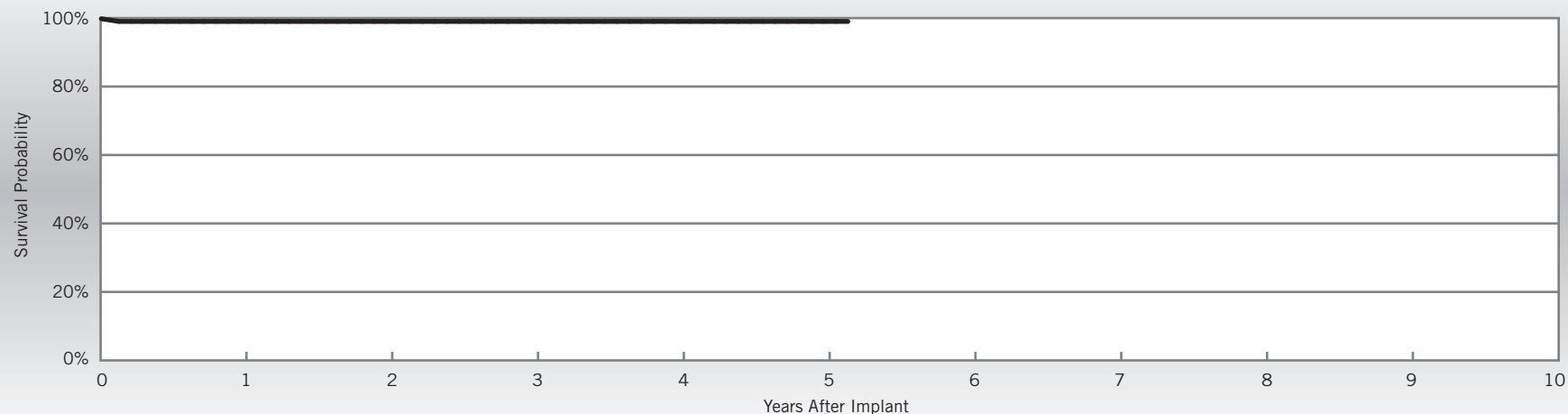
IsoFlex™ Optim™

Model 1944

US Regulatory Approval	March 2008
Number of Devices Enrolled in Study	104
Active Devices Enrolled in Study	31
Cumulative Months of Follow-up	5,370
Insulation	Optim™*
Type and/or Fixation	Passive
Polarity	Bipolar
Steroid	Yes

Qualifying Complications	Qty	Rate
Lead Dislodgement	1	0.96%

Malfunctions	Qty	Rate
Conductor Fracture	0	0.00%
Insulation Breach	0	0.00%
Crimps, Welds & Bonds	0	0.00%
Other	0	0.00%
Extrinsic Factors	0	0.00%
<b>Total</b>	<b>0</b>	<b>0.00%</b>



Year	1	2	3	4	5	at 62 months				
Survival Probability	99.02%	99.02%	99.02%	99.02%	99.02%	99.02%				
± 1 standard error	0.97%	0.97%	0.97%	0.97%	0.97%	0.97%				
Sample Size	100	80	70	60	60	50				

\*Optim™ lead insulation is a copolymer of silicone and polyurethane.

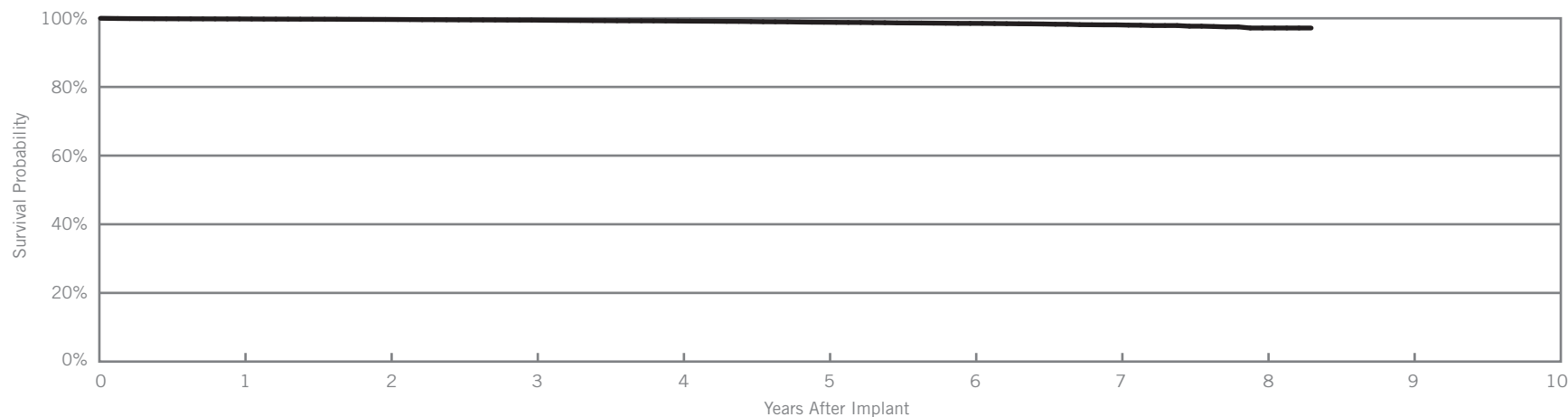
IsoFlex™ Optim™  
Model 1948

Customer Reported Performance Data

US Regulatory Approval	March 2008
Registered US Implants	59,463
Estimated Active US Implants	37,291
Insulation	Optim™*
Type and/or Fixation	Passive
Polarity	Bipolar
Steroid	Yes
Number of US Advisories	None

	Acute Observations (Post Implant, ≤30 days)		Chronic Complications (>30 days)	
	Qty.	Rate	Qty.	Rate
Cardiac Perforation	3	<0.01%	9	0.02%
Conductor Fracture	0	0.00%	51	0.09%
Lead Dislodgement	44	0.07%	55	0.09%
Failure to Capture	25	0.04%	104	0.17%
Oversensing	1	<0.01%	138	0.23%
Failure to Sense	2	<0.01%	2	<0.01%
Insulation Breach	4	<0.01%	37	0.06%
Abnormal Pacing Impedance	1	<0.01%	27	0.05%
Extracardiac Stimulation	2	<0.01%	5	<0.01%
Other	5	<0.01%	8	0.01%
<b>Total</b>	<b>87</b>	<b>0.15%</b>	<b>436</b>	<b>0.73%</b>
<b>Total Returned for Analysis</b>	<b>47</b>		<b>88</b>	

Lead Malfunctions	Qty.	Rate
Conductor Fracture	10	0.02%
Insulation Breach	52	0.09%
Crimps, Welds & Bonds	0	0.00%
Other	1	<0.01%
Extrinsic Factors	60	0.10%
<b>Total</b>	<b>123</b>	<b>0.21%</b>



Year	1	2	3	4	5	6	7	8	at 100 months
Survival Probability	99.81%	99.66%	99.47%	99.20%	98.84%	98.52%	98.09%	97.17%	97.17%
± 1 standard error	0.02%	0.03%	0.04%	0.05%	0.07%	0.09%	0.14%	0.33%	0.33%
Sample Size	52,430	40,430	30,900	22,290	14,850	9,030	4,700	1,630	210

\*Optim™ lead insulation is a copolymer of silicone and polyurethane.

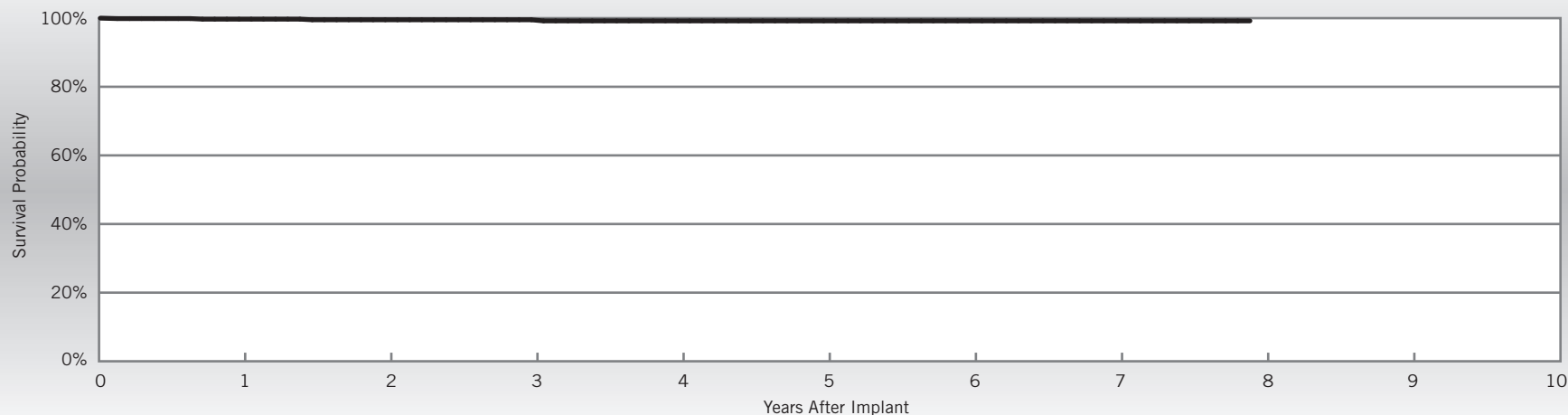
Actively Monitored Study Data

IsoFlex™ Optim™  
Model 1948

US Regulatory Approval	March 2008
Number of Devices Enrolled in Study	766
Active Devices Enrolled in Study	222
Cumulative Months of Follow-up	32,127
Insulation	Optim™*
Type and/or Fixation	Passive
Polarity	Bipolar
Steroid	Yes

Qualifying Complications	Qty	Rate
Failure to Capture	1	0.13%
Insulation Breach	1	0.13%
Lead Dislodgement	2	0.26%

Malfunctions	Qty	Rate
Conductor Fracture	0	0.00%
Insulation Breach	4	0.52%
Crimps, Welds & Bonds	0	0.00%
Other	0	0.00%
Extrinsic Factors	1	0.13%
<b>Total</b>	<b>5</b>	<b>0.65%</b>



Year	1	2	3	4	5	6	7	at 95 months		
Survival Probability	99.71%	99.52%	99.52%	99.20%	99.20%	99.20%	99.20%	99.20%		
± 1 standard error	0.20%	0.28%	0.28%	0.42%	0.42%	0.42%	0.42%	0.42%		
Sample Size	680	530	380	300	270	230	210	50		

\*Optim™ lead insulation is a copolymer of silicone and polyurethane.

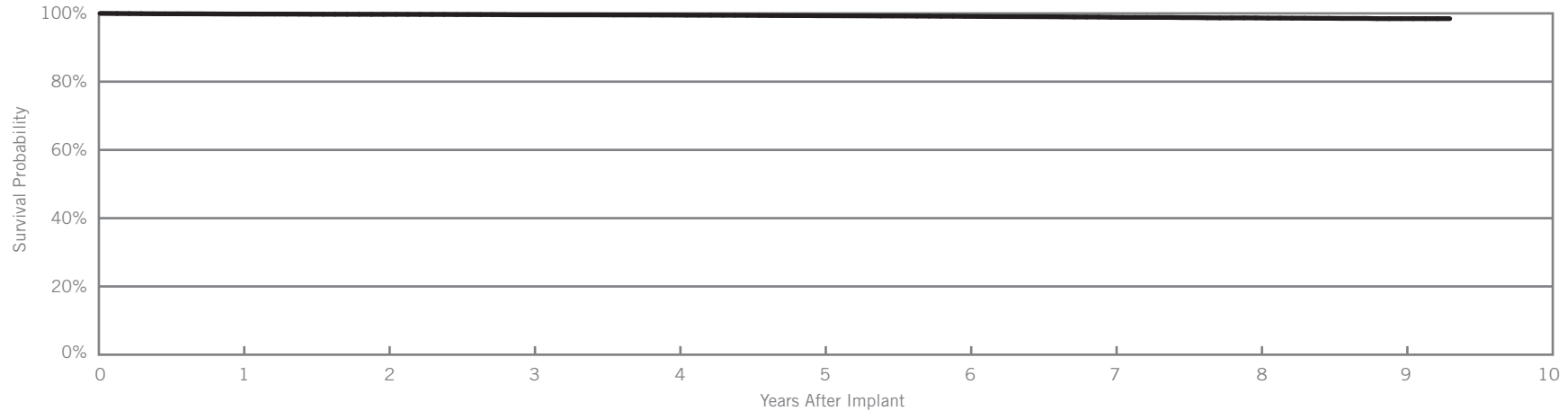
OptiSense™  
Models 1699T & 1699TC

Customer Reported Performance Data

US Regulatory Approval	May 2007
Registered US Implants	22,876
Estimated Active US Implants	10,593
Insulation	Silicone
Type and/or Fixation	Active
Polarity	Bipolar
Steroid	Yes
Number of US Advisories	None

	Acute Observations (Post Implant, ≤30 days)		Chronic Complications (>30 days)	
	Qty.	Rate	Qty.	Rate
Cardiac Perforation	1	<0.01%	0	0.00%
Conductor Fracture	0	0.00%	13	0.06%
Lead Dislodgement	4	0.02%	48	0.21%
Failure to Capture	3	0.01%	38	0.17%
Oversensing	2	<0.01%	69	0.30%
Failure to Sense	8	0.03%	21	0.09%
Insulation Breach	0	0.00%	4	0.02%
Abnormal Pacing Impedance	0	0.00%	17	0.07%
Extracardiac Stimulation	0	0.00%	3	0.01%
Other	2	<0.01%	3	0.01%
<b>Total</b>	<b>20</b>	<b>0.09%</b>	<b>216</b>	<b>0.94%</b>
<b>Total Returned for Analysis</b>	<b>16</b>		<b>65</b>	

Lead Malfunctions	Qty.	Rate
Conductor Fracture	13	0.06%
Insulation Breach	26	0.11%
Crimps, Welds & Bonds	0	0.00%
Other	0	0.00%
Extrinsic Factors	51	0.22%
<b>Total</b>	<b>90</b>	<b>0.39%</b>



Year	1	2	3	4	5	6	7	8	9	at 112 months
Survival Probability	99.81%	99.72%	99.58%	99.51%	99.32%	99.13%	98.88%	98.67%	98.46%	98.46%
± 1 standard error	0.03%	0.04%	0.05%	0.05%	0.06%	0.07%	0.09%	0.10%	0.14%	0.14%
Sample Size	21,320	18,740	16,840	15,230	13,870	12,490	10,420	6,840	2,700	270



Actively Monitored Study Data

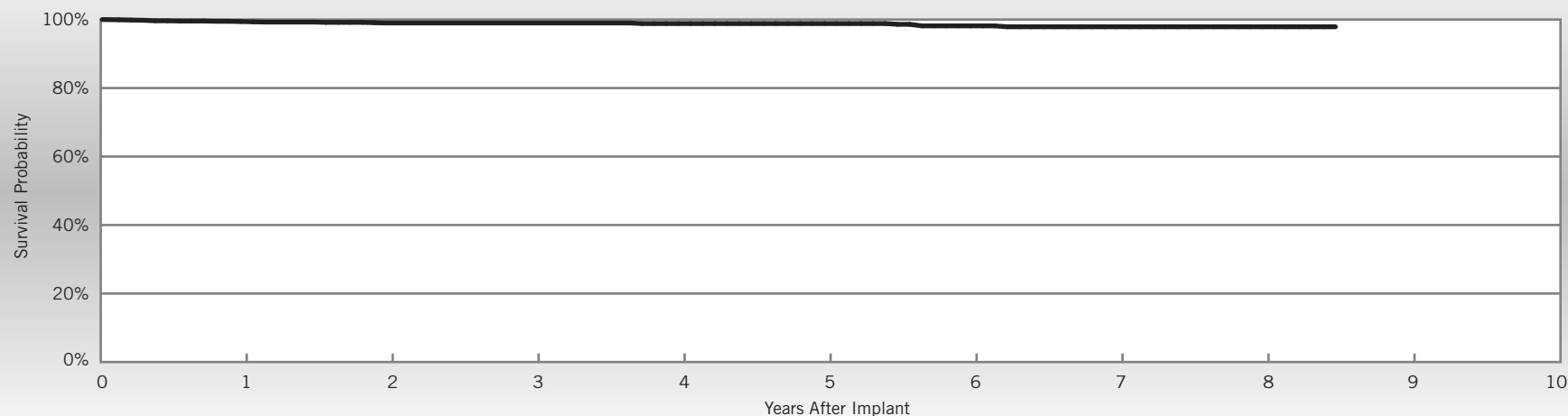
OptiSense™

Models 1699T & 1699TC

US Regulatory Approval	May 2007
Number of Devices Enrolled in Study	1,452
Active Devices Enrolled in Study	366
Cumulative Months of Follow-up	67,634
Insulation	Silicone
Type and/or Fixation	Active
Polarity	Bipolar
Steroid	Yes

Qualifying Complications	Qty	Rate
Abnormal Pacing Impedance	1	0.07%
Conductor Fracture	2	0.14%
Failure to Capture	5	0.34%
Insulation Breach	1	0.07%
Lead Dislodgement	8	0.55%
Oversensing	1	0.07%

Malfunctions	Qty	Rate
Conductor Fracture	0	0.00%
Insulation Breach	2	0.14%
Crimps, Welds & Bonds	0	0.00%
Other	0	0.00%
Extrinsic Factors	5	0.34%
<b>Total</b>	<b>7</b>	<b>0.48%</b>



Year	1	2	3	4	5	6	7	8	at 102 months
Survival Probability	99.42%	98.99%	98.99%	98.83%	98.83%	98.15%	97.89%	97.89%	97.89%
± 1 standard error	0.19%	0.26%	0.28%	0.32%	0.32%	0.51%	0.57%	0.57%	0.57%
Sample Size	1,360	1,160	940	680	510	430	350	200	60

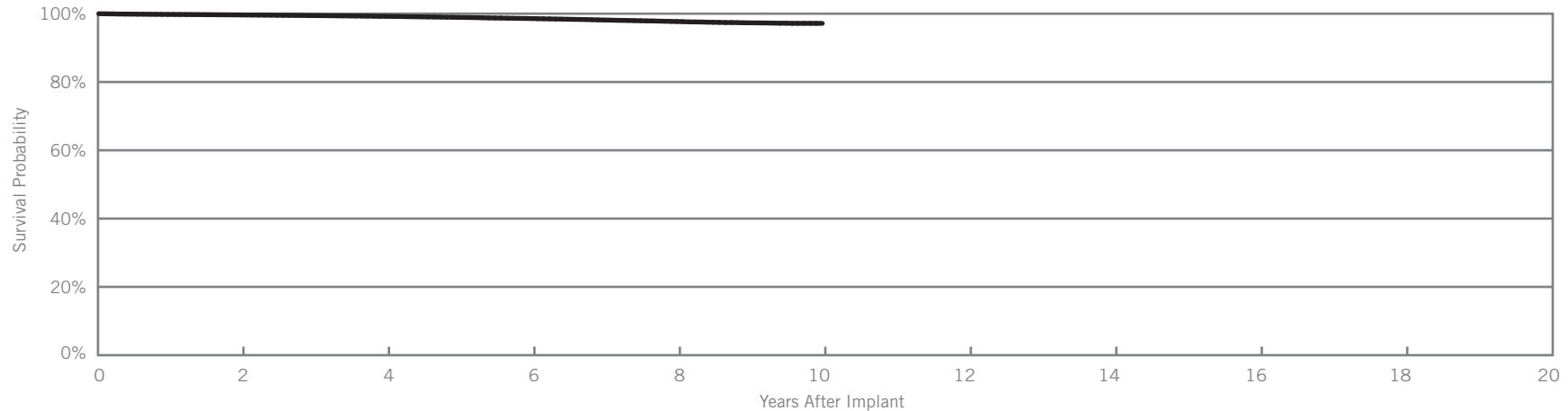
Customer Reported Performance Data

Tendril™ ST Optim™  
Models 1888T & 1888TC

US Regulatory Approval	June 2006
Registered US Implants	301,371
Estimated Active US Implants	150,363
Insulation	Optim™*
Type and/or Fixation	Active
Polarity	Bipolar
Steroid	Yes
Number of US Advisories	None

	Acute Observations (Post Implant, ≤30 days)		Chronic Complications (>30 days)	
	Qty.	Rate	Qty.	Rate
Cardiac Perforation	39	0.01%	39	0.01%
Conductor Fracture	7	<0.01%	196	0.07%
Lead Dislodgement	155	0.05%	492	0.16%
Failure to Capture	85	0.03%	651	0.22%
Oversensing	16	<0.01%	1463	0.49%
Failure to Sense	14	<0.01%	99	0.03%
Insulation Breach	7	<0.01%	259	0.09%
Abnormal Pacing Impedance	9	<0.01%	189	0.06%
Extracardiac Stimulation	5	<0.01%	33	0.01%
Other	40	0.01%	100	0.03%
<b>Total</b>	<b>377</b>	<b>0.13%</b>	<b>3521</b>	<b>1.17%</b>
<b>Total Returned for Analysis</b>	<b>198</b>		<b>1082</b>	

Lead Malfunctions	Qty.	Rate
Conductor Fracture	36	0.01%
Insulation Breach	649	0.22%
Crimps, Welds & Bonds	1	<0.01%
Other	12	<0.01%
Extrinsic Factors	739	0.25%
<b>Total</b>	<b>1437</b>	<b>0.48%</b>



Year	2	4	6	8	10				
Survival Probability	99.63%	99.22%	98.57%	97.70%	97.17%				
± 1 standard error	0.01%	0.02%	0.03%	0.05%	0.09%				
Sample Size	237,480	169,820	111,520	46,810	280				

\*Optim™ lead insulation is a copolymer of silicone and polyurethane.

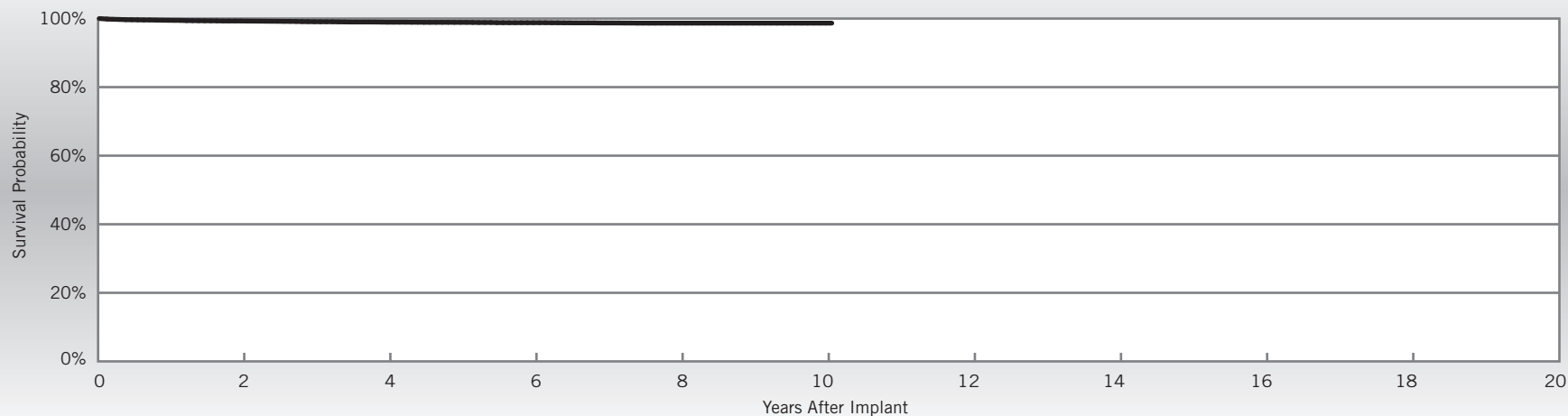
Actively Monitored Study Data

Tendril™ ST Optim™  
Models 1888T & 1888TC

US Regulatory Approval	June 2006
Number of Devices Enrolled in Study	14,507
Active Devices Enrolled in Study	5,044
Cumulative Months of Follow-up	781,027
Insulation	Optim™*
Type and/or Fixation	Active
Polarity	Bipolar
Steroid	Yes

Qualifying Complications	Qty	Rate
Abnormal Pacing Impedance	6	0.04%
Cardiac Perforation	2	0.01%
Conductor Fracture	6	0.04%
Extracardiac Stimulation	4	0.03%
Failure to Capture	20	0.14%
Failure to Sense	4	0.03%
Insulation Breach	25	0.17%
Lead Dislodgement	57	0.39%
Oversensing	16	0.11%
Skin Erosion	1	<0.01%

Malfunctions	Qty	Rate
Conductor Fracture	3	0.02%
Insulation Breach	22	0.15%
Crimps, Welds & Bonds	0	0.00%
Other	0	0.00%
Extrinsic Factors	35	0.24%
<b>Total</b>	<b>60</b>	<b>0.41%</b>



Year	2	4	6	8	10	at 121 months				
Survival Probability	99.29%	98.94%	98.80%	98.67%	98.67%	98.67%				
± 1 standard error	0.07%	0.09%	0.11%	0.12%	0.12%	0.12%				
Sample Size	11,890	7,650	5,390	3,700	660	50				

\*Optim™ lead insulation is a copolymer of silicone and polyurethane.

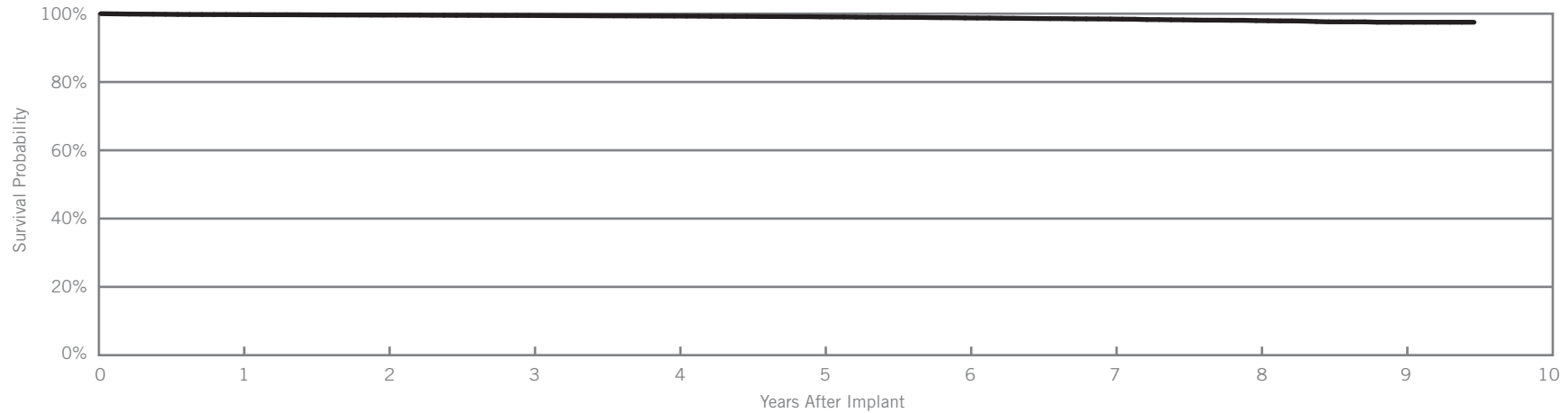
Customer Reported Performance Data

Tendril™ ST Optim™  
Models 1882T & 1882TC

US Regulatory Approval	June 2006
Registered US Implants	46,698
Estimated Active US Implants	27,688
Insulation	Optim™*
Type and/or Fixation	Active
Polarity	Bipolar
Steroid	Yes
Number of US Advisories	None

	Acute Observations (Post Implant, ≤30 days)		Chronic Complications (>30 days)	
	Qty.	Rate	Qty.	Rate
Cardiac Perforation	3	<0.01%	3	<0.01%
Conductor Fracture	0	0.00%	11	0.02%
Lead Dislodgement	43	0.09%	118	0.25%
Failure to Capture	10	0.02%	55	0.12%
Oversensing	5	0.01%	128	0.27%
Failure to Sense	4	<0.01%	16	0.03%
Insulation Breach	0	0.00%	30	0.06%
Abnormal Pacing Impedance	1	<0.01%	9	0.02%
Extracardiac Stimulation	0	0.00%	2	<0.01%
Other	13	0.03%	20	0.04%
<b>Total</b>	<b>79</b>	<b>0.17%</b>	<b>392</b>	<b>0.84%</b>
<b>Total Returned for Analysis</b>	<b>44</b>		<b>135</b>	

Lead Malfunctions	Qty.	Rate
Conductor Fracture	2	<0.01%
Insulation Breach	49	0.10%
Crimps, Welds & Bonds	0	0.00%
Other	3	<0.01%
Extrinsic Factors	114	0.24%
<b>Total</b>	<b>168</b>	<b>0.36%</b>



Year	1	2	3	4	5	6	7	8	9	at 114 months
Survival Probability	99.72%	99.59%	99.47%	99.31%	99.08%	98.76%	98.44%	97.97%	97.50%	97.50%
± 1 standard error	0.02%	0.03%	0.04%	0.05%	0.06%	0.08%	0.11%	0.15%	0.25%	0.25%
Sample Size	42,020	33,730	26,840	20,760	15,360	10,640	6,710	3,570	1,400	220

\*Optim™ lead insulation is a copolymer of silicone and polyurethane.

Actively Monitored Study Data

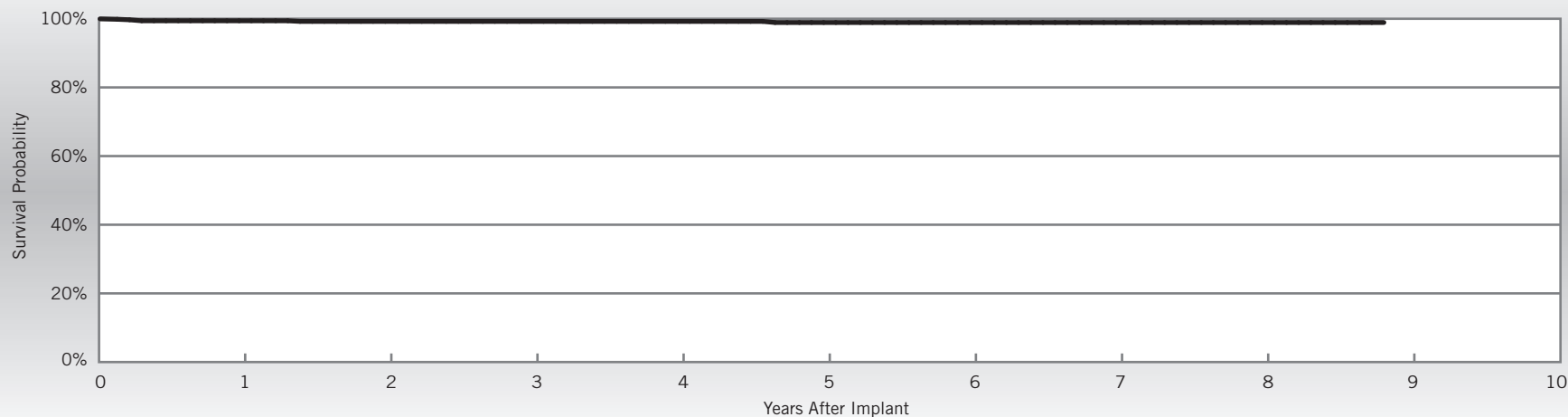
Tendril™ ST Optim™

Models 1882T & 1882TC

US Regulatory Approval	June 2006
Number of Devices Enrolled in Study	689
Active Devices Enrolled in Study	265
Cumulative Months of Follow-up	36,407
Insulation	Optim™*
Type and/or Fixation	Active
Polarity	Bipolar
Steroid	Yes

Qualifying Complications	Qty	Rate
Extracardiac Stimulation	1	0.15%
Failure to Capture	1	0.15%
Lead Dislodgement	2	0.29%
Oversensing	1	0.15%
Skin Erosion	1	0.15%

Malfunctions	Qty	Rate
Conductor Fracture	0	0.00%
Insulation Breach	2	0.29%
Crimps, Welds & Bonds	0	0.00%
Other	0	0.00%
Extrinsic Factors	0	0.00%
<b>Total</b>	<b>2</b>	<b>0.29%</b>



Year	1	2	3	4	5	6	7	8	at 106 months
Survival Probability	99.41%	99.23%	99.23%	99.23%	98.91%	98.91%	98.91%	98.91%	98.91%
± 1 standard error	0.30%	0.34%	0.34%	0.34%	0.47%	0.47%	0.47%	0.47%	0.47%
Sample Size	650	560	460	370	310	260	220	150	60

\*Optim™ lead insulation is a copolymer of silicone and polyurethane.

Customer Reported Performance Data

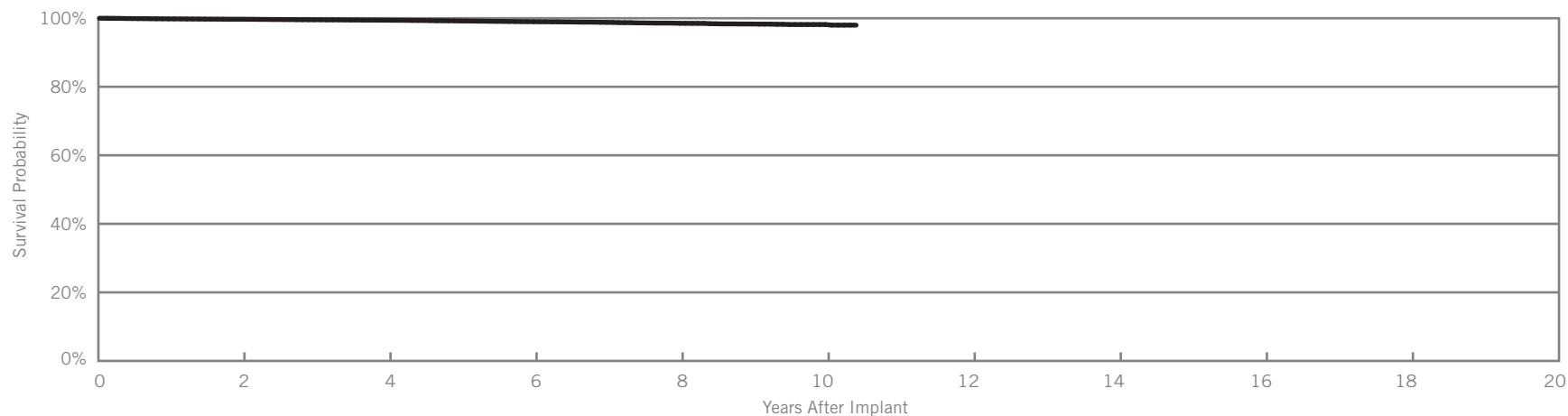
Tendril™

Models 1782T & 1782TC

US Regulatory Approval	February 2006
Registered US Implants	16,403
Estimated Active US Implants	7,075
Insulation	Silicone
Type and/or Fixation	Active
Polarity	Bipolar
Steroid	Yes
Number of US Advisories	None

	Acute Observations (Post Implant, ≤30 days)		Chronic Complications (>30 days)	
	Qty.	Rate	Qty.	Rate
Cardiac Perforation	6	0.04%	0	0.00%
Conductor Fracture	0	0.00%	4	0.02%
Lead Dislodgement	13	0.08%	45	0.27%
Failure to Capture	5	0.03%	38	0.23%
Oversensing	0	0.00%	40	0.24%
Failure to Sense	0	0.00%	6	0.04%
Insulation Breach	0	0.00%	3	0.02%
Abnormal Pacing Impedance	2	0.01%	14	0.09%
Extracardiac Stimulation	1	<0.01%	1	<0.01%
Other	2	0.01%	3	0.02%
<b>Total</b>	<b>29</b>	<b>0.18%</b>	<b>154</b>	<b>0.94%</b>
<b>Total Returned for Analysis</b>	<b>16</b>		<b>57</b>	

Lead Malfunctions	Qty.	Rate
Conductor Fracture	1	<0.01%
Insulation Breach	26	0.16%
Crimps, Welds & Bonds	0	0.00%
Other	0	0.00%
Extrinsic Factors	48	0.29%
<b>Total</b>	<b>75</b>	<b>0.46%</b>



Year	2	4	6	8	10	at 125 months			
Survival Probability	99.70%	99.42%	98.99%	98.52%	98.16%	97.99%			
± 1 standard error	0.05%	0.07%	0.10%	0.13%	0.18%	0.25%			
Sample Size	13,430	10,820	8,200	4,980	1,510	250			

Actively Monitored Study Data

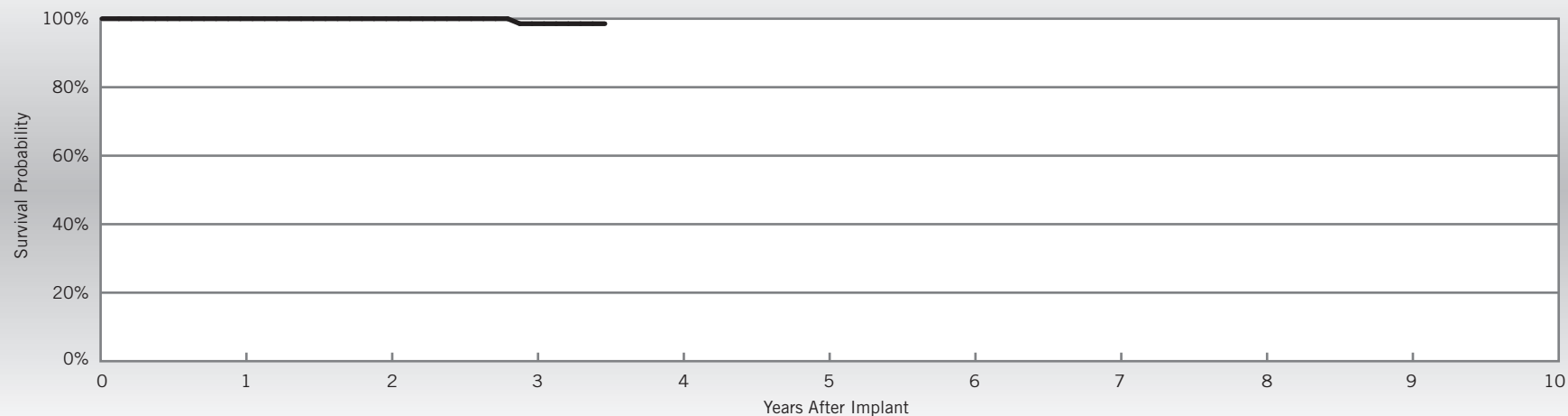
Tendril™

Models 1782T & 1782TC

US Regulatory Approval	February 2006
Number of Devices Enrolled in Study	165
Active Devices Enrolled in Study	19
Cumulative Months of Follow-up	5,639
Insulation	Silicone
Type and/or Fixation	Active
Polarity	Bipolar
Steroid	Yes

Qualifying Complications	Qty	Rate
Oversensing	1	0.61%

Malfunctions	Qty	Rate
Conductor Fracture	0	0.00%
Insulation Breach	1	0.61%
Crimps, Welds & Bonds	0	0.00%
Other	0	0.00%
Extrinsic Factors	0	0.00%
<b>Total</b>	<b>1</b>	<b>0.61%</b>



Year	1	2	3	at 42 months						
Survival Probability	100.00%	100.00%	98.54%	98.54%						
± 1 standard error	0.00%	0.00%	1.45%	1.45%						
Sample Size	150	120	80	60						

Customer Reported Performance Data

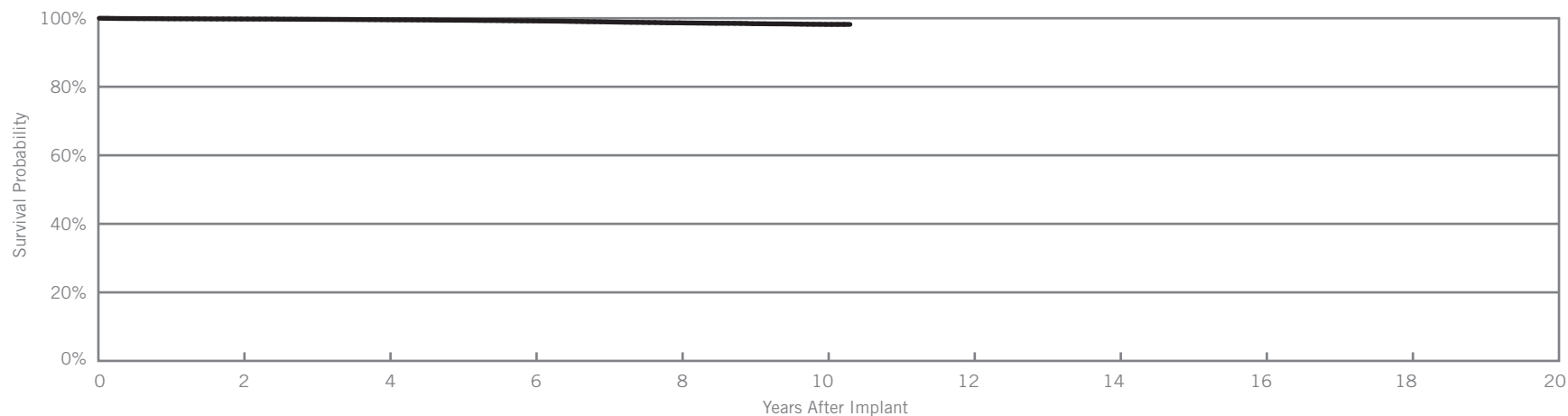
Tendril™

Models 1788T & 1788TC

US Regulatory Approval	February 2006
Registered US Implants	65,213
Estimated Active US Implants	26,354
Insulation	Silicone
Type and/or Fixation	Active
Polarity	Bipolar
Steroid	Yes
Number of US Advisories	None

	Acute Observations (Post Implant, ≤30 days)		Chronic Complications (>30 days)	
	Qty.	Rate	Qty.	Rate
Cardiac Perforation	12	0.02%	7	0.01%
Conductor Fracture	1	<0.01%	24	0.04%
Lead Dislodgement	31	0.05%	77	0.12%
Failure to Capture	30	0.05%	143	0.22%
Oversensing	2	<0.01%	155	0.24%
Failure to Sense	2	<0.01%	22	0.03%
Insulation Breach	1	<0.01%	30	0.05%
Abnormal Pacing Impedance	9	0.01%	42	0.06%
Extracardiac Stimulation	2	<0.01%	7	0.01%
Other	20	0.03%	24	0.04%
<b>Total</b>	<b>110</b>	<b>0.17%</b>	<b>531</b>	<b>0.81%</b>
<b>Total Returned for Analysis</b>	<b>46</b>		<b>142</b>	

Lead Malfunctions	Qty.	Rate
Conductor Fracture	8	0.01%
Insulation Breach	104	0.16%
Crimps, Welds & Bonds	1	<0.01%
Other	1	<0.01%
Extrinsic Factors	99	0.15%
<b>Total</b>	<b>213</b>	<b>0.33%</b>



Year	2	4	6	8	10	at 124 months				
Survival Probability	99.77%	99.56%	99.22%	98.66%	98.20%	98.20%				
± 1 standard error	0.02%	0.03%	0.04%	0.06%	0.09%	0.09%				
Sample Size	52,840	41,940	33,700	24,500	8,410	450				



Actively Monitored Study Data

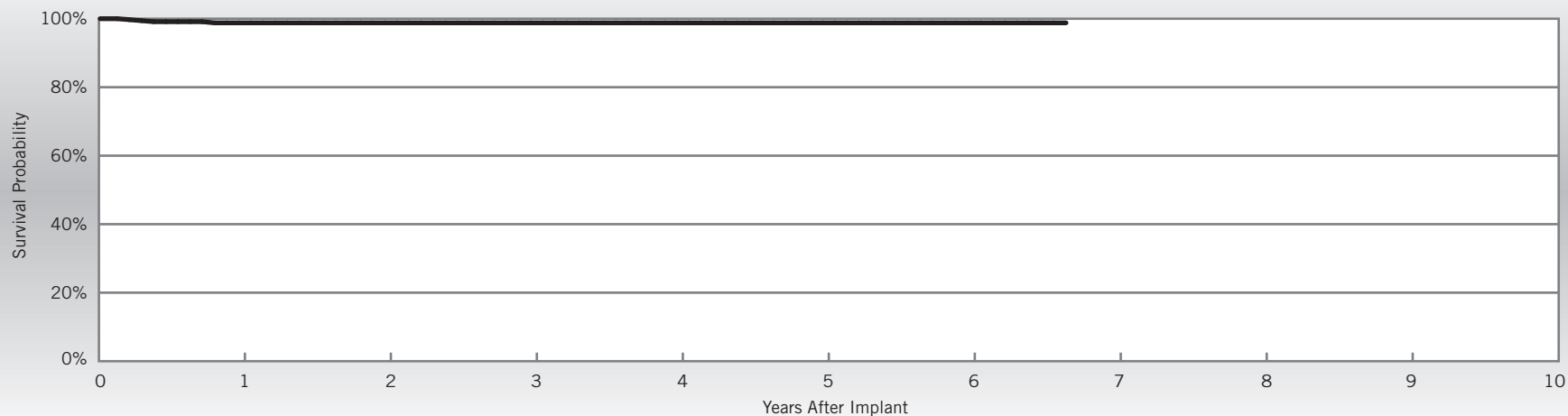
Tendril™

Models 1788T & 1788TC

US Regulatory Approval	February 2006
Number of Devices Enrolled in Study	363
Active Devices Enrolled in Study	65
Cumulative Months of Follow-up	12,323
Insulation	Silicone
Type and/or Fixation	Active
Polarity	Bipolar
Steroid	Yes

Qualifying Complications	Qty	Rate
Extracardiac Stimulation	1	0.28%
Lead Dislodgement	3	0.83%

Malfunctions	Qty	Rate
Conductor Fracture	0	0.00%
Insulation Breach	0	0.00%
Crimps, Welds & Bonds	0	0.00%
Other	0	0.00%
Extrinsic Factors	0	0.00%
<b>Total</b>	<b>0</b>	<b>0.00%</b>



Year	1	2	3	4	5	6	at 80 months			
Survival Probability	98.79%	98.79%	98.79%	98.79%	98.79%	98.79%	98.79%			
± 1 standard error	0.61%	0.61%	0.61%	0.61%	0.61%	0.61%	0.61%			
Sample Size	320	240	180	110	80	60	50			

Customer Reported Performance Data

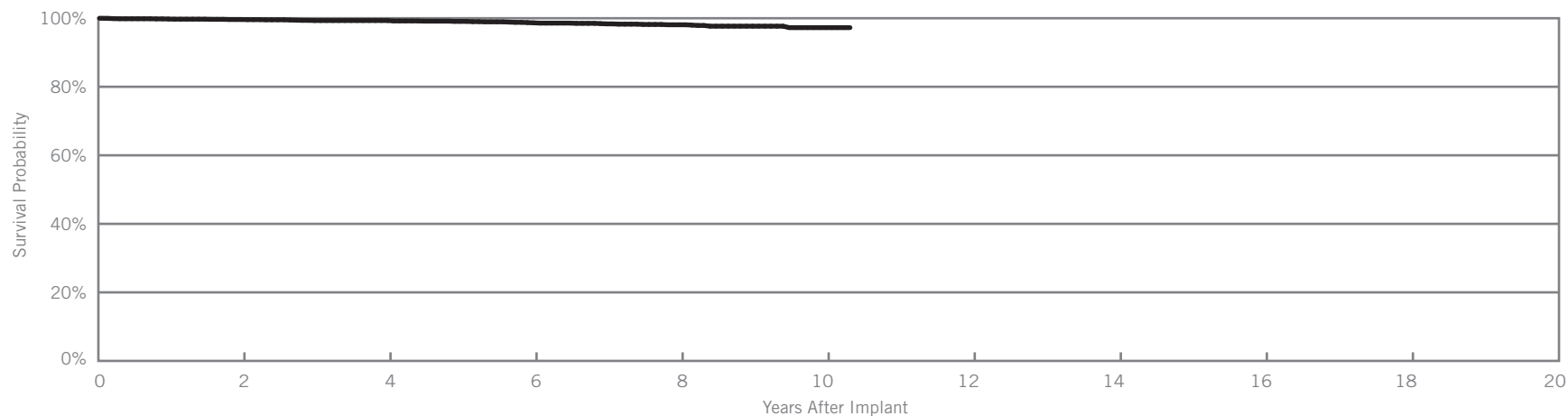
IsoFlex™ P

Model 1648T

US Regulatory Approval	April 2005
Registered US Implants	2,834
Estimated Active US Implants	1,075
Insulation	Polyurethane
Type and/or Fixation	Passive
Polarity	Bipolar
Steroid	Yes
Number of US Advisories	None

	Acute Observations (Post Implant, ≤30 days)		Chronic Complications (>30 days)	
	Qty.	Rate	Qty.	Rate
Cardiac Perforation	0	0.00%	0	0.00%
Conductor Fracture	0	0.00%	4	0.14%
Lead Dislodgement	2	0.07%	2	0.07%
Failure to Capture	2	0.07%	8	0.28%
Oversensing	0	0.00%	2	0.07%
Failure to Sense	1	0.04%	1	0.04%
Insulation Breach	0	0.00%	11	0.39%
Abnormal Pacing Impedance	0	0.00%	3	0.11%
Extracardiac Stimulation	1	0.04%	0	0.00%
Other	0	0.00%	3	0.11%
<b>Total</b>	<b>6</b>	<b>0.21%</b>	<b>34</b>	<b>1.20%</b>
<b>Total Returned for Analysis</b>	<b>1</b>		<b>6</b>	

Lead Malfunctions	Qty.	Rate
Conductor Fracture	0	0.00%
Insulation Breach	11	0.39%
Crimps, Welds & Bonds	0	0.00%
Other	2	0.07%
Extrinsic Factors	5	0.18%
<b>Total</b>	<b>18</b>	<b>0.64%</b>



Year	2	4	6	8	10	at 124 months				
Survival Probability	99.63%	99.33%	98.66%	98.09%	97.26%	97.26%				
± 1 standard error	0.12%	0.17%	0.26%	0.35%	0.50%	0.50%				
Sample Size	2,230	1,770	1,420	1,130	460	200				

Customer Reported Performance Data

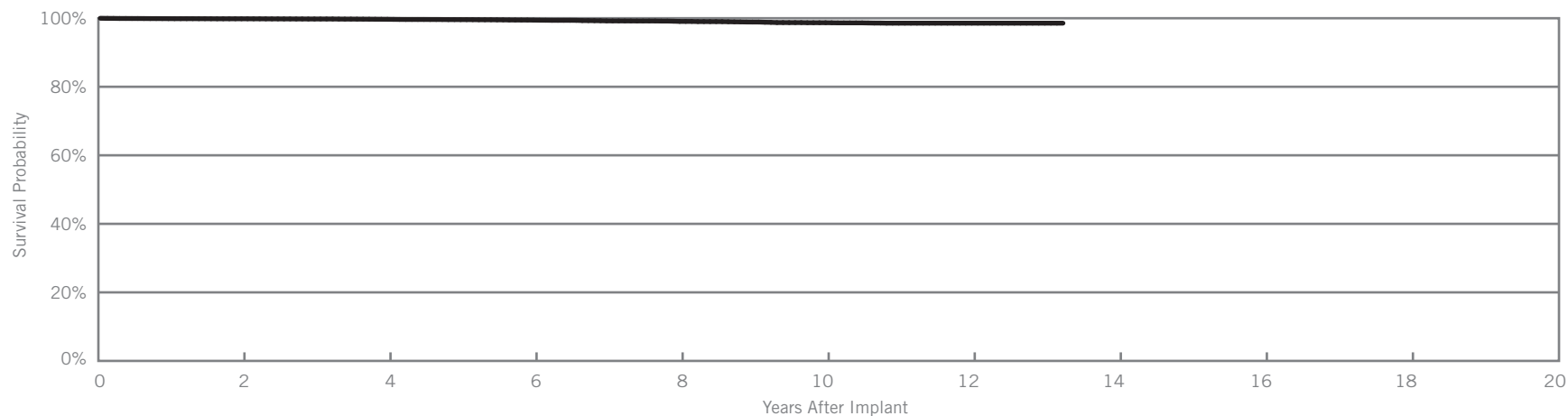
IsoFlex™ S

Model 1642T

US Regulatory Approval	May 2002
Registered US Implants	27,106
Estimated Active US Implants	10,213
Insulation	Silicone
Type and/or Fixation	Passive
Polarity	Bipolar
Steroid	Yes
Number of US Advisories	None

	Acute Observations (Post Implant, ≤30 days)		Chronic Complications (>30 days)	
	Qty.	Rate	Qty.	Rate
Cardiac Perforation	0	0.00%	0	0.00%
Conductor Fracture	0	0.00%	6	0.02%
Lead Dislodgement	49	0.18%	41	0.15%
Failure to Capture	6	0.02%	54	0.20%
Oversensing	0	0.00%	31	0.11%
Failure to Sense	3	0.01%	15	0.06%
Insulation Breach	0	0.00%	6	0.02%
Abnormal Pacing Impedance	3	0.01%	9	0.03%
Extracardiac Stimulation	1	<0.01%	2	<0.01%
Other	0	0.00%	2	<0.01%
<b>Total</b>	<b>62</b>	<b>0.23%</b>	<b>166</b>	<b>0.61%</b>
<b>Total Returned for Analysis</b>	<b>39</b>		<b>25</b>	

Lead Malfunctions	Qty.	Rate
Conductor Fracture	0	0.00%
Insulation Breach	19	0.07%
Crimps, Welds & Bonds	1	<0.01%
Other	2	<0.01%
Extrinsic Factors	18	0.07%
<b>Total</b>	<b>40</b>	<b>0.15%</b>



Year	2	4	6	8	10	12	at 159 months			
Survival Probability	99.84%	99.69%	99.45%	99.07%	98.70%	98.56%	98.56%			
± 1 standard error	0.03%	0.04%	0.05%	0.08%	0.11%	0.13%	0.13%			
Sample Size	22,100	17,810	13,660	9,300	5,060	1,860	250			

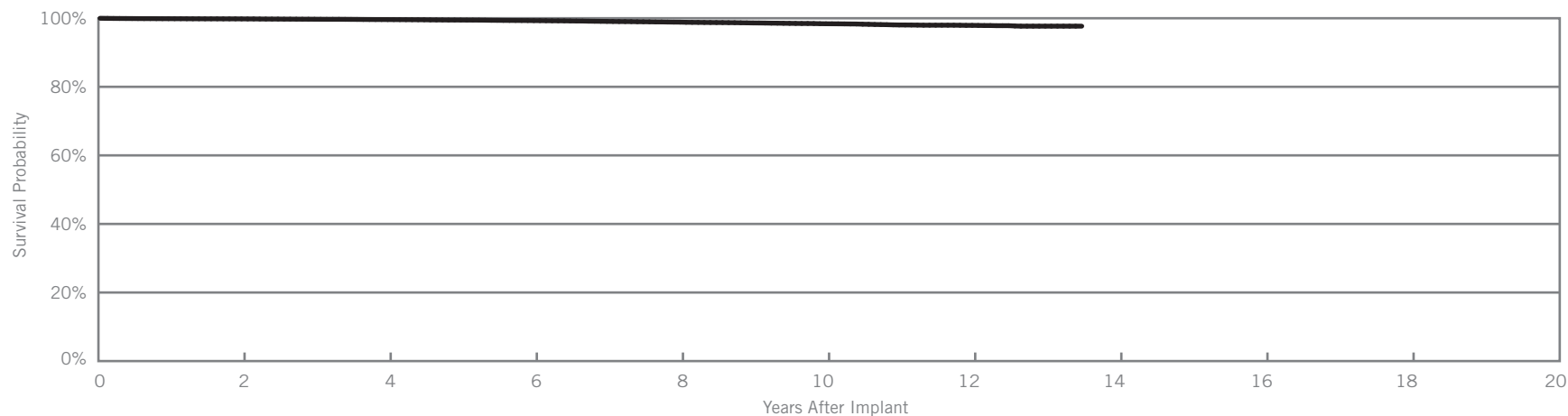
IsoFlex™ S  
Model 1646T

Customer Reported Performance Data

US Regulatory Approval	May 2002
Registered US Implants	90,326
Estimated Active US Implants	32,467
Insulation	Silicone
Type and/or Fixation	Passive
Polarity	Bipolar
Steroid	Yes
Number of US Advisories	None

	Acute Observations (Post Implant, ≤30 days)		Chronic Complications (>30 days)	
	Qty.	Rate	Qty.	Rate
Cardiac Perforation	4	<0.01%	2	<0.01%
Conductor Fracture	2	<0.01%	97	0.11%
Lead Dislodgement	37	0.04%	35	0.04%
Failure to Capture	33	0.04%	278	0.31%
Oversensing	0	0.00%	114	0.13%
Failure to Sense	2	<0.01%	12	0.01%
Insulation Breach	2	<0.01%	39	0.04%
Abnormal Pacing Impedance	6	<0.01%	101	0.11%
Extracardiac Stimulation	0	0.00%	6	<0.01%
Other	2	<0.01%	20	0.02%
<b>Total</b>	<b>88</b>	<b>0.10%</b>	<b>704</b>	<b>0.78%</b>
<b>Total Returned for Analysis</b>	<b>38</b>		<b>93</b>	

Lead Malfunctions	Qty.	Rate
Conductor Fracture	21	0.02%
Insulation Breach	53	0.06%
Crimps, Welds & Bonds	0	0.00%
Other	6	<0.01%
Extrinsic Factors	63	0.07%
<b>Total</b>	<b>143</b>	<b>0.16%</b>



Year	2	4	6	8	10	12	at 162 months			
Survival Probability	99.81%	99.61%	99.31%	98.86%	98.39%	97.92%	97.69%			
± 1 standard error	0.02%	0.02%	0.03%	0.05%	0.07%	0.10%	0.14%			
Sample Size	72,140	56,620	42,490	28,580	15,320	5,550	280			

Actively Monitored Study Data

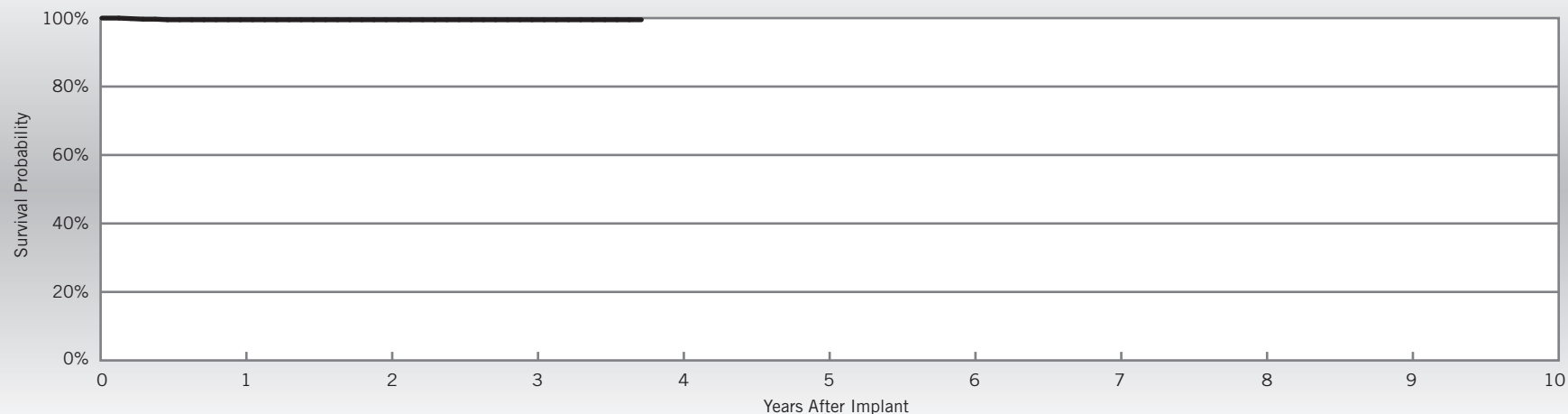
IsoFlex™ S

Model 1646T

US Regulatory Approval	May 2002
Number of Devices Enrolled in Study	641
Active Devices Enrolled in Study	3
Cumulative Months of Follow-up	15,755
Insulation	Silicone
Type and/or Fixation	Passive
Polarity	Bipolar
Steroid	Yes

Qualifying Complications	Qty	Rate
Failure to Capture	2	0.31%
Lead Dislodgement	1	0.16%

Malfunctions	Qty	Rate
Conductor Fracture	0	0.00%
Insulation Breach	0	0.00%
Crimps, Welds & Bonds	0	0.00%
Other	0	0.00%
Extrinsic Factors	0	0.00%
<b>Total</b>	<b>0</b>	<b>0.00%</b>



Year	1	2	3	at 45 months						
Survival Probability	99.51%	99.51%	99.51%	99.51%						
± 1 standard error	0.28%	0.28%	0.28%	0.28%						
Sample Size	570	410	250	60						

Customer Reported Performance Data

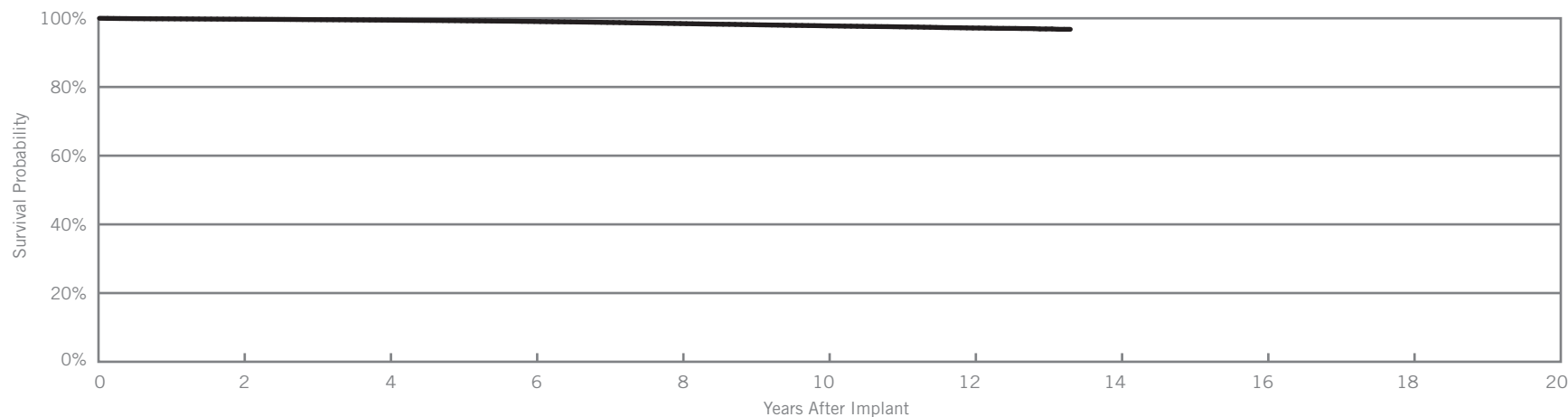
Tendril™ SDX

Models 1688T & 1688TC

US Regulatory Approval	June 2003
Registered US Implants	485,663
Estimated Active US Implants	208,093
Insulation	Silicone
Type and/or Fixation	Active
Polarity	Bipolar
Steroid	Yes
Number of US Advisories	None

	Acute Observations (Post Implant, ≤30 days)		Chronic Complications (>30 days)	
	Qty.	Rate	Qty.	Rate
Cardiac Perforation	81	0.02%	37	<0.01%
Conductor Fracture	5	<0.01%	430	0.09%
Lead Dislodgement	304	0.06%	506	0.10%
Failure to Capture	184	0.04%	1208	0.25%
Oversensing	18	<0.01%	1272	0.26%
Failure to Sense	33	<0.01%	125	0.03%
Insulation Breach	10	<0.01%	201	0.04%
Abnormal Pacing Impedance	28	<0.01%	493	0.10%
Extracardiac Stimulation	7	<0.01%	37	<0.01%
Other	61	0.01%	141	0.03%
<b>Total</b>	<b>731</b>	<b>0.15%</b>	<b>4450</b>	<b>0.92%</b>
<b>Total Returned for Analysis</b>	<b>329</b>		<b>1216</b>	

Lead Malfunctions	Qty.	Rate
Conductor Fracture	199	0.04%
Insulation Breach	758	0.16%
Crimps, Welds & Bonds	2	<0.01%
Other	17	<0.01%
Extrinsic Factors	708	0.15%
<b>Total</b>	<b>1684</b>	<b>0.35%</b>



Year	2	4	6	8	10	12	at 160 months			
Survival Probability	99.73%	99.46%	99.07%	98.46%	97.79%	97.17%	96.79%			
± 1 standard error	0.01%	0.01%	0.02%	0.03%	0.04%	0.06%	0.15%			
Sample Size	376,470	271,570	189,200	124,580	73,290	23,050	420			

Actively Monitored Study Data

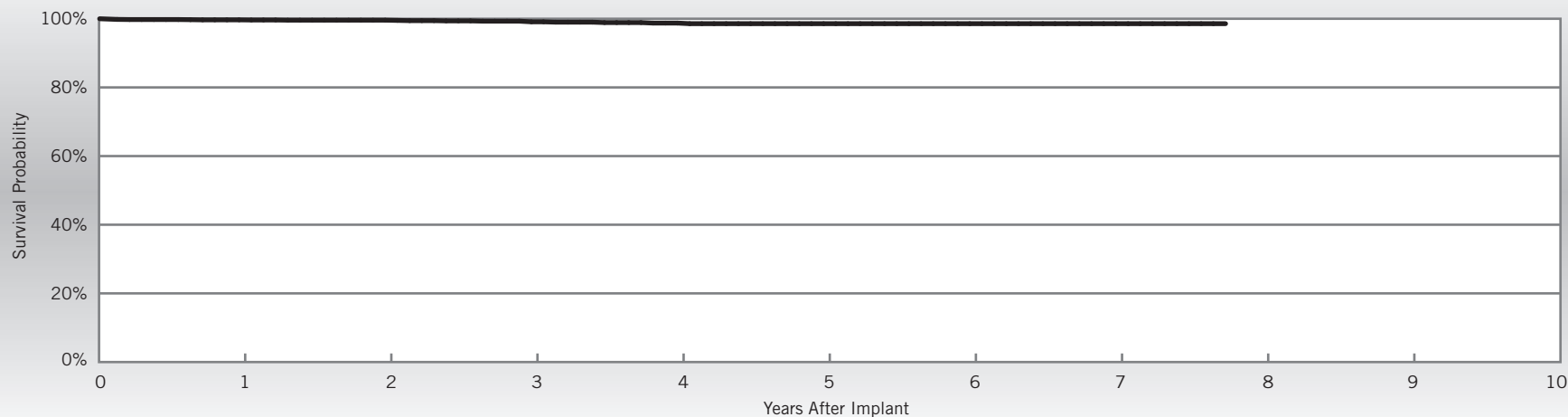
Tendril™ SDX

Models 1688T & 1688TC

US Regulatory Approval	June 2003
Number of Devices Enrolled in Study	2,641
Active Devices Enrolled in Study	474
Cumulative Months of Follow-up	88,261
Insulation	Silicone
Type and/or Fixation	Active
Polarity	Bipolar
Steroid	Yes

Qualifying Complications	Qty	Rate
Abnormal Pacing Impedance	4	0.15%
Conductor Fracture	2	0.08%
Failure to Capture	3	0.11%
Insulation Breach	3	0.11%
Lead Dislodgement	5	0.19%
Oversensing	2	0.08%
Pericardial Effusion	1	0.04%

Malfunctions	Qty	Rate
Conductor Fracture	1	0.04%
Insulation Breach	5	0.19%
Crimps, Welds & Bonds	0	0.00%
Other	0	0.00%
Extrinsic Factors	5	0.19%
<b>Total</b>	<b>11</b>	<b>0.42%</b>



Year	1	2	3	4	5	6	7	at 93 months		
Survival Probability	99.68%	99.59%	99.11%	98.74%	98.57%	98.57%	98.57%	98.57%		
± 1 standard error	0.11%	0.13%	0.19%	0.32%	0.36%	0.36%	0.36%	0.36%		
Sample Size	2,380	1,840	1,300	830	510	340	200	50		

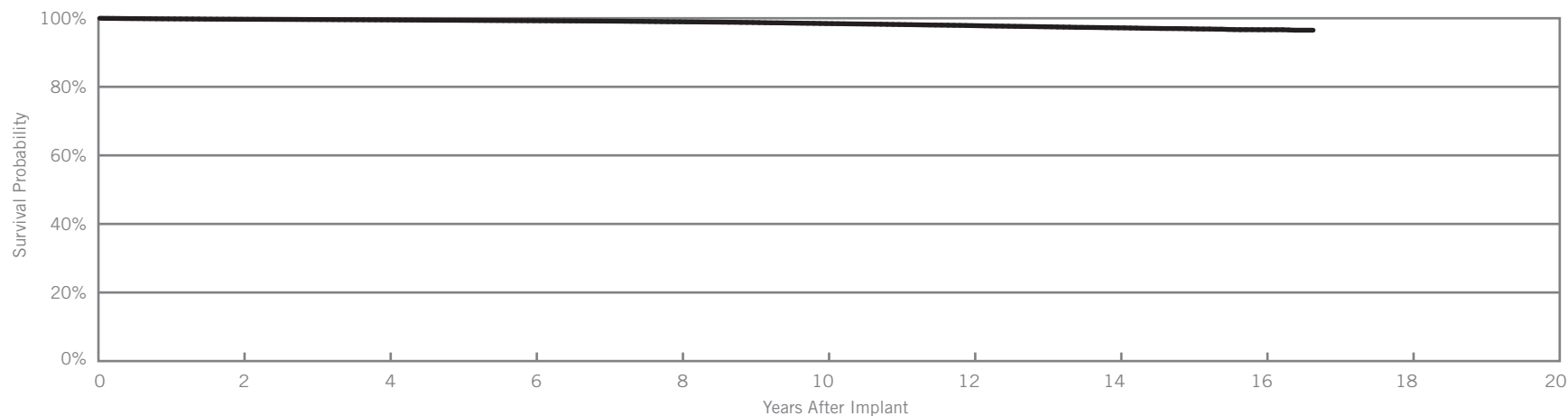
Customer Reported Performance Data

Tendril™ SDX

Models 1488T & 1488TC

US Regulatory Approval	March 2000
Registered US Implants	270,799
Estimated Active US Implants	62,445
Insulation	Silicone
Type and/or Fixation	Active
Polarity	Bipolar
Steroid	Yes
Number of US Advisories	None

Lead Malfunctions	Qty.	Rate
Conductor Fracture	157	0.06%
Insulation Breach	273	0.10%
Crimps, Welds & Bonds	5	<0.01%
Other	3	<0.01%
Extrinsic Factors	352	0.13%
<b>Total</b>	<b>790</b>	<b>0.29%</b>



Year	2	4	6	8	10	12	14	16	at 200 months
Survival Probability	99.70%	99.52%	99.28%	98.97%	98.45%	97.85%	97.20%	96.65%	96.51%
± 1 standard error	0.01%	0.01%	0.02%	0.03%	0.03%	0.05%	0.06%	0.10%	0.14%
Sample Size	222,630	178,830	138,850	106,140	81,810	59,210	32,370	6,850	310



Actively Monitored Study Data

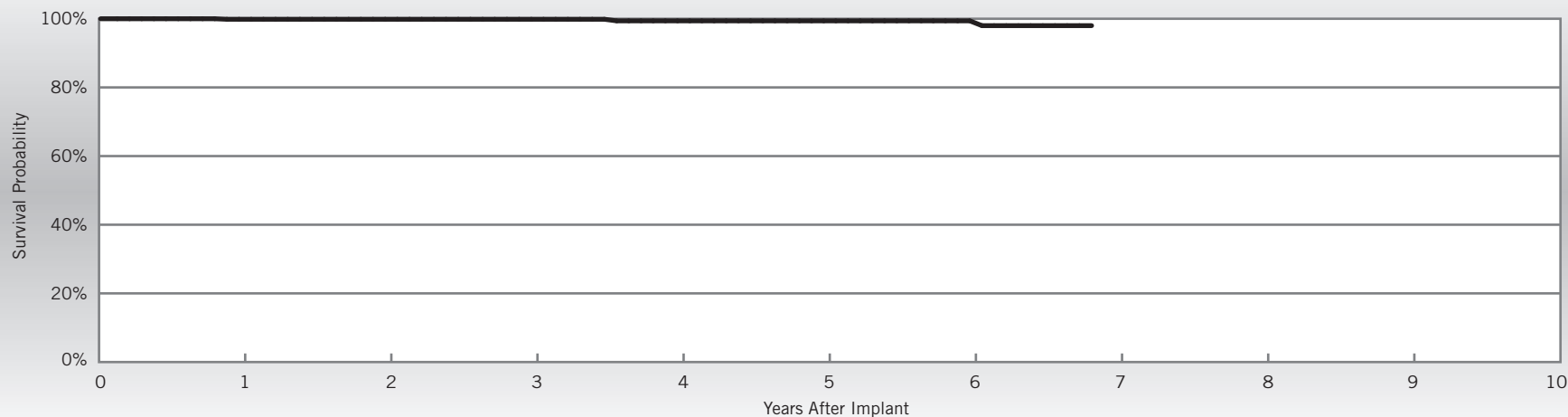
Tendril™ SDX

Models 1488T & 1488TC

US Regulatory Approval	March 2000
Number of Devices Enrolled in Study	803
Active Devices Enrolled in Study	76
Cumulative Months of Follow-up	26,585
Insulation	Silicone
Type and/or Fixation	Active
Polarity	Bipolar
Steroid	Yes

Qualifying Complications	Qty	Rate
Failure to Capture	1	0.12%
Insulation Breach	1	0.12%
Oversensing	1	0.12%

Malfunctions	Qty	Rate
Conductor Fracture	0	0.00%
Insulation Breach	4	0.50%
Crimps, Welds & Bonds	0	0.00%
Other	0	0.00%
Extrinsic Factors	1	0.12%
<b>Total</b>	<b>5</b>	<b>0.62%</b>



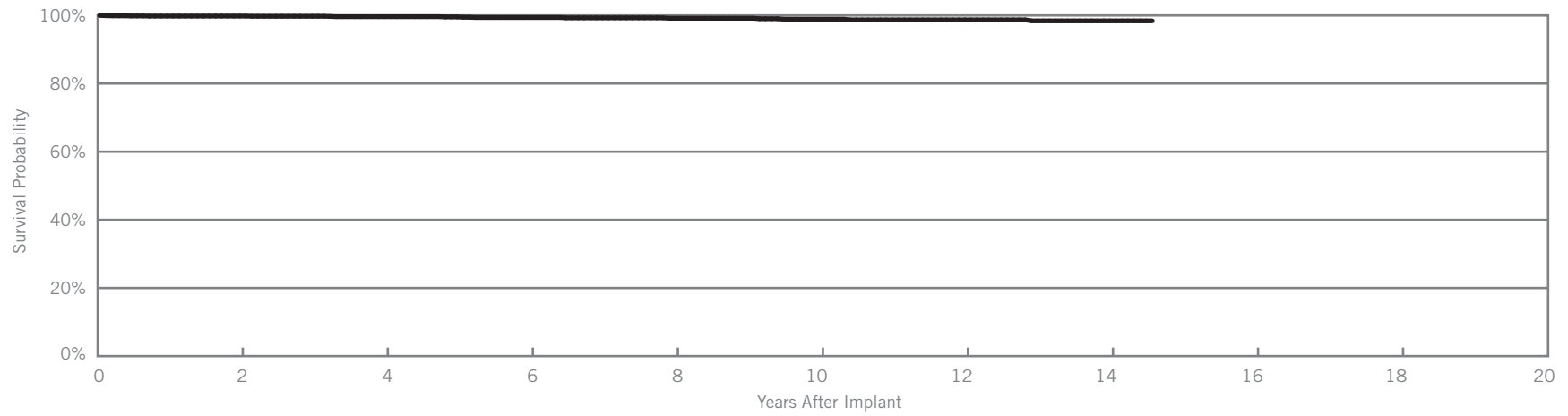
Year	1	2	3	4	5	6	at 82 months			
Survival Probability	99.85%	99.85%	99.85%	99.39%	99.39%	99.39%	97.99%			
± 1 standard error	0.15%	0.15%	0.15%	0.48%	0.48%	0.48%	1.47%			
Sample Size	730	580	400	220	120	90	50			

Customer Reported Performance Data

AV Plus™ DX

Model 1368

US Regulatory Approval	May 1999
Registered US Implants	2,818
Estimated Active US Implants	828
Insulation	Silicone
Type and/or Fixation	Passive
Atrial Polarity	Bipolar
Ventricular Polarity	Bipolar
Steroid	Yes
Number of US Advisories	None



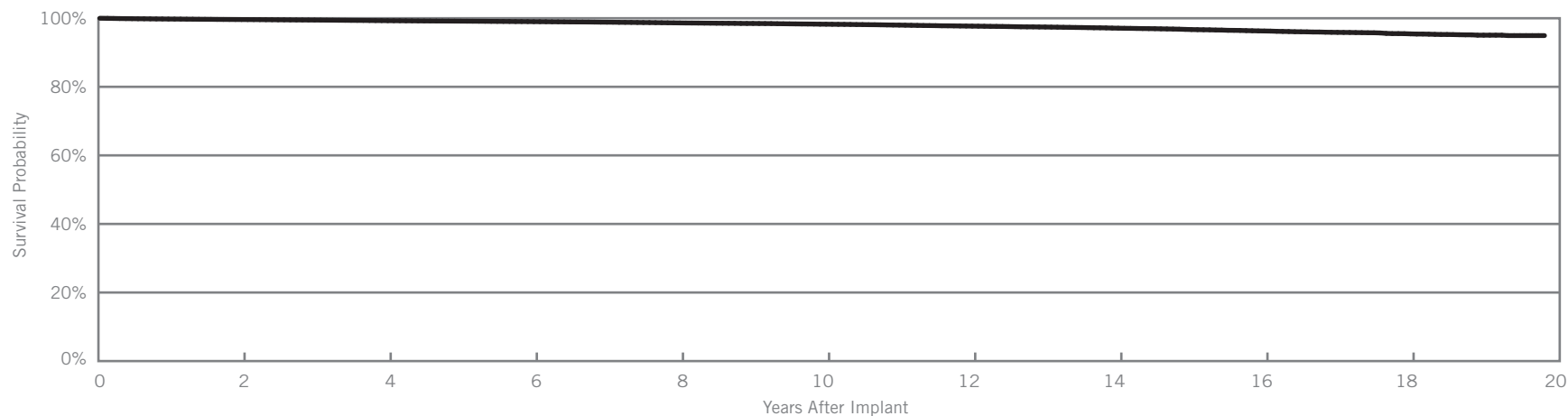
Year	2	4	6	8	10	12	14	at 175 months		
Survival Probability	99.81%	99.64%	99.40%	99.18%	98.89%	98.71%	98.41%	98.41%		
± 1 standard error	0.09%	0.13%	0.19%	0.24%	0.32%	0.37%	0.47%	0.47%		
Sample Size	2,160	1,620	1,180	880	640	440	280	200		

Customer Reported Performance Data

Tendril™ DX

Models 1388T & 1388TC

US Regulatory Approval	June 1997
Registered US Implants	266,291
Estimated Active US Implants	47,721
Insulation	Silicone
Type and/or Fixation	Active
Polarity	Bipolar
Steroid	Yes
Number of US Advisories	None



Year	2	4	6	8	10	12	14	16	18	at 238 months
Survival Probability	99.62%	99.29%	99.01%	98.64%	98.26%	97.70%	97.10%	96.28%	95.44%	94.94%
± 1 standard error	0.01%	0.02%	0.02%	0.03%	0.04%	0.05%	0.06%	0.08%	0.11%	0.20%
Sample Size	218,660	175,380	137,750	105,960	78,310	54,880	37,450	23,190	9,250	210

Actively Monitored Study Data

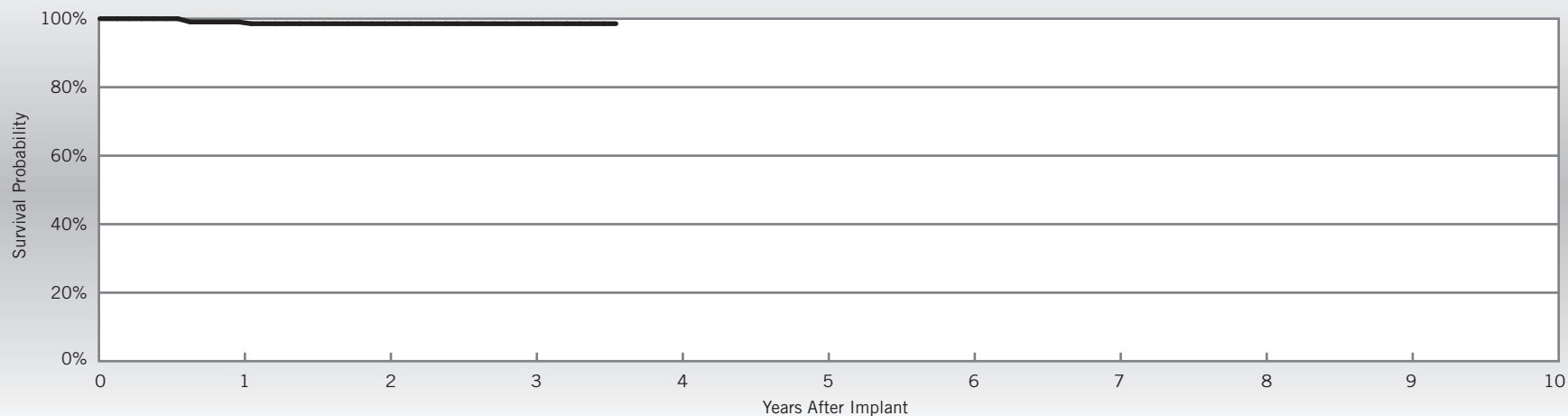
Tendril™ DX

Models 1388T & 1388TC

US Regulatory Approval	June 1997
Number of Devices Enrolled in Study	238
Active Devices Enrolled in Study	14
Cumulative Months of Follow-up	7,187
Insulation	Silicone
Type and/or Fixation	Active
Polarity	Bipolar
Steroid	Yes

Qualifying Complications	Qty	Rate
Failure to Capture	2	0.84%
Insulation Breach	1	0.42%

Malfunctions	Qty	Rate
Conductor Fracture	0	0.00%
Insulation Breach	1	0.42%
Crimps, Welds & Bonds	0	0.00%
Other	0	0.00%
Extrinsic Factors	1	0.42%
<b>Total</b>	<b>2</b>	<b>0.84%</b>



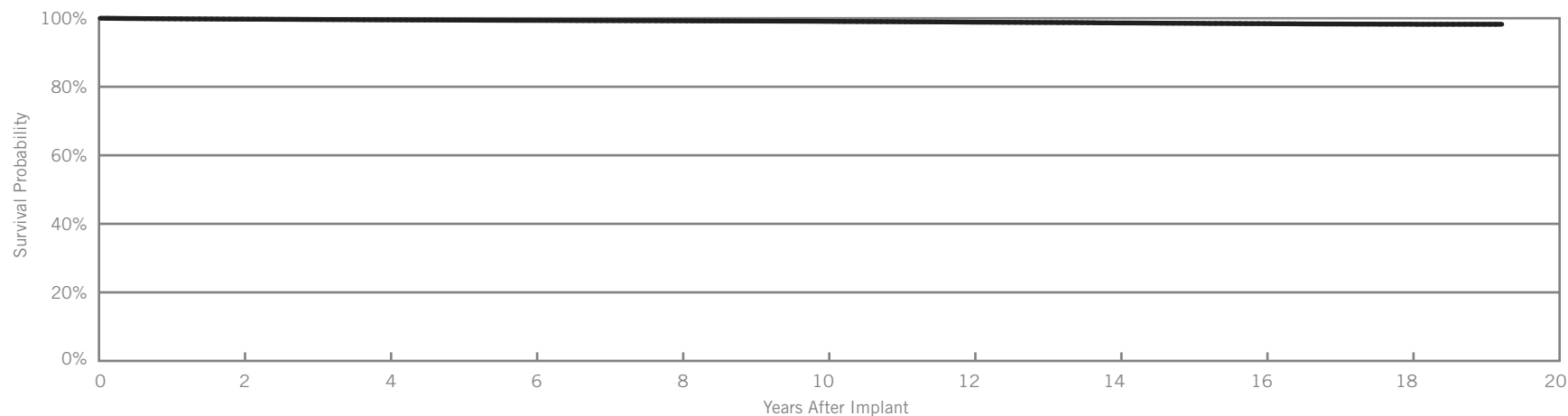
Year	1	2	3	at 43 months						
Survival Probability	99.05%	98.55%	98.55%	98.55%						
± 1 standard error	0.67%	0.83%	0.83%	0.83%						
Sample Size	220	170	110	50						

Customer Reported Performance Data

Passive Plus™ DX

Models 1336T,  
1342T & 1346T

US Regulatory Approval	(1336T) August 1999; (1342T, 1346T) January 1998
Registered US Implants	198,202
Estimated Active US Implants	37,190
Insulation	Silicone
Type and/or Fixation	Passive
Polarity	Bipolar
Steroid	Yes
Number of US Advisories	None



Year	2	4	6	8	10	12	14	16	18	at 231 months
<b>Survival Probability</b>	99.73%	99.53%	99.37%	99.25%	99.09%	98.85%	98.62%	98.42%	98.27%	98.24%
<b>± 1 standard error</b>	0.01%	0.02%	0.02%	0.02%	0.03%	0.04%	0.04%	0.05%	0.07%	0.07%
<b>Sample Size</b>	160,750	128,080	99,960	76,950	58,280	44,600	32,060	17,220	5,650	200

# SUMMARY INFORMATION

Pacing Leads

Survival Summary

Models	Family	Survival Probability									
		1 year	2 year	3 year	4 year	5 year	6 year	7 year	8 year	9 year	10 year
2088TC	Tendril™ STS	99.79%	99.63%	99.46%	99.25%	99.02%	98.74%	98.49%			
1999	OptiSense™ Optim™	99.68%	99.51%	99.37%	99.19%	99.04%	98.76%				
1944	IsoFlex™ Optim™	99.71%	99.54%	99.40%	99.26%	99.02%	98.62%	98.25%			
1948	IsoFlex™ Optim™	99.81%	99.66%	99.47%	99.20%	98.84%	98.52%	98.09%	97.17%		
1699T/TC	OptiSense™	99.81%	99.72%	99.58%	99.51%	99.32%	99.13%	98.88%	98.67%	98.46%	
1888T/TC	Tendril™ ST Optim™	99.78%	99.63%	99.44%	99.22%	98.92%	98.57%	98.14%	97.70%	97.32%	97.17%
1882T/TC	Tendril™ ST Optim™	99.72%	99.59%	99.47%	99.31%	99.08%	98.76%	98.44%	97.97%	97.50%	
1782T/TC	Tendril™	99.81%	99.70%	99.55%	99.42%	99.21%	98.99%	98.80%	98.52%	98.32%	98.16%
1788T/TC	Tendril™	99.84%	99.77%	99.68%	99.56%	99.41%	99.22%	98.93%	98.66%	98.41%	98.20%
1648T	IsoFlex™ P	99.77%	99.63%	99.33%	99.33%	99.08%	98.66%	98.35%	98.09%	97.68%	97.26%
1642T	IsoFlex™ S	99.88%	99.84%	99.78%	99.69%	99.59%	99.45%	99.23%	99.07%	98.89%	98.70%
1646T	IsoFlex™ S	99.87%	99.81%	99.71%	99.61%	99.47%	99.31%	99.08%	98.86%	98.63%	98.39%
1688T/TC	Tendril™ SDX	99.84%	99.73%	99.60%	99.46%	99.29%	99.07%	98.79%	98.46%	98.13%	97.79%
1488T/TC	Tendril™ SDX	99.82%	99.70%	99.62%	99.52%	99.40%	99.28%	99.16%	98.97%	98.76%	98.45%
1368	AV Plus™ DX	99.81%	99.81%	99.76%	99.64%	99.56%	99.40%	99.30%	99.18%	99.18%	98.89%
1388T/TC	Tendril™ + DX	99.77%	99.62%	99.47%	99.29%	99.15%	99.01%	98.85%	98.64%	98.48%	98.26%
1336T, 1342T, 1346T	Passive Plus™ DX	99.84%	99.73%	99.63%	99.53%	99.45%	99.37%	99.31%	99.25%	99.18%	99.09%

# Pacing Leads

## Acute Observation Summary

### Post Implant ≤30 Days

Models	US Regulatory Approval	Registered US Implants	Estimated Active US Implants	Cardiac Perforation		Conductor Fracture		Lead Dislodgement		Failure to Capture		Oversensing		Failure to Sense		Insulation Breach		Abnormal Pacing Impedance		Extracardiac Stimulation		Other		Total		Total Returned for Analysis
				Qty.	Rate	Qty.	Rate	Qty.	Rate	Qty.	Rate	Qty.	Rate	Qty.	Rate	Qty.	Rate	Qty.	Rate	Qty.	Rate	Qty.	Rate	Qty.	Rate	
2088TC	May-09	522,267	362,532	80	0.02%	6	<0.01%	501	0.10%	132	0.03%	39	<0.01%	18	<0.01%	11	<0.01%	28	<0.01%	3	<0.01%	94	0.02%	912	0.17%	403
1999	May-07	45,080	30,123	4	<0.01%	0	0.00%	60	0.13%	8	0.02%	5	0.01%	3	<0.01%	1	<0.01%	0	0.00%	0	0.00%	11	0.02%	92	0.20%	50
1944	Mar-08	15,549	9,572	0	0.00%	0	0.00%	63	0.41%	7	0.05%	0	0.00%	2	0.01%	0	0.00%	0	0.00%	2	0.01%	1	<0.01%	75	0.48%	42
1948	Mar-08	59,463	37,291	3	<0.01%	0	0.00%	44	0.07%	25	0.04%	1	<0.01%	2	<0.01%	4	<0.01%	1	<0.01%	2	<0.01%	5	<0.01%	87	0.15%	47
1699T/TC	May-07	22,876	10,593	1	<0.01%	0	0.00%	4	0.02%	3	0.01%	2	<0.01%	8	0.03%	0	0.00%	0	0.00%	0	0.00%	2	<0.01%	20	0.09%	16
1888T/TC	Jun-06	301,371	150,363	39	0.01%	7	<0.01%	155	0.05%	85	0.03%	16	<0.01%	14	<0.01%	7	<0.01%	9	<0.01%	5	<0.01%	40	0.01%	377	0.13%	198
1882T/TC	Jun-06	46,698	27,688	3	<0.01%	0	0.00%	43	0.09%	10	0.02%	5	0.01%	4	<0.01%	0	0.00%	1	<0.01%	0	0.00%	13	0.03%	79	0.17%	44
1782T/TC	Feb-06	16,403	7,075	6	0.04%	0	0.00%	13	0.08%	5	0.03%	0	0.00%	0	0.00%	0	0.00%	2	0.01%	1	<0.01%	2	0.01%	29	0.18%	16
1788T/TC	Feb-06	65,213	26,354	12	0.02%	1	<0.01%	31	0.05%	30	0.05%	2	<0.01%	2	<0.01%	1	<0.01%	9	0.01%	2	<0.01%	20	0.03%	110	0.17%	46
1648T	Apr-05	2,834	1,075	0	0.00%	0	0.00%	2	0.07%	2	0.07%	0	0.00%	1	0.04%	0	0.00%	0	0.00%	1	0.04%	0	0.00%	6	0.21%	1
1642T	May-02	27,106	10,213	0	0.00%	0	0.00%	49	0.18%	6	0.02%	0	0.00%	3	0.01%	0	0.00%	3	0.01%	1	<0.01%	0	0.00%	62	0.23%	39
1646T	May-02	90,326	32,467	4	<0.01%	2	<0.01%	37	0.04%	33	0.04%	0	0.00%	2	<0.01%	2	<0.01%	6	<0.01%	0	0.00%	2	<0.01%	88	0.10%	38
1688T/TC	Jun-03	485,663	208,093	81	0.02%	5	<0.01%	304	0.06%	184	0.04%	18	<0.01%	33	<0.01%	10	<0.01%	28	<0.01%	7	<0.01%	61	0.01%	731	0.15%	329

## Chronic Complication Summary

### >30 Days

Models	US Regulatory Approval	Registered US Implants	Estimated Active US Implants	Cardiac Perforation		Conductor Fracture		Lead Dislodgement		Failure to Capture		Oversensing		Failure to Sense		Insulation Breach		Abnormal Pacing Impedance		Extracardiac Stimulation		Other		Total		Total Returned for Analysis
				Qty.	Rate	Qty.	Rate	Qty.	Rate	Qty.	Rate	Qty.	Rate	Qty.	Rate	Qty.	Rate	Qty.	Rate	Qty.	Rate	Qty.	Rate	Qty.	Rate	
2088TC	May-09	522,267	362,532	42	<0.01%	142	0.03%	625	0.12%	463	0.09%	1277	0.24%	79	0.02%	135	0.03%	103	0.02%	22	<0.01%	103	0.02%	2991	0.57%	1076
1999	May-07	45,080	30,123	0	0.00%	5	0.01%	132	0.29%	40	0.09%	103	0.23%	19	0.04%	23	0.05%	8	0.02%	0	0.00%	13	0.03%	343	0.76%	144
1944	Mar-08	15,549	9,572	1	<0.01%	5	0.03%	40	0.26%	22	0.14%	36	0.23%	5	0.03%	5	0.03%	1	<0.01%	1	<0.01%	2	0.01%	118	0.76%	22
1948	Mar-08	59,463	37,291	9	0.02%	51	0.09%	55	0.09%	104	0.17%	138	0.23%	2	<0.01%	37	0.06%	27	0.05%	5	<0.01%	8	0.01%	436	0.73%	88
1699T/TC	May-07	22,876	10,593	0	0.00%	13	0.06%	48	0.21%	38	0.17%	69	0.30%	21	0.09%	4	0.02%	17	0.07%	3	0.01%	3	0.01%	216	0.94%	65
1888T/TC	Jun-06	301,371	150,363	39	0.01%	196	0.07%	492	0.16%	651	0.22%	1463	0.49%	99	0.03%	259	0.09%	189	0.06%	33	0.01%	100	0.03%	3521	1.17%	1082
1882T/TC	Jun-06	46,698	27,688	3	<0.01%	11	0.02%	118	0.25%	55	0.12%	128	0.27%	16	0.03%	30	0.06%	9	0.02%	2	<0.01%	20	0.04%	392	0.84%	135
1782T/TC	Feb-06	16,403	7,075	0	0.00%	4	0.02%	45	0.27%	38	0.23%	40	0.24%	6	0.04%	3	0.02%	14	0.09%	1	<0.01%	3	0.02%	154	0.94%	57
1788T/TC	Feb-06	65,213	26,354	7	0.01%	24	0.04%	77	0.12%	143	0.22%	155	0.24%	22	0.03%	30	0.05%	42	0.06%	7	0.01%	24	0.04%	531	0.81%	142
1648T	Apr-05	2,834	1,075	0	0.00%	4	0.14%	2	0.07%	8	0.28%	2	0.07%	1	0.04%	11	0.39%	3	0.11%	0	0.00%	3	0.11%	34	1.20%	6
1642T	May-02	27,106	10,213	0	0.00%	6	0.02%	41	0.15%	54	0.20%	31	0.11%	15	0.06%	6	0.02%	9	0.03%	2	<0.01%	2	<0.01%	166	0.61%	25
1646T	May-02	90,326	32,467	2	<0.01%	97	0.11%	35	0.04%	278	0.31%	114	0.13%	12	0.01%	39	0.04%	101	0.11%	6	<0.01%	20	0.02%	704	0.78%	93
1688T/TC	Jun-03	485,663	208,093	37	<0.01%	430	0.09%	506	0.10%	1208	0.25%	1272	0.26%	125	0.03%	201	0.04%	493	0.10%	37	<0.01%	141	0.03%	4450	0.92%	1216

Definitions of observations and complications can be found on [pages 8-9](#).



## U.S. Malfunction Summary

Models	Registered US Implants	Percent Returned for Analysis	Conductor Fracture		Insulation Breach		Crimps, Welds & Bonds		Other		Extrinsic Factors		Total	
			Qty.	Rate	Qty.	Rate	Qty.	Rate	Qty.	Rate	Qty.	Rate	Qty.	Rate
2088TC	522,267	2.60%	33	<0.01%	432	0.08%	0	0.00%	26	<0.01%	792	0.15%	<b>1283</b>	<b>0.25%</b>
1999	45,080	3.00%	5	0.01%	30	0.07%	0	0.00%	6	0.01%	125	0.28%	<b>166</b>	<b>0.37%</b>
1944	15,549	3.90%	0	0.00%	7	0.05%	0	0.00%	1	<0.01%	19	0.12%	<b>27</b>	<b>0.17%</b>
1948	59,463	2.60%	10	0.02%	52	0.09%	0	0.00%	1	<0.01%	60	0.10%	<b>123</b>	<b>0.21%</b>
1699T/TC	22,876	4.30%	13	0.06%	26	0.11%	0	0.00%	0	0.00%	51	0.22%	<b>90</b>	<b>0.39%</b>
1888T/TC	301,371	3.60%	36	0.01%	649	0.22%	1	<0.01%	12	<0.01%	739	0.25%	<b>1437</b>	<b>0.48%</b>
1882T/TC	46,698	3.00%	2	<0.01%	49	0.10%	0	0.00%	3	<0.01%	114	0.24%	<b>168</b>	<b>0.36%</b>
1782T/TC	16,403	4.40%	1	<0.01%	26	0.16%	0	0.00%	0	0.00%	48	0.29%	<b>75</b>	<b>0.46%</b>
1788T/TC	65,213	4.70%	8	0.01%	104	0.16%	1	<0.01%	1	<0.01%	99	0.15%	<b>213</b>	<b>0.33%</b>
1648T	2,834	5.50%	0	0.00%	11	0.39%	0	0.00%	2	0.07%	5	0.18%	<b>18</b>	<b>0.64%</b>
1642T	27,106	4.20%	0	0.00%	19	0.07%	1	<0.01%	2	<0.01%	18	0.07%	<b>40</b>	<b>0.15%</b>
1646T	90,326	4.10%	21	0.02%	53	0.06%	0	0.00%	6	<0.01%	63	0.07%	<b>143</b>	<b>0.16%</b>
1688T/TC	485,663	4.10%	199	0.04%	758	0.16%	2	<0.01%	17	<0.01%	708	0.15%	<b>1684</b>	<b>0.35%</b>
1488T/TC	270,799	4.20%	157	0.06%	273	0.10%	5	<0.01%	3	<0.01%	352	0.13%	<b>790</b>	<b>0.29%</b>

## Worldwide Malfunction Summary

Models	Worldwide Sales	Percent Returned for Analysis	Conductor Fracture		Insulation Breach		Crimps, Welds & Bonds		Other		Extrinsic Factors		Total	
			Qty.	Rate	Qty.	Rate	Qty.	Rate	Qty.	Rate	Qty.	Rate	Qty.	Rate
1200M	250,717	0.4%	18	0.01%	12	<0.01%	0	0.00%	7	<0.01%	76	0.03%	<b>113</b>	<b>0.05%</b>
2088TC	1,255,184	1.3%	48	<0.01%	516	0.04%	0	0.00%	61	<0.01%	1044	0.08%	<b>1669</b>	<b>0.13%</b>
1888T/TC	1,061,275	1.3%	56	0.01%	808	0.08%	1	<0.01%	31	<0.01%	1076	0.10%	<b>1972</b>	<b>0.19%</b>

Definitions of malfunction categories can be found on [pages 10-11](#).

## Actively Monitored Study Data Summary

### Qualifying Complications

Models	Number of Devices Enrolled	Active Devices Enrolled	Cumulative Months of Follow-Up	Abnormal Pacing Impedance		Cardiac Perforation		Conductor Fracture		Extracardiac Stimulation		Failure to Capture		Failure to Sense		Insulation Breach		Lead Dislodgement		Oversensing		Pericardial Effusion		Skin Erosion		Total	
				Qty.	Rate	Qty.	Rate	Qty.	Rate	Qty.	Rate	Qty.	Rate	Qty.	Rate	Qty.	Rate	Qty.	Rate	Qty.	Rate	Qty.	Rate	Qty.	Rate	Qty.	Rate
2088	3,816	1,995	174,152	1	0.03%	1	0.03%	2	0.05%	1	0.03%	4	0.10%	1	0.03%	6	0.16%	14	0.37%	8	0.21%	1	0.03%	0	0.00%	39	1.02%
1999	863	450	37,033	1	0.12%	0	0.00%	1	0.12%	0	0.00%	0	0.00%	2	0.23%	1	0.12%	10	1.16%	1	0.12%	0	0.00%	0	0.00%	16	1.85%
1944	104	31	5,370	0	0.00%	0	0.00%	0	0.00%	0	0.00%	0	0.00%	0	0.00%	0	0.00%	1	0.96%	0	0.00%	0	0.00%	0	0.00%	1	0.96%
1948	766	222	32,127	0	0.00%	0	0.00%	0	0.00%	0	0.00%	1	0.13%	0	0.00%	1	0.13%	2	0.26%	0	0.00%	0	0.00%	0	0.00%	4	0.52%
1699T/TC	1,452	366	67,634	1	0.07%	0	0.00%	2	0.14%	0	0.00%	5	0.34%	0	0.00%	1	0.07%	8	0.55%	1	0.07%	0	0.00%	0	0.00%	18	1.24%
1888T/TC	14,507	5,044	781,027	6	0.04%	2	0.01%	6	0.04%	4	0.03%	20	0.14%	4	0.03%	25	0.17%	57	0.39%	16	0.11%	0	0.00%	1	<0.01%	141	0.97%
1882T/TC	689	265	36,407	0	0.00%	0	0.00%	0	0.00%	1	0.15%	1	0.15%	0	0.00%	0	0.00%	2	0.29%	1	0.15%	0	0.00%	1	0.15%	6	0.87%
1782T/TC	165	19	5,639	0	0.00%	0	0.00%	0	0.00%	0	0.00%	0	0.00%	0	0.00%	0	0.00%	0	0.00%	1	0.61%	0	0.00%	0	0.00%	1	0.61%
1788T/TC	363	65	12,323	0	0.00%	0	0.00%	0	0.00%	1	0.28%	0	0.00%	0	0.00%	0	0.00%	3	0.83%	0	0.00%	0	0.00%	0	0.00%	4	1.10%
1646T	641	3	15,755	0	0.00%	0	0.00%	0	0.00%	0	0.00%	2	0.31%	0	0.00%	0	0.00%	1	0.16%	0	0.00%	0	0.00%	0	0.00%	3	0.47%
1688T/TC	2,641	474	88,261	4	0.15%	0	0.00%	2	0.08%	0	0.00%	3	0.11%	0	0.00%	3	0.11%	5	0.19%	2	0.08%	1	0.04%	0	0.00%	20	0.76%
1488T/TC	803	76	26,585	0	0.00%	0	0.00%	0	0.00%	0	0.00%	1	0.12%	0	0.00%	1	0.12%	0	0.00%	1	0.12%	0	0.00%	0	0.00%	3	0.37%
1388T/TC	238	14	7,187	0	0.00%	0	0.00%	0	0.00%	0	0.00%	2	0.84%	0	0.00%	1	0.42%	0	0.00%	0	0.00%	0	0.00%	0	0.00%	3	1.26%

### Malfunction Summary

Models	Number of Devices Enrolled	Percent Returned for Analysis	Conductor Fracture		Insulation Breach		Crimps, Welds & Bonds		Other		Extrinsic Factors		Total	
			Qty.	Rate	Qty.	Rate	Qty.	Rate	Qty.	Rate	Qty.	Rate	Qty.	Rate
2088	3,816	3.70%	1	0.03%	12	0.31%	0	0.00%	0	0.00%	11	0.29%	24	0.63%
1999	863	5.00%	0	0.00%	3	0.35%	0	0.00%	0	0.00%	8	0.93%	11	1.27%
1944	104	1.90%	0	0.00%	0	0.00%	0	0.00%	0	0.00%	0	0.00%	0	0.00%
1948	766	3.40%	0	0.00%	4	0.52%	0	0.00%	0	0.00%	1	0.13%	5	0.65%
1699T/TC	1,452	2.80%	0	0.00%	2	0.14%	0	0.00%	0	0.00%	5	0.34%	7	0.48%
1888T/TC	14,507	3.10%	3	0.02%	22	0.15%	0	0.00%	0	0.00%	35	0.24%	60	0.41%
1882T/TC	689	3.60%	0	0.00%	2	0.29%	0	0.00%	0	0.00%	0	0.00%	2	0.29%
1782T/TC	165	3.00%	0	0.00%	1	0.61%	0	0.00%	0	0.00%	0	0.00%	1	0.61%
1788T/TC	363	1.90%	0	0.00%	0	0.00%	0	0.00%	0	0.00%	0	0.00%	0	0.00%
1646T	641	1.20%	0	0.00%	0	0.00%	0	0.00%	0	0.00%	0	0.00%	0	0.00%
1688T/TC	2,641	4.80%	1	0.04%	5	0.19%	0	0.00%	0	0.00%	5	0.19%	11	0.42%
1488T/TC	803	3.40%	0	0.00%	4	0.50%	0	0.00%	0	0.00%	1	0.12%	5	0.62%
1388T/TC	238	2.50%	0	0.00%	1	0.42%	0	0.00%	0	0.00%	1	0.42%	2	0.84%

A list of complications can be found on [page 15](#).

Definitions of malfunction categories can be found on [pages 10-11](#).



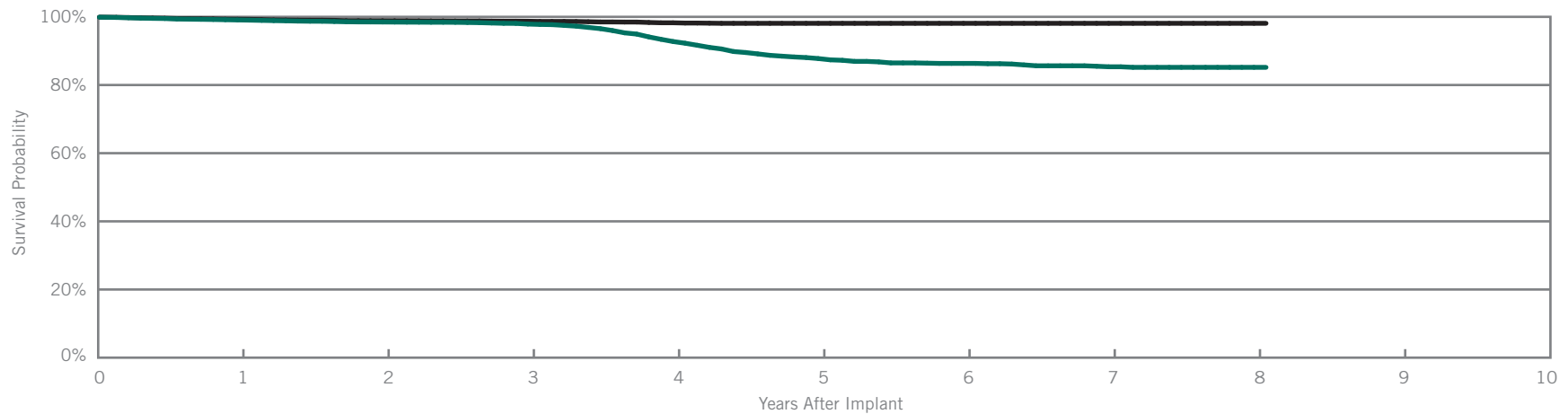
## Customer Reported Performance Data

SJM Confirm™

Model DM2100

US Regulatory Approval	August 2008
Registered US Implants	18,682
Estimated Active US Implants	7,930
Estimated Longevity	3 Years*
Normal Battery Depletion	300
Number of US Advisories (see pg. 326)	One

	Malfunctions	
	Qty	Rate
Electrical Component	14	0.07%
Electrical Interconnect	1	<0.01%
Battery	20	0.11%
Software/Firmware	10	0.05%
Mechanical	0	0.00%
Possible Early Battery Depletion	8	0.04%
Other	39	0.21%
<b>Total</b>	<b>92</b>	<b>0.49%</b>



### Including Normal Battery Depletion

Year	1	2	3	4	5	6	7	8	at 97 months
Survival Probability	99.09%	98.48%	97.88%	92.76%	87.76%	86.34%	85.35%	85.18%	85.18%
± 1 standard error	0.07%	0.10%	0.12%	0.27%	0.40%	0.45%	0.49%	0.51%	0.51%
Sample Size	16,310	12,700	10,080	7,190	4,620	2,860	1,630	670	230

### Excluding Normal Battery Depletion

Year	1	2	3	4	5	6	7	8	at 97 months
Survival Probability	99.30%	98.88%	98.72%	98.26%	98.10%	98.10%	98.10%	98.10%	98.10%
± 1 standard error	0.06%	0.09%	0.09%	0.12%	0.14%	0.14%	0.14%	0.14%	0.14%

\*After 12 month shelf-life.



## Implantable Cardiac Monitors (ICMs)

### Survival Summary

#### Including Normal Battery Depletion

Models	Family	Survival Probability									
		1 year	2 year	3 year	4 year	5 year	6 year	7 year	8 year	9 year	10 year
DM2100	SJM Confirm™	99.09%	98.48%	97.88%	92.76%	87.76%	86.34%	85.35%	85.18%		

#### Excluding Normal Battery Depletion

Models	Family	Survival Probability									
		1 year	2 year	3 year	4 year	5 year	6 year	7 year	8 year	9 year	10 year
DM2100	SJM Confirm™	99.30%	98.88%	98.72%	98.26%	98.10%	98.10%	98.10%	98.10%		

### U.S. Malfunction Summary

Models	Family	Registered US Implants	Percent Returned for Analysis	Malfunctions															
				Electrical Component		Electrical Interconnect		Battery		Software/Firmware		Mechanical		Possible Early Battery Depletion		Other		Total	
				Qty.	Rate	Qty.	Rate	Qty.	Rate	Qty.	Rate	Qty.	Rate	Qty.	Rate	Qty.	Rate	Qty.	Rate
DM2100	SJM Confirm™	18,682	16.70%	14	0.07%	1	<0.01%	20	0.11%	10	0.05%	0	0.00%	8	0.04%	39	0.21%	92	0.49%

Definitions of malfunction categories can be found on [pages 6-7](#).

# FOCUS ON CLINICAL PERFORMANCE

## ICD Premature Battery Depletion Advisory Update

Since the original October 11, 2016 communication St. Jude Medical and our Medical Advisory Board have continued to analyze and review performance data from the affected device population. The rates reported below summarize performance data through February 28, 2017.

Importantly, the information contained in this notice has not altered our previously-communicated patient management recommendations. This information is designed to keep you informed of ongoing analysis of products returned to the company and does not change what we have previously communicated around this issue or how you have approached the management of your patients impacted by our field advisory.

### Rates

The table below summarizes the updated worldwide experience for the affected devices that were returned for product analysis due to premature battery depletion. We have included both confirmed and unconfirmed shorts in the rate table below to help you assess the risk to your patients. The table includes both the updated data and data from the original communication.

#### Updated (through February 28, 2017)

<b>Worldwide Patient Impact</b>	<b>Number / Rate Original October 11, 2016</b>	<b>Number / Rate Through February 28, 2017</b>
No Impact Reported/Additional Surgery Only*	792 / 0.20%	1009 / 0.25%
Loss of Pacing – Minor (Dizziness)	37 / <0.01%	44 / 0.01%
Loss of Pacing – Major (Syncope)	10 / <0.01%	11 / <0.01%
Loss of Defibrillation – Emergency	0 / 0%	1 / <0.01%
Loss of Defibrillation – Death	2 / <0.01%	2 / <0.01%
Grand Total	841 / 0.21%	1067 / 0.27%
<b>Total Units Sold</b>	<b>398,740</b>	

\*All impacts in this table were related to a replacement surgery, as the data is from units explanted and returned for analysis. The category “ No Impact Reported/ Additional Surgery Only” means there was no associated report of patient symptoms in addition to the replacement of the unit with a depleted battery.



# FOCUS ON CLINICAL PERFORMANCE

## Elective Replacement Interval (ERI) and End of Life (EOL) Analysis Update

### Worldwide ERI to EOL Impact Table:

The following table represents the analysis results of the time interval between ERI and EOL for devices returned to St. Jude Medical for analysis where premature battery depletion was determined, no electronic or other assignable cause was found, battery testing found Lithium clusters and the battery voltage was sufficient to allow retrieval of device diagnostics data. Of the 1,067 units returned to St. Jude Medical as of the date of analysis, 566 units met the above criteria.

<b>ERI to EOL Duration</b> (for Returned Units With Lithium Cluster PBD and Device Retrievable Data)**	<b>Number of Units</b>
ERI detected, patient alert delivered	552 / 97.5%
<= 1 day; patient notifier alert was triggered	99
>1 and <= 10 days patient notifier alert was triggered	120
>10 and <= 30 days patient notifier alert was triggered	65
>30 days; patient notifier alert was triggered	28
Above EOL, therefore ERI to EOL duration not applicable; patient notifier alert was triggered if ERI was reached	240
ERI not detected, patient alert was not delivered, but below ERI threshold of 2.59V	14 / 2.5%
<hr/>	
Total Number of Units	566
Total Units Sold	398,740

\*\*Our intent is to provide these data to help explain the statement “battery depletion can occur in these devices within a day to a few weeks, which may result in the inability to deliver therapy” in the original field advisory notification.

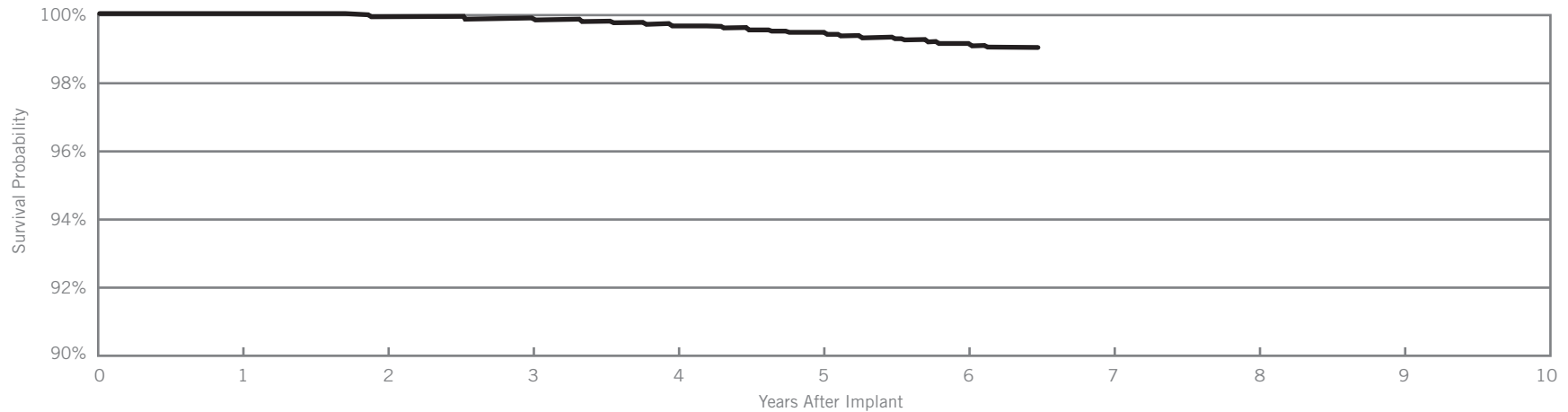
These data are provided for information only and should not be used to make specific patient management decisions that would depart from recommendations previously communicated by the company. The patient management recommendations in the original advisory letter remain applicable.

The number of units in each of the groups above is not a predictor of future performance of a specific unit currently implanted.

# FOCUS ON CLINICAL PERFORMANCE

## Estimated Performance of Affected Fortify™, Fortify Assura™, Quadra Assura™, Unify™, Unify Assura™ and Unify Quadra™ Devices

**Six-year combined Kaplan-Meier (KM) survival curve of freedom from premature battery depletion associated with Li deposits in affected US device population**



Year	1	2	3	4	5	6	at 78 months			
<b>Survival Probability</b>	99.999%	99.978%	99.887%	99.702%	99.472%	99.156%	99.089%			
<b>Sample Size</b>	~222,000	~185,000	~136,000	~92,000	~54,000	~18,000	~5,500			

### Survival Calculation General Methods

Internal modeling based on an analysis of field returns related to premature battery depletions associated with lithium clusters.

Updated with data through February 2017.

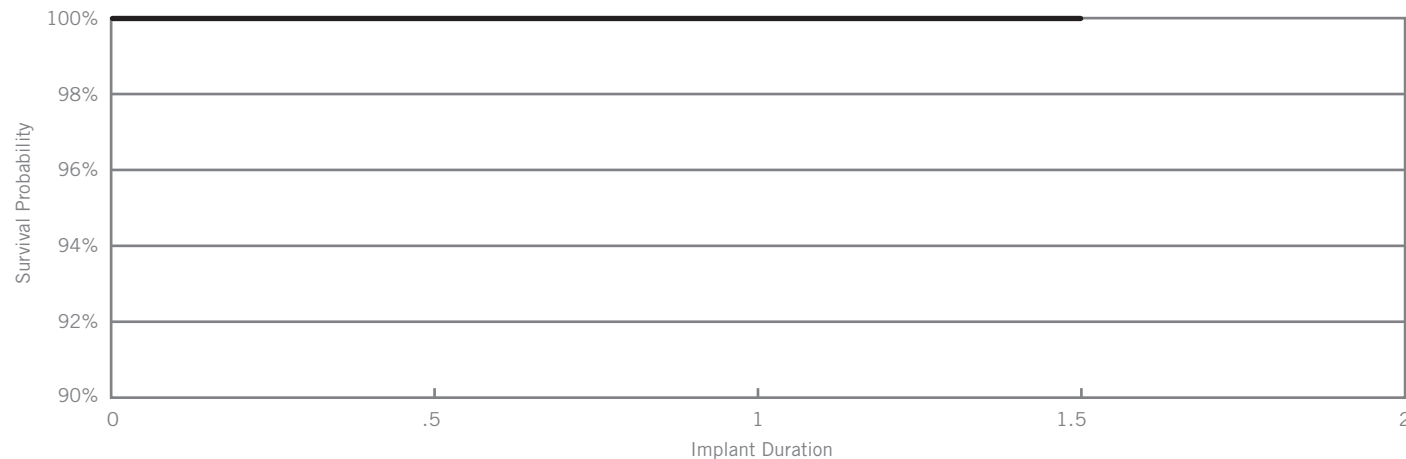
# FOCUS ON CLINICAL PERFORMANCE

## Non-Advisory Population Update

Fortify™, Fortify Assura™, Quadra Assura™, Quadra Assura MP™, Unify™, Unify Assura™ and Unify Quadra™ Devices manufactured after May 23, 2015 were built with an improved battery design with additional insulation and thus not included in the advisory population. Through February 2017 there have been zero (N=0) occurrences, worldwide, of premature depletion due to Li clusters with the improved design.

In the US there have been ~ 64,000 implanted devices with the improved battery design with no occurrences of premature depletion associated with Li clusters. Of the implanted US population, ~30% (or ~18,000) have exceeded 1 year of implant duration and ~4% (or ~2,500) have exceeded 1.5 years of implant duration with no occurrences of premature depletion due to Li clusters.

**Survival Plot for Non-Advisory Population  
Kaplan-Meier Method  
Censoring for Non-Advisory Population with Cluster**



### Unify/Fortify/Assura (Non-Advisory Population)

Year	.5	1	1.5
Survival Probability	100%	100%	100%
Sample Size	~36,000	~18,000	~2,500

## Update on Riata™ Lead Performance

### Registry and Post-Market Studies

Prospective, monitored registries continue to provide the best data to support clinical decision making. St. Jude Medical initiated the Riata Lead Evaluation Study (RLES), which began in December 2011 and has enrolled 782 patients with Riata leads at sites in U.S., Canada and Japan. Phase I of the study involved enrollment, collection of patient information, thorough (3 angle) cinefluoroscopic imaging, and adjudication of cinefluoroscopic data by experienced, independent electrophysiologists for the presence of externalized conductors. U.S., Canadian, and Japanese data from Phase I were first reported by St. Jude Medical in the November 2012 Product Performance Report 2nd Edition. RLES data was subsequently presented at the 2013 and 2014 Heart Rhythm Society Scientific Sessions and detailed in a peer-reviewed manuscript.<sup>1,2,3</sup>

In 2013, St. Jude Medical expanded the RLES to include Durata™ and Quicksite™/Quickflex™ leads and to increase the quantity of Riata™ and Riata™ ST leads. The expanded study, known as the “St. Jude Medical Cardiac Lead Assessment Study” (CLAS), began enrollment in February 2013 to ensure at least 500 leads in each of the following lead families: Riata, Riata ST, Durata and Quicksite/Quickflex. Under the new CLAS protocol, patients will be followed every six months for three years and cinefluoroscopy will be done at the enrollment, 1-year, 2-year and 3-year follow-up visits. The main objective of the study is to determine the prevalence and incidence of lead compromise evidenced by imaging (includes externalized conductors and other visual lead anomalies) and electrical dysfunction in Riata, Riata ST, Quicksite/Quickflex and Durata leads. All images were adjudicated by an independent panel of experienced electrophysiologists for determining the presence of externalized conductors. Additionally, upon occurrence of a lead revision during follow-up, another physician panel determined whether electrical dysfunction had occurred based upon predefined criteria.<sup>4</sup> Enrollment now complete for CLAS. The following summaries for Riata/Riata ST and QuickSite/QuickFlex leads represent all data collected as of February 28, 2017. The Durata leads CLAS summary is available on page 301.

<sup>1</sup> David Hayes, Roger Freedman, Mark Niebauer, Vance Plumb, Jay Dinerman, Scott Beau, Anne Curtis, *Incidence of New Externalized Conductors and Electrical Dysfunction in Riata and Riata ST Silicone ICD Leads: 1 year Results from a Prospective, Multicenter Study*, Heart Rhythm Society's Annual Scientific Sessions, San Francisco, CA, May 8, 2014.

<sup>2</sup> David Hayes, Roger Freedman, Anne Curtis, Mark Niebauer, G. Neal Kay, Jay Dinerman, Scott Beau, Wilson Wong, *Prevalence of Externalized Conductors in Riata and Riata ST Silicone ICD Leads: Results from a Prospective, Multicenter Study*, Heart Rhythm Society's Annual Scientific Sessions, Denver, CO, May 9, 2013.

<sup>3</sup> David Hayes, Roger Freedman, Anne B. Curtis, Mark Niebauer, G. Neal Kay, Jay Dinerman, Scott Beau, *Prevalence of Externalized Conductors in Riata and Riata ST Silicone Leads: Results from the Prospective, Multicenter, Riata Lead Evaluation Study*, *Heart Rhythm*, Vol. 10, Issue 12, Pages 1778-1782, December 2013.

<sup>4</sup> Electrical dysfunction is defined as a lead that exhibits at least one of the following criteria: 1) Presence of non-physiologic noise not due to external interference. 2) Rise in pace/sense (p/s) conductor impedance to  $> 2000 \Omega$  or increase of more than  $200 \Omega$  over previous 6 months or increase of  $400 \Omega$  over any period of time. 3) Decrease of more than  $200 \Omega$  over previous 6 months or to impedance  $< 200 \Omega$  from baseline impedance  $> 300 \Omega$  or decrease of  $400 \Omega$  over any period of time. 4) Change in any high voltage coil impedance of  $> 25 \Omega$  or to  $> 125 \Omega$  or  $< 20 \Omega$ . 5) A capture threshold  $> 5 V$  or an increase of  $> 2 V$  from baseline (all measurements) of  $< 1 V$ .

# FOCUS ON CLINICAL PERFORMANCE

**Riata™/Riata™ ST CLAS Summary (as of February 28, 2017):** A total of 776 patients with Riata/Riata ST silicone leads across 23 centers (8F/7F= 66.6%/33.4%) were analyzed at enrollment. The prevalence of externalized conductors (EC) at enrollment was significantly lower in 7F Riata ST leads compared to 8F Riata leads (9.3% vs. 24.0%,  $p < 0.0001$ ). A total of 548 patients (71%) completed at least 1 year of follow-up with fluoroscopic evaluation. The incidence of new EC during the first year of follow-up in the study was 1.7% (3/177) in 7F leads and 4.3% (12/280) in 8F leads ( $p = 0.13$ ). A total of 434 patients (56%) completed at least 2 years of follow-up with fluoroscopic evaluation. The incidence of new EC during the second year of follow-up in the study was 2.1% (3/140) in 7F leads and 8.0% (17/212) in 8F leads ( $p = 0.02$ ). A total of 346 patients (45%) completed at least 3 years of follow-up with fluoroscopic evaluation. The incidence of new EC during the third year of follow-up in the study was 0.8% (1/118) in 7F leads and 7.8% (12/154) in 8F leads ( $p = 0.008$ ). A total of 28 leads (10 with EC, 18 without EC) were identified as having electrical dysfunction. The electrical failure rate is 5.0% (10/196) in leads with EC and 3.0% (18/580) in leads without EC; the difference is not statistically significant at  $p = 0.19$ . All pending fluoroscopy data has been adjudicated and the minimum enrollment of Riata/Riata ST leads has been met in the Cardiac Lead Assessment Study.

**QuickSite™/QuickFlex™ CLAS Summary (as of February 28, 2017):** A total of 716 patients implanted with QuickSite/QuickFlex Left Ventricular CRT leads at 43 centers underwent fluoroscopic evaluation. These include 102 leads implanted in 2006, 125 leads in 2007, 151 leads in 2008, 207 leads in 2009, and 131 leads in 2010, with an implant duration of  $5.2 \pm 1.5$  years (mean  $\pm$  stdev; median = 5.3 years; IQR = 4.2 to 6.0 years) at enrollment. The prevalence of externalized conductors at enrollment was 1.4% (10/716). A total of 505 patients (71%) completed at least 1 year of follow-up with fluoroscopic evaluation. The incidence of new EC at 1 year of follow-up was 3.2% (16/497). A total of 357 patients (50%) completed at least 2 years of follow-up with fluoroscopic evaluation. The incidence of new EC at 2 years of follow-up was 1.2% (4/342). A total of 195 patients (27%) completed at least 3 years of follow-up with fluoroscopic evaluation. There was no incidence of new EC at 3 years of follow-up. A total of 2 leads were identified as having electrical dysfunction. Neither of these 2 leads exhibited externalized conductors. All pending fluoroscopy data has been adjudicated and the minimum enrollment of QuickSite/QuickFlex leads has been met in the Cardiac Lead Assessment Study.

## Customer Reported Performance Data

St. Jude Medical understands that the passive system of complaint reporting and returned product analysis results in under-reporting and hence underestimates the true failure rate associated with any given failure mechanism. This is especially true for externalized conductors since most manifest as visual anomalies only with normal electrical performance. While acknowledging these limitations, St. Jude Medical provides externalized conductor rates from the passive data system to maintain continuity with previously published data and to provide full disclosure of the data available to St. Jude Medical. As of February 28, 2017, there were

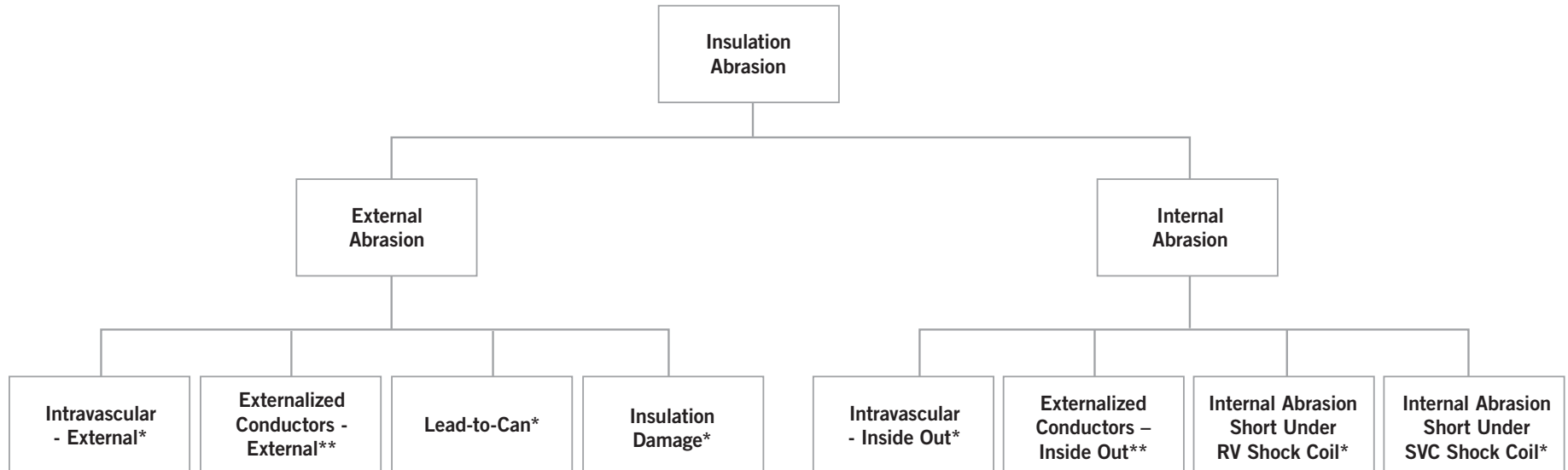
# FOCUS ON CLINICAL PERFORMANCE

5,756 cases of externalized conductors reported to St. Jude Medical worldwide on Riata™ (8F) and Riata™ ST (7F) silicone defibrillation leads, equating to a 3.11% (4,847/156,000) incidence rate for Riata (8F) and 1.29% (909/70,600) for Riata ST (7F) leads. Of these 5,756 leads, 4,292 were not returned and 1,464 were returned for analysis.

As with any lead, there are failure mechanisms other than externalized conductors which result from insulation abrasion. Historically, the rate of all-cause insulation abrasion failures has been reported in the range of 3 to 10% (Kleemann et al., Annual Rate of Transvenous Defibrillation Lead Defects in Implantable Cardioverter Defibrillators over a Period > 10 years, Circulation 2007; 115:2474-2480). The most common form of insulation abrasion has been lead-to-can abrasion occurring in the pocket area. Externalization of conductors is another manifestation of insulation abrasion. It is most commonly caused by a mechanism referred to as inside-out abrasion, where the conductor cables become visible outside the insulation body. Approximately 86% of confirmed externalized conductors from product returns analysis are caused by inside-out abrasion, while 14% result from external sources of abrasion.

A flow diagram depicting specific insulation abrasion failure mechanisms for Riata™ and Riata™ ST silicone leads is shown in the following figure.

**Flow Diagram of Insulation Abrasion Types and Failure Mechanisms**



\*Determined by returned product analysis.

\*\*Includes cases determined by returned product analysis as well as cases identified only by fluoroscopy or visualization of explanted leads.

# FOCUS ON CLINICAL PERFORMANCE

Definitions of the failure mechanisms are provided below:

- **External Abrasion:** Abrasion resulting from direct contact with an implanted device (e.g., pulse generator can, another lead), calcified anatomy, or anatomical structure that results in an outer insulation breach.
- **Internal Abrasion:** “Inside-out” abrasion between a lead conductor and the outer insulation that results in an insulation breach.
- **Intravascular Abrasion - External:** Direct contact with a foreign body (e.g., another lead), calcified anatomy, or cardiac structure within the vascular system or the heart that results in an outer insulation breach. The nature of the breach does not result in the conductors becoming visible outside the lead body. Determined by returned product analysis.
- **Externalized Conductors – External Source of Abrasion:** Direct contact with a foreign body (e.g., another lead), calcified anatomy, or cardiac structure within the vascular system or the heart that results in an outer insulation breach and the normally contained conductors becoming visible outside the lead body. Includes cases determined by returned product analysis as well as cases identified only by fluoroscopy or visualization of explanted leads. For those cases not returned, the assignment of an external source of abrasion is based on the fraction of externalized conductor cases identified by returned product analysis as external.
- **Lead-to-Can Abrasion:** Direct contact between the lead and the can (i.e. pacemaker, ICD, or CRT-D) that results in an outer insulation breach. Determined by returned product analysis.
- **Insulation Damage:** Insulation breaches that result from external mechanisms, including clavicular crush and outside-in abrasion by lead conductors. Determined by returned product analysis.
- **Intravascular Abrasion – Inside Out:** “Inside-out” abrasion between a lead conductor and the outer insulation within the vascular system or the heart that results in an outer insulation breach. The nature of the breach does not result in the conductors becoming visible outside the lead body. Determined by returned product analysis.
- **Externalized Conductors – Inside-Out:** Outward abrasion of conductors that results in an outer insulation breach within the vascular system or heart and the normally contained conductors becoming visible outside the lead body. Includes cases determined by returned product analysis as well as cases identified only by fluoroscopy or visualization of explanted leads. For those cases not returned, the assignment of an inside-out source of abrasion is based on the fraction of externalized conductor cases identified by returned product analysis as inside-out.
- **Internal Abrasion Short under RV Shock Coil:** Outward abrasion of the conductor cables under the RV shock coil that results in breaches of the outermost silicone insulation and the ETFE cable insulator, allowing the exposed metal surface of the conductor cables to make direct contact with, and potentially short against, the overlying RV shock coil. Determined by returned product analysis.

# FOCUS ON CLINICAL PERFORMANCE

- Internal Abrasion Short under SVC Shock Coil:** Outward abrasion of the conductor cables under the SVC shock coil that results in breaches of the outermost silicone insulation and the ETFE cable insulator, allowing the exposed metal surface of the conductor cables to make direct contact with, and potentially short against, the overlying SVC shock coil. Determined by returned product analysis.

The table below summarizes the incidence of insulation abrasion failure mechanisms confirmed by returns analysis of Riata™ and Riata™ ST leads. Approximately 13,500 Riata and Riata ST leads have been returned for analysis worldwide through February 28, 2017. Returned leads may exhibit more than one failure mechanism; hence the incidence rates presented in the table are not mutually exclusive. Note that the rates for externalized conductors also include visual-only observations that have been reported for leads remaining implanted.

**Riata™ (8F) and Riata™ ST (7F) Lead Insulation Abrasion Failure Mechanisms from Complaints and Returns**

<b>Insulation Failure Mechanism</b>	<b>Abrasion Type</b>	<b>Riata (8F) Worldwide (WW) Incidence Rate (WW Sales = 156,100)</b>	<b>Riata ST (7F) Worldwide (WW) Incidence Rate (WW Sales = 70,600)</b>
Intravascular – External*	External Abrasion	0.48%	0.49%
Externalized Conductors – External**	External Abrasion	0.42%	0.21%
Lead-to-Can*	External Abrasion	0.91%	0.83%
Insulation Damage*	External Abrasion	0.11%	0.06%
Intravascular - Inside Out*	Internal Abrasion	0.54%	0.35%
Externalized Conductors - Inside Out**	Internal Abrasion	2.70%	1.08%
Internal Abrasion Short Under RV Shock Coil*	Internal Abrasion	0.11%	0.04%
Internal Abrasion Short Under SVC Shock Coil*	Internal Abrasion	0.10%	0.018%

\*Determined by returned product analysis.

\*\*Includes cases determined by returned product analysis as well as cases identified only by fluoroscopy or visualization of explanted leads.



## Update on Durata™ Lead Performance

### Registry and Post-Market Studies

The safety and reliability of our Durata™ high voltage leads is supported by robust post-market surveillance monitoring. Data are collected on case report forms at each scheduled and unscheduled patient visit with additional information documented for any adverse event. We also employ a dedicated field monitoring organization to ensure that the data from the clinical site are accurately and completely submitted. Because of the size and scope of these actively monitored registries, they represent the true commercial experience with our current generation high voltage leads.

As described on page 296, the Durata lead family was added to the CLAS registry study in 2013 to determine the prevalence and incidence of lead compromise evidenced by imaging (includes externalized conductors and other visual lead anomalies) and electrical dysfunction. As of February 28, 2017, a total of 970 patients implanted with Durata leads at 42 centers underwent fluoroscopic evaluation. These include 283 leads implanted in 2008, 410 leads in 2009, and 277 leads in 2010 with an implant duration of  $4.5 \pm 1.1$  years (mean  $\pm$  stdev; median = 4.5 years; IQR = 3.6 to 5.3 years) at enrollment. None of the 970 leads at enrollment exhibited externalized conductors. A total of 760 patients (78%) completed 1 year follow-up with fluoroscopic evaluation. The incidence of new EC at 1 year of follow-up was 0.26% (2/760). Based on fluoroscopic images of one of these leads, the externalization appears to be extravascular, under the clavicle and is likely due to clavicular crush. The electrical function of this lead has been normal. For the other case, the lead has been implanted for 8.5 years at the time an externalized conductor was identified. A total of 570 patients (59%) completed 2 years of follow-up with fluoroscopic evaluation. The incidence of new EC at 2 years of follow-up was 0.18% (1/569). Based on fluoroscopic images of this lead, the location of the externalized conductor is coincident with an annuloplasty tricuspid ring. Therefore, the mechanism of externalization is likely to be external insulation abrasion due to friction with this tricuspid ring. The electrical function of this lead has been normal. A total of 282 patients (29%) completed 3 years of follow-up with fluoroscopic evaluation. The incidence of new EC at 3 years of follow-up was 0.7% (2/284). Based on fluoroscopic images, for one of these cases, the location of the externalized conductor appears to be in a short region just proximal to the RV coil not protected by Optim-insulation. This lead remains implanted with normal electrical function. For the other case, the lead had been implanted for 7.5 years at the time an externalized conductor was identified. No action was taken as electrical function was normal. A total of 21 leads (2.0%) out of the 970 enrolled patients were identified as having electrical dysfunction. None of these 21 leads exhibited externalized conductors. All pending fluoroscopy data has been adjudicated and the minimum enrollment of Durata leads has been met in the Cardiac Lead Assessment Study.

# FOCUS ON CLINICAL PERFORMANCE

Beginning in 2006, three prospective, outcome-oriented, actively monitored registry studies have enrolled Durata™ and Riata™ ST Optim™ leads: the OPTIMUM registry, SCORE registry, and the SJ4 Post Approval Study (PAS). A total of 11,109 Optim insulated leads (8,244 Durata and 2,865 Riata ST Optim leads) were enrolled in these studies at 293 sites. The raw data from these registries, current as of February 28, 2017, were independently analyzed by the Population Health Research Institute (PHRI) of McMaster University/Hamilton Health Science. Their results quantify the performance of the Durata and Riata ST Optim leads in the categories of externalized conductors, all-cause insulation breach, and all-cause mechanical failures. An externalized conductor represents an outer insulation breach within the vascular or cardiac systems resulting in the normally contained conductors becoming visible outside the lead body. All-cause insulation breach includes all types of abrasion and other mechanical types of insulation damage, including externalized conductors. The all-cause mechanical failure category includes any insulation breach (including abrasion), conductor fracture, failure of a crimp, weld, or bond, or other mechanical failure. Additionally, if the lead is reported to have been “taken out of service” (extracted, capped, or electrically abandoned) and the site reports (i) noise artifact, abnormal pacing impedance, or abnormal high-voltage lead impedance or (ii) a large impedance change coupled with any of elevated pacing threshold, loss of sensing, loss of capture, oversensing, or undersensing then that is also included in the all-cause mechanical failure category.<sup>1</sup> Overall incidence rates for these three failure categories are provided in the table below.

## An Independent Analysis of Durata™ and Riata™ ST Optim™ Lead Failure Rates in Active Registries by PHRI (data through February 28, 2017)

Failure Category	Durata and Riata ST Optim %	Durata and Riata ST Optim 95% CI	Freedom from failures at 9 years (%)
Externalized Conductors	0.00%	0.00% - 0.03%	100%
All-Cause Insulation Abrasion	0.23%	0.15% - 0.33%	99.3%
All-Cause Mechanical Failures	1.16%	0.97% - 1.37%	96.4%

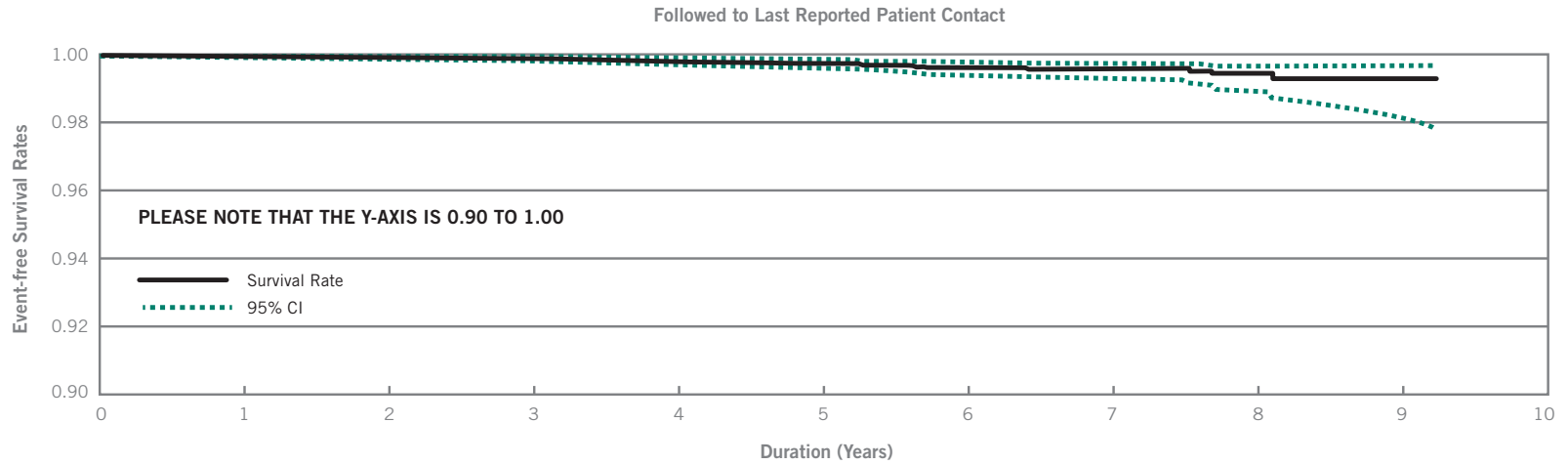
Event-Free Survival Rates for All-Cause Insulation Abrasion (Figure 1), and All-Cause Mechanical Failures (Figure 2) in Optim™ ICD leads were calculated by PHRI. The follow-up duration for active leads was based on last reported patient contact either in office or through remote monitoring. Lead implant date is used as time zero for these survival curves.

NOTE: The rates of all-cause mechanical failure, all-cause insulation abrasion and externalized conductors have been calculated based upon independent analyses of SJM databases by PHRI. The total number of each event is derived from the sum of those events which have been independently adjudicated by PHRI and the recorded events awaiting adjudication. The final calculated rates may change slightly once adjudication is completed.

<sup>1</sup> John A. Cairns, Andrew E. Epstein, John Rickard, Stuart J. Connolly, Christopher Buller, Bruce L. Wilkoff, Janice Pogue, Ellison Themeles, Jeff S. Healey, *Prospective long-term evaluation of Optim-insulated (Riata ST Optim and Durata) implantable cardioverter-defibrillator leads*, Heart Rhythm, Vol 11, Issue 12, Pages 2156–2162, December 2014.

# FOCUS ON CLINICAL PERFORMANCE

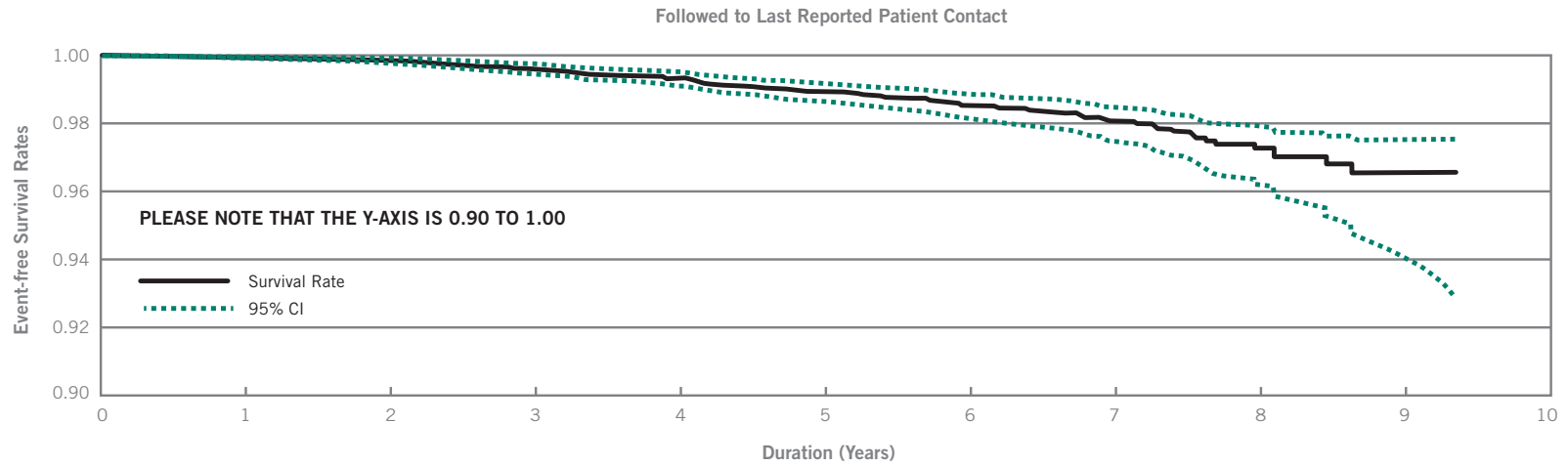
**Figure 1: Event Free Survival Rates for All-Cause Insulation Abrasion in Optim™ ICD Leads as Calculated by PHRI**



Year	0	1	2	3	4	5	6	7	8	9
Leads at Risk	11,109	9,864	8,554	7,338	6,186	4,794	3,330	2,081	838	198

# FOCUS ON CLINICAL PERFORMANCE

**Figure 2: Event Free Survival Rates for All-Cause Mechanical Failure in Optim™ ICD Leads as Calculated by PHRI**



Year	0	1	2	3	4	5	6	7	8	9
Leads at Risk	11,109	9,863	8,553	7,335	6,182	4,792	3,328	2,077	835	198

# FOCUS ON CLINICAL PERFORMANCE

## Customer Reported Performance Data

While large active registry data are robust for determining the true incidence rate of failures, passively collected data from worldwide complaints and returns analysis provides an important data source for better understanding the root cause of lead failures, as well as an appropriate method for comparing relative incidence rates of failure between lead models. The table below summarizes the incidence of insulation abrasion failure mechanisms confirmed by returns analysis of Riata™ ST Optim™ and Durata™ leads. Approximately 19,500 Riata ST Optim and Durata leads have been returned for analysis worldwide through February 28, 2017. Returned leads may exhibit more than one failure mechanism; hence the incidence rates presented in the table are not mutually exclusive.

### Durata™ (WW Sales 645,000) and Riata™ ST Optim™ (WW Sales = 33,000) Leads Insulation Failure Mechanisms from Complaints and Returns Analysis

Insulation Failure Mechanism	Abrasion Type	Optim Defib Lead Worldwide (WW) Incidence Rate (WW Sales = 678,000)
Intravascular – External*	External Abrasion	0.022%
Externalized Conductors – External**	External Abrasion	0.006%
Lead-to-Can*	External Abrasion	0.071%
Insulation Damage*	External Abrasion	0.022%
Intravascular - Inside Out*	Internal Abrasion	0.0018%***
Externalized Conductors - Inside Out**	Internal Abrasion	0.0002%***
Internal Abrasion Short Under RV Shock Coil*	Internal Abrasion	0.009%
Internal Abrasion Short Under SVC Shock Coil*	Internal Abrasion	0.007%

\*Determined by returned product analysis.

\*\*Includes cases determined by returned product analysis as well as cases identified only by fluoroscopy or visualization of explanted leads.

\*\*\*These values reflect returns with a silicone insulation breach due to inside-out abrasion in the short region not protected by Optim insulation.

These incidence rates from complaints and returns analysis demonstrate the effectiveness of the Riata ST Optim and Durata lead design changes in reducing insulation-related failures when compared to the same type of data for Riata, Riata ST silicone leads (see page 300).

## Update on Optim™ Lead Insulation

In 2006 St. Jude Medical brought to the cardiac rhythm management (CRM) market the first novel insulation technology in over 20 years: a silicone-polyurethane co-polymer known as Optim™ lead insulation, now featured in IsoFlex™ Optim™, Tendril™ STS, OptiSense™, QuickFlex™ μ, Quartet™, Durata™, and Optisure™ lead families. Optim lead insulation consolidates the best characteristics of two established CRM lead insulation materials, polyurethane and silicone.

The polyurethane content of Optim lead insulation imparts lubricity, strength, and abrasion resistance while the nearly 50% silicone content imparts flexibility and biostability.<sup>1,2</sup> The clinical performance of >4.6 million Optim insulated pacing and tachycardia leads implanted worldwide continues to be excellent. All aspects of Optim lead insulation performance can be appreciated by referring to the Acute Observation, Chronic Complication, Lead Malfunction, and Survival Probability data found in this Product Performance Report. One noteworthy reliability benefit of Optim lead insulation is a significant reduction in the most common mode of lead malfunction: insulation abrasion.<sup>3</sup> Insulation abrasion can occur as a result of lead motion and contact with pacemakers, ICDs, adjacent leads, or anatomical structures and can occur in the subcutaneous, intravascular, or intracardiac areas of the lead. Abrasion within a lead can occur as a result of contact between internal components, as noted in our November 2011 Riata™ lead advisory. The clinical effects associated with all types of insulation abrasion malfunctions can include sensing noise and changes in both pacing and defibrillation impedances and thresholds. As indicated in our December 2010 Riata communication, the presence of Optim™ lead insulation on the Riata™ ST Optim™ and Durata™ defibrillation lead family has greatly reduced the quantity of all abrasion types.

This product performance report provides an up-to-date statistical assessment of the benefits of Optim lead insulation on St. Jude Medical™ tachycardia leads. A Kaplan-Meier analysis including all U.S. data through December 31, 2016 was performed on two groups of leads: (1) tachycardia leads with silicone insulation [Riata and Riata ST lead families], and (2) tachycardia leads with Optim lead insulation [Riata ST Optim and Durata lead families]. For each group, the U.S. registration and tracking data was combined with data from all U.S. confirmed abrasion malfunctions. This analysis does not include data from prospective registries or non-returned complaints. A Kaplan-Meier curve representing freedom from abrasion for both groups is provided below. The longest implant duration that is common to both model groups was 122 months. To provide a direct comparison of both model groups, the probability of an abrasion malfunction by 122 months of implant time is also presented in graphical format below.

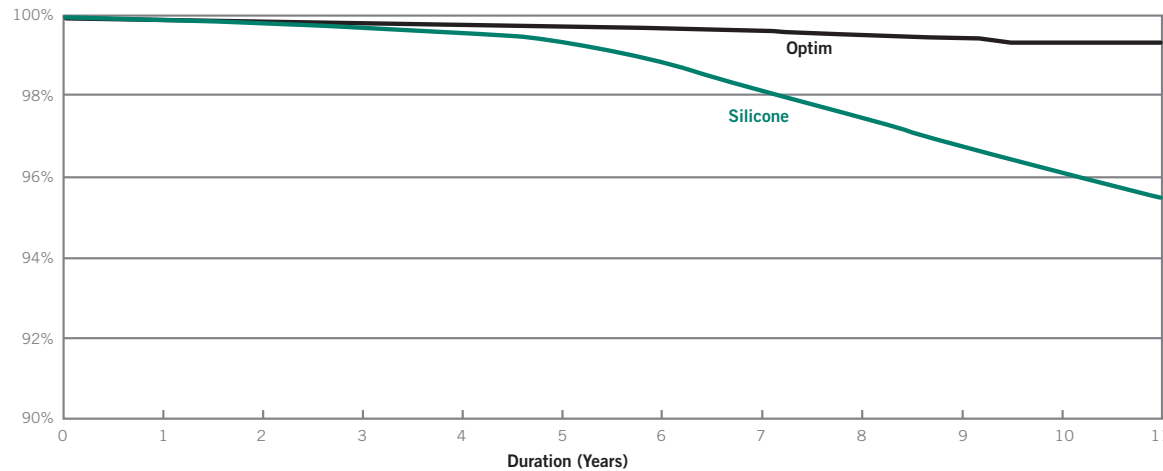
# FOCUS ON CLINICAL PERFORMANCE

The data show that the presence of Optim™ lead insulation dramatically reduces the probability of abrasion malfunction in tachycardia leads at 122 months by 85%, which was confirmed to be statistically significant ( $p < 0.001$ ) by a log-rank test.

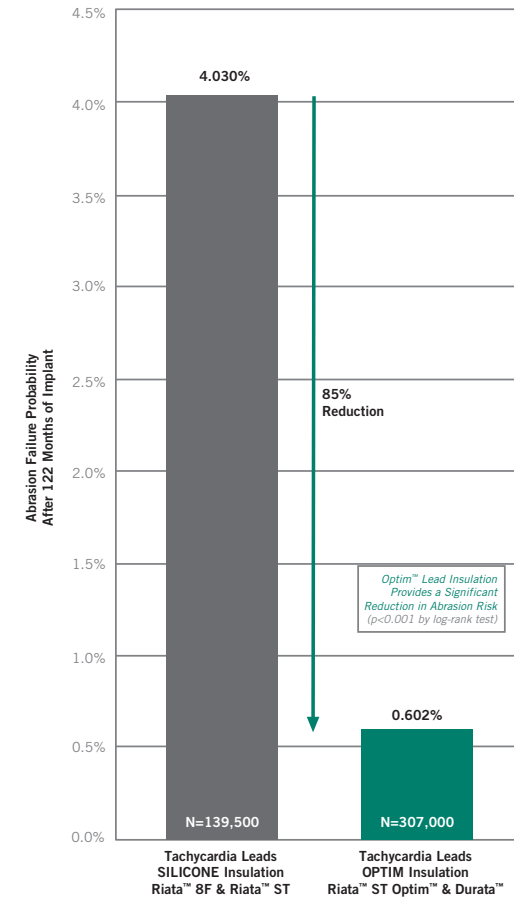
## Optim™ Lead Insulation Effects on SJM Tachycardia Lead Abrasion

Kaplan-Meier Analysis of U.S. Returns Analysis Data

Freedom from Abrasion Failure (%)



Abrasion Malfunction Probability after 122 Months of Implant



<sup>1</sup> C. Jenney, J. Tan, A. Karicherla, J. Burke, and J. Helland, "A New Insulation Material for Cardiac Leads with Potential for Improved Performance," HRS 2005, HeartRhythm, 2, S318-S319 (2005).

<sup>2</sup> J. Tan and C. Jenney, "Comparative In Vivo Biostability Study of A New Lead Insulation Material Versus Polyurethanes," HRS2006, Heart Rhythm, 3, S146 (2006).

<sup>3</sup> T. Kleemann, T. Becker, K. Doenges, M. Vater, J. Senges, S. Schneider, W. Saggau, U. Weisse, and K. Seidl, "Annual Rate of Transvenous Defibrillation Lead Defects in Implantable Cardioverter-Defibrillators Over a Period of >10 Years," Circulation, 115, 2474-2480 (2007).

# ADVISORIES & SAFETY ALERTS



# ADVISORIES & SAFETY ALERTS

The following table summarizes recalls, advisories and safety alerts regarding St. Jude Medical implantable devices since 1999. These advisories have been previously communicated to physicians. Advisories associated with non-implantable devices such as catheters are not included in the table. For more information please contact St. Jude Medical Technical Services at 1-800-722-3774.

## ICD and CRT-D Devices

Model Identification	Advisory	Follow-up Recommendations at Time of Advisory
<p>Global Models</p> <p>Excels Quadra™ (Models CD3281-40, CD3281-40Q)</p> <p>Excels™ + (Models CD3389-40C, CD3389-40QC)</p> <p>Excels™ CRT-D (Models CD3297-40, CD3297-40Q)</p> <p>Fortify Assura™ DR (Models CD2257-40, CD2257-40Q, CD2259-40, CD2259-40Q, CD2357-40C, CD2357-40Q, CD2359-40, CD2359-40C, CD2359-40Q, CD2359-40QC)</p> <p>Fortify Assura™ ST DR (Models CD2263-40, CD2263-40Q, CD2363-40C, CD2363-40Q)</p> <p>Fortify Assura™ ST VR (Models CD1263-40, CD1263-40Q, CD1363-40C, CD1363-40Q)</p> <p>Fortify Assura™ VR (Models CD1257-40, CD1257-40Q, CD1259-40, CD1259-40Q, CD1357-40C, CD1357-40Q, CD1359-40, CD1359-40C, CD1359-40Q, CD1359-40QC)</p> <p>Fortify™ DR (Models CD2231-40, CD2231-40Q, CD2233-40, CD2233-40Q)</p> <p>Fortify™ ST DR (Models CD2235-40, CD2235-40Q, CD2241-40, CD2241-40Q)</p> <p>Fortify™ ST VR (Models CD1235-40, CD1235-40Q, CD1241-40, CD1241-40Q)</p> <p>Fortify™ VR (Models CD1231-40, CD1231-40Q, CD1233-40, CD1233-40Q)</p> <p>HeartMinder™ + DR (Models CD2391-40C, CD2391-40QC)</p> <p>HeartMinder™ + VR (Models CD1391-40C, CD1391-40QC)</p> <p>HeartMinder™ ST DR (Models CD2299-40, CD2299-40Q)</p> <p>HeartMinder™ ST VR (Models CD1299-40, CD1299-40Q)</p> <p>Quadra + Excels™ (Models CD3385-40C, CD3385-40QC)</p> <p>Quadra Assura MP™ (Models CD3269-40, CD3269-40Q, CD3271-40, CD3271-40Q, CD3371-40, CD3371-40C, CD3371-40Q, CD3371-40QC)</p> <p>Quadra Assura™ (Models CD3265-40, CD3265-40Q, CD3267-40, CD3267-40Q, CD3365-40C, CD3365-40Q, CD3367-40, CD3367-40C, CD3367-40Q, CD3367-40QC)</p> <p>Unify Assura™ (Models CD3257-40, CD3257-40Q, CD3261-40, CD3261-40Q, CD3357-40C, CD3357-40Q, CD3361-40, CD3361-40C, CD3361-40Q, CD3361-40QC)</p> <p>Unify Quadra MP™ (Models CD3255-40, CD3255-40Q)</p> <p>Unify Quadra™ (Models CD3249-40, CD3249-40Q, CD3251-40, CD3251-40Q)</p> <p>Unify™ (Models CD3231-40, CD3231-40Q, CD3235-40, CD3235-40Q)</p>	<p>Advisory 10/11/2016 Class I</p> <p>High voltage devices (ICDs and CRT-Ds) that utilize Lithium-based battery chemistries are subject to Lithium cluster formation during high voltage charging. Depending on their location, Lithium clusters may cause a short circuit that can lead to premature battery depletion. Our investigation indicates that if a short circuit occurs, battery depletion can occur in these devices within a day to a few weeks, which may result in the inability to deliver therapy.</p>	<p>In consultation with our Medical Advisory Board, we recommend the following:</p> <ul style="list-style-type: none"> <li>■ <b>Do not implant unused affected devices.</b></li> <li>■ <b>Conduct patient follow-up per standard practice.</b></li> <li>■ <b>Prophylactic device replacement is <i>NOT</i> recommended</b> because complications following replacement have been reported to occur at a greater rate than the rate of harm associated with premature battery depletion due to lithium cluster induced shorts (see below for selected references).</li> <li>■ <b>In the event of an ERI indicator in these devices, immediate device change is recommended.</b> At this time there is no factor, method or test to identify devices with this form of premature battery depletion approaching ERI or to accurately predict remaining battery life once ERI appears.</li> <li>■ Physicians should reaffirm the availability of home monitoring to avoid or minimize time without device therapy for bradycardia and tachycardia events.</li> <li>■ <b>Enroll patients in Merlin.net™ Patient Care Network (PCN) utilizing the “DirectAlerts™” feature</b> to provide you with an immediate alert notification in the event ERI is reached. For patients currently enrolled in Merlin.net PCN, remind them of the importance of using remote monitoring.</li> <li>■ <b>Review the most recent Programmed Parameters printout.</b> <ul style="list-style-type: none"> <li>■ Ensure that under the “Trigger Alerts When” section, that the “Device at ERI” parameter is <b>ON</b> (it is normally ON) for both “Show on FastPath” and “Notify Patient” selections.</li> <li>■ If the “Device at ERI” alert is OFF, we recommend that the patient be seen promptly to program this parameter ON.</li> </ul> </li> <li>■ <b>Advise patients that an ERI indication triggers a vibratory alert.</b> At the next scheduled office visit: <ul style="list-style-type: none"> <li>■ Interrogate the patient’s device to determine if an ERI alert has been triggered. Premature battery depletion can be identified by physicians through home monitoring showing ERI or more advanced battery depletion.</li> <li>■ Perform a patient notifier test to confirm that the patient feels and recognizes the vibratory alert.</li> <li>■ Patients who cannot feel the vibratory alert may experience loss of battery and/or loss of device function without their awareness.</li> </ul> </li> <li>■ <b>Advise the patient to contact your office promptly should they feel a vibratory alert.</b> <ul style="list-style-type: none"> <li>■ In-office evaluation should be performed to determine the reason for the alert as other non-critical events can also trigger a vibratory alert.</li> </ul> </li> </ul> <p><b>Device Replacement Complication Publications</b></p> <ol style="list-style-type: none"> <li>1. John W. Moore III, William Barrington, et. al.; “Complications of replacing implantable devices in response to advisories: A single center experience”; International Journal of Cardiology 134 (2009) 42–46 (<b>5.5% overall, 2.1% major complications</b>)</li> <li>2. Paul A. Gould, MBBS, PhD, Lorne J. Gula, MD, et. al.; “Outcome of advisory implantable cardioverter- defibrillator replacement: One-year follow-up”; Heart Rhythm, Vol 5, No 12, December 2008 (<b>9.1% overall, 5.9% major complications, including two deaths</b>)</li> <li>3. Krystina B. Lewis, Dawn Stacey, R.N., Ph.D, et. al.; “Estimating the Risks and Benefits of Implantable Cardioverter Defibrillator Generator Replacement: A Systematic Review; PACE, Vol. 39, July 2016 (<b>7.5% overall, 4.0% major complications</b>)</li> </ol> <p><b>Current Status (February 28, 2017):</b> At the time of the advisory, 841 returned devices (0.21%) of 398,740 devices worldwide have premature depletion in association with lithium clusters, including 549 in the US. As of February 28, 2017, there were additional occurrences for a cumulative worldwide total of 1,067, including 691 in the US, and the rate is now 0.27%.</p> <p>For additional information and to determine if a device serial number is subject to this advisory, please go to the following website: <a href="http://www.sjm.com/batteryadvisory">www.sjm.com/batteryadvisory</a></p>

## ICD and CRT-D Devices

Model Identification	Advisory	Follow-up Recommendations at Time of Advisory
<p>Ellipse™ and Ellipse ST VR/DR            US: CD1309, CD1311*, CD1409,            CD1411*, CD2309, CD2311*,            CD2409, CD2411* (all -36, -36Q,            -36C and -36QC suffixes).            *Denotes models also sold OUS.            OUS: CD1277, CD1279, CD1293,            CD1295, CD1377, CD1393, CD2277,            CD2279, CD2293, CD2295, CD2377,            CD2393 (all -36, -36Q, -36C and            -36QC suffixes).</p>	<p>8/19/2014            Class II</p> <p>Extended Charge Time may result in delayed delivery of high voltage therapy or prevent delivery of part or all of a programmed high voltage therapy shock. The anomaly most commonly presents as a vibratory patient notification and upon interrogation, a programmer or Merlin.net™ Patient Care Network (PCN) alert indicating a "Capacitor Charge Time Limit reached" message. This may occur during a capacitor maintenance or charging for high voltage therapy. The anomaly occurs as a result of internal damage to the capacitors used in the high voltage charging circuitry of the subject devices, which may result in an extended charge time. As designed, the device will deliver the available energy on the capacitors once the charge time limit of 32 seconds is reached, even if the energy is less than the programmed value. This condition is detectable as the device will initiate a vibratory patient alert and, for patients enrolled and actively being followed, a Merlin.net PCN notification. Additionally, upon device interrogation, an alert message will indicate "Capacitor Charge Time Limit reached" on a specific date. Approximately 97% of Ellipse ICD extended charge time events reported to St. Jude Medical have been detected during capacitor maintenance with the remainder detected during defibrillation threshold (DFT) testing. There have been no reported cases of an Ellipse device failing to deliver high voltage therapy to a patient when needed.</p>	<p>St. Jude Medical recommends that patients with affected devices be enrolled in Merlin.net Patient Care Network (PCN) so that any extended charge time alert ("Capacitor Charge Time Limit reached" message) will be transmitted to Merlin.net PCN for patients being actively monitored and can be viewed by your clinic staff. If your patient has received a vibratory notification and/or if a programmer or Merlin.net alert for an extended charge time has been observed:</p> <ul style="list-style-type: none"> <li>■ Schedule your Ellipse ICD patient for an in-office follow-up evaluation as soon as possible.</li> <li>■ Interrogate the Ellipse ICD and perform a manual capacitor maintenance charge. Note the charge time to full charge; it should be approximately 15 seconds or less.</li> <li>■ Contact St. Jude Medical's Technical Services Department at 800-722-3774 to review the results of the capacitor maintenance test and discuss if additional evaluation is required.</li> <li>■ A device that has experienced repeated extended charge time out warnings should be considered for replacement.</li> </ul> <p>As the large majority of the extended charge time events have presented at the routine 6 month automatic capacitor maintenance interval, programming the interval to every 4 months at your patient's next scheduled follow up visit may provide an earlier indication of this potential anomaly. It should be noted that changing the device programming to a 4 month capacitor maintenance interval will reduce device longevity by approximately 9%. Device replacement is not recommended for an Ellipse device exhibiting normal charge times, and patients should continue to be followed at routine follow up intervals, per HRS/EHRA Expert Consensus on Monitoring Cardiovascular Implantable Electronic Devices (CIED), April 2008.</p> <p><b>Current Status (December 31, 2016):</b> At the time of the advisory, the worldwide event rate of extended charge time on the affected population was 0.42%, based on 179 extended charge time events out of 43,000 worldwide sales. As of December 31, 2016, there were additional reports and the rate is now 0.80%. There have been no reports of serious injury or death within this population.</p>

## ICD and CRT-D Devices

Model Identification	Advisory	Follow-up Recommendations at Time of Advisory
<p>AnalyST Accel™ DR RF (Models CD2219-36, CD2219-36Q)                      AnalyST Accel™ VR RF (Models CD1219-36, CD1219-36Q)                      Current Accel™ DR RF (Models CD2215-36, CD2215-36Q)                      Current Accel™ VR RF (Models CD1215-36, CD1215-36Q)                      Current™ DR (Model 2207-36)                      Current™ VR (Model 1207-36)                      Ellipse™ DR (Models CD2277-36, CD2277-36Q, CD2377-36, CD2377-36Q, CD2377-36C, CD2377-36QC)                      Ellipse™ VR (Models CD1277-36, CD1277-36Q, CD1377-36, CD1377-36Q, CD1377-36C, CD1377-36QC)                      Fortify Assura™ DR (Models CD2259-40, CD2259-40Q, CD2359-40, CD2359-40Q, CD2359-40C, CD2359-40QC)                      Fortify Assura™ VR (Models CD1259-40, CD1259-40Q, CD1359-40, CD1359-40Q, CD1359-40C, CD1359-40QC)                      Fortify™ ST DR (Models CD2235-40, CD2235-40Q)                      Fortify™ ST VR (Models CD1235-40, CD1235-40Q)                      Promote Accel™ RF (Models CD3215-36, CD3215-36Q)                      Promote Quadra™ (Models CD3239-40, CD3239-40Q)                      Promote™ (Model 3213-36)                      Quadra Assura™ (Models CD3267-40, CD3267-40Q, CD3367-40, CD3367-40Q, CD3367-40C, CD3367-40QC)                      Quadra Assura MP™ (Models CD3371-40, CD3371-40Q, CD3371-40C, CD3371-40QC)                      Unify Assura™ (Models CD3261-40, CD3261-40Q, CD3361-40, CD3361-40Q, CD3361-40C, CD3361-40QC)                      Unify Quadra™ (Models CD3251-40, CD3251-40Q)                      Unify™ (Models CD3235-40, CD3235-40Q)</p>	<p>1/23/2014                      Outside US only</p> <p>In November 2013, St. Jude Medical released the Merlin™ Programmer Software version 17.2.2 rev. 0 (herein after referred to as 17.2.2) as an upgrade to existing programmers. Testing has shown that, when using a programmer with the 17.2.2 software, an incorrect value for sinus redetection, potentially affecting the high voltage therapy delivery sequence can occur when a device is programmed to a single VF detection zone. The issue can be introduced during programming of certain families of St. Jude Medical™ ICD/ CRTD devices. The issue is not present when a device is programmed to a two or three zone configuration. When using the 17.2.2 software and any parameter is programmed as part of a single VF detection zone configuration, the sinus redetection value will be inappropriately set to zero milliseconds. As a result, any intrinsic activity following the first shock will be considered a "sinus rate" and the device will diagnose "return to sinus". Therefore, if the arrhythmia was not terminated by the initial high voltage therapy, the ongoing arrhythmia would be considered a new episode causing the next high voltage therapy to also be delivered at the first programmed energy level. For example, if the first shock is programmed to 20 joules and subsequent shocks are programmed to higher energy values, the only HV therapy the patient would receive if the arrhythmia continues and is redetected, would be 20 joules, rather than the increasing HV energy levels as programmed.</p>	<p>Immediate Resolution Steps:</p> <ul style="list-style-type: none"> <li>■ Review your SJM™ ICD/CRT-D patient records for patients with affected devices implanted or seen in clinic starting in September 2013 and programmed to a single VF detection zone with the 17.2.2 software. For patients identified during this review we recommend that you schedule an immediate follow-up visit. The programmer software version is printed on the bottom of each report page.</li> <li>■ For patient devices programmed as described above with 17.2.2 software, a new software version 17.2.3 will correct this issue and is expected to be available by February 2014. Your St. Jude Medical representative will assist you with obtaining and installing the 17.2.3 software on your programmer. Using this software, programming any parameter will reset the return to sinus criteria to normal function.</li> <li>■ If a patient is seen before the 17.2.3 software is installed, then program the device to a two or three zone configuration, even if one of the zones is strictly a monitor zone. This will resolve the issue when using a programmer with 17.2.2 software.</li> </ul> <p><b>Current Status (December 31, 2016):</b> No occurrences have been reported following the field communication and correction.</p>

## ICD and CRT-D Devices

Model Identification	Advisory	Follow-up Recommendations at Time of Advisory
Fortify ST™ (Models CD1235-40, CD1235-40Q, CD2235-40, CD2235-40Q)	<p>4/18/2013 Outside US only</p> <p>The Merlin™ PCS programmer software Model 3330 versions 14.2.2, 16.2.1 and 17.2.1.1 provide new features for St. Jude Medical™ ICDs, including an option to enhance the ST diagnostic features in St. Jude Medical Fortify™ ST ICD models CD1235-40, CD1235-40Q, CD2235-40 and CD2235-40Q via a device software upgrade. During a device software upgrade, implanted devices are temporarily placed into the back-up pacing (BVV) and back-up defibrillation only (BDFO) mode. The back-up mode parameter settings will be in effect for the two minute upgrade process. Once the upgrade successfully completes, the device will revert to the previously programmed parameter settings. Depending on the individual patient, this temporary change in parameter values while in back-up defibrillation only mode could make the device susceptible to oversensing and potentially deliver high voltage therapy during the upgrade procedure.</p>	<p>In order to prevent the potential for inappropriate therapy during the software upgrade process, consider programming the “Tachy Therapy Enabled/Disabled” function to Disabled prior to proceeding with the software upgrade. It is imperative to re-interrogate the device and program the “Tachy Therapy Enabled/Disabled” function to Enabled after the upgrade has been successfully completed. As with any device evaluation and programming, ECG monitoring and availability of back up external defibrillation equipment is recommended during the entire software upgrade process.</p> <p><b>Current Status (December 31, 2016):</b> At the time of the advisory there were 20 devices confirmed to be affected by this issue. As of December 31, 2016 there were an additional 52 devices confirmed with this issue. There have been no reports of serious injury or death.</p>

Model Identification	Advisory	Follow-up Recommendations at Time of Advisory
Convert™+ (Model V-195)	<p>5/6/2010 Outside US only</p> <p>A condition where devices programmed to a two-zone tachy therapy configuration, using a Merlin™ Patient Care System (PCS) programmer running version 7.2.1, 8.2.1 or 10.2.0 software, can result in the VT Therapy Timeout parameter being programmed OFF and HV therapy not being available if ATP therapies are unsuccessful.</p>	<p>If a patient’s device is already programmed to a two zone configuration with a Merlin™ PCS programmer running version 7.2.1, 8.2.1 or 10.2.0, a follow-up visit should be scheduled to perform the recommendations outlined below:</p> <p>A permanent correction is available in the new release of the Merlin™ PCS programmer software version 10.2.2 which has received regulatory approval. Subsequently using a Merlin™ programmer with 10.2.2 (or later) software and following the steps outlined below will ensure that the VT Therapy Timeout parameter is programmed ON.</p> <ol style="list-style-type: none"> <li>1. Interrogate the Convert+ ICD and verify that it is programmed to a two zone configuration.</li> <li>2. Program the device to a single zone, fibrillation only tachycardia mode. This action will program the VT Therapy Timeout parameter ON.</li> <li>3. Re-program the device to the desired two zone configuration. (VT Therapy Timeout will remain ON).</li> </ol> <p>If your patient’s device is programmed to a single zone (fib only) there is no need to perform any reprogramming action.</p> <p>As these actions fully correct the potential issue there is no need to consider any device explant.</p> <p><b>Current Status (December 31, 2016):</b> At the time of the advisory there was one report of this issue out of approximately 330 Convert+ Model V-195 ICDs distributed in Europe and Asia. As of December 31, 2016, there have been no additional reports associated with this advisory.</p>

## ICD and CRT-D Devices

Model Identification	Advisory	Follow-up Recommendations at Time of Advisory
Epic™ ICDs (Models V-197, V-235, V-337, V-338, V-339), Epic™ + ICDs (Models V-196, V-233, V-236, V-239, V-350) Epic™ II ICDs (Models V-158, V-255, V-258, V-355, V-356, V-357) Atlas™ + ICDs (Model V-340, V-341, V-343, V-193, V-242, V-243) Atlas™ II ICDs (Models V-168, V-265, V-268, V-365, V-366, V-367)	1/16/2008 Class II A very rare condition (incidence of eight in 143,000 devices worldwide; six in the US and two outside the US) that could lead to a ventricular sensing anomaly in Epic™ and Atlas™ family of implantable cardioverter defibrillators (ICDs) has been identified. A loss of ventricular sensing would prevent an ICD from being able to detect an arrhythmia. The loss of ventricular sensing anomaly can only occur when the device's software writes to a particular memory location and only if there is a precise alignment of two timing parameters that normally do not coincide during routine operation of the device. The precise alignment requires the software write to occur at the exact time that a comparison is made during a specific 61 microsecond (µsec) window.	A simple programmer software/device firmware upgrade will resolve the issue and prevent a future occurrence. Patients who are followed on a routine basis with scheduled follow-up visits every three to six months should continue with their scheduled visit. Upon interrogation of one of the subject devices, the Merlin™ Patient Care System and Model 3510 programmers with the newly provided software will automatically identify a device that can benefit from a firmware upgrade and will instruct the clinician that an upgrade is available.  St. Jude Medical, along with our independent Medical Advisory Board members, has determined that no other action is recommended.  <b>Current Status (December 31, 2016):</b> At the time of the advisory, there were 8 worldwide (6 U.S.) devices confirmed to have been affected by this issue. As of December 31, 2016 there have been no additional devices confirmed to have this issue since the time of the advisory.

Model Identification	Advisory	Follow-up Recommendations at Time of Advisory
Photon™ DR (V-230HV) (certain serial numbers), Photon™ Micro VR/DR (Models V-194, V-232), Atlas™ VR/DR (Models V-199, V-240)	10/7/2005 Class II A particular vendor-supplied memory chip can be affected at a low frequency rate by background levels of atmospheric ionizing cosmic radiation ("background cosmic radiation"). The anomaly can trigger a temporary loss of pacing function and permanent loss of defibrillation support.	In the unlikely event that a device chip is affected by background cosmic radiation, the high current drain condition will deplete the battery voltage rapidly. This can result in loss of output for a period up to approximately 48 hours. During this period, the patient would be without pacing or defibrillation therapy. After this initial period, the battery will reach a voltage level at which the device will enter its "Hardware Reset Mode." This safety mode is designed to preserve the device's ability to provide VVI pacing support. A device that has been reset to the Hardware Reset Mode will operate in the VVI mode at 60 ppm, but will not be capable of providing tachycardia detection or therapy. This will be noted by a warning message on the programmer screen upon device interrogation.  To assist in your patient care and following discussions with our independent Medical Advisory Board, St. Jude Medical recommends: If it is not already your current practice, physicians should perform routine device monitoring every three months for patients with the affected models listed above. In determining whether additional patient management or follow up may be needed, consider the low failure rate for the anomaly and the unique medical needs and situation of each individual patient, including whether the patient is pacemaker dependent or at high risk for life-threatening arrhythmias. If a patient's device is found in the Hardware Reset Mode, you should arrange for device replacement as soon as possible. You should continue to provide patients with the usual admonitions to keep scheduled appointments and to report all changes in symptoms.  <b>Current Status (December 31, 2016):</b> At the time of the advisory, there were 60 worldwide (38 U.S.) devices confirmed to have been affected by this issue. As of December 31, 2016 there were an additional 42 worldwide (28 U.S.) devices confirmed with this issue. This is within the 95% confidence interval prediction made at the time of the advisory. There have been no reports of serious injury or death.

## ICD and CRT-D Devices

Model Identification	Advisory	Follow-up Recommendations at Time of Advisory
<p>Epic™ DR/HF (V-233, V-337, V-338), Epic™ Plus DR/VR/HF (V-236, V-239, V-196, V-239T, V-196T, V-350), Atlas™ DR (V-242), and Atlas™ Plus DR/VR/HF (V-243, V-193, V-193C, V-340, V-341, V-343)</p>	<p>6/13/2005 Class II Two anomalies have been identified:</p> <ol style="list-style-type: none"> <li>1. Due to a device software anomaly, it is possible that when the device's battery is nearing its elective replacement indicator (ERI), a charging cycle may be skipped.</li> <li>2. After a capacitor charge, if a rate responsive pacing mode (e.g., DDDR, VVIR, etc.) is programmed "On," this "noise" may be interpreted by the device's accelerometer (activity sensor) as physical activity, causing a temporary increase in the pacing rate that may persist after charging is completed.</li> </ol>	<p>Two anomalies were discovered during routine product monitoring. <b>Neither of these anomalies presents a significant clinical risk to your patients, and no clinical complications have been reported to St. Jude Medical. Both are easily corrected</b> by performing a simple, automated software download to the device. This potentially affects approximately 30,000 implanted ICDs in the United States and includes the following model numbers: Epic™ DR/HF (V-233/V-337/V-338), Epic™ Plus DR/VR/HF (V-236/V-239/V-196/V-239T/V-196T/V-350), Atlas™ DR (V-242), and Atlas™ Plus DR/VR/HF (V-243/V-193/V-193C/V-340/V-341/V-343). The first anomaly can occur when one of the affected devices attempts to deliver multiple shocks in rapid succession. Due to a device software anomaly, it is possible that when the device's battery is nearing its elective replacement indicator (ERI), a charging cycle may be skipped. If this were to occur, the first shock will always be delivered as programmed and, if needed, the next shock in the programmed sequence would be delivered after a delay of only two to four seconds. A skipped charge would result in less than the full number of programmed shocks being available for delivery during that episode, but all delivered shocks would be at their programmed energy. This behavior was discovered as an incidental finding during analysis of one returned device that had delivered a large number of high-voltage shocks over a short time period.</p> <p>A second anomaly is caused by electrical "noise" generated as a result of the charging of the device's high-voltage capacitors. After a capacitor charge, if a rate responsive pacing mode (e.g., DDDR, VVIR, etc.) is programmed "On," this "noise" may be interpreted by the device's accelerometer (activity sensor) as physical activity, causing a temporary increase in the pacing rate that may persist after charging is completed. The degree and duration of the rate increase will depend on a variety of factors, but the rate will never exceed the programmed Maximum Sensor Rate, and the device will gradually return to the appropriate rate. The anomalous behavior, which has been observed during the performance of manual capacitor maintenance, has been traced back to a component supplied to St. Jude Medical by one vendor; therefore, only the subset of the device models listed above that were manufactured with the affected component (device serial numbers below 141000 for any model) will exhibit this behavior.</p> <p>St. Jude Medical has developed <b>programmer software that will automatically detect the affected ICDs and download device software that will correct the "skipped charge" anomaly and mitigate the response to electrical noise.</b> Once the upgrade is performed, the potential for a skipped charge will be eliminated. Additionally, once the upgrade is performed if a rate responsive mode is programmed "On," devices with serial numbers below 141000 will have their rate response functions suspended for the time period during which the electrical noise could be present (i.e., while significant residual voltage remains on the high-voltage capacitors); non-rate responsive pacing at the programmed base rate will continue to be provided as appropriate. This period during which rate response is suspended may last anywhere from a few minutes up to approximately 90 minutes. If rate responsive pacing was ongoing prior to charging, the pacing rate will gradually decrease to the base pacing rate according to the normal rate response recovery algorithm and will remain there while rate responsive pacing is suspended. The rate response behavior for devices with serial numbers greater than 141000 will not be affected by the software download.</p> <p>The software download for potentially affected devices will automatically be initiated the next time the patient's device is interrogated with the v4.8.5 programmer software. Since a skipped charge is more likely to occur in devices that are closer to their elective replacement indicator (ERI), St. Jude Medical recommends that if the next patient follow-up is not scheduled to occur within the next six months that the patient be seen within this time period.</p> <p>In addition, if devices are programmed to pacing settings that result in high current consumption, such as high output bi-ventricular pacing, consideration should be given to scheduling the patient for a follow-up visit within three months if it is not scheduled to occur within that time period. As always, St. Jude Medical defers to your clinical judgment on any decisions regarding the management of your patients.</p> <p><b>Current Status (December 31, 2016):</b> There have been no implanted devices confirmed to have been affected by this issue since the time of the advisory.</p>

## ICD and CRT-D Devices

Model Identification	Advisory	Follow-up Recommendations at Time of Advisory
Epic™ (V-197, V-235), Epic™+ (V-196, V-236), Epic™ HF CRT-D (V-338), Epic™+ HF CRT-D (V-350), Atlas™+ (V-193, V-243), Atlas™+ HF CRT-D (V-340), or Atlas™ (model V-242) ICDs	3/10/2005 Class II A software parameter that affects the sensitivity of the reed switch in the listed devices was being set to an incorrect value which could prevent these devices from entering the magnet mode to inhibit tachy therapy when an external magnet is applied.	<p>During routine product evaluation, St. Jude Medical Quality Assurance identified that a software parameter that affects the sensitivity of the reed switch in the listed devices was being set to an incorrect value during manufacturing beginning in late November of last year. This has the effect of preventing these devices from entering the magnet mode to inhibit tachy therapy when an external magnet is applied. <b>This is a software controlled parameter that can be easily corrected via the programmer.</b> All other bradycardia pacing and tachyarrhythmia detection and therapy features are not affected in devices subject to this notification. Until the magnet sensitivity parameter is corrected via the programmer, tachy therapy may not be properly inhibited as is customary with placement of an external magnet, but can be inhibited by using the programmer to program the device to Defib Off, and then back On as needed.</p> <p>The affected devices were manufactured during a three month period beginning November 22, 2004. <b>To date, there have been no field reports of any magnet mode failures, nor have there been any clinical complications reported associated with this issue.</b> Magnet mode application is usually used to inhibit tachycardia therapy such as when a patient is subjected to electrocautery during a surgical procedure. In order to remedy this situation, in addition to this notification, St. Jude Medical Sales Representatives and Field Clinical Engineers have been provided with a simple software tool that can be used to set, via the programmer, the reed switch's magnet sensitivity to the proper value. You may contact them to schedule this reprogramming at the patient's next scheduled follow-up visit or at your discretion.</p> <p><b>Current Status (December 31, 2016):</b> There have been no implanted devices confirmed to have been affected by this issue since the time of the advisory.</p>

Model Identification	Advisory	Follow-up Recommendations at Time of Advisory
Profile™ V-186	7/13/2001 Class II Failure of a ceramic capacitor could lead to sensing anomalies/early battery depletion	<p>This Advisory applies to a well-defined group of Profile™ MD (Model V-186HV3) implantable cardioverter-defibrillators (ICDs) which have been observed to exhibit decreased reliability. These devices had specific modules (subcircuits) manufactured during a five-month period during the first half of 1999. <b>Those potentially affected devices that have not exhibited any anomalous behavior within 24 months of manufacture are not at increased risk of failure at a later date.</b> These failures were caused by a component anomaly that is limited to a specific, traceable lot (group) of capacitors.</p> <p>If these capacitors fail, two different clinical manifestations may be observed, depending on the location of the failed capacitors:</p> <p><b>Low Voltage Module:</b> The devices may exhibit sudden loss of sensing or oversensing of internally generated interference (noise) resulting in aborted or delivered shocks. Due to the potential for sudden loss of sensing, which would prevent the ICD from detecting ventricular tachyarrhythmias, device replacement should be considered for patients with devices incorporating the suspect capacitors in this location. In making this decision, you should weigh the likelihood that your patient will have one of the few additional devices expected to fail against the risk associated with the replacement procedure. For patients who do not have their devices replaced, St. Jude Medical recommends monthly monitoring for the remaining months during which additional failures are expected to occur and every three months thereafter.</p> <p><b>High-Voltage Module:</b> The devices may exhibit premature battery depletion with no other clinical manifestations. While the battery voltage may drop rapidly to a value near or below the device's ERI, it stabilizes for several months at a value at which the device continues to detect arrhythmias and deliver therapy appropriately. In addition, some of these devices may exhibit oversensing of internally generated electrical interference (noise), which may result in false detection of tachyarrhythmias. However, during charging, the interference abates, and the therapy is usually aborted without the delivery of inappropriate shocks to the patient. Because these devices generally continue to respond appropriately to spontaneous tachyarrhythmias, and because the battery voltage stabilizes for several months at a level that does not compromise device function, St. Jude Medical recommends that patients with devices incorporating suspect capacitors in this location be monitored monthly for the remaining months during which additional failures are expected to occur and every three months thereafter.</p>

## Pacemaker and CRT-P Devices

Model Identification	Advisory	Follow-up Recommendations at Time of Advisory
<p>Nanostim™ Leadless Cardiac Pacemaker (Model S1DLCP)</p>	<p>10/28/2016 Outside US and US Investigational Device Exemption (IDE) only</p> <p>St. Jude Medical was made aware of seven (7) reports worldwide of lost telemetry and pacing output as a result of a battery malfunction associated with Nanostim Leadless Cardiac Pacemaker (LCP) devices. Due to these events, we have decided to pause Nanostim LCP implants in the Leadless II IDE/CAP study.</p> <p>Analysis of returned units has found decreased battery capacity due to reduced electrolyte, resulting in high internal battery resistance. This disrupts the required capacity for proper device function and reduces device longevity.</p> <p>Referring to a previously measured battery voltage may not provide an indication of continued normal operation as battery voltage remains normal under these circumstances. The Recommended Replacement Time (RRT) indicator will not be triggered as the battery voltage will remain above RRT in these devices. Battery malfunction may be indicated with a loss of telemetry/communication with the implanted device and/or loss of pacing and magnet mode operation.</p>	<p>In consultation with our Leadless II IDE and our Leadless Postmarket Study Steering Committees we recommend the following:</p> <ul style="list-style-type: none"> <li>■ Do not implant unused devices and return them to St. Jude Medical.</li> <li>■ Do not rely on the RRT indicator to identify a battery that may potentially malfunction. However, if the RRT indicator does trigger, replace the device per standard practice.</li> <li>■ Do not perform AV Node ablation in patients with an existing Nanostim LCP without another functional pacing system implanted.</li> <li>■ For patients who have not previously been documented to be pacemaker dependent, re-assess patients in-office for pacemaker dependence.</li> <li>■ <b>For non-pacemaker dependent patients with devices of implant duration ≥ 24 months, more intensive follow-up and monitoring is recommended.</b> <ul style="list-style-type: none"> <li>■ Implant Duration ≥ 24 months: Request follow-up as soon as possible to assess the status of the battery. Then, monthly follow-up is recommended through in-office visits or a reliable method of tele-monitoring of heart rate and electrocardiogram.</li> <li>■ Implant Duration &lt; 24 months: Continue follow up per protocol.</li> </ul> </li> <li>■ <b>For pacemaker dependent patients, device replacement is recommended (priority should be for patients with implants of longer duration).</b> <ul style="list-style-type: none"> <li>■ Identify and treat patients as quickly as possible.</li> <li>■ Interrogate the device and identify the ability to communicate with the device and the patient's underlying rhythm.</li> <li>■ Determine the strategy for management, including a decision whether to retrieve or abandon the Nanostim LCP, based on the individual patient's clinical history and overall medical condition. Use a temporary pacemaker for backup pacing while replacing the Nanostim device where clinically indicated.</li> <li>■ If the device is to be retrieved, use the Nanostim retrieval system as per the standard procedure described in the instructions for use.</li> <li>■ If the device will not be retrieved or if retrieval was attempted and not possible, implant a new pacemaker lead (bipolar) at a distance from the existing LCP to prevent long-term mechanical and electrical interactions. Confirm the location using multiple radiographic views.</li> <li>■ After implantation of the new pacing system, if it is possible to communicate with the LCP, turn "OFF" the abandoned LCP system. If the LCP device cannot be turned "OFF", consider programming the newly implanted system a minimum of 5 bpm faster than the LCP in order to inhibit the Nanostim device.</li> </ul> </li> </ul> <p><b>Current Status (December 31, 2016):</b> At the time of the advisory, seven (7) reported devices (0.50%) of 1,423 implanted devices worldwide have exhibited battery malfunction at 29 to 37 months after implant. As of December 31, 2016, seventeen (17) reported devices (1.19%) of 1,423 implanted devices worldwide have exhibited battery malfunction at 27 to 37 months after implant. There have been no reports of serious injury or death.</p>



## Pacemaker and CRT-P Devices

Model Identification	Advisory	Follow-up Recommendations at Time of Advisory
Accent™ SR (Model PM1110) Accent™ DR (Model PM2112)	<p data-bbox="506 342 617 391">12/7/2012 Outside US Only</p> <p data-bbox="506 407 940 634">Due to an incorrect software setting, a specific subset of the Accent™ SR and Accent™ DR devices shipped to certain countries outside the US will not provide a change in the sensor driven (rate responsive) pacing rates in response to patient physical activity. All other programmed parameters, features and functions operate as designed, e.g. an Accent DR device programmed to DDDR will appropriately track atrial activity and properly function in the DDD mode. A non-invasive programmer software solution that will correct the issue in all affected, implanted devices will be available once regulatory approval has been completed.</p>	<p data-bbox="1024 342 1398 367">St. Jude Medical makes the following recommendations:</p> <p data-bbox="1035 383 1199 407">Identify affected patient</p> <ul data-bbox="1024 407 1913 488" style="list-style-type: none"> <li>■ Review your patient's clinical indications for pacing and determine the clinical need for rate responsive, sensor driven pacing.</li> <li>■ In the event that a patient requires rate responsive sensor driven activity pacing and exhibits clinical symptoms due to the lack of increased pacing rates with exercise, please contact your local Sales Representative or our Technical Support</li> <li>■ Continue to follow patients on their standard follow-up schedule.</li> </ul> <p data-bbox="1024 505 1961 570"><b>Current Status (December 31, 2016):</b> The programmer software update was released in April 2013. At the time of the advisory, approximately 6,000 affected devices were implanted. There have been no additional devices confirmed to have this issue since the time of the software release in April 2013.</p>
Accent™ DR (Models PM2110, PM2112, PM2210, PM2212), Anthem™ CRT-P (Models PM3110, PM3112, PM3210, PM3212)	<p data-bbox="506 919 579 959">9/22/2011 Class II</p> <p data-bbox="506 959 940 1122">A small amount of electrical charge may accumulate within an internal capacitor which results in a low or varying pacing lead impedance (PLI) value during the automatic daily measurements. An out of range lead impedance measurement may result in a patient notifier alert, a remote monitoring Merlin.net™ Patient Care Network alert, or a prior alert message to be displayed on the programmer screen at the next in-clinic follow-up.</p>	<p data-bbox="1024 919 1961 1040">In order to prevent a false reading, a new Merlin™ Patient Care System programmer software version is available. When used to interrogate an Accent DR or Anthem CRT-P pacemaker this software will eliminate the potential for this anomaly to occur. With the new software, the programmer will automatically activate circuitry in the pacemaker during the interrogation process to ensure that any residual charge on the capacitor is discharged prior to performing the daily PLI measurement. The onetime upgrade is performed automatically on affected devices and will not change the operation of the implanted device. Your St. Jude Medical Sales Representative will assist you in loading the new programmer software onto your Merlin programmer.</p> <p data-bbox="1024 1057 1961 1105">If you are following any patients implanted with Accent DR pacemakers or Anthem CRT-P devices, St. Jude Medical makes the following recommendations, which are consistent with standard best practices:</p> <ul data-bbox="1024 1122 1961 1292" style="list-style-type: none"> <li>■ Ensure that the new programmer software version is loaded on your programmers as soon as practical.</li> <li>■ Continue to follow patients on their standard follow-up schedule. Since the likelihood of the low lead impedance measurement is low, the device interrogation can be performed at the patient's next regular scheduled follow-up visit.</li> <li>■ In the event that a patient receives a low lead impedance alert before the new programmer software has been loaded, we suggest that you evaluate the device as you normally would for any such instance. If the daily pacing lead impedance value is out-of range, re-interrogate the device's measured data and look at the lead impedance values. This "in-clinic" measurement is not affected by the aforementioned capacitor charge build-up and will provide an accurate lead impedance measurement.</li> </ul> <p data-bbox="1024 1308 1961 1351"><b>Current Status (December 31, 2016):</b> Worldwide, 13 Accent DR (&lt;0.01%) and 225 Anthem CRT-P (1.6%) devices have exhibited this diagnostic anomaly.</p>

## Pacemaker and CRT-P Devices

Model Identification	Advisory	Follow-up Recommendations at Time of Advisory
Identity™ SR (Model 5172) Identity™ DR (Model 5370) Identity™ XL DR (Model 5376)	10/12/2006 Class II A programmer software anomaly can lead to incorrect reporting of battery voltage, expected battery longevity and elective replacement indicator (ERI) status in St. Jude Medical Identity™ pacemakers. The anomaly does not affect the device's actual battery voltage, longevity or functionality, but could result in inaccurate reporting of the status of these measured data parameters. This software anomaly can appear in the St. Jude Medical Identity™ family of pacemakers when programmed by the St. Jude Medical APS™ III Model 3500/3510 or Merlin™ Patient Care System Model 3650 programmers.	<p>No follow-up is recommended at the time of advisory. Devices do not need to be replaced. A programmer software update, pending FDA and other regulatory agency approval, will mitigate this anomaly when the device is interrogated. Before the programmer software update is available, any subsequent measured data update that is performed during the session would be valid and the device operating magnet rate would be up-to-date. After the programmer software update is available, any device affected by this issue will be automatically corrected via the normal interrogation process.</p> <p><b>Current Status (December 31, 2016):</b> At the time of the advisory, there were 53 worldwide (50 U.S.) devices confirmed to have been affected by this issue. As of December 31, 2016 there were an additional 78 worldwide (65 U.S.) devices confirmed with this issue, all prior to the distribution of the software fix.</p>
Identity ADx™ DR (Models 5286, 5380, 5386, 5480)	7/31/2003 Class II An anomaly in the pacemaker code, which under a certain set of programmed settings and specific event timing circumstances could deliver a short coupled pacing interval of 300 ms (200 ppm). Consecutive (up to a maximum of 12) shorter than anticipated pacing intervals could be experienced.	<p>St. Jude Medical's software engineering department has identified an anomaly in the pacemaker code, which under a certain set of programmed settings and specific event timing circumstances has a potential to deliver a short coupled pacing interval of approximately 300 milliseconds (200 ppm). It is also possible, however unlikely, that a patient could experience consecutive (up to a maximum of 12) shorter than anticipated pacing intervals. To date, the only clinical observation has been the delivery of a single short interval. There have been no reports of patient injury as a result of the shortened pacing interval.</p> <p>In order for the above mentioned shortened pacing interval to potentially occur, the programmed settings of the dual-chamber device would have to satisfy both of the following conditions:</p> <ul style="list-style-type: none"> <li>Base rate, rate hysteresis or rest rate programmed to 55 ppm or lower</li> <li>AutoCapture™ pacing system programmed ON</li> </ul> <p>Additionally, it should be noted that even with the following settings, the shortened pacing interval will not occur unless specific internal timing and other conditions are met. If the device is programmed to any other combination of settings (e.g. base rate, hysteresis rate and rest rate all at 60 ppm or above, or AutoCapture programmed OFF), the scenario described above cannot occur.</p> <p>St. Jude Medical recommends that physicians review their records to identify which, if any, of their patients implanted with a subject device have programmed settings as described above. For these patients, they should schedule a pacemaker programming session as soon as possible to temporarily program AutoCapture OFF or adjust the base rate, rate hysteresis and rest rate to 60 ppm or above. The root cause of potentially delivering the short pacing interval has been identified and a downloadable firmware correction has been developed to prevent any future occurrence. The revised firmware will be made available to the physicians via a new programmer software version immediately following FDA approval. The revised code will be downloaded automatically during pacer interrogation and will take approximately six seconds. At the time of the FDA approval, all newly manufactured and distributed products will also have the new pacemaker code.</p> <p>There is no need to consider replacement of the devices as the temporary programming outlined above and the forthcoming device firmware update will eliminate the potential for the described phenomenon from occurring in the future.</p> <p><b>Current Status (December 31, 2016):</b> There have been no implanted devices confirmed to have been affected by this issue since the time of the advisory.</p>

## Pacemaker and CRT-P Devices

Model Identification	Advisory	Follow-up Recommendations at Time of Advisory
Tempo™ (Model 2102) Meta™ (Model 1256D)	11/04/2002 Class II Dendritic growth at the battery/hybrid connection could cause a short circuit, which in turn could result in premature battery depletion.	<p>Decreased reliability has been observed in a group of these devices. The devices in the advisory population were manufactured at the Teletronics' manufacturing facility between the second quarter of 1996 and the second quarter of 1997. Premature battery depletion resulting from bridging between adjacent connectors has resulted in no output or no telemetry in 1% of this population of devices to date. The following recommendations are made: Physicians are advised to review patients who have 1256D/2102 pacemakers at an early date to evaluate pacemaker function.</p> <p><b>For patients who are pacemaker dependent</b>, the physician should give consideration to explantation and replacement as soon as practicable.</p> <p><b>For patients who are not considered pacemaker dependent</b>, the physician should consider replacement only if any abnormal function is identified (such as no output, telemetry loss, telemetry abnormality or premature end of life indication). All remaining non-pacemaker dependent patients with 1256D/2102 pacemakers should subsequently be reviewed at least every six months.</p>

Model Identification	Advisory	Follow-up Recommendations at Time of Advisory
Tempo™ (Models 1102, 1902, 2102, 2902) Meta™ (Model 1256D)	11/04/2002 Class II Dendritic growth at the battery/hybrid connection could cause a short circuit, which in turn could result in premature battery depletion.	<p>This Advisory applies to a well-defined group of Tempo™ and Meta™ 1256D pacemakers which have been observed to exhibit premature battery depletion. This is an extension of a previous Tempo™/Meta™ advisory dated 6/6/00. The following recommendations are made:</p> <p><b>For patients who are significantly pacemaker dependent.</b> The decision as to whether or not to replace a pacemaker prophylactically remains one of clinical judgment. We therefore recommend that you strongly consider replacing these pacemakers on a prophylactic basis for all patients who are significantly pacemaker dependent, unless pacemaker replacement is medically contraindicated.</p> <p><b>For patients who are not considered pacemaker dependent.</b> Again, this is a matter of clinical judgment. In the event a device is not replaced, continued routine monitoring is advised.</p>

Model Identification	Advisory	Follow-up Recommendations at Time of Advisory
Meta™ DDDR (Model 1256)	6/6/2000 Class II Integrated circuit failure due to electrostatic discharge during manufacturing resulting in no output or sensing anomalies.	<p>This Advisory applies to a well-defined group of Meta™ 1256 pacemakers, which have been observed to exhibit decreased reliability. The following recommendations are made:</p> <p><b>For patients who are significantly pacemaker dependent.</b> The decision as to whether or not to replace a pacemaker prophylactically remains one of clinical judgment. We therefore recommend that you strongly consider replacing these pacemakers on a prophylactic basis for all patients who are significantly pacemaker dependent, unless pacemaker replacement is medically contraindicated.</p> <p><b>For patients who are not considered pacemaker dependent.</b> Again, this is a matter of clinical judgment. In the event a device is not replaced, continued routine monitoring is advised.</p>

## Pacemaker and CRT-P Devices

Model Identification	Advisory	Follow-up Recommendations at Time of Advisory
Tempo™ (Models 1102, 1902, 2102, 2902) Meta™ (Model 1256D)	6/6/2000 Class II Dendritic growth at the battery/hybrid connection could cause a short circuit, which in turn could result in premature battery depletion.	<p>This Advisory applies to a well-defined group of Tempo™ and Meta™ 1256D pacemakers, which have been observed to exhibit premature battery depletion. The following recommendations are made:</p> <p><b>For patients who are significantly pacemaker dependent.</b> The decision as to whether or not to replace a pacemaker prophylactically remains one of clinical judgment. We therefore recommend that you strongly consider replacing these pacemakers on a prophylactic basis for all patients who are significantly pacemaker dependent, unless pacemaker replacement is medically contraindicated.</p> <p><b>For patients who are not considered pacemaker dependent.</b> Again, this is a matter of clinical judgment. In the event a device is not replaced, continued routine monitoring is advised.</p>

Model Identification	Advisory	Follow-up Recommendations at Time of Advisory
Trilogy™ (Models 2250L, 2260L, 2264L, 2308L, 2318L, 2350L, 2360L, 2364L)	3/10/2000 Class II Risk of malfunction due to an anomaly of the pacemaker's microprocessor. Typical manifestations of this anomaly are dashes observed on the programmer screen, unexpected rate variation, abnormally high battery current drain, and mode change.	<p>Continued monitoring of Trilogy™ devices affected by an Advisory issued in July 1999 has revealed an additional low level of adverse events. A sub-population of the above models, principally those manufactured before January 1999, is potentially affected by a risk of malfunction due to an anomaly of the pacemaker's microprocessor. To date this has been reported in only 0.11% of the implanted population. Typical manifestations of this anomaly are:</p> <ul style="list-style-type: none"> <li>Interrogation/programming difficulties, including the presence of dashes (—) on the programmer screen for some parameter values after interrogation</li> <li>Unexpected rate variations</li> <li>Abnormally high battery current drain</li> <li>Mode change</li> </ul> <p>The presence of dashes on the programmer screen is typically caused by partial programming of one or more of the programmed parameters and may be corrected by reprogramming. In the event that observed dashes (—) cannot be resolved by reprogramming, please contact your St. Jude Medical representative, as it may be possible to resolve the situation non-invasively via special programming and may not be indicative of a microprocessor anomaly.</p> <p>Considering the low level of incidence of this anomaly, the following steps are recommended:</p> <ol style="list-style-type: none"> <li>1. Assess the patient population, relative to the potential for an inappropriate mode change to single-chamber atrial pacing, to determine which patients are pacemaker-dependent and have an inadequate ventricular escape rhythm.</li> <li>2. Replacement of a device always remains a matter of clinical judgement, including balancing the clinical risk associated with pacemaker replacement against the risk of device malfunction.</li> <li>3. Almost all microprocessor malfunctions described in this notification were found during routine follow-up. This reinforces the importance that pacemaker patients should be followed regularly in accordance with best prevailing medical practices.</li> </ol>

## Pacemaker and CRT-P Devices

Model Identification	Advisory	Follow-up Recommendations at Time of Advisory
Affinity™ (Models 5130L, 5130R, 5330L, 5330R, 5230L, 5230R)	<p>2/14/2000 Class II An unsecured resistor connection to the hybrid circuit might cause abnormal measured data, false RRT indication, backup VVI mode, or intermittent loss of output.</p>	<p>This advisory applies to a very specific, well-defined group of Affinity devices that have been implanted worldwide. The device may exhibit any or all of the following output anomalies:</p> <ul style="list-style-type: none"> <li>Abnormal measured battery data,</li> <li>A false recommended replacement (RRT) indication,</li> <li>Reversion to back-up VVI mode,</li> <li>Intermittent loss of output. One marker of an affected device that may be apparent during a routine follow-up interrogation is an abnormally high reading for battery current (taking into consideration the device's programmed output parameters).</li> </ul> <p>If this or an early indication of RRT or reversion to back-up VVI mode is observed, please contact your local St. Jude Medical representative or Technical Services. Although the time course is variable, these behavioral anomalies will occur before there is any affect on device output.</p>
Trilogy™ (Models 2250L, 2260L, 2264L, 2308L, 2318L, 2350L, 2360L, 2364L)	<p>7/19/1999 Class II Premature battery depletion caused by a current leakage path that could be created during the laser welding process to attach the battery to the device hybrid</p>	<p>Analysis of the clinical data associated with the failed devices has shown that an early increase in battery impedance could be observed at one or more previous routine follow-up visits prior to reaching RRT. The observed rise in battery impedance is an earlier and more reliable indicator than the reported battery voltage. The battery depletion, although accelerated, does not occur abruptly and patients can be monitored using the measured data telemetry in the pacemaker. The following follow-up schedule and device monitoring is advised.</p> <ol style="list-style-type: none"> <li>1. For patients who have had a follow-up visit at least 12 months after their device was implanted, check the measured data printout from the last follow-up evaluation. If a battery impedance of "<math>&lt; 1 \text{ k}\Omega</math>" was recorded, continue to monitor the battery impedance with your routine follow-up schedule for that patient (6-month intervals recommended). If follow-up visits every 6 months is not your routine schedule, then an additional visit at 18 months should be performed.</li> <li>2. For patients who have not yet had a follow-up visit at least 12 months after their device was implanted, the following is recommended:             <ul style="list-style-type: none"> <li>If the patient has had their device implanted for less than two months or has not had a device interrogation with measured data within the last three months, an evaluation of the battery impedance is recommended as soon as possible. This should be printed and a copy retained in the patient's pacemaker or office chart.</li> <li>Otherwise, if the battery impedance from the most recent evaluation is "<math>&lt; 1 \text{ k}\Omega</math>," begin an every 3-month follow-up schedule with respect to measured data telemetry until that value has been recorded at least 12 months post-implant. Thereafter, continue to monitor the battery impedance with your routine follow-up schedule for that patient (6-month intervals recommended). If follow-up visits every six months is not your routine schedule, then an additional visit at 18 months should be performed.</li> </ul> </li> </ol> <p>If the battery impedance reading is <math>1 \text{ k}\Omega</math> or higher and the pacemaker has been implanted for less than two years, it is likely that the system is demonstrating accelerated battery depletion. Please contact your local Field Representative or Technical Services.</p>

## Left-Heart Leads

Model Identification	Advisory	Follow-up Recommendations at Time of Advisory
<p>QuickSite™ (Models 1056T, 1058T) QuickFlex™ (Models 1156T, 1158T)</p>	<p>4/3/2012 Class II</p> <p>Abrasion of the silicone insulation in the distal portion of QuickSite and QuickFlex leads has led to visual observations of externalized conductors.</p> <p>There have been no reports of death or serious injury associated with the externalized conductors; likewise there have been no electrical dysfunctions attributable to the externalized conductors.</p> <p>The reported rate of externalized conductors in the QuickSite and QuickFlex leads is 0.023%, based on 39 confirmed cases of externalized conductors in a population of approximately 82,000 QuickSite and 89,000 QuickFlex leads sold worldwide.</p> <p>This issue is under-detected because these cases are visual observations without any signs of electrical dysfunction and fluoroscopic/xray imaging is not routine. Based on a review of returned leads and available fluoroscopic and x-ray images of patients with QuickSite and QuickFlex leads (1,219 leads), it is estimated that the incidence of conductor externalization on these leads may be 3% to 4%.</p>	<p>St. Jude Medical and its Medical Advisory Board recommend that physicians continue to monitor their patient's implanted system at regularly scheduled intervals with attention paid to diagnostic information related to LV pacing performance, in particular LV lead impedance and capture thresholds. Programming of alerts that monitor lead impedance changes outside of the nominal range and enabling the patient notifier should be considered. A special X-ray or fluoroscopic imaging is not recommended for LV CRT leads with normal electrical function. CRT pacing functionality should be evaluated during routine device checks and only leads exhibiting electrical anomalies that cannot be reprogrammed to deliver effective CRT pacing should be considered for replacement.</p> <p><b>Current Status (December 31, 2016):</b> At the time of the advisory there was a worldwide reported externalized conductor rate of 0.023% in QuickSite and QuickFlex leads. As of December 31, 2016, the worldwide reported externalized conductor rate for QuickSite and QuickFlex leads was 0.23%.</p>

## Defibrillation Leads

Model Identification	Advisory	Follow-up Recommendations at Time of Advisory
<p>Optisure™ Defibrillation Lead (Models LDA220, LDA220Q, LDA230Q, LDP220Q)</p>	<p>11/3/2015 Class I</p> <p>A limited number of dual coil Optisure defibrillation leads may have been compromised during the manufacturing process. A trim technique to remove excess medical adhesive around the SVC shock coil may have introduced damage to the lead's insulation.</p> <p>A thorough investigation has determined the probability of a lead malfunction as a result of this trim technique is very low. A total of 447 leads subjected to the trim technique were distributed globally. Of those, 278 were implanted in the United States. St. Jude Medical is not aware of any adverse clinical events related to this matter. Furthermore, an analysis of patients implanted with the subject leads that are being actively monitored via Merlin.net™ Patient Care Network has shown that none of these patients have experienced any recorded electrical issues.</p>	<p>St. Jude Medical recommends the following actions depending on the device the affected patients have implanted. According to our records the vast majority of patients with the subject leads have devices with the DynamicTx™ feature that provides additional protection to help ensure therapy delivery in the case of a compromised lead.</p> <p>For patients implanted with a potentially-impacted Optisure lead connected to a device WITH DynamicTx™* technology, we recommend:</p> <p>Review the Patient Records:</p> <ol style="list-style-type: none"> <li>1. Ensure DynamicTx™ technology is programmed "On"</li> <li>2. Enroll these patients in our Merlin.net™ network</li> <li>3. Monitor patients as normal, with no additional testing or follow-up needed.</li> </ol> <p>For patients implanted with a potentially-impacted Optisure lead connected to a device WITHOUT DynamicTx™* technology we recommend:</p> <ol style="list-style-type: none"> <li>1. Enroll these patients in our Merlin.net network</li> <li>2. Where clinically appropriate, consider turning off the SVC coil (select RV-to-Can vector)</li> <li>3. If dual coil shocking configuration is desired, consider performing a high voltage test using maximum energy.             <ol style="list-style-type: none"> <li>a. If shock delivery is normal - no additional testing is required</li> <li>b. If shock delivery identifies a short circuit – consider lead replacement</li> </ol> </li> </ol> <p>* DynamicTx™ technology automatically adjusts shock configurations to ensure the delivery of high-voltage therapy even if an electrical short were to occur.</p> <p>We recommend at your patient's next follow-up visit a St. Jude Medical representative be present to program an alert message into the implanted device. This will provide clinicians following patients with impacted subject lead an alert message on the Merlin™ Programmer upon interrogation, ensuring that future caregivers assessing the diagnostics of these devices receive the latest information and be made aware of this corrective action. We believe such actions will further the ability of our clinician partners to most optimally manage the care of their patients.</p>

## Defibrillation Leads

Model Identification	Advisory	Follow-up Recommendations at Time of Advisory
<p>Riata™ Defibrillation Lead (Models 1570, 1571, 1572, 1580, 1581, 1582)                      Riata™ i Defibrillation Lead (Models 1560, 1561, 1562, 1590, 1591, 1592)                      Riata™ ST Defibrillation Lead (Models 7000, 7001, 7002, 7010, 7011, 7040, 7041, 7042)</p>	<p>11/28/2011                      Class I</p> <p>Externalized conductors occur when an abrasion results in an outer insulation breach, allowing the normally contained conductors to become visible outside the lead body. Even though causality cannot be established, when externalized conductors are accompanied by reports of electrical malfunction, these reports typically include pacing or defibrillation impedance changes, inappropriate therapy, noise and oversensing, and pacing threshold rise. Externalized conductors have not been observed in Riata ST Optim™ and Durata™ models due to the presence of an abrasion resistant outer Optim™ lead insulation sheath.</p> <p>A summary of the types and incidence rates of Riata lead abrasion malfunctions is presented on pages 296-300 of this Product Performance Report.</p>	<p>St. Jude Medical and its Medical Advisory Board (MAB) make the following recommendations, which are consistent with standard best practices and our December 2010 product communication.</p> <p>Whenever possible, monitor devices and leads remotely and advise your patients of the importance of contacting you should they experience any adverse events. St. Jude Medical™ remote monitoring features can be used to detect electrical changes early that may be associated with externalized conductors.</p> <p>Continue to monitor your patient's implanted system at regularly scheduled intervals with particular attention to diagnostic information related to defibrillation lead performance. The recommendations for frequency of in-person are a follow-up period of every 3 - 6 months for ICD/CRT-D devices per the HRS/EHRA consensus.</p> <p>Review lead measurements including pacing and high voltage lead impedances per your standard follow-up procedures in particular looking for significant changes from the patient's previous follow-up visits.</p> <p>If there is evidence of a lead electrical failure, manage the patient per standard practice.<sup>1</sup> This may include x-ray or fluoroscopy. Additional testing, if necessary, could include provocative methods such as shoulder and arm movements and deep respiration while looking at the surface ECG and intracardiac electrograms with the programmer, which may reveal an intermittent problem associated with any source of lead electrical failure if one exists.</p> <p>The value of routine x-ray or fluoroscopy for patients with leads having no electrical abnormalities is unknown at this time and is therefore not recommended.</p> <p>In addition, prophylactic explant or replacement of a lead without electrical dysfunction is not recommended.</p> <p>Currently there is no expert consensus regarding whether patients undergoing pulse generator replacement should undergo fluoroscopy or lead replacement should an externalized conductor without electrical anomalies be present. This is, in part, because the risk versus benefit of replacing a lead in such a patient may vary from patient to patient and center to center. Clinical decisions in this setting should be individualized based on specific patient conditions and circumstances.</p> <p>Based on input from the MAB, St. Jude Medical is conducting a prospective study to evaluate further the incidence of externalized conductors and the long-term performance of leads with externalized conductors that do not exhibit electrical abnormalities.</p> <p><b>Current Status (February 28, 2017):</b> At the time of the advisory there was a worldwide reported all-cause insulation abrasion rate of 0.63% for Riata silicone leads. The worldwide reported rate for the subcategory of externalized conductors in Riata silicone leads was 0.10%. As of February 28, 2017, there have been additional reports. The worldwide reported rates of all-cause abrasion and externalized conductors for Riata silicone leads was 4.21% and 2.54% respectively.</p> <p>The latest information related to the silicone Riata lead advisory, including references to independent studies of Riata lead performance, can be obtained at <a href="http://www.RiataCommunication.com">www.RiataCommunication.com</a>.</p>

<sup>1</sup> Epstein, A.E. "Troubleshooting of Implantable Cardioverter-Defibrillators." Clinical Cardiac Pacing, Defibrillation, and Resynchronization Therapy, 3rd ed. Eds. Ellenbogen, K.A., Kay G.N., Lau, C-P., Wilkoff, B.L. Philadelphia: Elsevier, 2007. 1063-1086.



## Defibrillation Leads

Model Identification	Advisory	Follow-up Recommendations at Time of Advisory
<p>Riata™ Defibrillation Lead (Models 1570, 1571, 1572, 1580, 1581, 1582)                      Riata™ i Defibrillation Lead (Models 1560, 1561, 1562, 1590, 1591, 1592)                      Riata™ ST Defibrillation Lead (Models 7000, 7001, 7002, 7010, 7011, 7040, 7041, 7042)</p>	<p>12/15/2010                      Outside US Only</p> <p>Abrasion of silicone defibrillation leads is acknowledged within the clinical community as a well known clinical risk and is documented in the literature as the number one cause of lead failure across the industry with reported failure rates ranging from 3 to 10%. After more than 9 years of clinical use and approximately 227,000 implants, silicone insulated Riata™, Riata™ i, and Riata™ ST defibrillation leads have exhibited an insulation abrasion rate of 0.47% (inclusive of confirmed returns and complaints/observations with no associated return). There are several factors that can contribute to lead abrasion in implanted pacing and defibrillation systems, including physiological stresses placed on the lead due to patient anatomy, implant orientation, and mechanical stresses applied from concomitant devices in the body.</p> <p>A summary of the types and incidence rates of Riata lead abrasion malfunctions is presented on pages 296-300 of this Product Performance Report.</p>	<p>Continue to monitor your patient's implanted system at regularly scheduled intervals with particular attention to diagnostic information related to defibrillation lead performance. The recommendations for frequency of in-person or remote monitoring are a follow-up period of every 3 - 6 months for ICD/CRT-D devices per the HRS/EHRA consensus.</p> <p>Review lead measurements including pacing and high voltage lead impedances per your standard follow-up procedure in particular looking for significant changes from the patient's previous follow-up visits.</p> <p>If there is evidence of a lead electrical failure, manage the patient per standard practice.<sup>1</sup> This may include x-ray or fluoroscopy. Additional testing if necessary could include provocative methods such as shoulder and arm movements and deep respiration while looking at the surface ECG and intracardiac electrograms with the programmer, which may reveal an intermittent problem if one exists.</p> <p>Consider remote monitoring and advise your patients of the importance of contacting you if they experience any adverse events.</p> <p><b>Current Status (February 28, 2017):</b> At the time of the advisory there was a worldwide insulation abrasion rate of 0.47% for Riata silicone leads. As of February 28, 2017, there have been additional reports and the worldwide reported insulation abrasion rate is 4.21%.</p>

<sup>1</sup> Epstein, A.E. "Troubleshooting of Implantable Cardioverter-Defibrillators." Clinical Cardiac Pacing, Defibrillation, and Resynchronization Therapy, 3rd ed. Eds. Ellenbogen, K.A., Kay G.N., Lau, C-P., Wilkoff, B.L. Philadelphia: Elsevier, 2007. 1063-1086.

## ICM Devices

Model Identification	Advisory	Follow-up Recommendations at Time of Advisory
SJM Confirm™ ICM (Models DM2100, DM2102)	<p>3/11/2011 Class II US and Germany</p> <p>A product firmware upgrade using the Merlin™ Patient Care System (PCS) programmer running software versions 10.1.1.3, 10.1.1.2, or 11.2.2 leaves the implantable cardiac monitor device in a state which results in increased current usage. If not corrected this state could result in premature battery depletion.</p>	<p>If you are following any patients implanted with the SJM Confirm Models DM2100 or DM2102 and their device was upgraded using the Merlin programmer with the above mentioned software versions it is recommended to determine the patient's clinical reason for the implant and their continued need for the device:</p> <ul style="list-style-type: none"> <li>■ If the device has previously been used to record and assist in the diagnosis of an arrhythmia and is no longer needed, no further action is required. The device will exhaust its battery capacity prior to the 3 year expected longevity.</li> <li>■ If the unit is still indicated for diagnosing a potential clinical arrhythmia, contact your Field Clinical Engineer and he/she will assist in calculating the projected remaining longevity. If appropriate, the microprocessor operation can be reset to the nominal current drain.</li> <li>■ If the device is no longer indicated it can be left implanted until such time that a routine explant is desired.</li> </ul> <p>If the device is determined to be necessary and is experiencing increased current usage as described above, it can be corrected with assistance from your Sales Representative or St. Jude Medical Technical Services.</p> <p>St. Jude Medical is in the process of developing new Merlin PCS programmer software that will properly upgrade SJM Confirm devices.</p> <p><b>Current Status (December 31, 2016):</b> At the time of the advisory, 83 implanted devices world-wide were identified as having undergone the problematic firmware upgrade. All of these devices have been corrected using the Merlin PCS programmer or were determined by the clinician to not require further action because the device had already provided the necessary diagnostic information and was no longer required. There have been no additional implanted devices confirmed to have been affected by this issue. Updated Merlin PCS programmer software has been implemented which prevents this issue from occurring in the future.</p>

## Remote Monitoring/Transmitters

Model Identification	Advisory	Follow-up Recommendations at Time of Advisory
Merlin@home™ RF Remote Monitoring Transmitter EX1150	<p data-bbox="525 342 997 391">12/18/2014 Class II</p> <p data-bbox="525 407 997 553">A low incidence of Merlin@home transmitters initiating a software reset resulting in backup operation in some implanted St. Jude Medical Radio Frequency (RF) enabled Implantable Cardioverter Defibrillators (ICDs) and Pacemakers. Potentially affected RF devices include the St. Jude Medical Ellipse™, Fortify Assura™, Unify Assura™, and Quadra Assura™ ICDs and Assurity™ and Allure™ Pacemakers.</p> <p data-bbox="525 570 997 854">In the event that an Ellipse, Fortify Assura, Unify Assura, or Quadra Assura ICD enters backup mode, the nominal operational settings will be VVI pacing mode, 67 ppm, 5.0v/0.6ms with bipolar pacing output and defibrillation settings of a VF detection rate of 146 bpm and 36J high voltage therapy. In the event an Assurity or Allure pacemaker enters backup mode, it will have output settings of VVI pacing mode, 67 ppm, 5.0v/0.6ms with unipolar pacing. This issue can only occur when the patient is being actively monitored by a Merlin@home RF bedside transmitter. If a device enters backup mode, the Merlin@home system will detect it and an alert will be provided to the clinic. Additionally, the ICD will deliver a patient vibratory alert and the pacemaker will deliver a patient audible alert.</p> <p data-bbox="525 870 997 1138">For Ellipse, Fortify Assura, Unify Assura and Quadra Assura ICDs, the rate of occurrence is 0.25% based on 55,000 devices followed via Merlin.net™ remote monitoring. For Assurity and Allure pacemakers, the rate of occurrence is 0.016% based on 12,000 devices followed remotely. All pacemakers and the vast majority (approximately 90%) of ICDs reported to exhibit backup operation as a result of this anomaly were non-invasively restored to normal operation. In approximately 10% of the ICD cases, software was unable to be successfully restored and a device replacement was performed. The software download procedure was revised to ensure a successful download if an incident of a software reset were to occur in the future.</p> <p data-bbox="525 1154 997 1284">There have been no reported cases of serious injury or death associated with this anomaly. The issue will be resolved with a software update of the Merlin@home transmitter that will be performed automatically over its telephone, broadband, or cellular connection without requiring any action from you or your patients.</p> <p data-bbox="525 1300 997 1409">August 19, 2015 An additional software upgrade was implemented to address a second software anomaly coexisted in the Merlin@home system that also had the potential to cause software resets for potentially affected St. Jude Medical devices.</p>	<p data-bbox="997 342 1955 472">The Merlin@home transmitter software has been modified to prevent this issue from occurring and has received FDA approval. A Merlin@home software update will be performed automatically over its telephone, broadband, or cellular connection without requiring any action from you or your patients. No changes to your patient's remote or in-clinic follow up schedules are required. The process of automatically "uploading" this new version of software to patient transmitters has begun. Patients with implanted devices not mentioned above, patients who are being remotely followed with inductive telemetry (wand directly over the device) and patients not being followed remotely are not affected by this issue.</p> <p data-bbox="997 488 1955 594"><b>Current Status (December 31, 2016):</b> The worldwide event rate of Merlin@home transmitters initiating a software reset resulting in backup operation for Ellipse, Fortify Assura, Unify Assura and Quadra Assura ICDs, was 0.30% based on 83,000 devices followed via Merlin.net™ remote monitoring. For Assurity and Allure pacemakers, the rate of occurrence was 0.06% based on 12,000 devices followed remotely. As of December 31, 2016, there were additional reports and the rate for Ellipse, Fortify Assura, Unify Assura and Quadra Assura ICDs, was 0.46%. For Assurity and Allure pacemakers, the rate of occurrence was 0.10%.</p>

# HEALTHCARE PROFESSIONAL COMMUNICATIONS

# HEALTHCARE PROFESSIONAL COMMUNICATIONS

## Pacemaker and CRT-P Devices

Model Identification	Communication	Details
<p>Affinity™, Entity™, Integrity™, Identity™, Sustain™, Frontier™, Victory™ and Zephyr™ models</p>	<p>1/29/2014 Worldwide As part of St. Jude Medical's commitment to communications on device performance, and in consultation with our Medical Advisory Board, we provided Health Care Professionals information regarding possible effects of electrocautery on older generation St. Jude Medical pacemakers.</p>	<p>St. Jude Medical has reviewed incident reports on specific older generation pacemaker models exposed to electrocautery. When devices from these pacemaker families are exposed to electrocautery (as well as the PEAK PlasmaBlade™blade), they may exhibit a temporary change in function that could persist for 30 seconds or longer after the electrocautery exposure has been terminated. The duration of the effect depends on several factors including the battery voltage of the device, the energy of the electrocautery output, and the distance from the electrocautery source to the implanted system. The most clinically significant observation has been loss of capture due to a transient reduction in the pacing output voltage. Placing a magnet over the device or programming to an asynchronous pacing mode will not prevent this temporary reduction in pacing output.</p> <p>The effects of electrocautery on cardiac implantable electronic device operation are well documented in the scientific literature and most, if not all, pacemaker and implantable cardioverter defibrillator (ICD) User's Manuals include labeling about the use of electrosurgery equipment and its possible effects on the operational characteristics and/or internal circuitry of these devices.</p> <p>As is the case with all perioperative assessments in patients with cardiac implantable electronic devices, evaluating the individual patient's dependence on the implanted device should be assessed prior to any procedure that would ordinarily require electrocautery, particularly a pacemaker procedure. If pacemaker dependency is identified, either do not use electrocautery or employ appropriate precautions to ensure that the heart rate will be supported in the presence of electrocautery. Consideration of placing a temporary transvenous pacemaker is appropriate.<sup>1,2</sup></p> <p>All St. Jude Medical pacemaker and ICD User's Manuals provide Warnings and Precautions regarding the use of electrosurgical devices in the vicinity of an implanted device.</p> <p>Importantly, the more recent families of St. Jude Medical pacemakers (Accent and Anthem) and all ICDs are not subject to this temporary change in function from the extended effects of electrocautery.</p> <p>References: <sup>1</sup> Hayes and Friedman, Cardiac Pacing, Defibrillation and Resynchronization, 2nd Edition, p. 192 <sup>2</sup> Ellenbogen and Wood, Cardiac Pacing and ICDs, 4th Edition, p. 227</p>

# INDEX

## CRT Devices

	Pg
Allure Quadra MP™ CRT-P (PM3262)	64
Allure Quadra™ RF CRT-P (PM3242)	66
Allure™ RF CRT-P (PM3222)	65
Anthem™ RF CRT-P (PM3210)	67
Atlas™ + HF CRT-D (V-343)	51
Frontier™ II CRT-P (5586)	69
Promote™ + CRT-D (CD3211-36)	47
Promote™ + CRT-D (CD3211-36Q)	45
Promote™ RF CRT-D (3207-36)	49
Quadra Assura™ CRT-D (CD3265-40)	34
Quadra Assura™ CRT-D (CD3265-40Q)	32
Quadra Assura™ CRT-D (CD3365-40C)	24
Quadra Assura™ CRT-D (CD3365-40Q)	21
Quadra Assura MP™ CRT-D (CD3369-40C)	19
Quadra Assura MP™ CRT-D (CD3369-40Q)	20
Unify Assura™ CRT-D (CD3257-40)	36
Unify Assura™ CRT-D (CD3257-40Q)	35
Unify Assura™ CRT-D (CD3357-40C)	29
Unify Assura™ CRT-D (CD3357-40Q)	26
Unify Quadra™ CRT-D (CD3249-40)	39
Unify Quadra™ CRT-D (CD3249-40Q)	37
Unify™ CRT-D (CD3231-40)	43
Unify™ CRT-D (CD3231-40Q)	41

## Left-Heart Leads

	Pg
Quartet™ (1456Q)	77
Quartet™ (1458Q)	78
Quartet™ (1458QL)	76
QuickFlex™ (1156T)	82
QuickFlex™ μ (1258T)	80
QuickFlex™ XL (1158T)	84
QuickSite™ (1056K)	90
QuickSite™ (1056T)	88
QuickSite™ XL (1058T)	86

## ICDs

	Pg
Atlas™ + DR (V-243)	118
Atlas™ + VR (V-193)	149
Atlas™ II + DR (V-268)	117
Atlas™ II VR (V-168)	148
Current™ + DR (CD2211-36)	113

## ICDs

	Pg
Current™ + DR (CD2211-36Q)	111
Current™ + VR (CD1211-36)	145
Current™ + VR (CD1211-36Q)	143
Current™ DR RF (2207-36)	115
Current™ VR RF (1207-36)	146
Ellipse™ DR (CD2311-36)	104
Ellipse™ DR (CD2311-36Q)	103
Ellipse™ DR (CD2411-36C)	98
Ellipse™ DR (CD2411-36Q)	97
Ellipse™ VR (CD1311-36)	139
Ellipse™ VR (CD1311-36Q)	138
Ellipse™ VR (CD1411-36C)	131
Ellipse™ VR (CD1411-36Q)	130
Fortify Assura™ DR (CD2257-40)	106
Fortify Assura™ DR (CD2257-40Q)	105
Fortify Assura™ DR (CD2357-40C)	101
Fortify Assura™ DR (CD2357-40Q)	99
Fortify Assura™ VR (CD1257-40)	137
Fortify Assura™ VR (CD1257-40Q)	136
Fortify Assura™ VR (CD1357-40C)	134
Fortify Assura™ VR (CD1357-40Q)	132
Fortify™ DR (CD2231-40)	109
Fortify™ DR (CD2231-40Q)	107
Fortify™ VR (CD1231-40)	142
Fortify™ VR (CD1231-40Q)	140

## Defibrillation Leads

	Pg
Durata™ (7120, 7121)	170
Durata™ (7122)	172
Durata™ DF4 (7120Q, 7121Q)	166
Durata™ DF4 (7122Q)	168
Durata™ DF4 (7170Q, 7171Q)	164
Optisure™ DF4 (LDA210Q)	163
Optisure™ DF4 (LDA220Q)	162
Optisure™ DF4 (LDA230Q)	161
Riata™ (1570, 1571)	186
Riata™ (1580, 1581)	187
Riata™ (1582)	185
Riata™ i (1590, 1591)	184
Riata™ ST (7000, 7001)	182

## Defibrillation Leads

Riata™ ST (7002)	Pg	181
Riata™ ST (7010, 7011)		179
Riata™ ST (7040, 7041)		180
Riata™ ST Optim™ (7020, 7021)		176
Riata™ ST Optim™ (7022)		178
Riata™ ST Optim™ (7070, 7071)		174
SPL™ (SP01, SP02, SP03, SP04)		190
TVL™ ADX (1559)		189

## Pacemakers

Accent™ DR (PM2110)	Pg	203
Accent™ DR RF (PM2210)		201
Accent™ SR (PM1110)		232
Accent™ SR RF (PM1210)		233
Affinity™ DC (5230)		221
Affinity™ DR (5330, 5331)		221
Affinity™ SR (5130, 5131)		244
Assurity™ DR RF (PM2240)		200
Assurity™ VR (PM1240)		231
Endurity™ DR (PM2160)		199
Endurity™ VR (PM1160)		230
Entity™ DC (5226)		220
Entity™ DR (5326)		220
Identity ADx™ DR (5380)		214
Identity ADx™ SR (5180)		240
Identity ADx™ XL DC (5286)		215
Identity ADx™ XL DR (5386)		215
Identity™ (5370)		218
Identity™ SR (5172)		241
Identity™ XL (5376)		219
Integrity™ ADx DR (5366)		213
Integrity™ AFx DR (5342, 5346)		217
Integrity™ SR (5142)		243
Microny™ (2425T, 2525T, 2535K)		242
Verity ADx™ XL DC (5256)		212
Verity ADx™ XL DR (5356)		212
Verity ADx™ XL DR M/S (5357M/S)		212
Verity ADx™ XL SC (5056)		239
Verity ADx™ XL SR (5156)		239
Verity ADx™ XL SR M/S (5157M/S)		239

## Pacemakers

Victory™ DR (5810)	Pg	207
Victory™ SR (5610)		238
Victory™ XL DR (5816)		210
Zephyr™ DR (5820)		205
Zephyr™ SR (5620)		237
Zephyr™ XL DR (5826)		208
Zephyr™ XL SR (5626)		235

## Pacing Leads

AV Plus™ DX (1368)	Pg	278
IsoFlex™ Optim™ (1944)		256
IsoFlex™ Optim™ (1948)		258
IsoFlex™ P (1648T)		270
IsoFlex™ S (1642T)		271
IsoFlex™ S (1646T)		272
OptiSense™ (1699T, 1699TC)		260
OptiSense™ (1999)		254
Passive Plus™ DX (1336T, 1342T, 1346T)		281
Tendril™ (1782T, 1782TC)		266
Tendril™ (1788T, 1788TC)		268
Tendril™ DX (1388T, 1388TC)		279
Tendril™ SDX (1488T, 1488TC)		276
Tendril™ SDX (1688T, 1688TC)		274
Tendril™ ST Optim™ (1882T, 1882TC)		264
Tendril™ ST Optim™ (1888T, 1888TC)		262
Tendril™ STS (2088TC)		252

## Implantable Cardiac Monitors

SJM Confirm™ (DM2100)	Pg	288
-----------------------	----	-----

## Focus on Clinical Performance

ICD Premature Battery Depletion Advisory Update	Pg	292
Update on Durata™ Lead Performance		301
Update on Optim™ Lead Insulation		306
Update on Riata™ Lead Performance		296



# INDEX OF PHASED-OUT MODELS

# PHASED-OUT MODELS

As stated in the introduction of this Product Performance Report, product performance is plotted over a maximum range of 20 years, with a minimum of 500 registered implants required for inclusion in the report. As such, models that no longer meet the criteria for inclusion have been phased-out of the Product Performance Report over time. In order to provide our customers with information on these phased-out models, an index including the final edition for each phased-out model has been included. Previous Product Performance Reports can be viewed on the web at [www.SJM.com](http://www.SJM.com).

## CRT Devices

Atlas™ + HF (V-340)  
 Atlas™ II HF (V-365)  
 Atlas™ II + HF (V-366)  
 Epic™ HF (V-337)  
 Epic™ HF (V-338)  
 Epic™ II HF (V-355)  
 Frontier™ (5508)  
 Promote™ (3107-36)  
 Promote™ RF (3207-30)

## Final Edition

Apr 2011  
 Dec 2015  
 Dec 2015  
 Apr 2011  
 May 2010  
 Apr 2011  
 May 2010  
 Nov 2010  
 May 2014

## ICDs

Atlas™ DR (V-240)  
 Atlas™ DR (V-242)  
 Atlas™ II DR (V-265)  
 Atlas™ VR (V-199)  
 Contour™ II (V-185, V-185AC, V-185B, V-185C, V-185D)  
 Contour™ MD (V-175, V-175AC, V-175B, V-175C, V-175D)  
 Current™ DR (2107-36)  
 Current™ DR RF (2207-30)  
 Current™ VR (1107-36)  
 Current™ VR (1207-30)  
 Epic™ + DR (V-236)  
 Epic™ + DR (V-239)  
 Epic™ DR (V-233)  
 Epic™ DR (V-235)  
 Epic™ II DR (V-255)  
 Epic™ II DR (V-258)  
 Epic™ II VR (V-158)  
 Epic™ + VR (V-196)  
 Epic™ VR (V-197)  
 Photon™ DR (V-230HV)

## Final Edition

May 2010  
 Dec 2014  
 May 2014  
 Nov 2010  
 May 2008  
 May 2010  
 Nov 2010  
 Dec 2015  
 May 2010  
 Nov 2013  
 May 2010  
 May 2014  
 Apr 2011  
 Nov 2010  
 May 2010  
 Nov 2013  
 Nov 2013  
 Nov 2013  
 Dec 2015  
 Nov 2010  
 Oct 2007

## ICDs

Photon™ μ DR (V-232)  
 Photon™ μ VR (V-194)  
 Profile™ (V-186F, V-186HV3)

## Final Edition

Oct 2009  
 May 2010  
 Oct 2007

## Defibrillation Leads

Riata™ i (1560, 1561)  
 Riata™ ST Optim™ (7030, 7031)  
 TVL™ RV (RV01, RV02, RV03, RV06, RV07)  
 TVL™ SVC (SV01, SV02, SV03)

## Final Edition

Dec 2016  
 Nov 2013  
 May 2010  
 May 2010

## Pacemakers

AddVent™ (2060)  
 Affinity™ VDR (5430)  
 Integrity™ μ SR (5136)  
 Integrity ADx™ DR (5360)  
 Integrity ADx™ SR (5160)  
 Integrity™ μ DR (5336)  
 Meta™ DDDR (1256)  
 Meta™ DDDR (1256D)  
 Paragon™ (2010, 2011, 2012)  
 Paragon™ II (2016)  
 Paragon™ III (2304, 2314, 2315)  
 Phoenix™ II (2005, 2008, 2009)  
 Phoenix™ III (2204, 2205)  
 Regency™ SC+ (2400L, 2402L)  
 Solus™ (2002, 2003)  
 Solus™ II (2006, 2007)  
 Synchrony™ II (2022, 2023)  
 Synchrony™ III (2028, 2029)  
 Tempo™ D (2902)  
 Tempo™ DR (2102)  
 Tempo™ V (1102)

## Final Edition

May 2010  
 May 2010  
 Nov 2013  
 Nov 2013  
 Nov 2013  
 Nov 2010  
 Oct 2008  
 Oct 2008  
 Nov 2010  
 Nov 2010  
 May 2010  
 Nov 2010  
 Nov 2010  
 Apr 2009  
 May 2010  
 Nov 2010  
 Nov 2010  
 Oct 2009  
 May 2010  
 Oct 2008  
 Oct 2008  
 May 2010

# PHASED-OUT MODELS

## Pacemakers

Tempo™ VR (1902)  
Trilogy™ DC (2308)  
Trilogy™ DC+ (2318)  
Trilogy™ DR (2350)  
Trilogy™ DR+ (2360, 2364)  
Trilogy™ SR (2250)  
Trilogy™ SR+ (2260, 2264)

## Pacing Leads

ACE™ (1015M, 1025M)  
Fast-Pass™ (1018T, 1028T)  
IsoFlex™ P (1644T)  
Passive Plus™ (1135K, 1143K, 1145K, 1235K, 1243K, 1245K)  
Passive Plus™ (1136T, 1142T, 1146T, 1222T, 1226T, 1236T, 1242T, 1246T)  
Passive Plus™ DX (1343K, 1345K)  
Permathane™ ACE (1035M)  
Permathane™ ACE (1036T, 1038T)  
Tendril™ (1148T, 1188T)  
Tendril™ (1188K)  
Tendril™ DX (1388K)  
Unipolar Lead (1007)

## Final Edition

May 2010  
Oct 2006  
Oct 2009  
Apr 2007  
May 2010  
Oct 2009  
Nov 2010

## Final Edition

Oct 2009  
Oct 2009  
Apr 2011  
May 2010  
Dec 2014  
May 2010  
May 2010  
May 2010  
Dec 2015  
May 2010  
May 2010  
May 2010

**Rx Only**

**Brief Summary:** Prior to using these devices, please review the Instructions for Use for a complete listing of indications, contraindications, warnings, precautions, potential adverse events and directions for use.

Unless otherwise noted, ™ indicates that the name is a trademark of, or licensed to, St. Jude Medical or one of its subsidiaries. ST. JUDE MEDICAL and the nine-squares symbol are trademarks and service marks of St. Jude Medical, LLC and its related companies. © 2017 St. Jude Medical, LLC. All Rights Reserved.

**St. Jude Medical, LLC**

Global Headquarters  
One St. Jude Medical Drive  
St. Paul, Minnesota 55117  
USA  
**T** +1 651 756 2000 | **F** +1 651 756 3301

**St. Jude Medical, LLC**

Cardiac Rhythm Management Division  
15900 Valley View Court  
Sylmar, California 91342  
USA  
**T** +1 818 362 6822 | **F** +1 818 364 5814

**St. Jude Medical S.C., Inc.**

Americas Division  
6300 Bee Cave Road  
Bldg. Two, Suite 100  
Austin, Texas 78746  
USA  
**T** +1 512 286 4000 | **F** +1 512 732 2418

**SJM Coordination Center BVBA**

The Corporate Village  
Da Vincilaan 11-Box F1  
B-1935 Zaventem, Belgium  
**T** +32 2 774 68 11 | **F** +32 2 772 83 84

[SJM.com](http://SJM.com)