
Product
Performance
Report

Cardiac Rhythm Management

October 2007

OCTOBER 2007

As world leaders in the development of state-of-the-art technology for cardiac rhythm management (CRM) devices, St. Jude Medical appreciates that our products are implanted in people whose health and wellbeing depend on their performance. From product design through patient follow-up, St. Jude Medical employees are dedicated to product quality and patient safety. In keeping with this commitment, we publish a product performance report semi-annually to keep the healthcare community and the patients it serves informed of the overall performance of our cardiac devices, which include implantable cardioverter defibrillators (ICDs), pacemakers and implantable pacing and defibrillation leads.

St. Jude Medical also recognizes the value of the industry working together to provide transparent and consistent information on the performance of CRM products. Following the 2005 Policy Conference on Pacemaker and ICD Device Performance, cardiac device companies have worked together through AdvaMed to establish "Requirements for Uniform Reporting of Clinical Performance of Pulse Generators." St. Jude Medical adopted the proposal, which sets forth the definitions and requirements for product performance reports and seeks to provide physicians and their patients with a level of device performance information that is consistent across manufacturers.

As we continually strive to provide transparent and consistent information on the performance of our products, we are pleased to release this product performance report with the latest performance information on our ICDs, pacemakers and lead systems.

Sincerely,



Kathleen M. Chester

Vice President, Regulatory Affairs & Quality Assurance

Introduction and OVERVIEW	5
CARDIAC RESYNCHRONIZATION THERAPY	
CRT ICDs	14
Summary Information	22
Battery Longevity	22
Pulse Generators	24
Summary Information	28
Left Heart Leads	30
Laboratory Analysis	32
ICDs	
DUAL CHAMBER	34
Summary Information	48
Battery Longevity	50
SINGLE CHAMBER	52
Summary Information	62
Battery Longevity	64
DEFIBRILLATION LEADS	66
Laboratory Analysis	73
PULSE GENERATORS	
DUAL CHAMBER	76
Summary Information	98
SINGLE CHAMBER	102
Summary Information	118
PACING LEADS	
BIPOLAR	122
UNIPOLAR	127
Laboratory Analysis	131
ADVISORIES AND SAFETY ALERTS	134
INDEX	142

Serving our mission

St. Jude Medical's mission is to make life better through excellence in medical device technology and services. Toward that effort, we maintain a rigorous approach to ensuring the quality of our products. The key elements of this effort include:

- Compliance with U.S. and international quality system standards, such as the U.S. FDA Quality Systems Regulation (21 CFR Part 820) and ISO 13485 (an international standard for the Quality Management System for medical devices);
- Thorough evaluation of product design, including extensive design verification and validation, as well as product qualification testing;
- Rigorous control of the design and manufacturing processes;
- Inspection and qualification of externally supplied components and materials;
- Timely analysis of returned products, including extensive malfunction investigation;
- Extensive internal auditing; and
- Continuous improvement programs.

What you'll find in this report

For all ICDs starting with Photon Micro and for all pacemakers starting with Affinity, you will find the analysis of data, according to the AdvaMed guidelines, collected through June 30, 2007, including:

- A graph of survival probability that reflects reasons for device removal (including normal battery depletion, malfunction with compromised therapy, and malfunction without compromised therapy). It includes non-returned devices removed from service for battery depletion with no associated complaint as normal battery depletions;
- A graph of survival probability that excludes normal battery depletion in the Analysis;
- A table that accompanies and summarizes the data in each graph; and
- An update to Advisories on implantable devices starting in 2003.

Additional tables for ICDs starting with Photon Micro and pacemakers starting with Affinity that aggregate and summarize the data in the report can be found on pages 22 for Cardiac Resynchronization Therapy (CRT) ICDs, for CRT-Pulse Generators page 28, for ICDs pages 48 and 62 and for Pulse Generators pages 98 and 118.

For ICDs prior to Photon Micro and pacemakers prior to Affinity, you will find analysis of the data collected through June 30, 2007, consistent with previous product performance reports. These device models include:

ICDs

Photon DR V-230HV
Profile V-186F, V-186HV3
Contour MD V-175, V-175AC,
V-175B, V-175C, V-175D
Contour II V-185, V-185AC,
V-185B, V-185C, V-185D

Pulse Generators (Pacemakers)

Meta DDDR 1256D
Tempo D 2902
Tempo DR 2102
Meta DDDR 1256
Trilogy DC+ 2318
Trilogy DR+ 2360, 2364
Paragon III 2304, 2314, 2315
Paragon II 2016
Paragon 2010, 2011, 2012
Synchrony III 2028, 2029
Synchrony II 2022, 2023
AddVent 2060
Microny 2425T, 2525T, 2535K
Regency SC+ 2400L, 2402L
Tempo V 1102
Tempo VR 1902
Trilogy SR+ 2260, 2264
Trilogy SR 2250
Solus II 2006, 2007
Solus 2002, 2003
Phoenix III 2204, 2205
Phoenix 2 2005, 2008, 2009

For all CRT leads, defibrillation leads, and pacing leads, you will find analysis of the data collected through June 30, 2007. Laboratory analysis of the most recently released CRT leads, defibrillation leads, and pacing leads returned from the U.S. market is summarized by model. The laboratory analysis results are categorized into one of the following three categories:

- **Implant Damage** - obvious damage incurred at the time of attempted implant, including but not limited to insulation cuts and damage, helix overtorque, and stylet perforation.
- **Electrical Malfunction** - a disruption in the insulation or conductors resulting in compromised electrical performance.
- **Other** - includes other sources of malfunction not attributed to damage incurred at the attempted implant and not resulting in compromised electrical failures. This category also includes any partial leads returned with an alleged malfunction even if it was not possible to perform analysis to confirm the malfunction.

Older lead models for which survival charts are presented consistent with previous product performance reports include:

Defibrillation Leads

TVL ADX 1559
SPL SP01, SP02, SP03, SP04
TVL RV RV01, RV02, RV03, RV06,
RV07
TVL SVC SV01, SV02, SV03

Pacing Leads

Tendril 1148, 1188T
Tendril DX 1388T/TC
Fast-Pass 1018T, 1028T
Passive Plus 1136T, 1142T,
1146T, 1222T, 1226T, 1236T,
1242T, 1246T
Passive Plus DX 1336T, 1342T,
1346T
Permathane ACE 1036T, 1038T

Tendril 1188K
Tendril DX 1388K
Fast-Pass 1007
Passive Plus 1135K, 1143K,
1145K, 1235K, 1243K, 1245K
Passive Plus DX 1343K, 1345K
Permathane ACE 1035M
ACE 1015M, 1025M, 1026T

We have also included a summary of the methods used for measuring product performance and a summary of the definitions for key terms used in preparing the report. Additionally, the survival charts include a summary description section, as identified below:

ICDs and Pulse Generators (Pacemakers)

US Market Release Date
Registered Number of US Implants
Estimated Number of Active US Implants
Estimated Longevity in years
Number of Normal Battery Depletions
Number of Malfunctions (including returns related to Advisories)
Number of Advisories
Maximum Delivered Energy – in joules (ICDs only)

Leads

US Market Release Date

Registered Number of US Implants

Estimated Number of Active US Implants

Lead Type and/or Fixation

Insulation

Polarity

Steroid

Number of Advisories

Laboratory Analysis Results (for the most recent market released models)

Methodology

For devices that are implanted in the body and have a service life of several years, measuring performance presents a number of considerations for medical device manufacturers. St. Jude Medical encourages that all products, once they are taken out of a patient for any reason, be returned for analysis. There are some situations where those devices are not always returned. These include, for example, pacing and defibrillation leads that are not routinely explanted due to the risk to patients of explanting these devices.

The industry standard method of evaluating product performance is survival analysis, which estimates the probability that a device will not malfunction during a specified period of time. This statistical method best represents device performance in general over a specified period of time.

How St. Jude Medical measures product performance

For ICDs, pacemakers and leads, we compile cumulative survival data based on the actuarial (or life-table) method of survival analysis. Product performance is plotted over a maximum of 20 years, with a minimum of 500 registered implants required for inclusion in the report, and a minimum sample size for each time period of 200 devices. The data for the analysis covers all documented implants in the United States, and includes the analysis of all domestically implanted pulse generators returned to St. Jude Medical. The analysis measures device performance to specification, and does not reflect medical complications such as infection, erosion, muscle stimulation or inhibition, or units implanted for fewer than 24 hours.

“Survival” refers to the proper function of the device, not the survival of the patient, and is intended to illustrate the calculated probability of device survival at a given point in time. A survival probability of 99% at five years, for example, indicates that at five years after implant, the system has a 1% risk of incurring a malfunction and/or normal battery depletion. All devices within each model family (except where noted) are included in the calculations.

St. Jude Medical lead analysis includes all leads returned to the company, as well as those registered as complaints but not returned. This method is used to ensure a conservative failure estimate for lead performance. At the time of this report, St. Jude Medical is not using data from leads registry studies.

The method to calculate leads survival includes lead complications (returns and complaints not returned) with implant duration greater than 30 days. Lead complications under 30 days are not considered to be related to a lead malfunction and are therefore excluded from the survival calculations, consistent with industry practice.

Implanted cardiac leads are subjected to constant, complex flexural and torsional forces, interactions with other leads and/or the pulse generator device, plus other forces associated with cardiac contractions and patient physical activity, posture, and anatomical influences. As such, cardiac leads’ functional lifetimes are therefore limited and indeed, their functional longevity can not be predicted.

Because of the large size of the U.S. data pool, and because in general the same products are used both in the U.S. and internationally, we consider the data in this report to be accurately representative of each device’s performance, regardless of where in the world it was implanted.

Medical Advisory Board Review

St. Jude Medical has established separate device and leads medical advisory boards (MABs) to review the performance data contained in this report prior to its release and publication on a semi-annual basis. MAB members and their location of practice include:

Devices

Dr. Steven Bailin, Des Moines, Iowa
Dr. Jim Baker, Nashville, Tennessee
Dr. Anne Curtis, Tampa, Florida
Dr. Steve Greenberg, Roslyn, New York
Dr. Thomas Mattioni, Phoenix, Arizona
Dr. Gery Tomassoni, Lexington, Kentucky

Leads

Dr. Christopher Fellows, Seattle, Washington
Dr. Roger Freedman, Salt Lake City, Utah
Dr. David Hayes, Rochester, Minnesota
Dr. Steven Kalbfleisch, Columbus, Ohio
Dr. Steven Kutalek, Philadelphia, Pennsylvania
Dr. Raymond Schaerf, Burbank, California
Dr. Bruce Wilkoff, Cleveland, Ohio

Returning Devices to St. Jude Medical

To maintain the continued accuracy of our performance reporting, we encourage physicians to notify our Patient Records department each time a device is removed from service as a result of device replacement or patient death. Our Patient Records department can be reached at 888-SJM-CRMD or 818-362-6822.

All explanted devices should be returned for evaluation. St. Jude Medical will provide upon request a Returned Products Kit comprised of a postage paid explant box with a shipping address label, a Removed Device Information (RDI) form, a biohazard bag, and biohazard labels to seal the explant box. This kit, order #N0004, can be ordered at no charge through St. Jude Medical Customer Service by any of the following means:

- Call SJM CRM Customer Service at 800-681-9293
- Fax SJM CRM Customer Service at 866-805-3405
- Email SJM CRM Customer Service at lit@sjm.com

In addition, we are always ready to respond to questions, comments or suggestions. You can reach us by phone at 888-SJM-CRMD, or on the web at www.sjm.com.

Definitions

The following definitions have been used in preparing this report. Where applicable, the asterisk denotes definitions taken verbatim or based on AdvaMed Proposal definitions.

Estimated Active Implants - The total number of registered implants of a device, adjusted to reduce the bias attributable to the potential underreporting of:

- Devices removed from service due to malfunction;
- Devices removed from service while in specification, such as devices removed due to changes in patient condition;
- Devices removed from service due to patient death; and
- Devices removed from service due to normal battery depletion.

In St. Jude Medical's product performance reports, additional adjustments have been made to account for potential underreporting of patient deaths and devices removed from service due to battery depletion. For underreporting of devices removed from service due to battery depletion, in addition to returned product, we have also included product that has not been returned in the total count of normal battery depletion. By doing this, we see a steeper decline in the all cause survival probabilities in the latter years of the device life due to normal battery depletion.

Estimated Longevity - The estimated number of years in which a device is expected to reach its Elective Replacement Indicator (ERI), as stated in the product user's manual. The estimate is based on battery life approximations, and is affected by many factors such as programmed parameters, percentage of time paced, internal impedance, use of AutoCapture, etc. For example, the estimated longevity for pacemakers is based on the mean longevity (or 50%) value in our manuals corresponding to a pacing output setting of 3.5 V, 500 ohm lead impedance, 100% DDD pacing, AutoCapture Off, and Stored EGMs Off (e.g. estimated longevity of 6.9 years for Identity pacemaker model 5386). However, actual performance would vary considerably, depending on the actual programmed settings and operations. We estimate that due to differences in actual programmed settings and operations, including use of AutoCapture by physicians, approximately 85% of pacemakers could survive up to the estimated mean longevity value.

Malfunction - Having characteristics that are outside the performance limits established by the manufacturer while implanted and in service, as confirmed by laboratory analysis, except changes to characteristics due to normal battery depletion or induced malfunction. Device damage caused after or during explant is not considered a malfunction.*

*AdvaMed Proposal - Requirements for Uniform Reporting of Clinical Performance of Pulse Generators.

Malfunction with Compromised Therapy - The condition when a device is found to have “malfunctioned,” as defined above, in a manner that compromised pacing or defibrillation therapy (including complete loss or partial degradation) while implanted and in service. Therapy is considered to have been compromised if no therapy is available or critical patient-protective pacing or defibrillation therapy is not available.*

(A malfunction with compromised therapy does not imply that a patient has actually experienced a serious complication or death as a result of the malfunction although it does imply that the potential for a serious complication or death did exist during the period of the malfunction.)

Malfunction without Compromised Therapy - The condition when a device is found to have “malfunctioned,” as defined above, in a manner that did not compromise pacing or defibrillation therapy while implanted and in service, as confirmed by laboratory analysis. Therapy is not compromised as long as the critical patient-protective pacing and defibrillation therapies are available. Changes in device setting that occur as intended by the design (for example, reversion to a designed Safe Mode or Power-On Reset [POR]) that do not result in loss of critical patient protective therapies but are the reported reasons for explant shall be categorized as a Malfunction without Compromised Therapy.*

Normal Battery Depletion - The condition where a returned device met its electrical specification and reached its elective replacement indicator voltage:

- with implant duration meeting or exceeding the nominal predicted longevity at default shipped settings,*
or
- with an implant duration exceeding 75% of its estimated longevity, based on the longevity calculation tool using information from device usage and the actual device settings.* A device that does not exceed 75% of its estimated longevity would be considered a premature battery depletion malfunction (either with or without compromised therapy), provided that actual device setting information is available.

*AdvaMed Proposal - Requirements for Uniform Reporting of Clinical Performance of Pulse Generators.

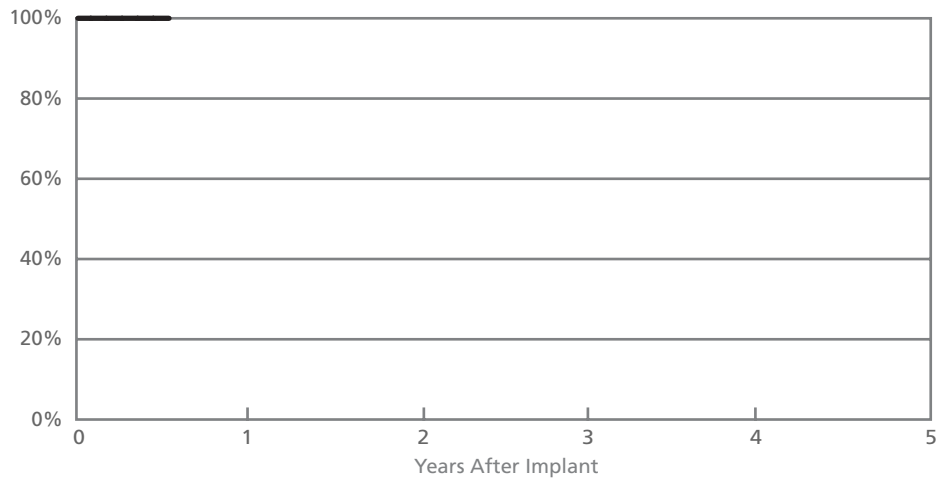
**Cardiac
Resynchronization
Therapy**
CRT ICDs

Cardiac Resynchronization Therapy

Epic™ II HF (Model V-355)

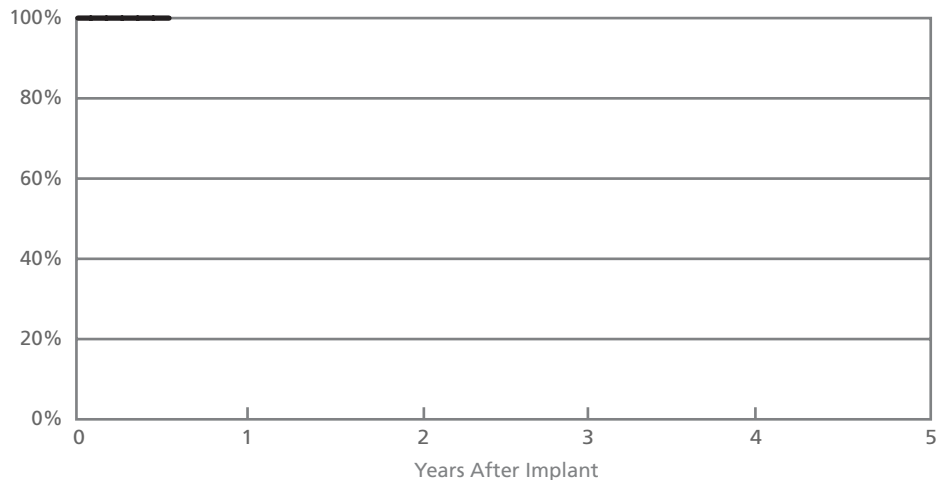
US Market Release	May 2006	Normal Battery Depletion	0
Registered US Implants	842	Malfunctions	0
Estimated Active US Implants	792	Malfunctions w/ Compromised Therapy	0
Estimated Longevity	(see table on page 22)	Malfunctions w/o Compromised Therapy	0
Max. Delivered Energy	30 joules	Number of Advisories	None

Including Normal Battery Depletion



Year	at 7 months				
Survival Probability	100.00%				
± 1 standard error	0.00%				
Sample Size	500				

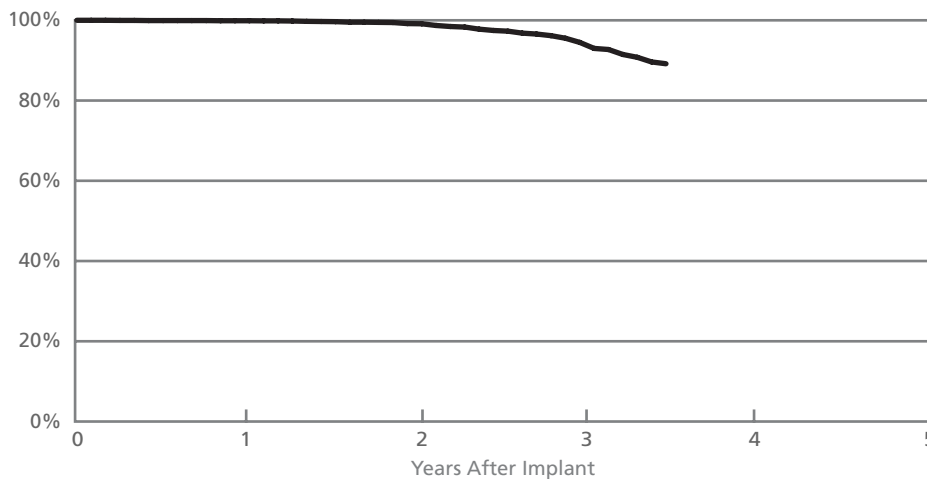
Excluding Normal Battery Depletion



Year	at 7 months				
Survival Probability	100.00%				
± 1 standard error	0.00%				

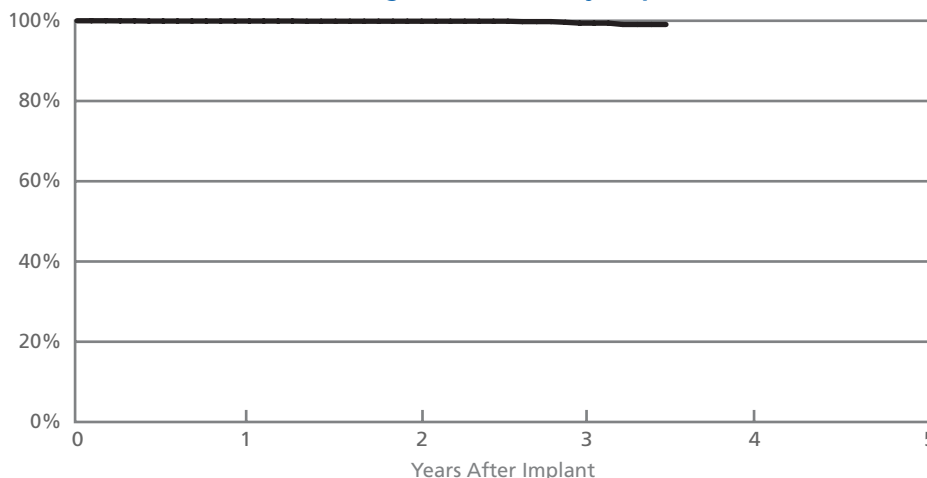
Epic™ HF (Model V-338)			
US Market Release	June 2004	Normal Battery Depletion	91
Registered US Implants	3,085	Malfunctions	7
Estimated Active US Implants	1,847	Malfunctions w/ Compromised Therapy (0 related to Advisory)	2
Estimated Longevity	(see table on page 22)	Malfunctions w/o Compromised Therapy (0 related to Advisory)	5
Max. Delivered Energy	30 joules	Number of Advisories (see pages 134-139)	Two

Including Normal Battery Depletion



Year	1	2	3	at 42 months
Survival Probability	99.89%	99.18%	94.49%	89.17%
± 1 standard error	0.06%	0.15%	0.62%	1.41%
Sample Size	3100	2500	1300	300

Excluding Normal Battery Depletion

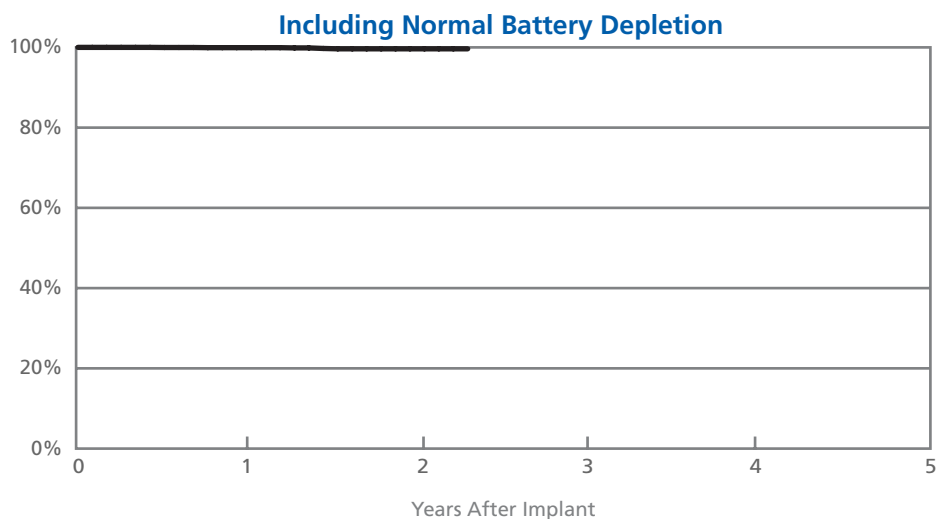


Year	1	2	3	at 42 months
Survival Probability	99.93%	99.89%	99.41%	99.07%
± 1 standard error	0.05%	0.06%	0.21%	0.45%

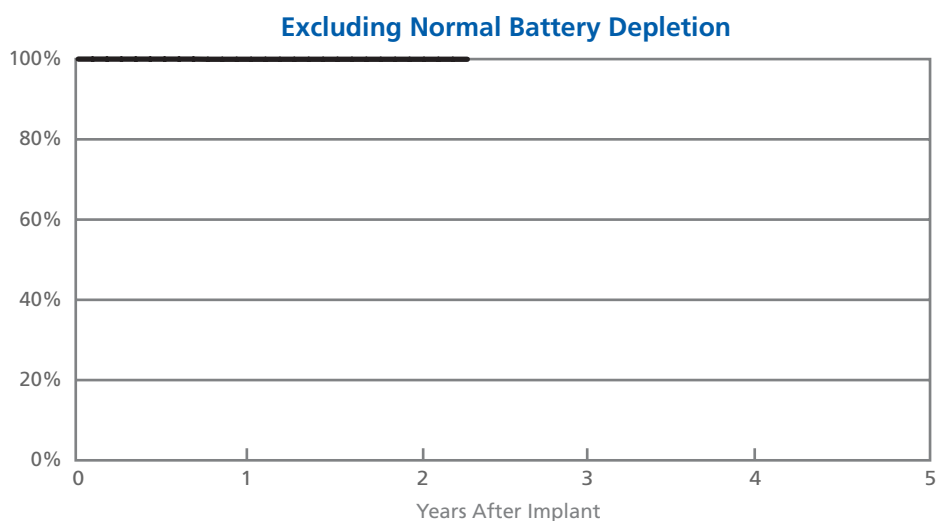
Cardiac Resynchronization Therapy

Epic™ HF (Model V-337)

US Market Release	November 2004	Normal Battery Depletion	6
Registered US Implants	3,762	Malfunctions	1
Estimated Active US Implants	3,057	Malfunctions w/ Compromised Therapy	0
Estimated Longevity	(see table on page 22)	Malfunctions w/o Compromised Therapy (0 related to Advisory)	1
Max. Delivered Energy	30 joules	Number of Advisories (see pages 134-139)	One



Year	1	2	at 28 months		
Survival Probability	99.93%	99.64%	99.64%		
± 1 standard error	0.05%	0.15%	0.15%		
Sample Size	3300	1400	200		

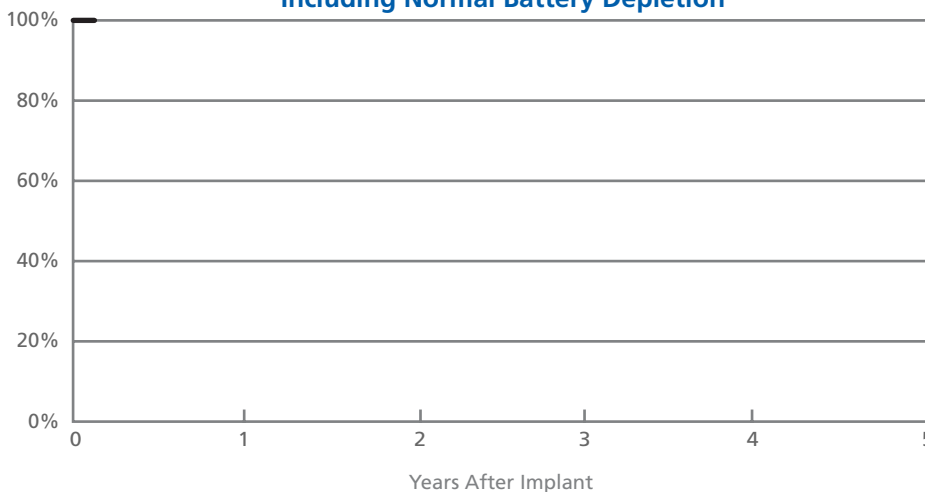


Year	1	2	at 28 months		
Survival Probability	99.96%	99.96%	99.96%		
± 1 standard error	0.04%	0.04%	0.04%		

Atlas® II HF (Model V-366)

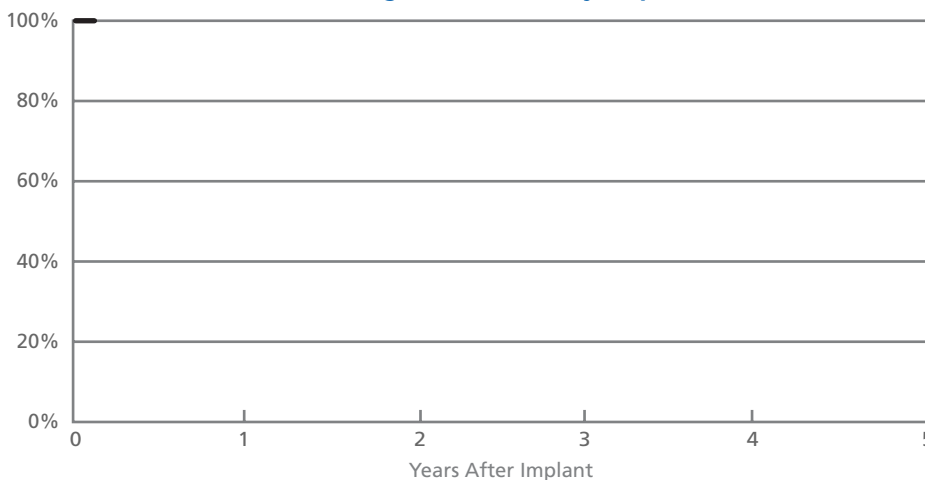
US Market Release	August 2006	Normal Battery Depletion	0
Registered US Implants	467	Malfunctions	0
Estimated Active US Implants	458	Malfunctions w/ Compromised Therapy	0
Estimated Longevity	(see table on page 22)	Malfunctions w/o Compromised Therapy	0
Max. Delivered Energy	30 joules	Number of Advisories	None

Including Normal Battery Depletion



Year	at 2 months				
Survival Probability	100.00%				
± 1 standard error	0.00%				
Sample Size	300				

Excluding Normal Battery Depletion



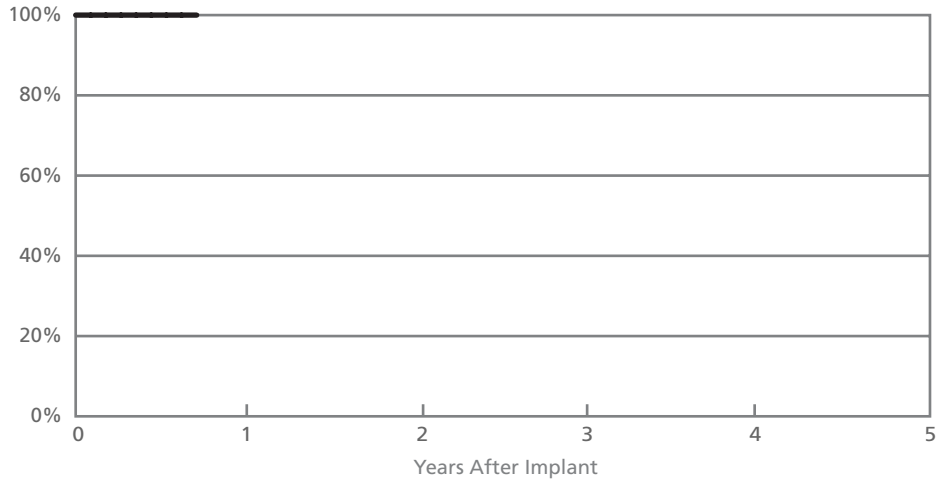
Year	at 2 months				
Survival Probability	100.00%				
± 1 standard error	0.00%				

Cardiac Resynchronization Therapy

Atlas® II HF (Model V-365)

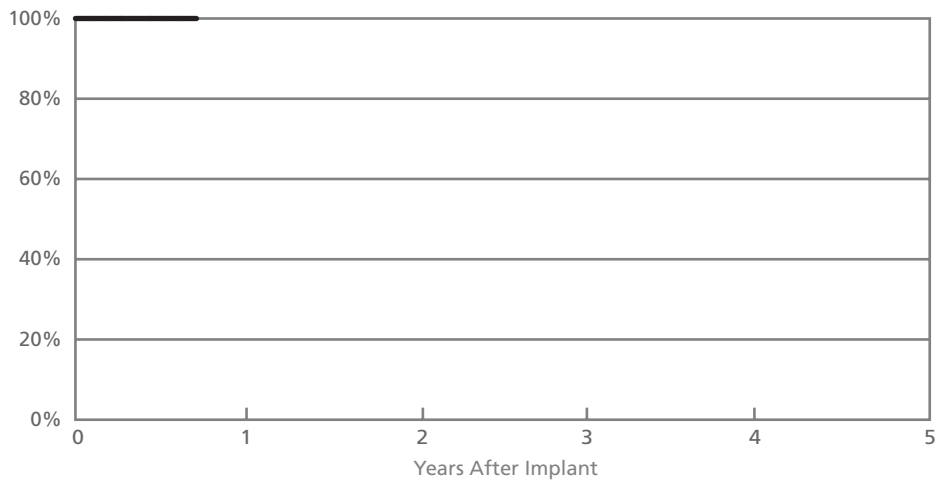
US Market Release	August 2006	Normal Battery Depletion	0
Registered US Implants	4,552	Malfunctions	0
Estimated Active US Implants	4,322	Malfunctions w/ Compromised Therapy	0
Estimated Longevity	(see table on page 22)	Malfunctions w/o Compromised Therapy	0
Max. Delivered Energy	30 joules	Number of Advisories	None

Including Normal Battery Depletion



Year	at 9 months				
Survival Probability	100.00%				
± 1 standard error	0.00%				
Sample Size	2400				

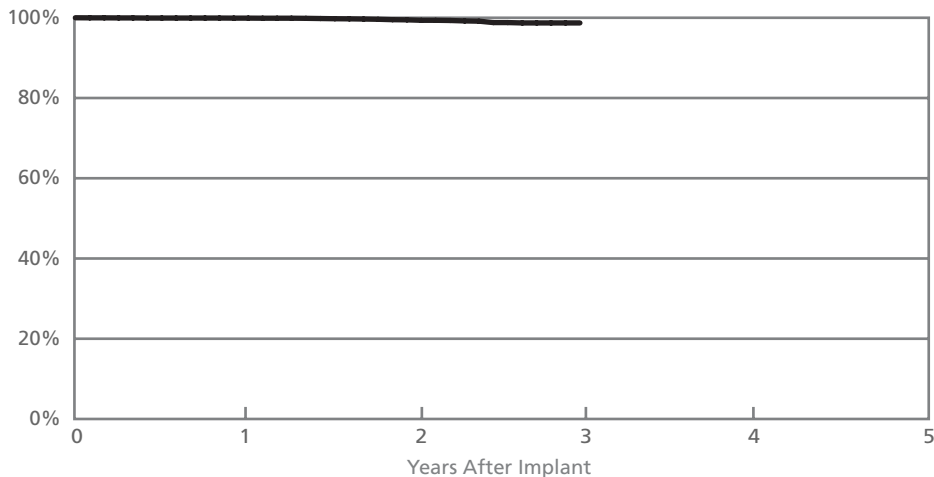
Excluding Normal Battery Depletion



Year	at 9 months				
Survival Probability	100.00%				
± 1 standard error	0.00%				

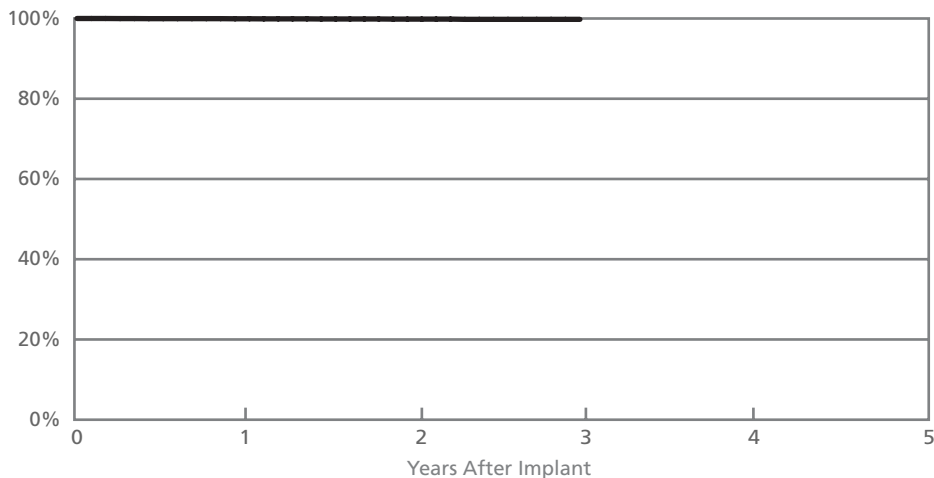
Atlas® + HF (Model V-340)			
US Market Release	June 2004	Normal Battery Depletion	27
Registered US Implants	4,906	Malfunctions	7
Estimated Active US Implants	3,324	Malfunctions w/ Compromised Therapy (0 related to Advisory)	6
Estimated Longevity	(see table on page 22)	Malfunctions w/o Compromised Therapy (0 related to Advisory)	1
Max. Delivered Energy	36 joules	Number of Advisories (see pages 134-139)	Two

Including Normal Battery Depletion



Year	1	2	3		
Survival Probability	99.91%	99.48%	98.71%		
± 1 standard error	0.04%	0.11%	0.25%		
Sample Size	4900	3700	1500		

Excluding Normal Battery Depletion



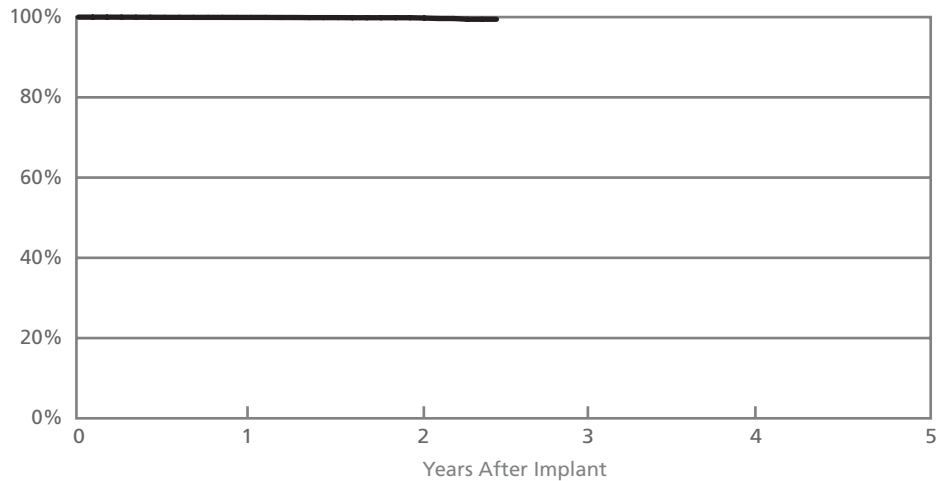
Year	1	2	3		
Survival Probability	99.93%	99.85%	99.79%		
± 1 standard error	0.03%	0.06%	0.08%		

Cardiac Resynchronization Therapy

Atlas® + HF (Model V-343)

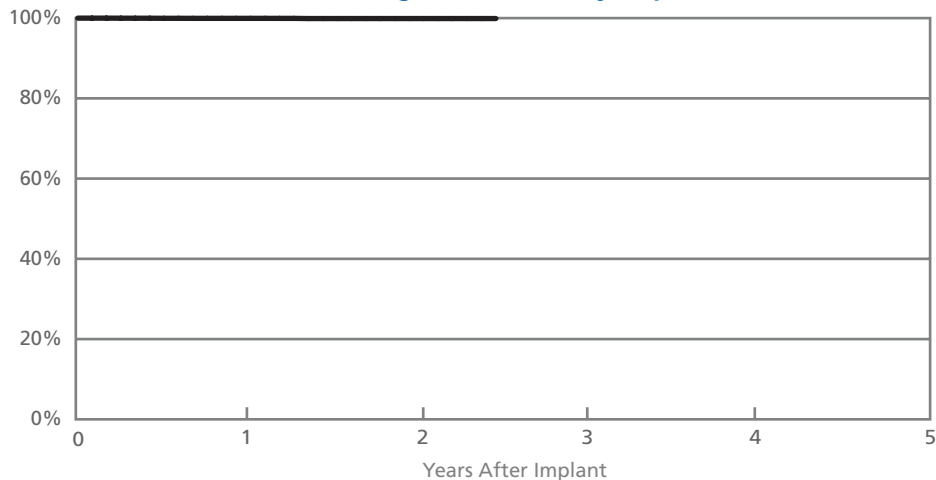
US Market Release	November 2004	Normal Battery Depletion	6
Registered US Implants	16,671	Malfunctions	11
Estimated Active US Implants	13,849	Malfunctions w/ Compromised Therapy (0 related to Advisory)	6
Estimated Longevity	(see table on page 22)	Malfunctions w/o Compromised Therapy (0 related to Advisory)	5
Max. Delivered Energy	36 joules	Number of Advisories (see pages 134-139)	One

Including Normal Battery Depletion



Year	1	2	at 30 months		
Survival Probability	99.92%	99.84%	99.46%		
± 1 standard error	0.02%	0.05%	0.24%		
Sample Size	13900	5600	700		

Excluding Normal Battery Depletion



Year	1	2	at 30 months		
Survival Probability	99.94%	99.89%	99.89%		
± 1 standard error	0.02%	0.04%	0.04%		

Summary Information

Cardiac Resynchronization Therapy
CRT ICDs

Cardiac Resynchronization Therapy CRT ICDs

Including Normal Battery Depletion Summary Information*

Models	Family	US Market Release Date	Registered US Implants	Estimated Active US Implants	Malfunctions w/ Compromised Therapy	Malfunctions w/ Compromised Therapy (premature battery depletion)	Malfunctions w/o Compromised Therapy	Malfunctions w/o Compromised Therapy (premature battery depletion)	Total Malfunctions	Total Normal Battery Depletion	Survival Probability**		
											1 year	2 year	3 year
V-355	Epic II HF	May 06	842	792	0	0	0	0	0	0			
V-338	Epic HF	June 04	3085	1847	2	0	1	4	7	91	99.89%	99.18%	94.49%
V-337	Epic HF	November 04	3762	3057	0	0	1	0	1	6	99.93%	99.64%	
V-366	Atlas II HF	August 06	467	458	0	0	0	0	0	0			
V-365	Atlas II HF	August 06	4552	4322	0	0	0	0	0	0			
V-340	Atlas + HF	June 04	4906	3324	3	3	0	1	7	27	99.91%	99.48%	98.71%
V-343	Atlas + HF	November 04	16671	13849	1	5	5	0	11	6	99.92%	99.84%	

Excluding Normal Battery Depletion Summary Information*

Models	Family	US Market Release Date	Registered US Implants	Estimated Active US Implants	Malfunctions w/ Compromised Therapy	Malfunctions w/ Compromised Therapy (premature battery depletion)	Malfunctions w/o Compromised Therapy	Malfunctions w/o Compromised Therapy (premature battery depletion)	Total Malfunctions	Survival Probability**		
										1 year	2 year	3 year
V-355	Epic II HF	May 06	842	792	0	0	0	0	0			
V-338	Epic HF	June 04	3085	1847	2	0	1	4	7	99.93%	99.89%	99.41%
V-337	Epic HF	November 04	3762	3057	0	0	1	0	1	99.96%	99.96%	
V-366	Atlas II HF	August 06	467	458	0	0	0	0	0			
V-365	Atlas II HF	August 06	4552	4322	0	0	0	0	0			
V-340	Atlas + HF	June 04	4906	3324	3	3	0	1	7	99.93%	99.85%	99.79%
V-343	Atlas + HF	November 04	16671	13849	1	5	5	0	11	99.94%	99.89%	

Battery Longevity

Models	Family	Approximate Duration (years)†			
		No Pacing	25% Pacing	50% Pacing	100% Pacing
V-355	Epic II HF	6.5	5.9	5.4	4.6
V-338, V-337	Epic HF, serial numbers <13000	6.0	5.6	5.3	4.9
	Epic HF, serial numbers >13000	6.5	6.0	5.6	4.9
V-366	Atlas II HF	?	?	?	?
V-365	Atlas II HF	8.2	7.5	7.0	6.1
V-340	Atlas + HF	7.9	7.3	6.9	6.1
V-343	Atlas + HF	7.9	7.3	6.9	6.1

* Based on returned product analysis as of June 30, 2007.

** No survival probability is stated at one year due to the device not meeting the required minimum sample size of 200 U.S. implants with 12 consecutive months of data. Please refer to the individual device graphs for data up to one year.

† Battery longevity calculated with one EGM storage.

Pacing parameters: DDD, 2.5V, 0.5 ms, 60 ppm, 500 ohms

Battery Voltage Range: 3.20 – 2.45; Battery condition: Normal

Four maximum charges per year. (See the reference manuals for more information.)

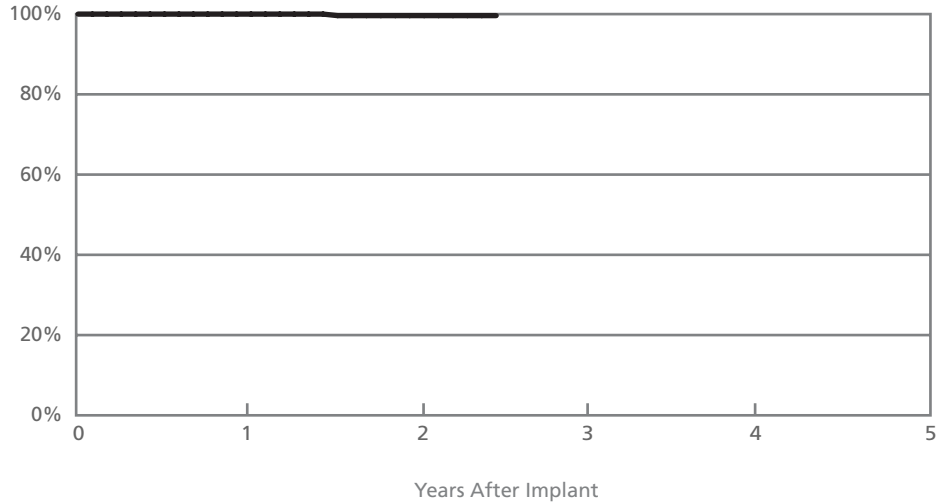
**Cardiac
Resynchronization
Therapy**
Pulse Generators

Cardiac Resynchronization Therapy

Frontier® (Model 5508)

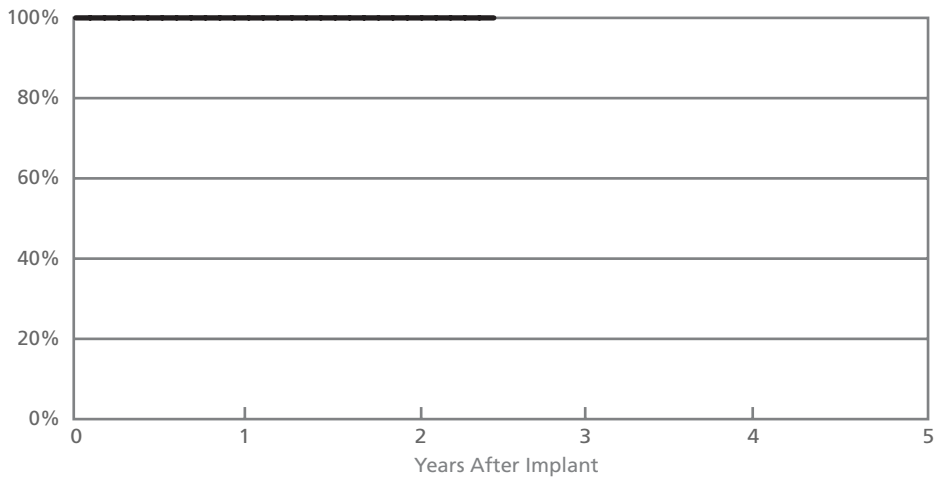
US Market Release	May 2004	Normal Battery Depletion	1
Registered US Implants	374	Malfunctions	0
Estimated Active US Implants	214	Malfunctions w/ Compromised Therapy	0
Estimated Longevity	5.9 Years	Malfunctions w/o Compromised Therapy	0
		Number of Advisories	None

Including Normal Battery Depletion



Year	1	2	at 30 months		
Survival Probability	100.00%	99.62%	99.62%		
± 1 standard error	0.00%	0.38%	0.38%		
Sample Size	400	300	100		

Excluding Normal Battery Depletion

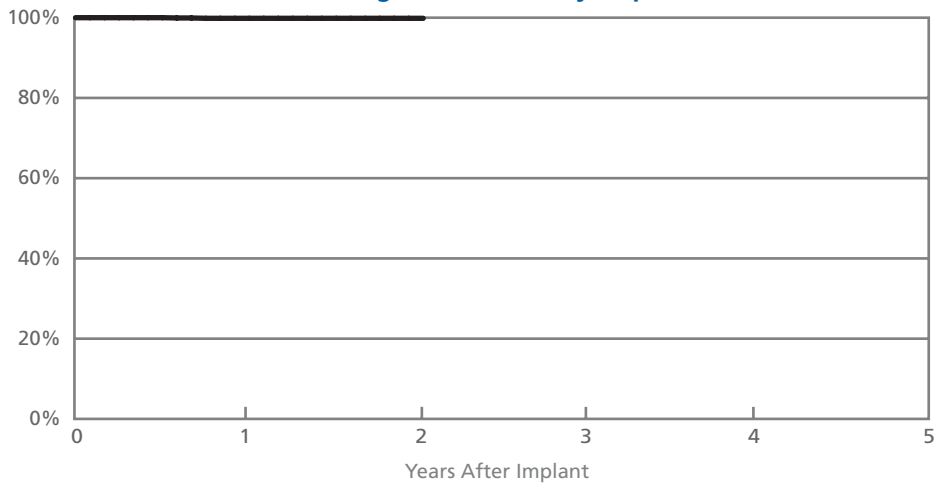


Year	1	2	at 30 months		
Survival Probability	100.00%	100.00%	100.00%		
± 1 standard error	0.00%	0.00%	0.00%		

Frontier® II (Model 5586)

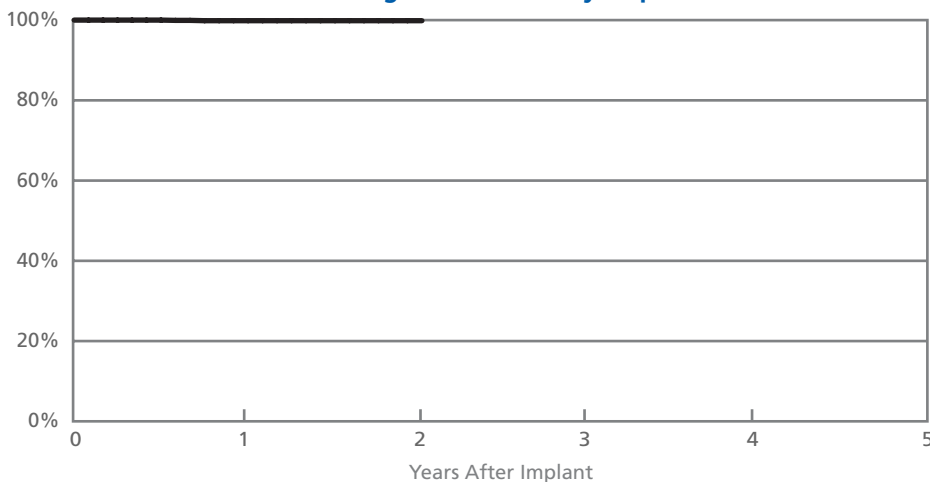
US Market Release	August 2004	Normal Battery Depletion	0
Registered US Implants	2,423	Malfunctions	2
Estimated Active US Implants	2,015	Malfunctions w/ Compromised Therapy	1
Estimated Longevity	6.5 Years	Malfunctions w/o Compromised Therapy	1
		Number of Advisories	None

Including Normal Battery Depletion



Year	1	2	at 25 months		
Survival Probability	99.85%	99.85%	99.85%		
± 1 standard error	0.11%	0.11%	0.11%		
Sample Size	1900	600	100		

Excluding Normal Battery Depletion



Year	1	2	at 25 months		
Survival Probability	99.85%	99.85%	99.85%		
± 1 standard error	0.11%	0.11%	0.11%		

Summary Information

Cardiac Resynchronization Therapy Pulse Generators

Cardiac Resynchronization Therapy pulse generators

Including Normal Battery Depletion Summary Information*

Models	Family	US Market Release Date	Registered US Implants	Estimated Active US Implants	Malfunctions w/ Compromised Therapy	Malfunctions w/o Compromised Therapy	Malfunctions w/o Compromised Therapy (premature battery depletion)	Total Malfunctions	Total Normal Battery Depletion	Survival Probability		
										1 year	2 year	3 year
5508	Frontier	May 2004	374	214	0	0	0	0	1	100.00%	99.62%	99.62%
5586	Frontier II	August 2004	2423	2015	1	1	0	2	0	99.85%	99.85%	

Excluding Normal Battery Depletion Summary Information*

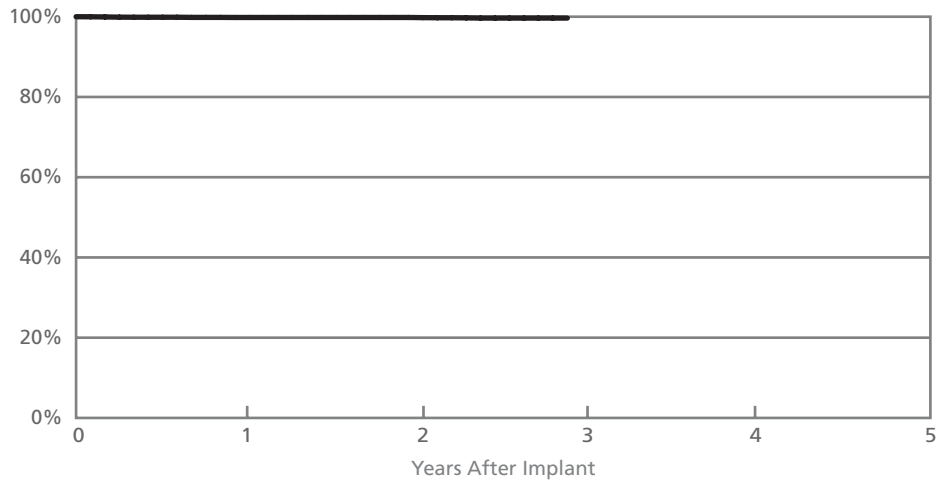
Models	Family	US Market Release Date	Registered US Implants	Estimated Active US Implants	Malfunctions w/ Compromised Therapy	Malfunctions w/o Compromised Therapy	Malfunctions w/o Compromised Therapy (premature battery depletion)	Total Malfunctions	Survival Probability		
									1 year	2 year	3 year
5508	Frontier	May 2004	374	214	0	0	0	0	100.00%	100.00%	100.00%
5586	Frontier II	August 2004	2423	2015	1	1	0	2	99.85%	99.85%	

*Based on returned product analysis as of June 30, 2007.

**Cardiac
Resynchronization
Therapy**
Left Heart Leads

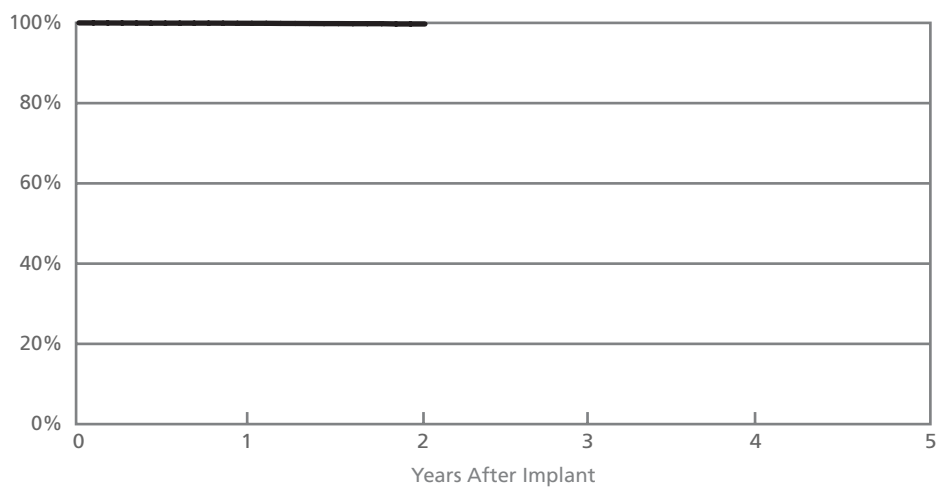
Cardiac Resynchronization Therapy

QuickSite® (Model 1056K) Laboratory Analysis: Implant Damage: 86 Electrical Malfunction: 2 Other: 68			
US Market Release	June 2004	Type and/or Fixation	S-Curve
Registered US Implants	6,604	Polarity	Unipolar
Estimated Active US Implants	4,925	Steroid	Yes
Insulation	Polyurethane	Number of Advisories	None



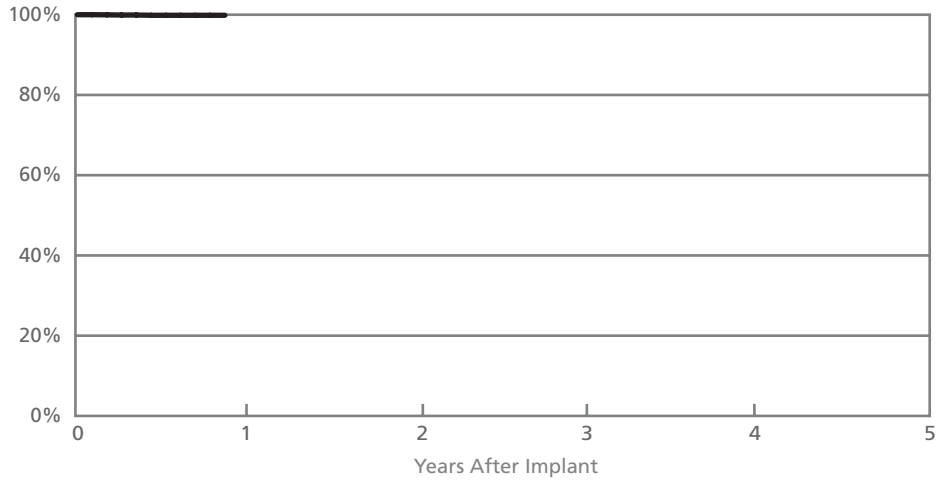
Year	1	2	at 35 months		
Survival Probability	99.81%	99.81%	99.66%		
± 1 standard error	0.05%	0.06%	0.09%		
Sample Size	6300	5000	2200		

QuickSite® (Model 1056T) Laboratory Analysis: Implant Damage: 70 Electrical Malfunction: 1 Other: 133			
US Market Release	April 2005	Type and/or Fixation	S-Curve
Registered US Implants	21,311	Polarity	Bipolar
Estimated Active US Implants	18,599	Steroid	Yes
Insulation	Polyurethane	Number of Advisories	None



Year	1	2	at 25 months		
Survival Probability	99.91%	99.73%	99.73%		
± 1 standard error	0.02%	0.08%	0.08%		
Sample Size	16700	5600	300		

QuickSite® (Model 1058T) Laboratory Analysis: Implant Damage: 15 Electrical Malfunction: 0 Other: 4			
US Market Release	February 2006	Type and/or Fixation	S-Curve
Registered US Implants	3,696	Polarity	Bipolar
Estimated Active US Implants	3,492	Steroid	Yes
Insulation	Polyurethane	Number of Advisories	None



Year	at 11 months				
Survival Probability	99.86%				
± 1 standard error	0.08%				
Sample Size	1900				

Laboratory Analysis*

Models	US Market Release Date	Registered US Implants	Estimated Active US Implants	Implant Damage	Electrical Malfunctions	Other
1056K	June 04	6604	4925	86	2	68
1056T	April 05	21311	18599	70	1	133
1058T	February 06	3696	3492	15	0	4

Laboratory analysis of all returned leads from the U.S. is summarized by model for the most recently market released cardiac resynchronization therapy (CRT) lead models included in this Product Performance Report. The Laboratory analysis results are categorized into one of the following three categories:

- **Implant Damage** - Obvious damage incurred at the time of implant, including but not limited to insulation cuts and damage, helix overtorque, and stylet perforation.
- **Electrical Malfunction** - A disruption in the insulation or conductors resulting in compromised electrical performance.
- **Other** - Includes other sources of malfunction not attributed to damage incurred at implant and not resulting in compromised electrical failures. This category also includes any partial leads returned with an alleged malfunction even if it was not possible to perform analysis to confirm the malfunction.

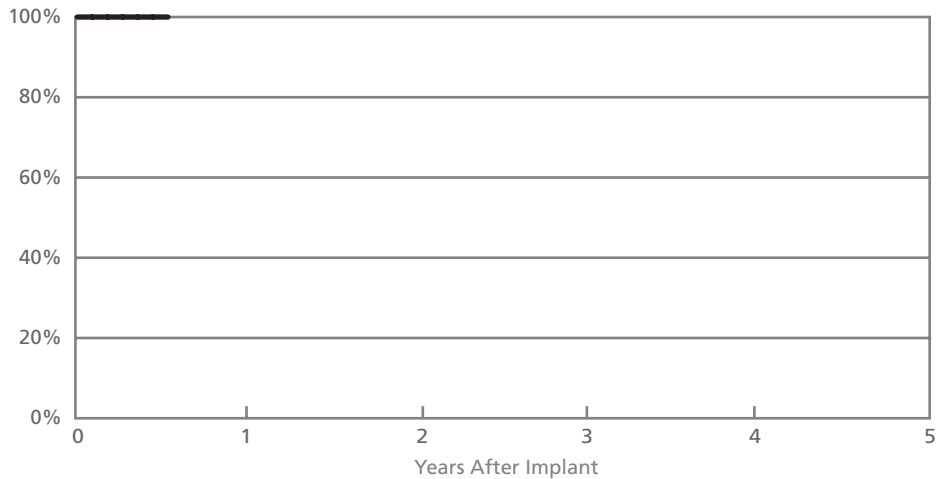
**Based on returned product analysis as of June 30, 2007.*

ICDs
Dual-Chamber

Atlas® II DR (Model V-265)

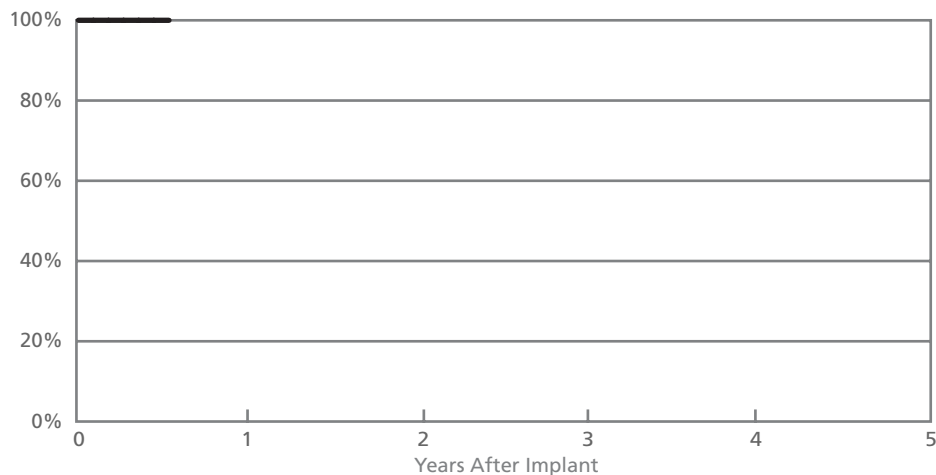
US Market Release	August 2006	Normal Battery Depletion	0
Registered US Implants	753	Malfunctions	0
Estimated Active US Implants	712	Malfunctions w/ Compromised Therapy	0
Estimated Longevity	(see table on page 50)	Malfunctions w/o Compromised Therapy	0
Max. Delivered Energy	36 joules	Number of Advisories	None

Including Normal Battery Depletion



Year	at 7 months				
Survival Probability	100.00%				
± 1 standard error	0.00%				
Sample Size	500				

Excluding Normal Battery Depletion

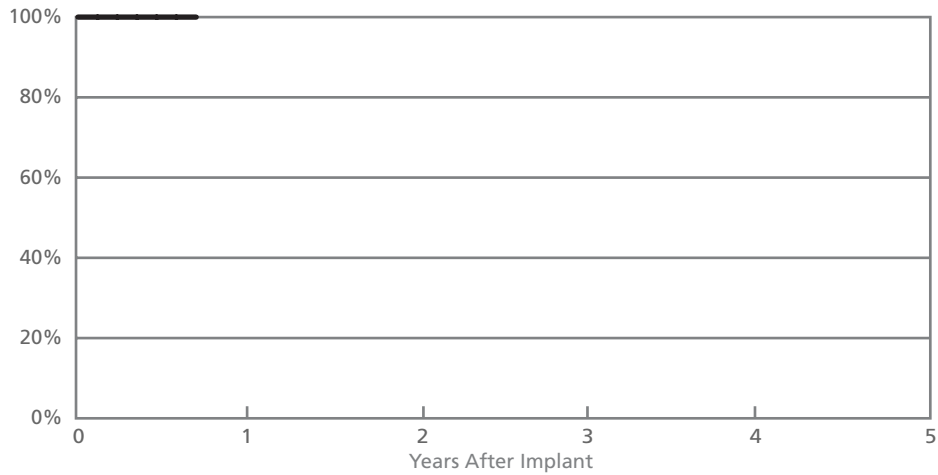


Year	at 7 months				
Survival Probability	100.00%				
± 1 standard error	0.00%				

Atlas® II DR (Model V-268)

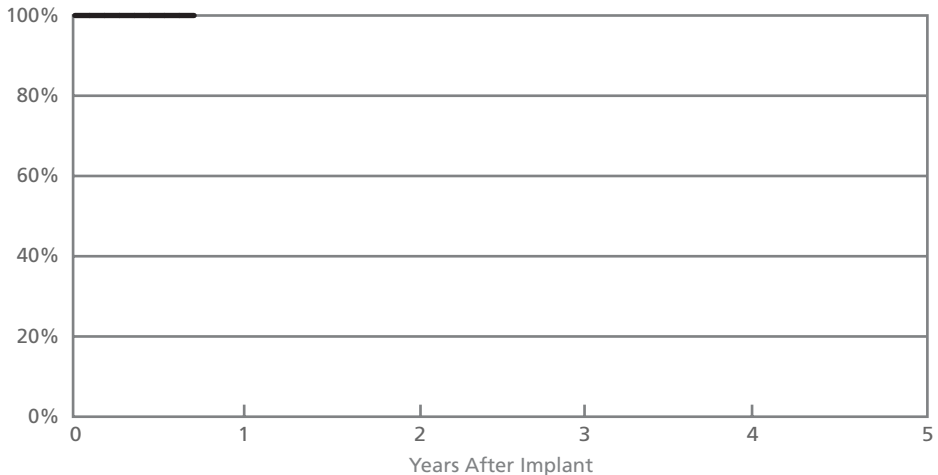
US Market Release	August 2006	Normal Battery Depletion	0
Registered US Implants	4,767	Malfunctions	0
Estimated Active US Implants	4,534	Malfunctions w/ Compromised Therapy	0
Estimated Longevity	(see table on page 50)	Malfunctions w/o Compromised Therapy	0
Max. Delivered Energy	36 joules	Number of Advisories	None

Including Normal Battery Depletion



Year	at 9 months				
Survival Probability	100.00%				
± 1 standard error	0.00%				
Sample Size	2500				

Excluding Normal Battery Depletion

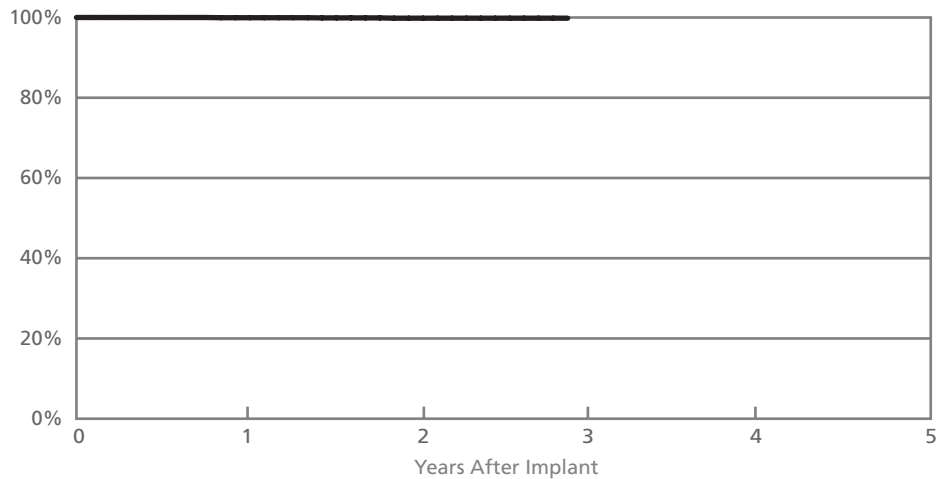


Year	at 9 months				
Survival Probability	100.00%				
± 1 standard error	0.00%				

Atlas® DR (Model V-242)

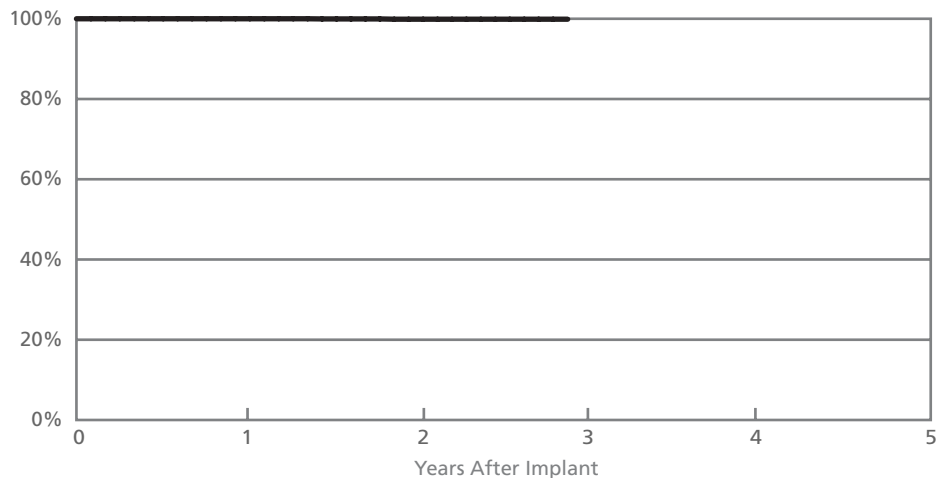
US Market Release	October 2003	Normal Battery Depletion	2
Registered US Implants	4,571	Malfunctions	2
Estimated Active US Implants	3,528	Malfunctions w/ Compromised Therapy (0 related to Advisory)	1
Estimated Longevity	(see table on page 50)	Malfunctions w/o Compromised Therapy (0 related to Advisory)	1
Max. Delivered Energy	36 joules	Number of Advisories (see pages 134-139)	Two

Including Normal Battery Depletion



Year	1	2	at 35 months		
Survival Probability	99.94%	99.83%	99.83%		
± 1 standard error	0.04%	0.09%	0.09%		
Sample Size	4200	2400	800		

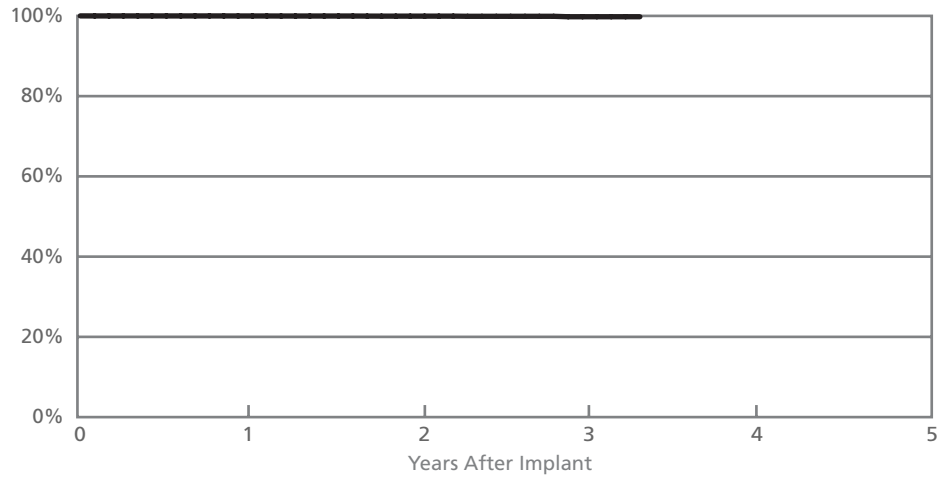
Excluding Normal Battery Depletion



Year	1	2	at 35 months		
Survival Probability	100.00%	99.89%	99.89%		
± 1 standard error	0.00%	0.07%	0.07%		

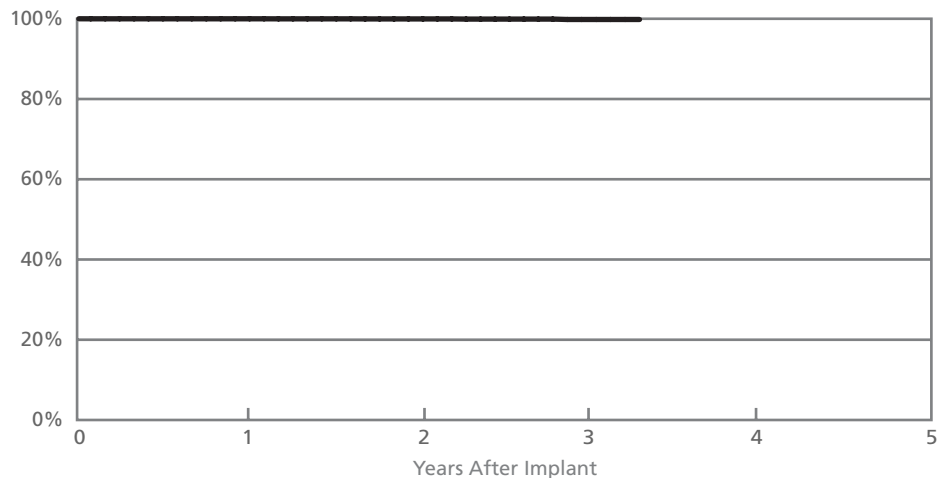
Atlas® + DR (Model V-243)			
US Market Release	October 2003	Normal Battery Depletion	2
Registered US Implants	19,027	Malfunctions	6
Estimated Active US Implants	15,021	Malfunctions w/ Compromised Therapy (0 related to Advisory)	5
Estimated Longevity	(see table on page 50)	Malfunctions w/o Compromised Therapy (0 related to Advisory)	1
Max. Delivered Energy	36 joules	Number of Advisories (see pages 134-139)	Two

Including Normal Battery Depletion



Year	1	2	3	at 40 months	
Survival Probability	99.98%	99.94%	99.79%	99.79%	
± 1 standard error	0.01%	0.03%	0.12%	0.12%	
Sample Size	16700	8600	2600	500	

Excluding Normal Battery Depletion

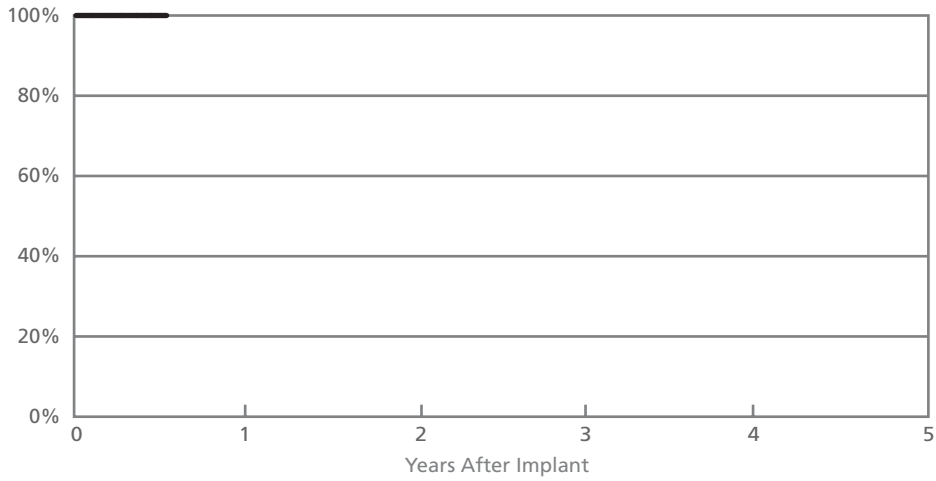


Year	1	2	3	at 40 months	
Survival Probability	99.99%	99.96%	99.82%	99.82%	
± 1 standard error	0.01%	0.02%	0.12%	0.12%	

Epic™ II DR (Model V-258)

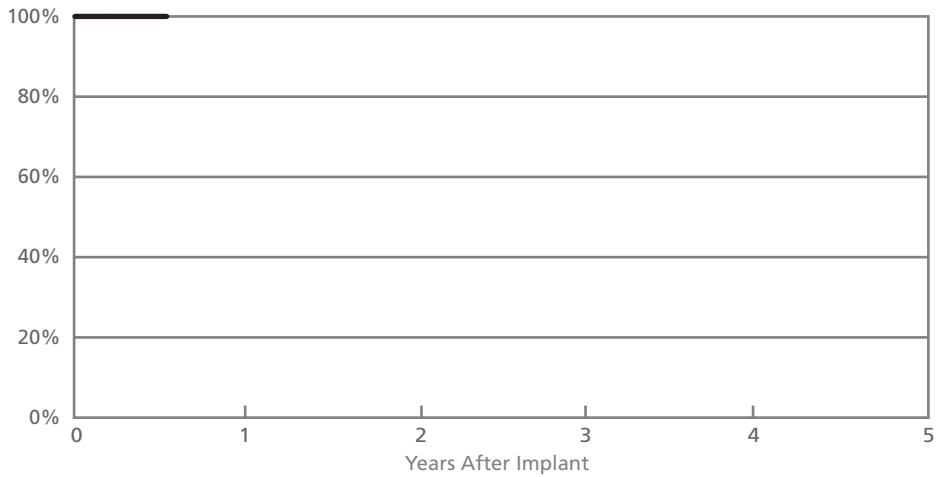
US Market Release	May 2006	Normal Battery Depletion	0
Registered US Implants	944	Malfunctions	0
Estimated Active US Implants	896	Malfunctions w/ Compromised Therapy	0
Estimated Longevity	(see table on page 50)	Malfunctions w/o Compromised Therapy	0
Max. Delivered Energy	30 joules	Number of Advisories	None

Including Normal Battery Depletion



Year	at 7 months				
Survival Probability	100.00%				
± 1 standard error	0.00%				
Sample Size	600				

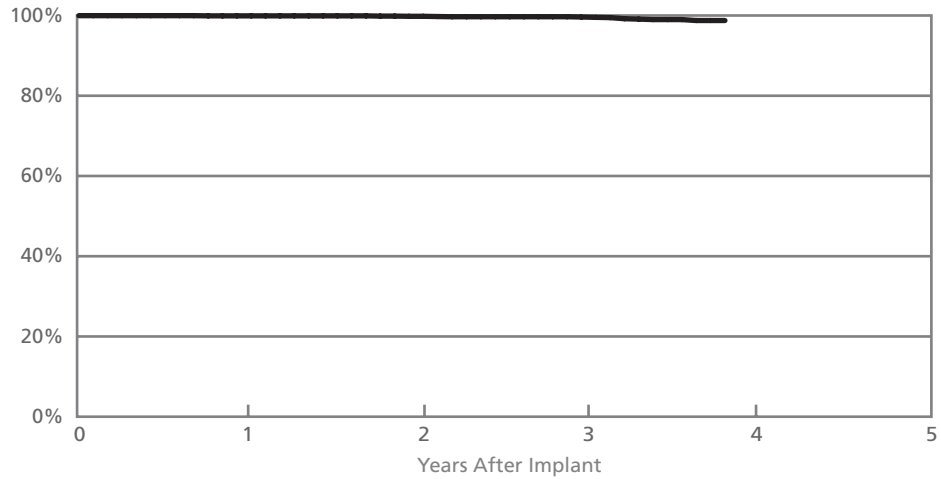
Excluding Normal Battery Depletion



Year	at 7 months				
Survival Probability	100.00%				
± 1 standard error	0.00%				

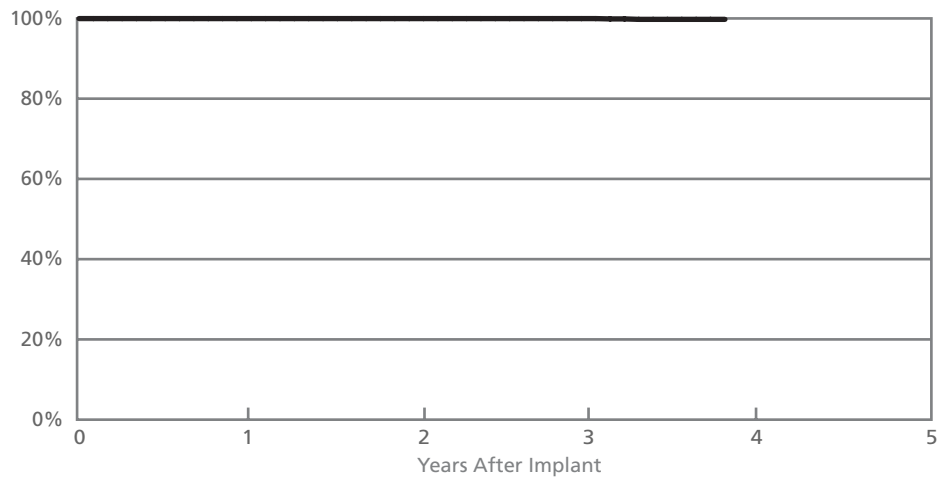
Epic™ + DR (Model V-236)			
US Market Release	April 2003	Normal Battery Depletion	11
Registered US Implants	2,338	Malfunctions	3
Estimated Active US Implants	1,266	Malfunctions w/ Compromised Therapy	0
Estimated Longevity	(see table on page 50)	Malfunctions w/o Compromised Therapy (0 related to Advisory)	3
Max. Delivered Energy	30 joules	Number of Advisories (see pages 134-139)	Two

Including Normal Battery Depletion



Year	1	2	3	at 46 months
Survival Probability	99.91%	99.80%	99.62%	98.75%
± 1 standard error	0.07%	0.08%	0.13%	0.36%
Sample Size	2300	2000	1700	800

Excluding Normal Battery Depletion

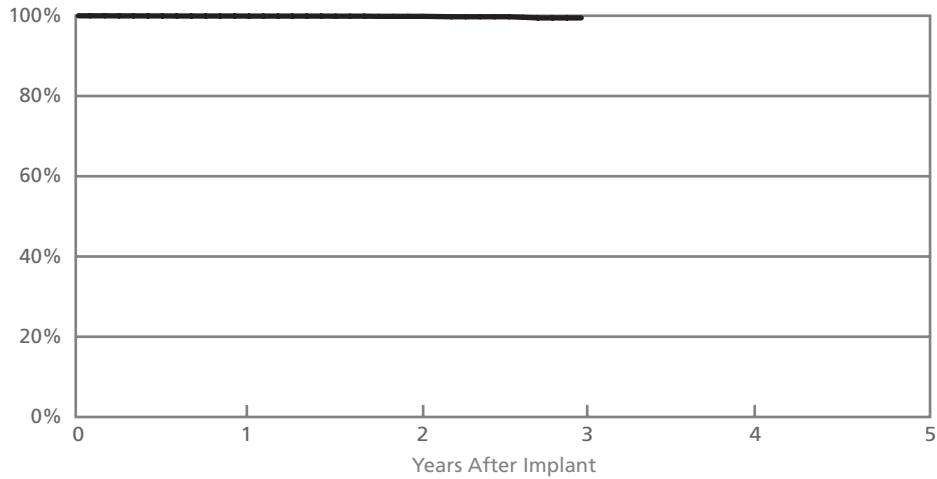


Year	1	2	3	at 46 months
Survival Probability	99.96%	99.96%	99.96%	99.77%
± 1 standard error	0.04%	0.04%	0.04%	0.14%

Epic™ + DR (Model V-239)

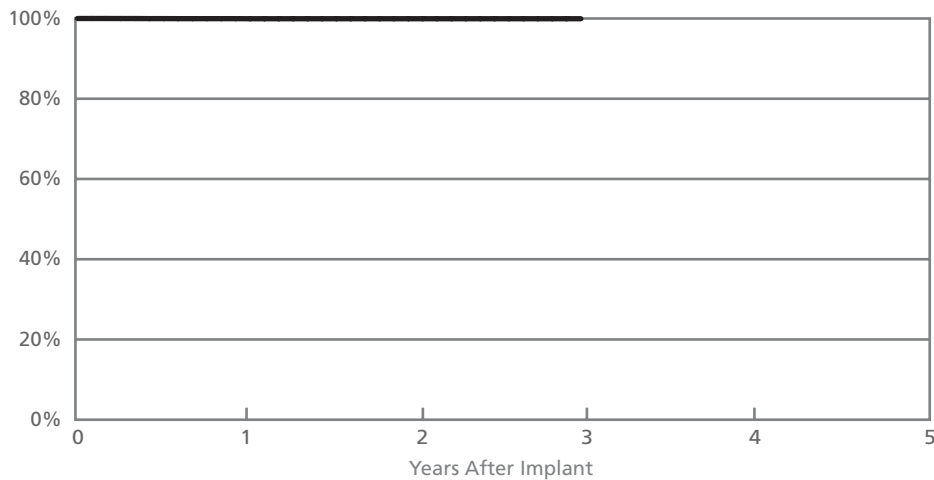
US Market Release	October 2003	Normal Battery Depletion	7
Registered US Implants	7,515	Malfunctions	4
Estimated Active US Implants	5,795	Malfunctions w/ Compromised Therapy (0 related to Advisory)	4
Estimated Longevity	(see table on page 50)	Malfunctions w/o Compromised Therapy	0
Max. Delivered Energy	30 joules	Number of Advisories (see pages 134-139)	One

Including Normal Battery Depletion



Year	1	2	3		
Survival Probability	99.94%	99.86%	99.46%		
± 1 standard error	0.03%	0.06%	0.13%		
Sample Size	6900	4100	1300		

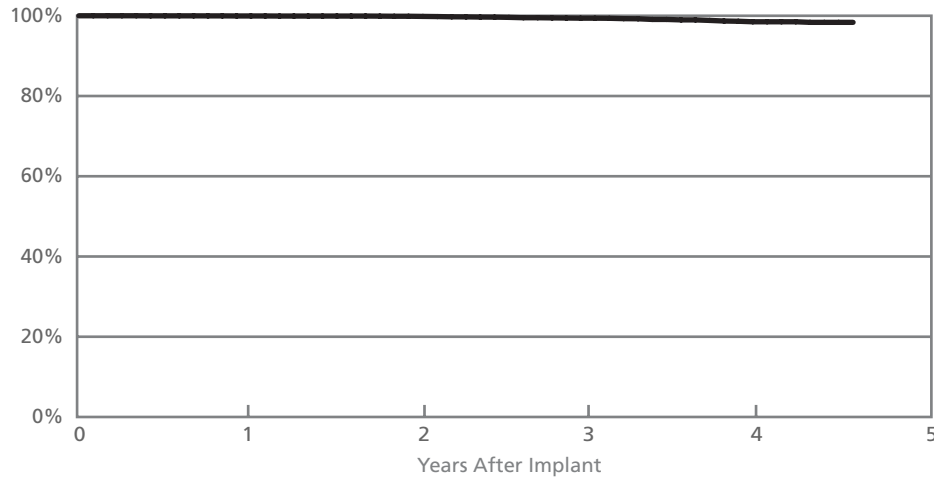
Excluding Normal Battery Depletion



Year	1	2	3		
Survival Probability	99.96%	99.94%	99.94%		
± 1 standard error	0.03%	0.03%	0.03%		

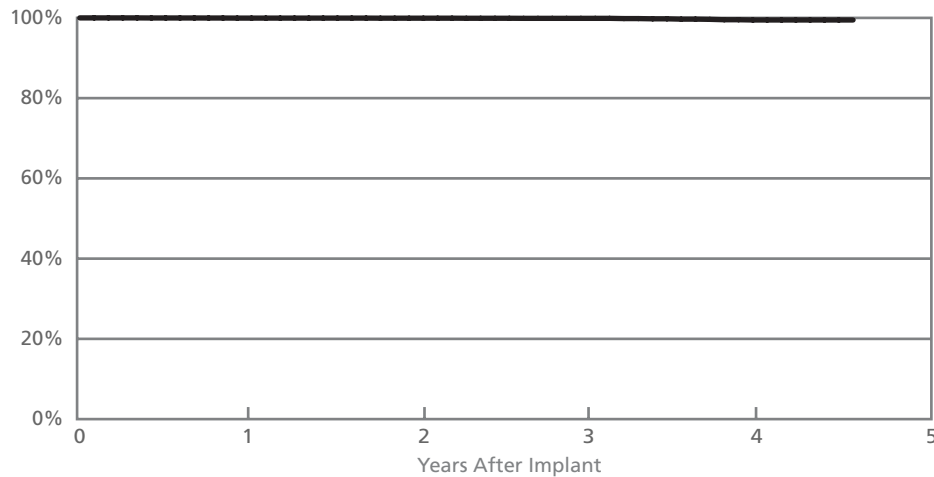
Epic™ DR (Model V-235)			
US Market Release	July 2002	Normal Battery Depletion	37
Registered US Implants	6,573	Malfunctions	16
Estimated Active US Implants	3,393	Malfunctions w/ Compromised Therapy (0 related to Advisory)	4
Estimated Longevity	(see table on page 50)	Malfunctions w/o Compromised Therapy (0 related to Advisory)	12
Max. Delivered Energy	30 joules	Number of Advisories (see pages 134-139)	One

Including Normal Battery Depletion



Year	1	2	3	4	at 55 months
Survival Probability	99.95%	99.88%	99.40%	98.50%	98.36%
± 1 standard error	0.02%	0.05%	0.11%	0.21%	0.27%
Sample Size	6600	5800	5000	3000	800

Excluding Normal Battery Depletion

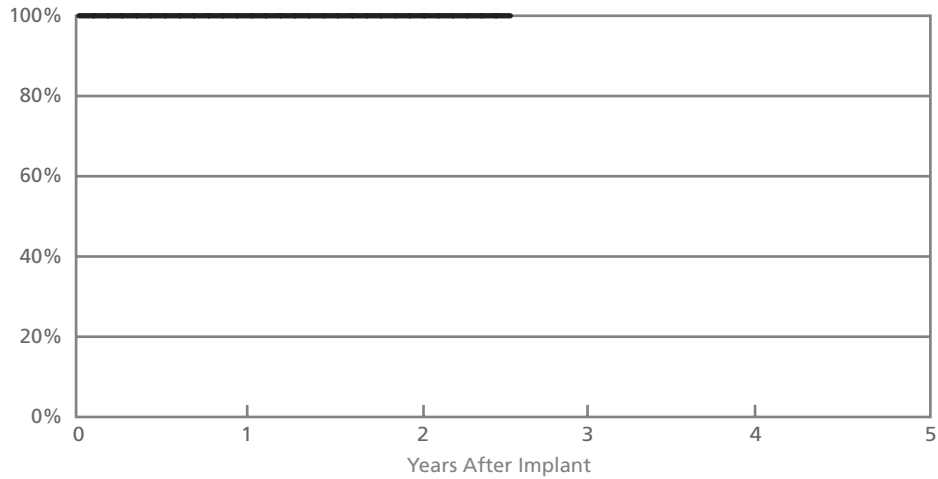


Year	1	2	3	4	at 55 months
Survival Probability	99.95%	99.93%	99.89%	99.48%	99.48%
± 1 standard error	0.02%	0.03%	0.05%	0.13%	0.14%

Epic™ DR (Model V-233)

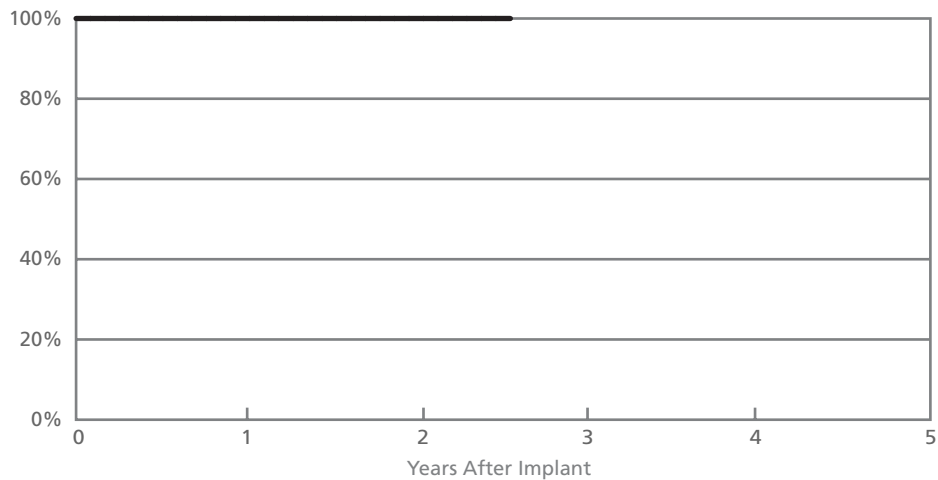
US Market Release	October 2003	Normal Battery Depletion	0
Registered US Implants	1,790	Malfunctions	0
Estimated Active US Implants	1,378	Malfunctions w/ Compromised Therapy	0
Estimated Longevity	(see table on page 50)	Malfunctions w/o Compromised Therapy	0
Max. Delivered Energy	30 joules	Number of Advisories (see pages 134-139)	One

Including Normal Battery Depletion



Year	1	2	at 31 months		
Survival Probability	100.00%	100.00%	100.00%		
± 1 standard error	0.00%	0.00%	0.00%		
Sample Size	1700	1100	500		

Excluding Normal Battery Depletion

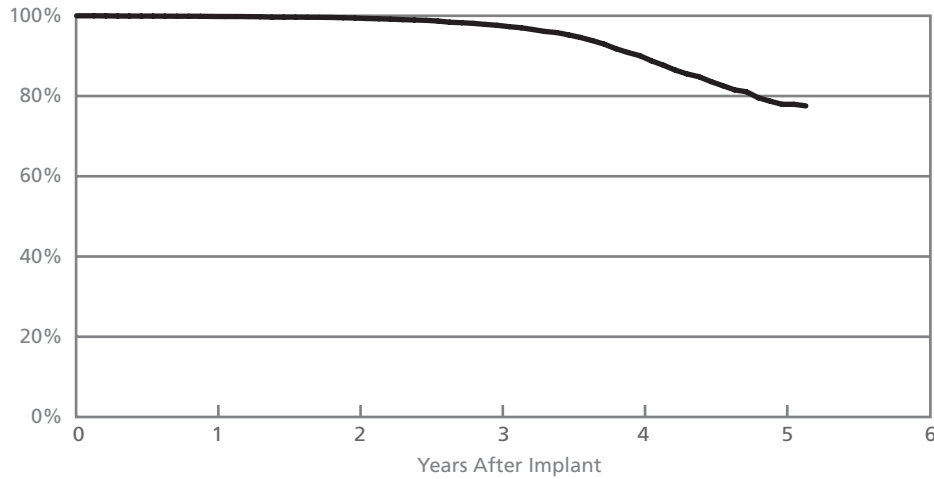


Year	1	2	at 31 months		
Survival Probability	100.00%	100.00%	100.00%		
± 1 standard error	0.00%	0.00%	0.00%		

Atlas® DR (Model V-240)

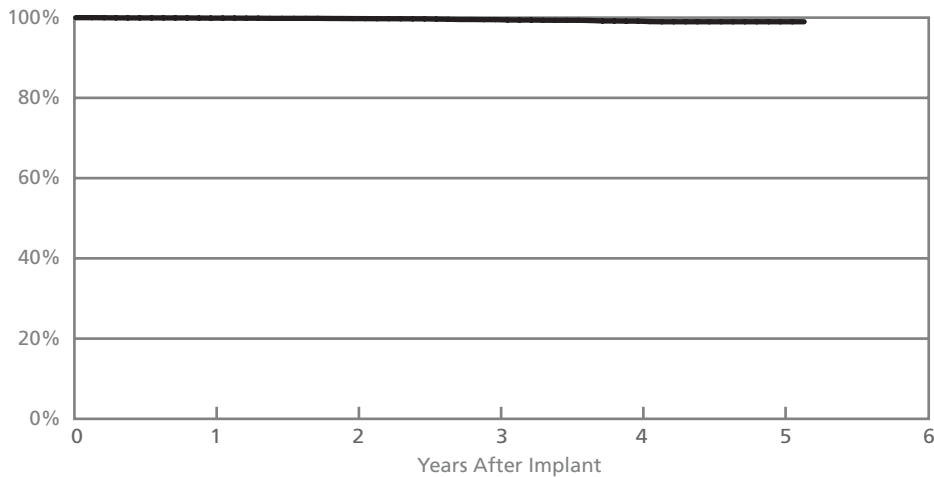
US Market Release	December 2001	Normal Battery Depletion	605
Registered US Implants	8,830	Malfunctions	53
Estimated Active US Implants	2,258	Malfunctions w/ Compromised Therapy (20 related to Advisory)	29
Estimated Longevity	(see table on page 50)	Malfunctions w/o Compromised Therapy (0 related to Advisory)	24
Max. Delivered Energy	36 joules	Number of Advisories (see pages 134-139)	One

Including Normal Battery Depletion



Year	1	2	3	4	5	at 62 months
Survival Probability	99.83%	99.44%	97.62%	90.06%	77.93%	77.54%
± 1 standard error	0.04%	0.08%	0.18%	0.44%	0.94%	1.00%
Sample Size	8800	7600	6700	4800	2000	300

Excluding Normal Battery Depletion

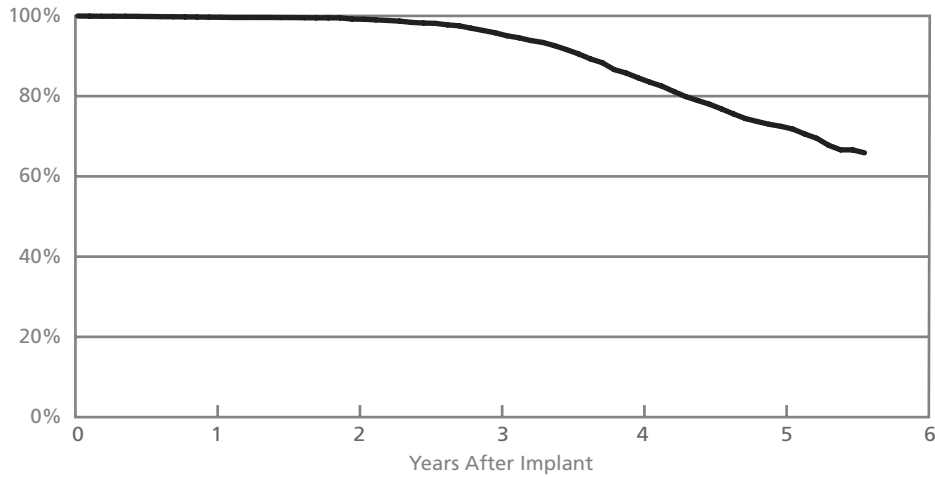


Year	1	2	3	4	5	at 62 months
Survival Probability	99.88%	99.76%	99.50%	99.13%	98.97%	98.97%
± 1 standard error	0.03%	0.05%	0.09%	0.13%	0.15%	0.15%

Photon® μ DR (Model V-232)

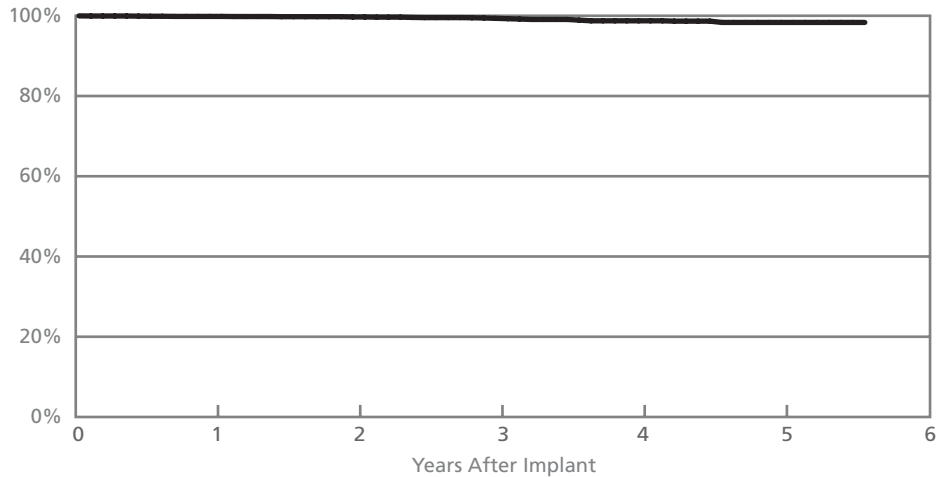
US Market Release	June 2001	Normal Battery Depletion	482
Registered US Implants	3,405	Malfunctions	33
Estimated Active US Implants	350	Malfunctions w/ Compromised Therapy (10 related to Advisory)	16
Estimated Longevity	(see table on page 50)	Malfunctions w/o Compromised Therapy (0 related to Advisory)	17
Max. Delivered Energy	36 joules	Number of Advisories (see pages 134-139)	One

Including Normal Battery Depletion



Year	1	2	3	4	5	at 67 months
Survival Probability	99.68%	99.21%	95.80%	84.58%	72.47%	65.88%
± 1 standard error	0.10%	0.13%	0.37%	0.77%	1.14%	1.46%
Sample Size	3400	3000	2600	2200	1300	400

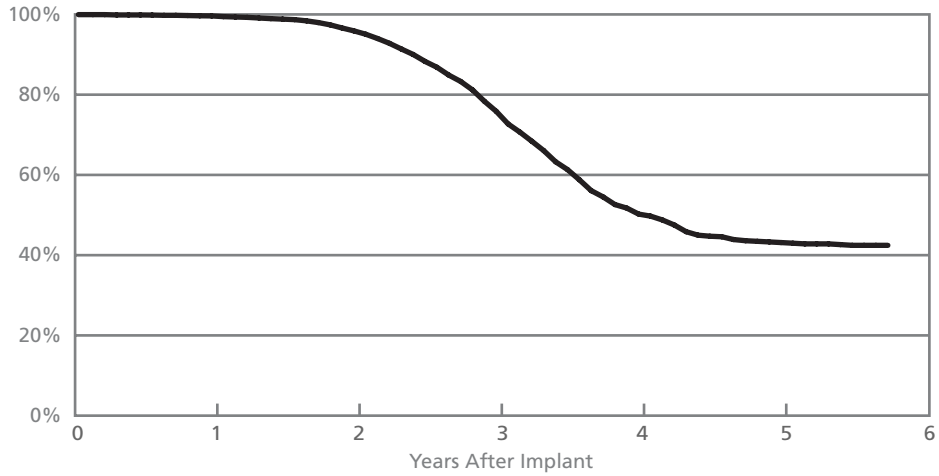
Excluding Normal Battery Depletion



Year	1	2	3	4	5	at 67 months
Survival Probability	99.84%	99.70%	99.36%	98.74%	98.34%	98.34%
± 1 standard error	0.07%	0.09%	0.14%	0.24%	0.31%	0.31%

Photon® DR (Model V-230HV)

US Market Release	October 2000
Registered US Implants	3,884
Estimated Active US Implants	208
Estimated Longevity	(see table on page 50)
Number of Advisories (see pages 134-139)	One



Year	1	2	3	4	5	at 69 months
Survival Probability	99.63%	95.90%	75.83%	50.23%	43.14%	42.45%
± 1 standard error	0.10%	0.33%	0.82%	1.20%	1.35%	1.38%
Sample Size	3900	3300	2800	1600	500	200

**Summary & Longevity
Information**
ICDs Dual-Chamber

Including Normal Battery Depletion Summary Information*

Models	Family	US Market Release Date	Registered US Implants	Estimated Active US Implants	Malfunctions w/ Compromised Therapy	Malfunctions w/ Compromised Therapy (under advisory)	Malfunctions w/ Compromised Therapy (premature battery depletion)	Malfunctions w/o Compromised Therapy	Malfunctions w/o Compromised Therapy (premature battery depletion)	Total Malfunctions	Total Normal Battery Depletion
V-265	Atlas II DR	August 06	753	712	0	0	0	0	0	0	0
V-268	Atlas II DR	August 06	4767	4534	0	0	0	0	0	0	0
V-242	Atlas DR	October 03	4571	3528	1	0	0	1	0	2	2
V-243	Atlas + DR	October 03	19027	15021	2	0	3	1	0	6	2
V-258	Epic II DR	May 06	944	896	0	0	0	0	0	0	0
V-236	Epic + DR	April 03	2338	1266	0	0	0	2	1	3	11
V-239	Epic + DR	October 03	7515	5795	4	0	0	0	0	4	7
V-235	Epic DR	July 02	6573	3393	2	0	2	11	1	16	37
V-233	Epic DR	October 03	1790	1378	0	0	0	0	0	0	0
V-240	Atlas DR	December 01	8830	2258	4	21	4	11	13	53	605
V-232	Photon μ DR	June 01	3405	350	4	10	2	5	12	33	482

Excluding Normal Battery Depletion Summary Information*

Models	Family	US Market Release Date	Registered US Implants	Estimated Active US Implants	Malfunctions w/ Compromised Therapy	Malfunctions w/ Compromised Therapy (under advisory)	Malfunctions w/ Compromised Therapy (premature battery depletion)	Malfunctions w/o Compromised Therapy	Malfunctions w/o Compromised Therapy (premature battery depletion)	Total Malfunctions
V-265	Atlas II DR	August 06	753	712	0	0	0	0	0	0
V-268	Atlas II DR	August 06	4767	4534	0	0	0	0	0	0
V-242	Atlas DR	October 03	4571	3528	1	0	0	1	0	2
V-243	Atlas + DR	October 03	19027	15021	2	0	3	1	0	6
V-258	Epic II DR	May 06	944	896	0	0	0	0	0	0
V-236	Epic + DR	April 03	2338	1266	0	0	0	2	1	3
V-239	Epic + DR	October 03	7515	5795	4	0	0	0	0	4
V-235	Epic DR	July 02	6573	3393	2	0	2	11	1	16
V-233	Epic DR	October 03	1790	1378	0	0	0	0	0	0
V-240	Atlas DR	December 01	8830	2258	4	21	4	11	13	53
V-232	Photon μ DR	June 01	3405	350	4	10	2	5	12	33

*Based on returned product analysis as of June 30, 2007.

**Including Normal Battery Depletion
Summary Information***

Models	Family	Survival Probability**									
		1 year	2 year	3 year	4 year	5 year	6 year	7 year	8 year	9 year	10 year
V-265	Atlas II DR										
V-268	Atlas II DR										
V-242	Atlas DR	99.94%	99.83%								
V-243	Atlas + DR	99.98%	99.94%	99.79%							
V-258	Epic II DR										
V-236	Epic + DR	99.91%	99.80%	99.62%							
V-239	Epic + DR	99.94%	99.86%	99.46%							
V-235	Epic DR	99.95%	99.88%	99.40%	98.50%						
V-233	Epic DR	100.00%	100.00%								
V-240	Atlas DR	99.83%	99.44%	97.62%	90.06%	77.93%					
V-232	Photon μ DR	99.68%	99.21%	95.80%	84.58%	72.47%					

**Excluding Normal Battery Depletion
Summary Information***

Models	Family	Survival Probability**									
		1 year	2 year	3 year	4 year	5 year	6 year	7 year	8 year	9 year	10 year
V-265	Atlas II DR										
V-268	Atlas II DR										
V-242	Atlas DR	100.00%	99.89%								
V-243	Atlas + DR	99.99%	99.96%	99.82%							
V-258	Epic II DR										
V-236	Epic + DR	99.96%	99.96%	99.96%							
V-239	Epic + DR	99.96%	99.94%	99.94%							
V-235	Epic DR	99.95%	99.93%	99.89%	99.48%						
V-233	Epic DR	100.00%	100.00%								
V-240	Atlas DR	99.88%	99.76%	99.50%	99.13%	98.97%					
V-232	Photon μ DR	99.84%	99.70%	99.36%	98.74%	98.34%					

*Based on returned product analysis as of June 30, 2007.

**No survival probability is stated at one year due to the device not meeting the required minimum sample size of 200 U.S. implants with 12 consecutive months of data. Please refer to the individual device graphs for data up to one year.

Battery Longevity

Models	Family	Approximate Duration (years)*			
		No Pacing	25% Pacing	50% Pacing	100% Pacing
V-265	Atlas II DR	8.2	7.5	7.0	6.1
V-268	Atlas II +	8.2	7.5	7.0	6.1
V-242	Atlas DR	7.9	7.3	6.9	6.1
V-243	Atlas + DR	7.9	7.3	6.9	6.1
V-258	Epic II +	6.5	5.9	5.4	4.6
V-236	Epic + DR	5.8	5.4	5.1	4.5
V-239	Epic + DR	6.4	6.0	5.6	4.5
V-235	Epic DR	5.6	5.3	4.9	4.4
V-233	Epic DR	6.4	6.0	5.6	4.9
V-240	Atlas DR	6.0	5.6	5.2	4.6
V-232	Photon μ DR	6.6	6.1	5.6	4.9
V-230HV	Photon DR	6.6	6.1	5.6	4.9

*Battery longevity calculated with one EGM storage.

Pacing parameters: DDD, 2.5V, 0.5 ms, 60 ppm, 500 ohms

Battery Voltage Range: 3.20 – 2.45; Battery condition: Normal

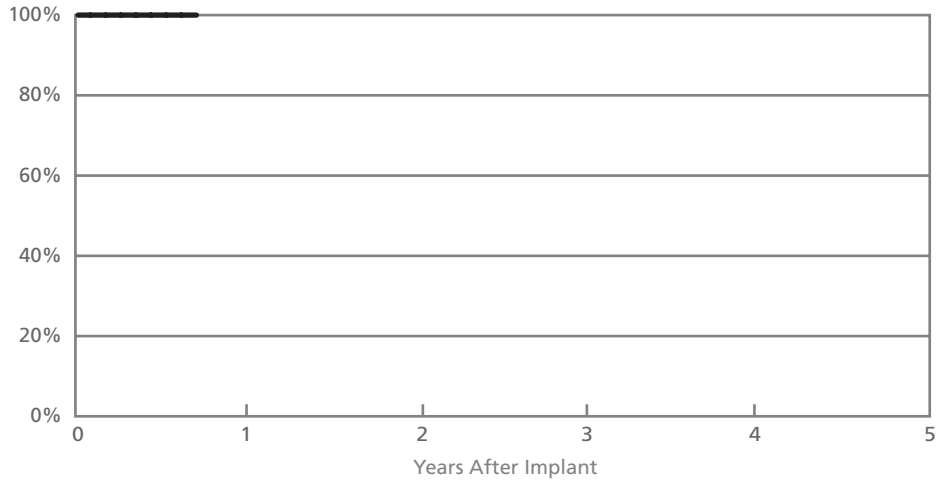
Four maximum charges per year. (See the reference manuals for more information.)

ICDs
Single-Chamber

Atlas® II VR (Model V-168)

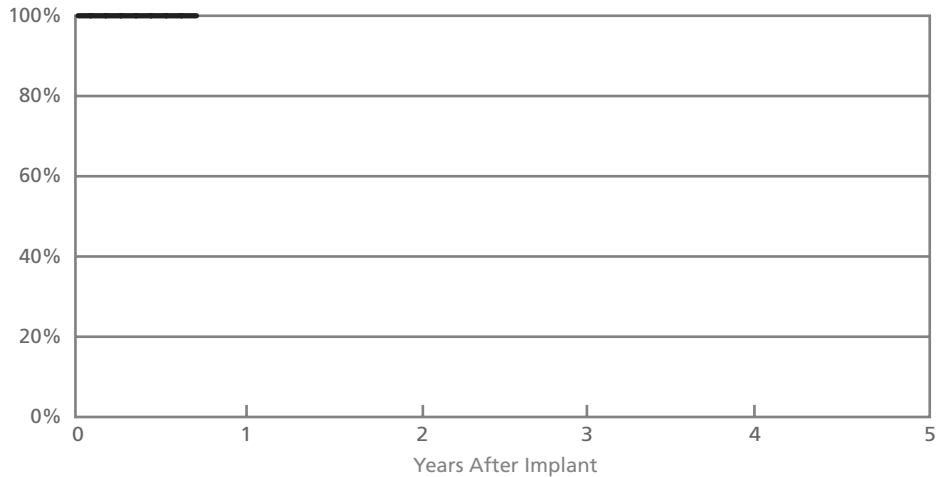
US Market Release	August 2006	Normal Battery Depletion	0
Registered US Implants	3,278	Malfunctions	0
Estimated Active US Implants	3,124	Malfunctions w/ Compromised Therapy	0
Estimated Longevity	(see table on page 64)	Malfunctions w/o Compromised Therapy	0
Max. Delivered Energy	36 joules	Number of Advisories	None

Including Normal Battery Depletion



Year	at 9 months				
Survival Probability	100.00%				
± 1 standard error	0.00%				
Sample Size	1700				

Excluding Normal Battery Depletion

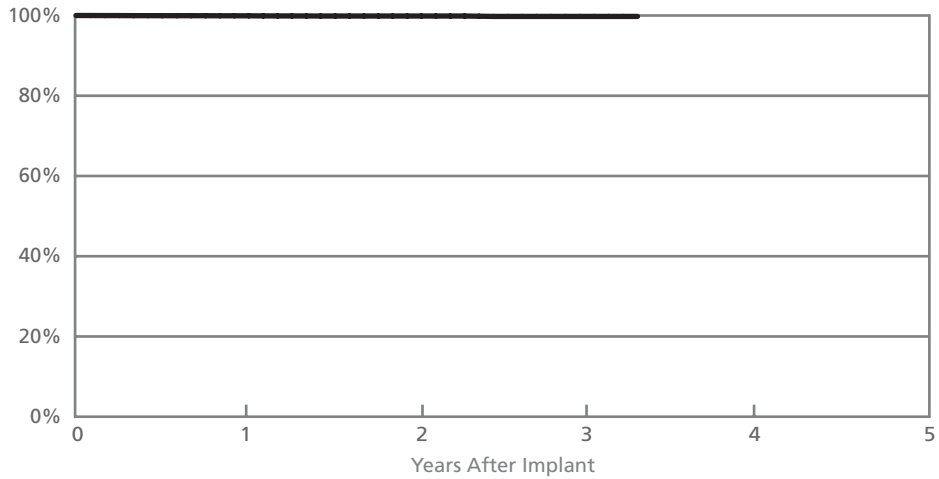


Year	at 9 months				
Survival Probability	100.00%				
± 1 standard error	0.00%				

Atlas® + VR (Model V-193)

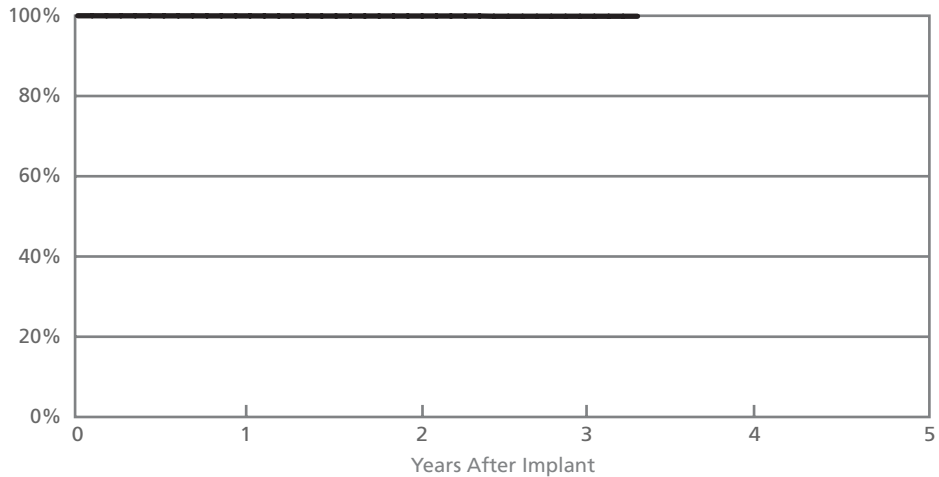
US Market Release	October 2003	Normal Battery Depletion	9
Registered US Implants	18,340	Malfunctions	9
Estimated Active US Implants	14,386	Malfunctions w/ Compromised Therapy (0 related to Advisory)	5
Estimated Longevity	(see table on page 64)	Malfunctions w/o Compromised Therapy (0 related to Advisory)	4
Max. Delivered Energy	36 joules	Number of Advisories (see pages 134-139)	Two

Including Normal Battery Depletion



Year	1	2	3	at 40 months
Survival Probability	99.93%	99.87%	99.77%	99.77%
± 1 standard error	0.02%	0.03%	0.08%	0.08%
Sample Size	16400	8700	2400	400

Excluding Normal Battery Depletion

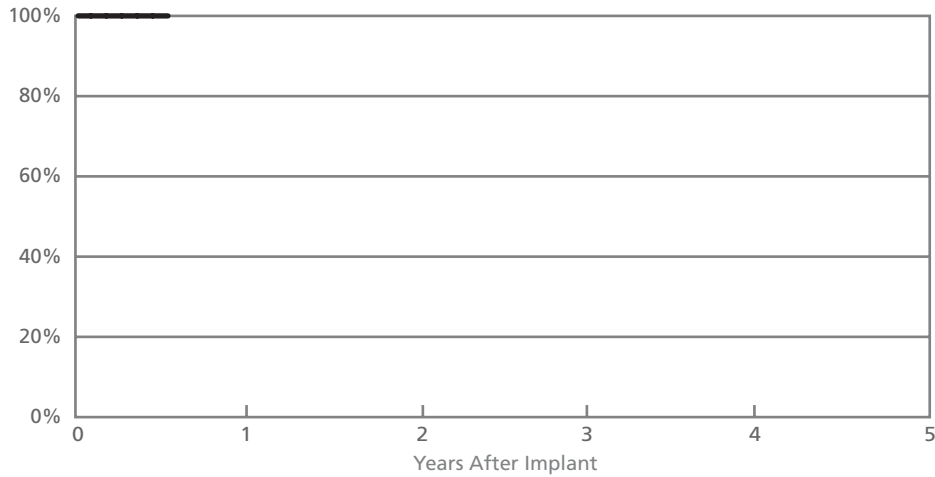


Year	1	2	3	at 40 months
Survival Probability	99.97%	99.94%	99.88%	99.88%
± 1 standard error	0.02%	0.02%	0.06%	0.06%

Epic™ II VR (Model V-158)

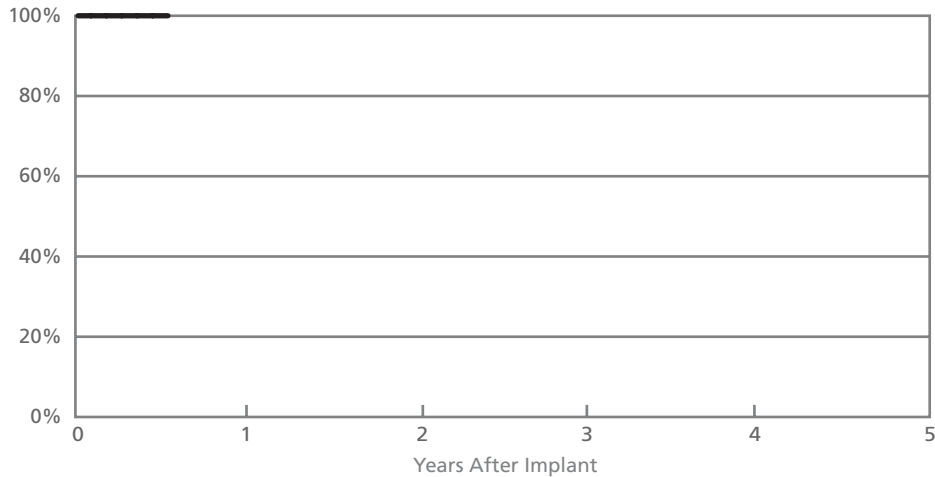
US Market Release	May 2006	Normal Battery Depletion	0
Registered US Implants	659	Malfunctions	0
Estimated Active US Implants	621	Malfunctions w/ Compromised Therapy	0
Estimated Longevity	(see table on page 64)	Malfunctions w/o Compromised Therapy	0
Max. Delivered Energy	30 joules	Number of Advisories	None

Including Normal Battery Depletion



Year	at 7 months				
Survival Probability	100.00%				
± 1 standard error	0.00%				
Sample Size	400				

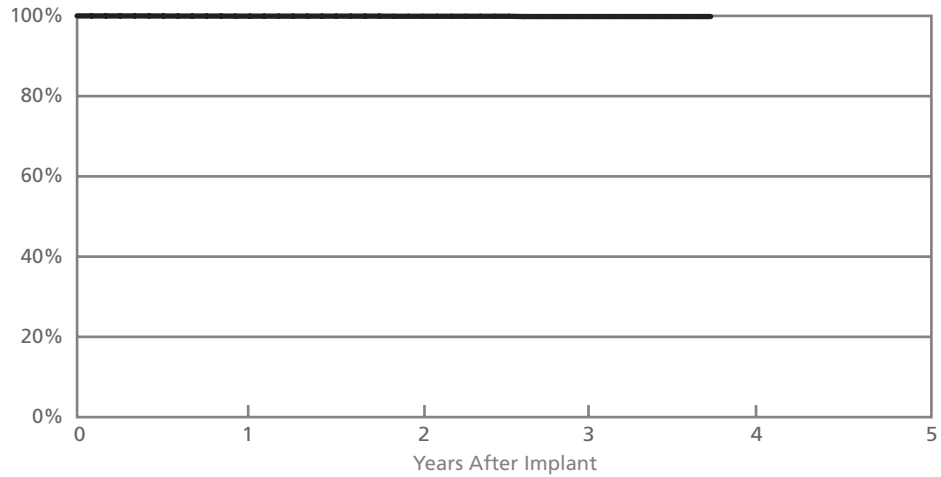
Excluding Normal Battery Depletion



Year	at 7 months				
Survival Probability	100.00%				
± 1 standard error	0.00%				

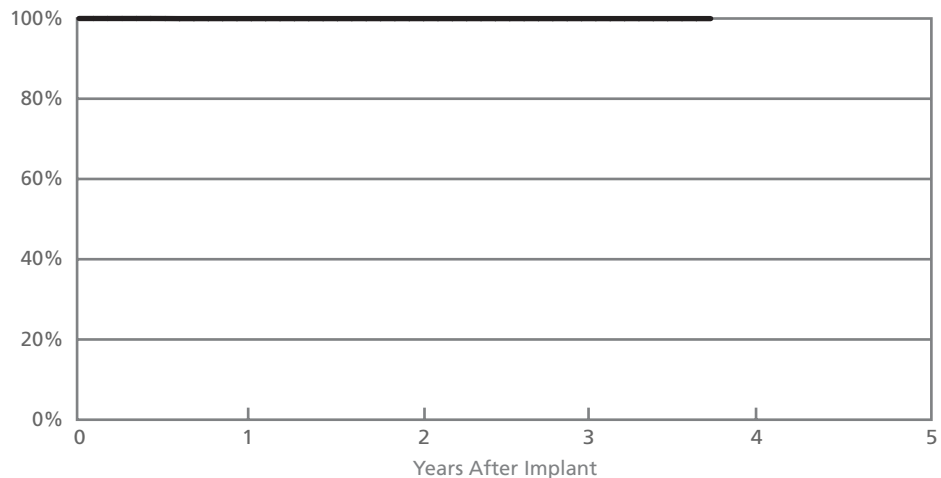
Epic™ + VR (Model V-196)			
US Market Release	April 2003	Normal Battery Depletion	4
Registered US Implants	7,660	Malfunctions	3
Estimated Active US Implants	5,632	Malfunctions w/ Compromised Therapy (0 related to Advisory)	2
Estimated Longevity	(see table on page 64)	Malfunctions w/o Compromised Therapy (0 related to Advisory)	1
Max. Delivered Energy	30 joules	Number of Advisories (see pages 134-139)	Two

Including Normal Battery Depletion



Year	1	2	3	at 45 months	
Survival Probability	99.96%	99.08%	99.84%	99.84%	
± 1 standard error	0.03%	0.04%	0.08%	0.08%	
Sample Size	7200	4600	2000	600	

Excluding Normal Battery Depletion

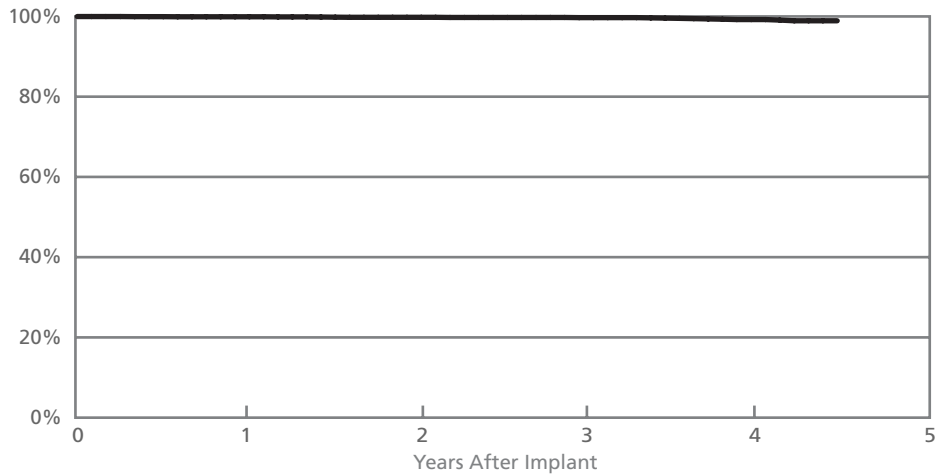


Year	1	2	3	at 45 months	
Survival Probability	99.97%	99.97%	99.97%	99.97%	
± 1 standard error	0.02%	0.02%	0.02%	0.02%	

Epic™ VR (Model V-197)

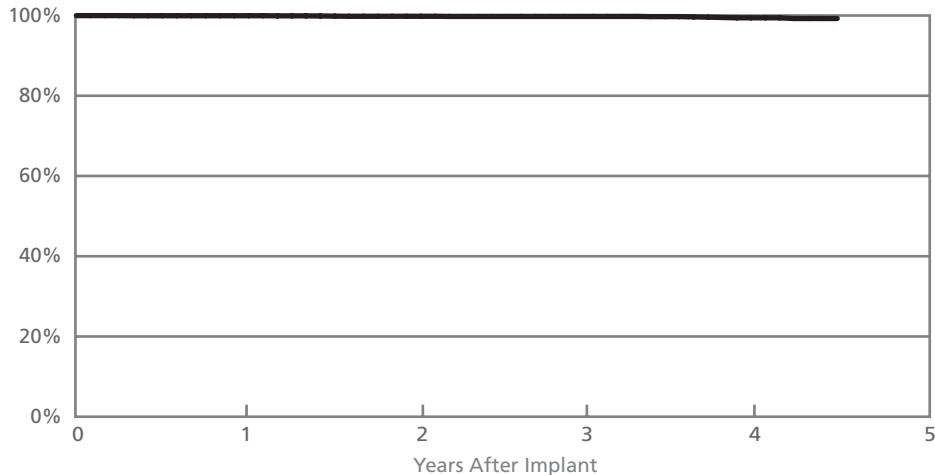
US Market Release	July 2002	Normal Battery Depletion	4
Registered US Implants	3,644	Malfunctions	13
Estimated Active US Implants	1,883	Malfunctions w/ Compromised Therapy (0 related to Advisory)	5
Estimated Longevity	(see table on page 64)	Malfunctions w/o Compromised Therapy (0 related to Advisory)	8
Max. Delivered Energy	30 joules	Number of Advisories (see pages 134-139)	One

Including Normal Battery Depletion



Year	1	2	3	4	at 54 months
Survival Probability	99.91%	99.78%	99.70%	99.22%	98.92%
± 1 standard error	0.05%	0.08%	0.09%	0.21%	0.30%
Sample Size	3600	3100	2600	1300	600

Excluding Normal Battery Depletion

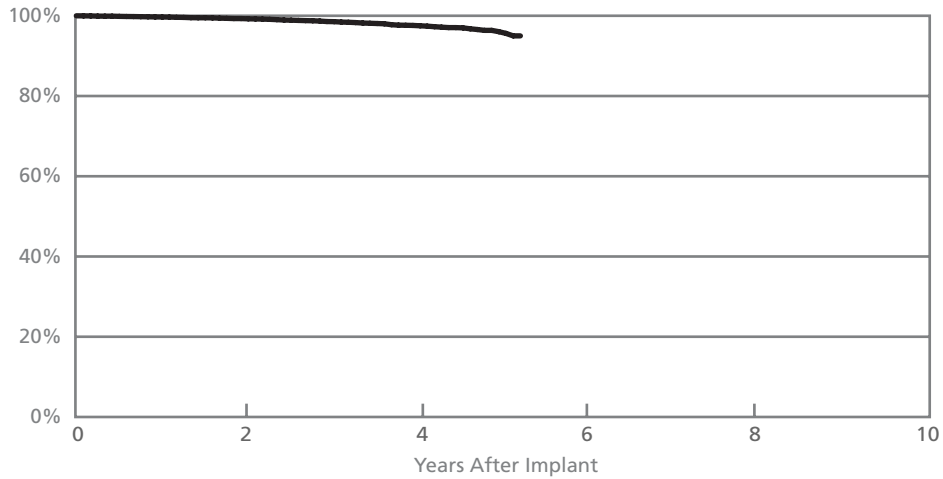


Year	1	2	3	4	at 54 months
Survival Probability	99.94%	99.81%	99.77%	99.42%	99.25%
± 1 standard error	0.04%	0.08%	0.09%	0.18%	0.25%

Atlas® VR (Model V-199)

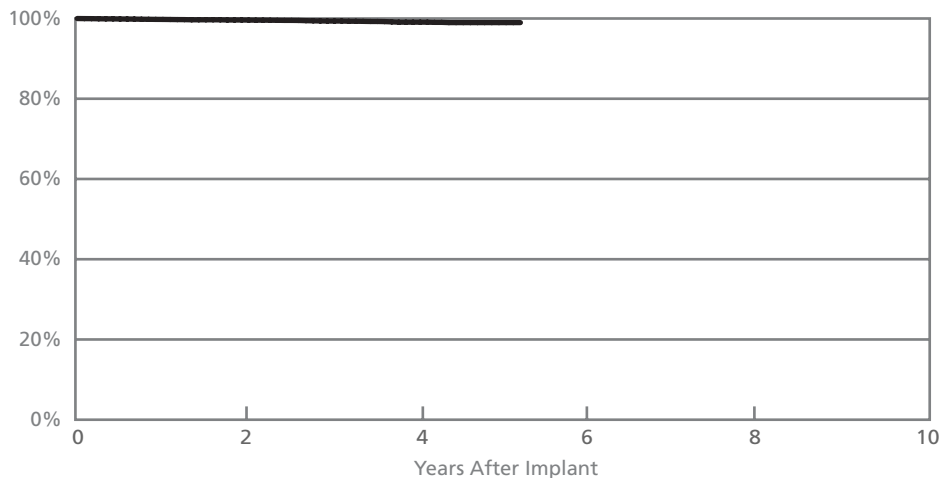
US Market Release	December 2001	Normal Battery Depletion	88
Registered US Implants	7,080	Malfunctions	46
Estimated Active US Implants	3,044	Malfunctions w/ Compromised Therapy (22 related to Advisory)	30
Estimated Longevity	(see table on page 64)	Malfunctions w/o Compromised Therapy (0 related to Advisory)	16
Max. Delivered Energy	36 joules	Number of Advisories (see pages 134-139)	One

Including Normal Battery Depletion



Year	2	4	at 63 months		
Survival Probability	99.30%	97.59%	94.99%		
± 1 standard error	0.11%	0.23%	0.68%		
Sample Size	6100	3600	400		

Excluding Normal Battery Depletion

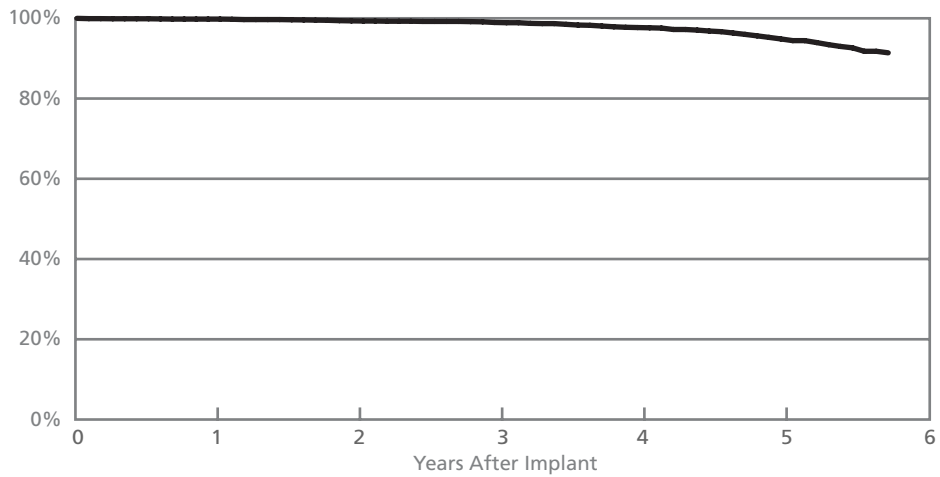


Year	2	4	at 63 months		
Survival Probability	99.63%	99.09%	98.98%		
± 1 standard error	0.08%	0.14%	0.16%		

Photon[®] μ VR (Model V-194)

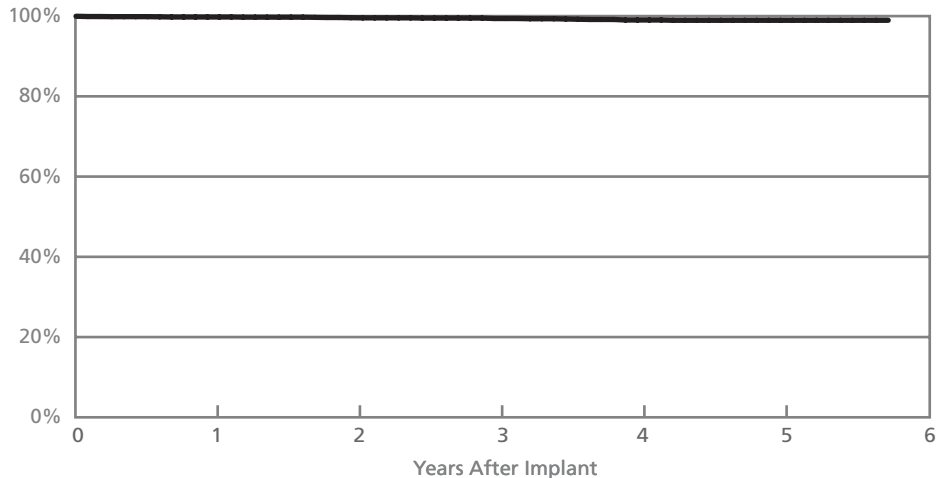
US Market Release	June 2001	Normal Battery Depletion	81
Registered US Implants	2,834	Malfunctions	21
Estimated Active US Implants	816	Malfunctions w/ Compromised Therapy (5 related to Advisory)	12
Estimated Longevity	(see table on page 64)	Malfunctions w/o Compromised Therapy (0 related to Advisory)	9
Max. Delivered Energy	36 joules	Number of Advisories (see pages 134-139)	One

Including Normal Battery Depletion



Year	1	2	3	4	5	at 69 months
Survival Probability	99.78%	99.34%	98.94%	97.68%	94.86%	91.42%
± 1 standard error	0.09%	0.16%	0.20%	0.34%	0.56%	0.89%
Sample Size	2800	2500	2200	1800	1400	600

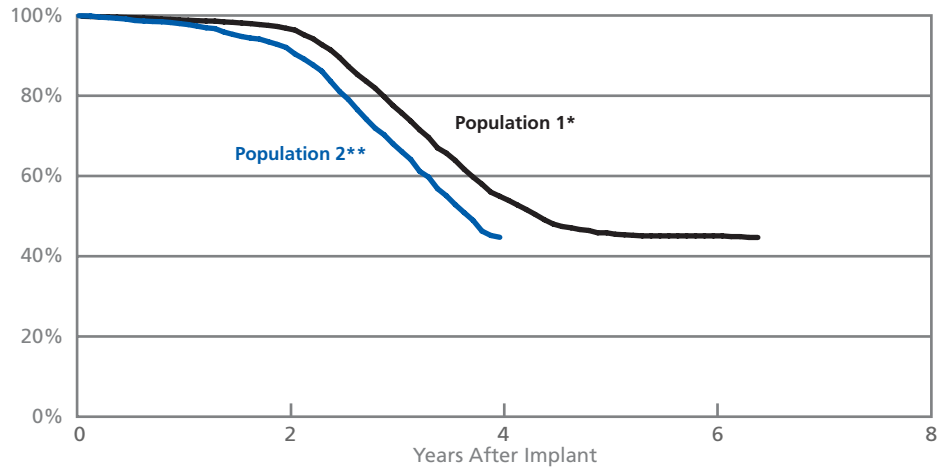
Excluding Normal Battery Depletion



Year	1	2	3	4	5	at 69 months
Survival Probability	99.78%	99.60%	99.40%	99.03%	98.96%	98.96%
± 1 standard error	0.09%	0.12%	0.14%	0.22%	0.23%	0.26%
Sample Size	2800	2500	2200	1800	1400	600

Profile™ (Models V-186F & V-186HV3)

*Population 1		** Population 2	
*(These models are no longer being manufactured)		**(These models are no longer being manufactured)	
*US Market Release	November 1998	**US Market Release	November 1998
*Registered US Implants	4,227	**Registered US Implants	1,771
*Estimated Active US Implants	254	**Estimated Active US Implants	69
*Estimated Longevity	(see table on page 64)	**Estimated Longevity	(see table on page 64)
*Number of Advisories	None	**Number of Advisories (see pages 134-139)	One



Population 1*

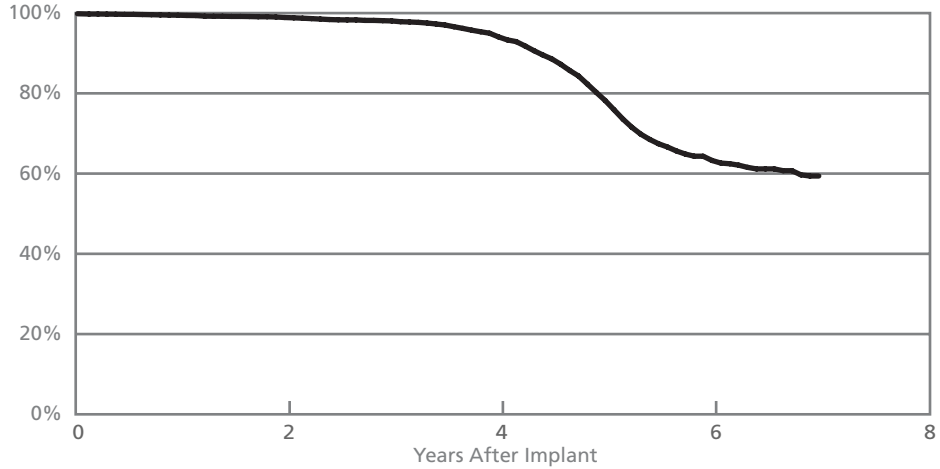
Year	2	4	6	at 77 months
Survival Probability	96.81%	54.93%	45.07%	44.68%
± 1 standard error	0.27%	1.05%	1.24%	1.26%
Sample Size	3600	2000	400	200

Population 2**

Year	2	4		
Survival Probability	92.03%	44.72%		
± 1 standard error	0.69%	1.87%		
Sample Size	1500	600		

Contour® MD (Models V-175, V-175AC, V-175B, V-175C & V-175D)

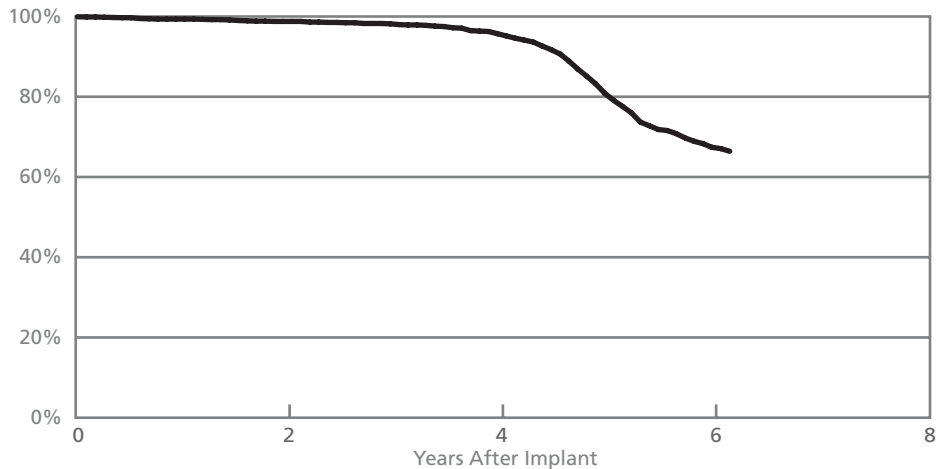
US Market Release	October 1998
Registered US Implants	4,915
Estimated Active US Implants	557
Estimated Longevity	(see table on page 64)
Number of Advisories	None



Year	2	4	6	at 84 months
Survival Probability	98.90%	94.08%	63.27%	59.40%
± 1 standard error	0.15%	0.39%	1.32%	1.55%
Sample Size	4200	3000	1000	300

Contour® II (Models V-185, V-185AC, V-185B, V-185C & V-185D)

US Market Release	February 1998
Registered US Implants	1,670
Estimated Active US Implants	96
Estimated Longevity	(see table on page 64)
Number of Advisories	None



Year	2	4	6	at 74 months
Survival Probability	98.77%	95.51%	65.62%	64.66%
± 1 standard error	0.29%	0.58%	1.99%	2.05%
Sample Size	1400	1100	500	200

Summary & Longevity Information

ICDs Single-Chamber

Including Normal Battery Depletion Summary Information*

Models	Family	US Market Release Date	Registered US Implants	Estimated Active US Implants	Malfunctions w/ Compromised Therapy	Malfunctions w/ Compromised Therapy (under advisory**)	Malfunctions w/ Compromised Therapy (premature battery depletion)	Malfunctions w/o Compromised Therapy	Malfunctions w/o Compromised Therapy (premature battery depletion)	Total Malfunctions	Total Normal Battery Depletion
V-168	Atlas II VR	August 06	3278	3124	0	0	0	0	0	0	0
V-193	Atlas + VR	October 03	18340	14386	4	0	1	2	2	9	9
V-158	Epic II VR	May 06	659	621	0	0	0	0	0	0	0
V-196	Epic + VR	April 03	7660	5632	1	0	1	1	0	3	4
V-197	Epic VR	July 02	3644	1883	4	0	1	7	1	13	4
V-199	Atlas VR	December 01	7080	3044	3	22	5	14	2	46	88
V-194	Photon μ VR	June 01	2834	816	3	5	4	8	1	21	81

Excluding Normal Battery Depletion Summary Information*

Models	Family	US Market Release Date	Registered US Implants	Estimated Active US Implants	Malfunctions w/ Compromised Therapy	Malfunctions w/ Compromised Therapy (under advisory**)	Malfunctions w/ Compromised Therapy (premature battery depletion)	Malfunctions w/o Compromised Therapy	Malfunctions w/o Compromised Therapy (premature battery depletion)	Total Malfunctions
V-168	Atlas II VR	August 06	3278	3124	0	0	0	0	0	0
V-193	Atlas + VR	October 03	18340	14386	4	0	1	2	2	9
V-158	Epic II VR	May 06	659	621	0	0	0	0	0	0
V-196	Epic + VR	April 03	7660	5632	1	0	1	1	0	3
V-197	Epic VR	July 02	3644	1883	4	0	1	7	1	13
V-199	Atlas VR	December 01	7080	3044	3	22	5	14	2	46
V-194	Photon μ VR	June 01	2834	816	3	5	4	8	1	21

*Based on returned product analysis as of June 30, 2007.

** St. Jude Medical. ICD Memory Chip Component Anomaly (advisory). October 7, 2005.

Including Normal Battery Depletion Summary Information*

Models	Family	Survival Probability ¹									
		1 year	2 year	3 year	4 year	5 year	6 year	7 year	8 year	9 year	10 year
V-168	Atlas II VR										
V-193	Atlas + VR	99.93%	99.87%	99.77%							
V-158	Epic II VR										
V-196	Epic + VR	99.96%	99.08%	99.84%							
V-197	Epic VR	99.91%	99.78%	99.70%	99.22%						
V-199	Atlas VR	99.71%	99.30%	98.56%	97.59%	96.03%					
V-194	Photon μ VR	99.78%	99.34%	98.94%	97.68%	94.86%					

Excluding Normal Battery Depletion Summary Information*

Models	Family	Survival Probability ¹									
		1 year	2 year	3 year	4 year	5 year	6 year	7 year	8 year	9 year	10 year
V-168	Atlas II VR										
V-193	Atlas + VR	99.97%	99.94%	99.88%							
V-158	Epic II VR										
V-196	Epic + VR	99.97%	99.97%	99.97%							
V-197	Epic VR	99.94%	99.81%	99.77%	99.42%						
V-199	Atlas VR	99.78%	99.63%	99.37%	99.09%	98.98%					
V-194	Photon μ VR	99.78%	99.60%	99.40%	99.03%	98.96%					

*Based on returned product analysis as of June 30, 2007.

¹No survival probability is stated at one year due to the device not meeting the required minimum sample size of 200 U.S. implants with 12 consecutive months of data. Please refer to the individual device graphs for data up to one year.

Battery Longevity

Models	Family	Approximate Duration (years)*			
		No Pacing	25% Pacing	50% Pacing	100% Pacing
V-168	Atals II VR	8.4	8.0	7.6	7.0
V-193	Atlas + VR	8.6	8.2	7.9	7.3
V-158	Epic II VR	6.7	6.4	6.1	5.6
V-196**	Epic + VR	6.9	6.6	6.4	5.9
V-197	Epic VR	5.9	5.7	5.5	5.1
V-199	Atlas VR	7.2	6.9	6.6	6.1
V-194	Photon μ VR	8.1	7.7	7.4	6.8

*Battery longevity calculated with one EGM storage.

Pacing parameters: DDD, 2.5V, 0.5 ms, 60 ppm, 500 ohms

Battery Voltage Range: 3.20 – 2.45; Battery condition: Normal

Four maximum charges per year. (See the reference manuals for more information.)

**Serial numbers 115000 (for serial numbers <11500, refer to previous User's Manual or contact Customer Service)

Models	Family	4 Max charges/Yr. No Pacing	1 Maximum High Voltage Charge/Month†		
			No Pacing	15% Pacing	100% Pacing
V-186F, V-186HV3	Profile	5.8 yr.	4.3 yr.	4.0 yr.	3.7 yr.
V-175, V-175AC, V-175B, V-175C, V-175D	Contour MD	6.5 yr.	4.8 yr.	4.4 yr.	3.5 yr.
V-185, V-185AC, V-185B, V-185C, V-185D	Contour II	6.5 yr.	4.8 yr.	4.4 yr.	3.5 yr.

†Pacing parameters: DDD, 2.5V, 0.5 ms, 60 ppm, 500 ohms

Battery Voltage Range: 3.20 – 2.55

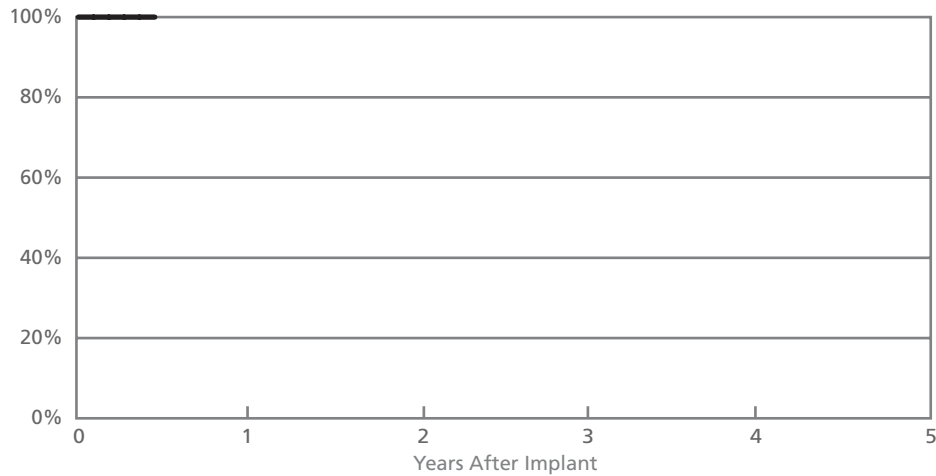
Defibrillation Leads

Defibrillation Leads

Riata® ST Optim™ (Model 7020 & 7021)

Laboratory Analysis: Implant Damage 6 Electrical Malfunction 0 Other 4

US Market Release	July 2006	Type and/or Fixation	Dual Coil, Active
Registered US Implants	2,408	Polarity	Bipolar
Estimated Active US Implants	2,393	Steroid	Yes
Insulation	Optim*	Number of Advisories	None

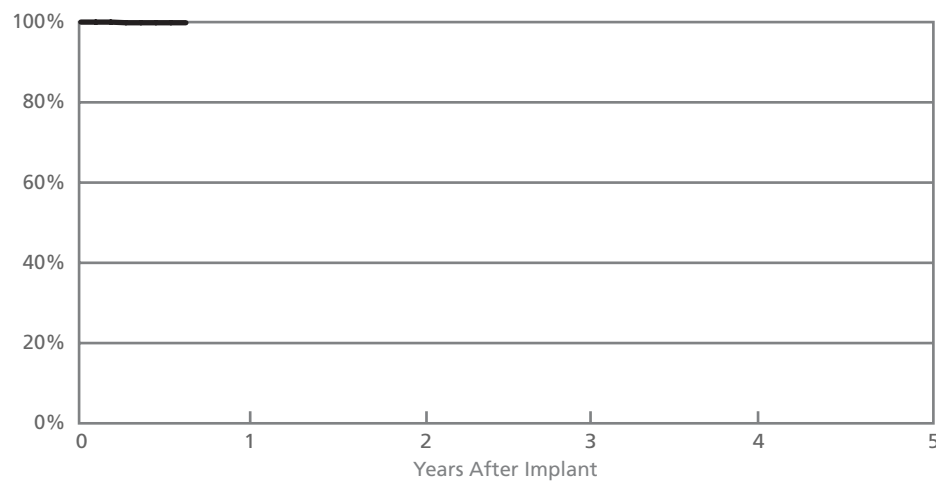


Year	at 6 months				
Survival Probability	100.00%				
± 1 standard error	0.00%				
Sample Size	1200				

Riata® ST (Model 7010 & 7011)

Laboratory Analysis: Implant Damage 2 Electrical Malfunction 0 Other 1

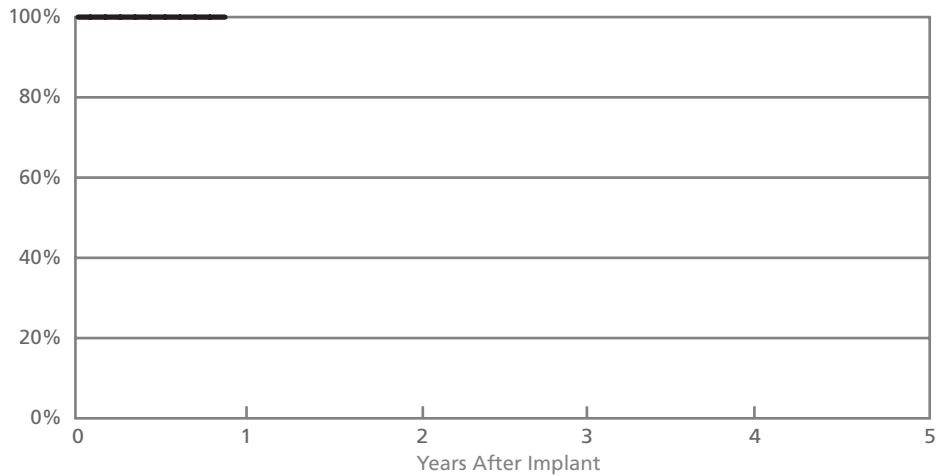
US Market Release	March 2006	Type and/or Fixation	Dual Coil, Active
Registered US Implants	1,044	Polarity	Bipolar
Estimated Active US Implants	1,015	Steroid	Yes
Insulation	Silicone	Number of Advisories	None



Year	at 8 months				
Survival Probability	99.84%				
± 1 standard error	0.16%				
Sample Size	500				

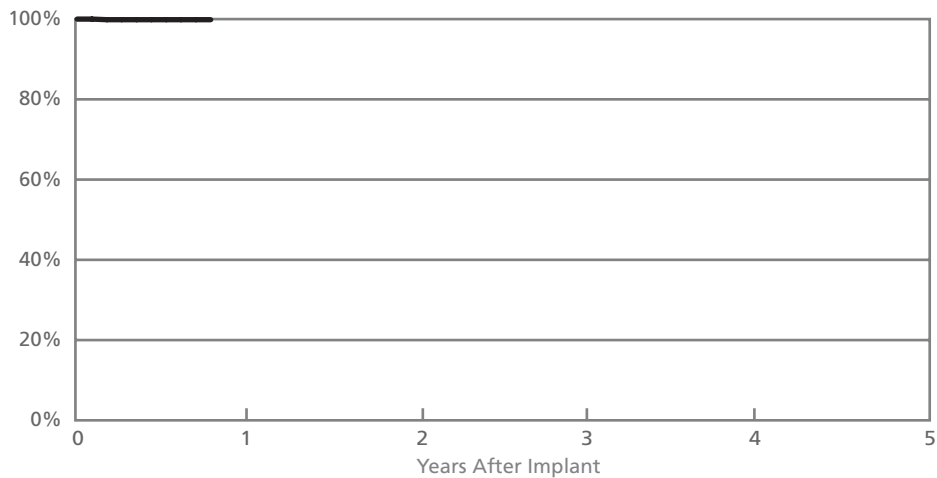
*Optim™ is a copolymer of silicone and polyurethane.

Riata® ST (Model 7040 & 7041) Laboratory Analysis: Implant Damage 3 Electrical Malfunction 0 Other 2			
US Market Release	March 2006	Type and/or Fixation	Dual Coil, Active
Registered US Implants	1,447	Polarity	Bipolar
Estimated Active US Implants	1,410	Steroid	Yes
Insulation	Silicone	Number of Advisories	None



Year	at 11 months				
Survival Probability	100.00%				
± 1 standard error	0.00%				
Sample Size	700				

Riata® ST (Model 7002) Laboratory Analysis: Implant Damage 4 Electrical Malfunction 0 Other 3			
US Market Release	March 2006	Type and/or Fixation	Single Coil, Active
Registered US Implants	826	Polarity	Bipolar
Estimated Active US Implants	799	Steroid	Yes
Insulation	Silicone	Number of Advisories	None

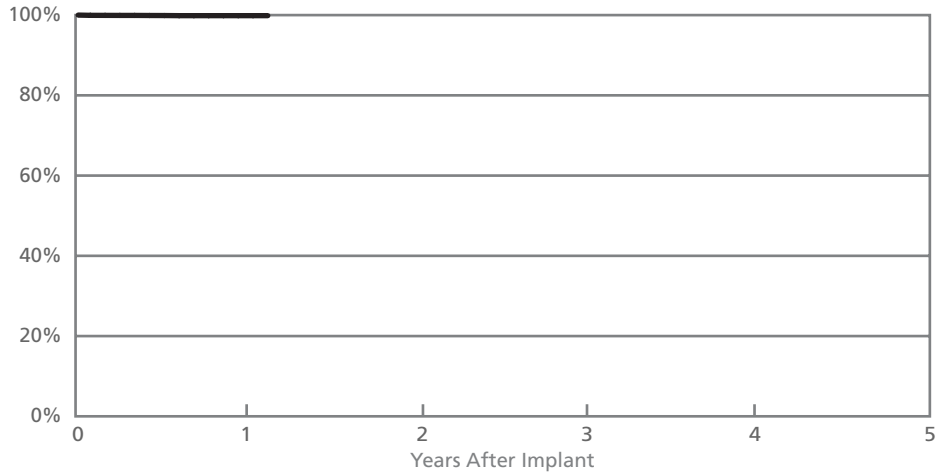


Year	at 10 months				
Survival Probability	99.85%				
± 1 standard error	0.15%				
Sample Size	500				

Defibrillation Leads

Riata® ST (Models 7000 & 7001) Laboratory Analysis: Implant Damage 92 Electrical Malfunction 5 Other 50

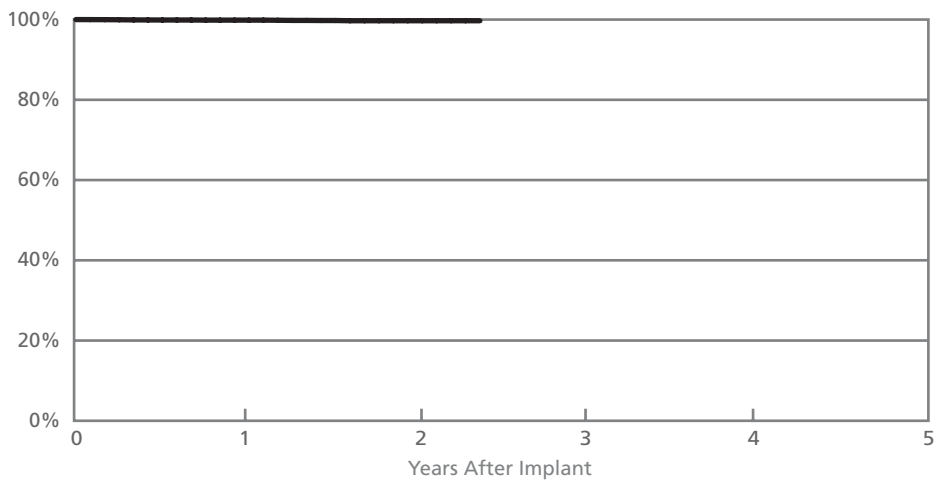
US Market Release	March 2006	Type and/or Fixation	Dual Coil, Active
Registered US Implants	19,175	Polarity	Bipolar
Estimated Active US Implants	18,483	Steroid	Yes
Insulation	Silicone	Number of Advisories	None



Year	1	at 14 months			
Survival Probability	99.86%	99.86%			
± 1 standard error	0.03%	0.03%			
Sample Size	10700	800			

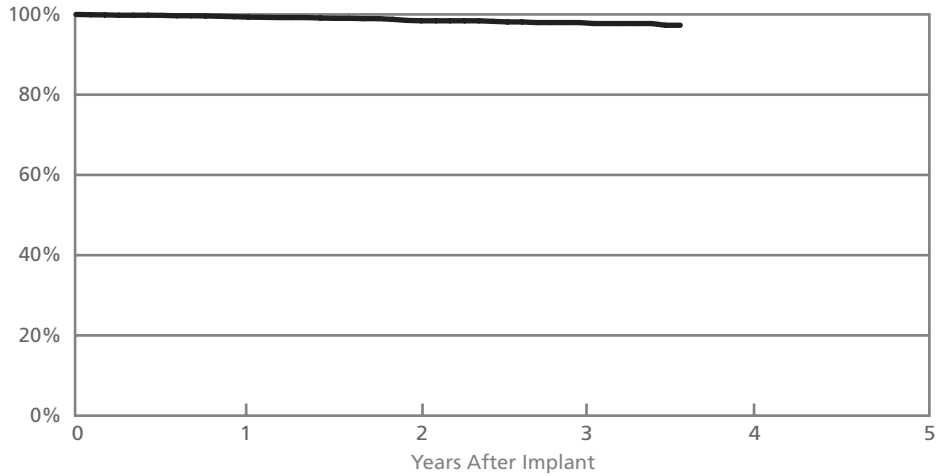
Riata® i (Models 1590 & 1591) Laboratory Analysis: Implant Damage 22 Electrical Malfunction 2 Other 3

US Market Release	April 2004	Type and/or Fixation	Dual Coil, Active
Registered US Implants	8,802	Polarity	Bipolar
Estimated Active US Implants	7,786	Steroid	Yes
Insulation	Silicone	Number of Advisories	None



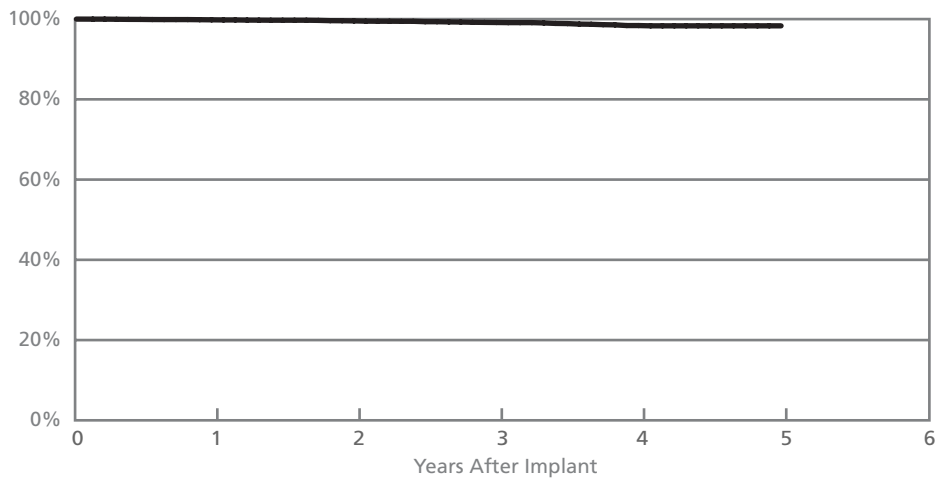
Year	1	2	at 29 months		
Survival Probability	99.86%	99.71%	99.71%		
± 1 standard error	0.04%	0.07%	0.07%		
Sample Size	8000	4100	700		

Riata® (Model 1582)		Laboratory Analysis: Implant Damage 12 Electrical Malfunction 11 Other 8	
US Market Release	March 2003	Type and/or Fixation	Single Coil, Active
Registered US Implants	2,644	Polarity	Bipolar
Estimated Active US Implants	2,196	Steroid	Yes
Insulation	Silicone	Number of Advisories	None



Year	1	2	3	at 43 months
Survival Probability	99.43%	98.51%	97.97%	97.30%
± 1 standard error	0.14%	0.26%	0.41%	0.64%
Sample Size	2500	1600	800	200

Riata® (Models 1570 & 1571)		Laboratory Analysis: Implant Damage 31 Electrical Malfunction 13 Other 24	
US Market Release	March 2002	Type and/or Fixation	Dual Coil, Passive
Registered US Implants	8,788	Polarity	Bipolar (Quadripolar)
Estimated Active US Implants	7,010	Steroid	Yes
Insulation	Silicone	Number of Advisories	None

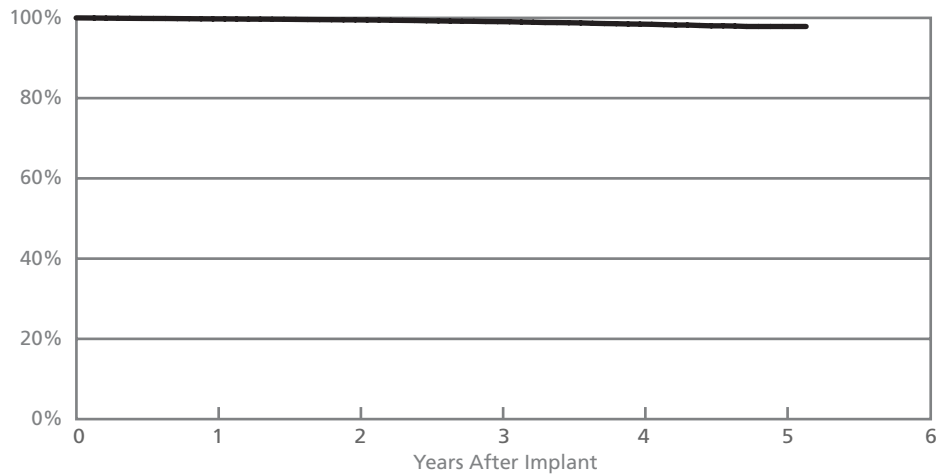


Year	1	2	3	4	5
Survival Probability	99.82%	99.95%	99.15%	98.39%	98.32%
± 1 standard error	0.04%	0.08%	0.13%	0.23%	0.24%
Sample Size	8400	6300	4200	2400	900

Defibrillation Leads

Riata® (Models 1580 & 1581) Laboratory Analysis: Implant Damage 229 Electrical Malfunction 82 Other 179

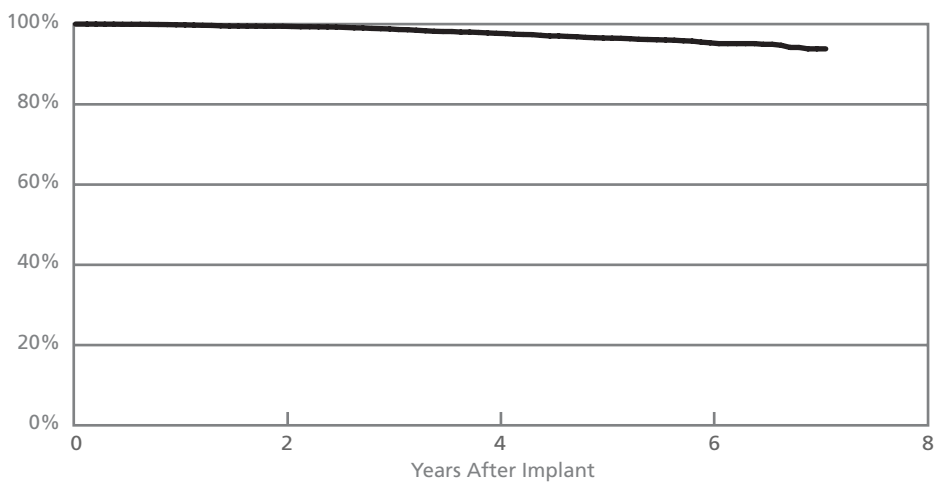
US Market Release	March 2002	Type and/or Fixation	Dual Coil, Active
Registered US Implants	61,689	Polarity	Bipolar (Quadripolar)
Estimated Active US Implants	50,440	Steroid	Yes
Insulation	Silicone	Number of Advisories	None



Year	1	2	3	4	5	at 62 months
Survival Probability	99.75%	99.51%	99.07%	98.45%	97.86%	97.86%
± 1 standard error	0.02%	0.03%	0.06%	0.10%	0.17%	0.17%
Sample Size	58500	41100	22500	10600	500	300

TVL®-ADX (Model 1559)

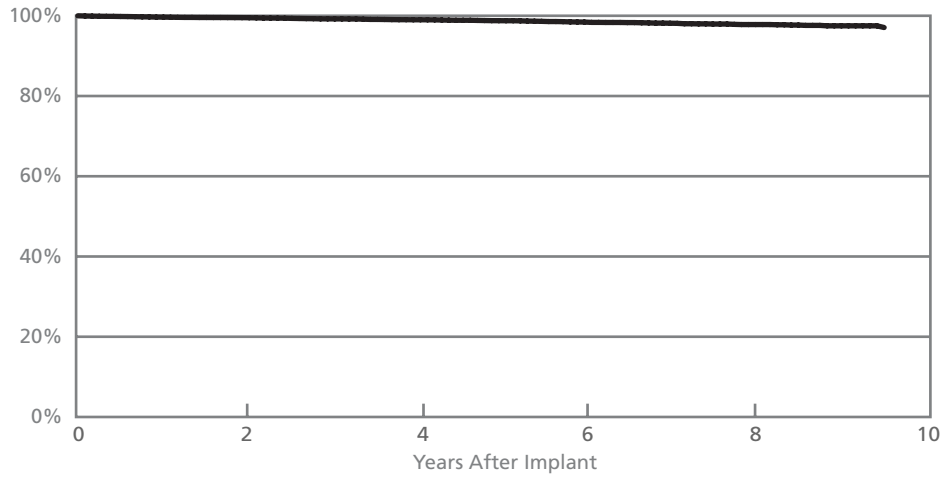
US Market Release	November 1999	Type and/or Fixation	Single Coil, Active
Registered US Implants	4,547	Polarity	Bipolar
Estimated Active US Implants	2,381	Steroid	Yes
Insulation	Silicone	Number of Advisories	None



Year	2	4	6	at 85 months
Survival Probability	99.46%	97.70%	95.33%	93.83%
± 1 standard error	0.12%	0.25%	0.42%	0.74%
Sample Size	3900	3100	1800	100

SPL® (Models SP01, SP02, SP03 & SP04)

US Market Release	September 1997	Type and/or Fixation	Dual Coil, Passive
Registered US Implants	12,414	Polarity	Bipolar
Estimated Active US Implants	6,043	Steroid	No
Insulation	Silicone	Number of Advisories	None



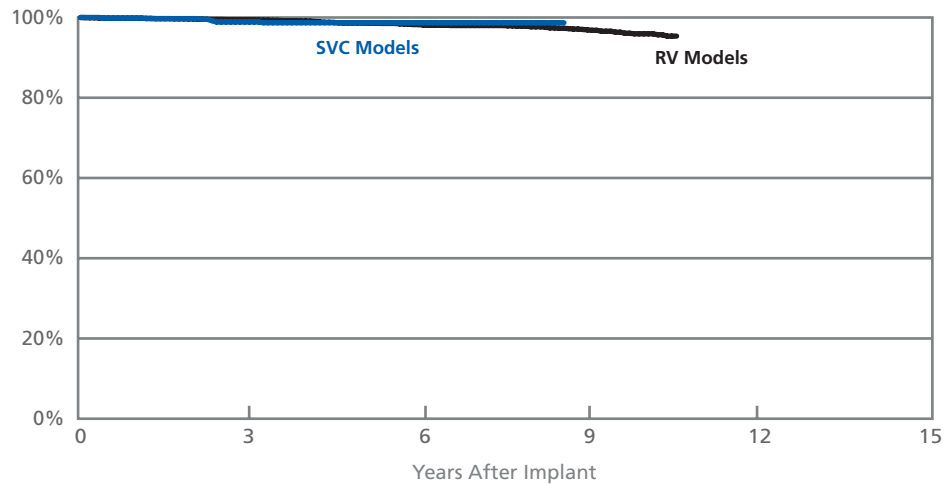
Year	2	4	6	8	at 114 months
Survival Probability	99.53%	99.00%	98.43%	97.81%	97.07%
± 1 standard error	0.07%	0.10%	0.14%	0.20%	0.25%
Sample Size	10500	8600	6200	2700	300

Defibrillation Leads

TVL® RV (Models RV01, RV02, RV03, RV06 & RV07)

TVL® SVC (Models SV01, SV02 & SV03)

US Market Release		Insulation	Silicone
RV01, RV02, SV01, SV02, SV03	May 1996	Type and/or Fixation	Single Coil, Passive
RV03	April 1997	Polarity	Bipolar
RV06, RV07	July 2000	Steroid	No
Registered US Implants	Estimated Active US Implants	Number of Advisories	None
RV	3,499	RV	1,313
SVC	807	SVC	304



RV Models

Year	3	6	9	at 128 months
Survival Probability	99.43%	98.24%	97.02%	95.36%
± 1 standard error	0.14%	0.27%	0.41%	0.68%
Sample Size	2800	1900	1100	300

SVC Models

Year	3	6	at 104 months
Survival Probability	98.88%	98.69%	98.69%
± 1 standard error	0.42%	0.46%	0.46%
Sample Size	600	400	200

Laboratory Analysis*

Models	US Market Release Date	Registered US Implants	Estimated Active US Implants	Implant Damage	Electrical Malfunctions	Other
7020/7021	July 06	2408	2393	6	0	4
7010/7011	March 06	1044	1015	2	0	1
7040/7041	March 06	1447	1410	3	0	2
7002	March 06	826	799	4	0	3
7000/7001	March 06	19175	18483	92	5	50
1590/1591	April 04	8802	7786	22	2	3
1582	March 03	2644	2196	12	11	8
1570/1571	March 02	8788	7010	31	13	24
1580/1581	March 02	61689	50440	229	82	179

Laboratory analysis of all returned leads from the U.S. is summarized by model for the most recently market released defibrillation lead models included in this Product Performance Report. The Laboratory analysis results are categorized into one of the following three categories:

- **Implant Damage** - Obvious damage incurred at the time of implant, including but not limited to insulation cuts and damage, helix overtorque, and stylet perforation.
- **Electrical Malfunction** - A disruption in the insulation or conductors resulting in compromised electrical performance.
- **Other** - Includes other sources of malfunction not attributed to damage incurred at implant and not resulting in compromised electrical failures. This category also includes any partial leads returned with an alleged malfunction even if it was not possible to perform analysis to confirm the malfunction.

**Based on returned product analysis as of June 30, 2007.*

Pulse Generators

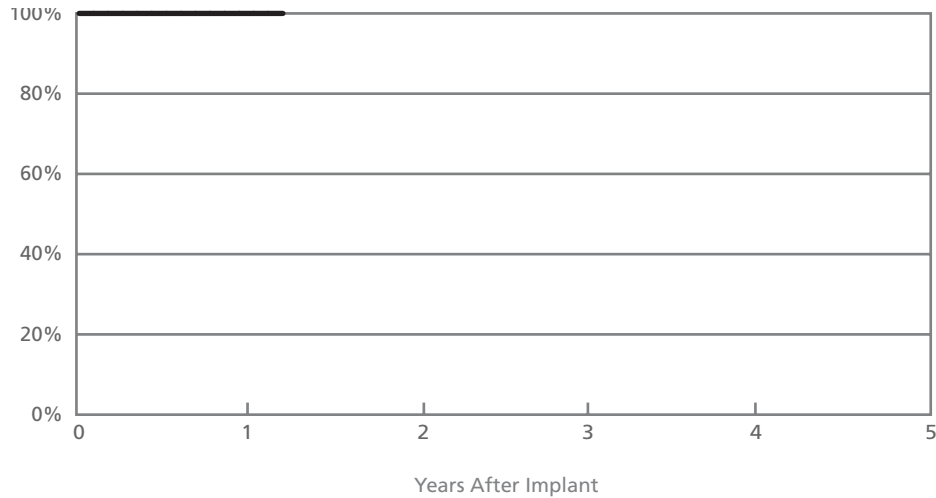
Dual-Chamber

Pulse Generators

Victory® DR (Model 5810)

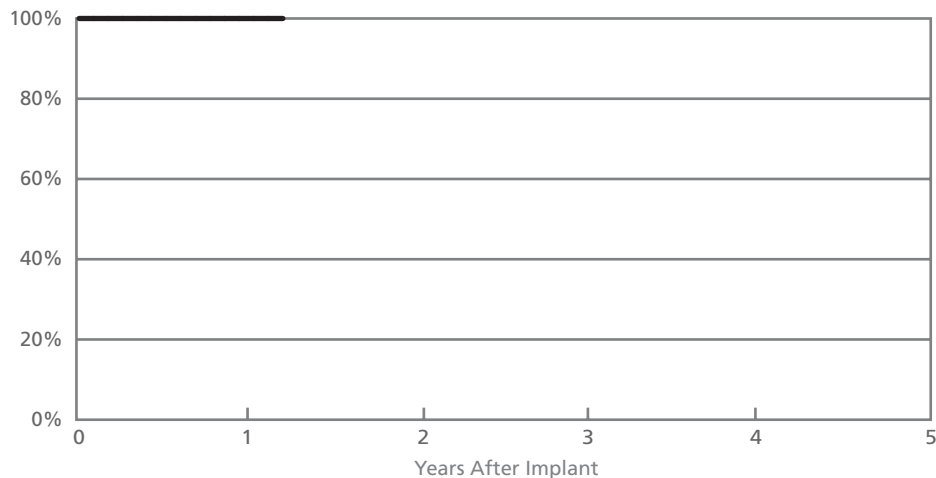
US Market Release	December 2005	Normal Battery Depletion	0
Registered US Implants	13,326	Malfunctions	0
Estimated Active US Implants	12,680	Malfunctions w/ Compromised Therapy	0
Estimated Longevity	4.0 Years	Malfunctions w/o Compromised Therapy	0
		Number of Advisories	None

Including Normal Battery Depletion



Year	1	at 15 months			
Survival Probability	100.00%	100.00%			
± 1 standard error	0.00%	0.00%			
Sample Size	7500	100			

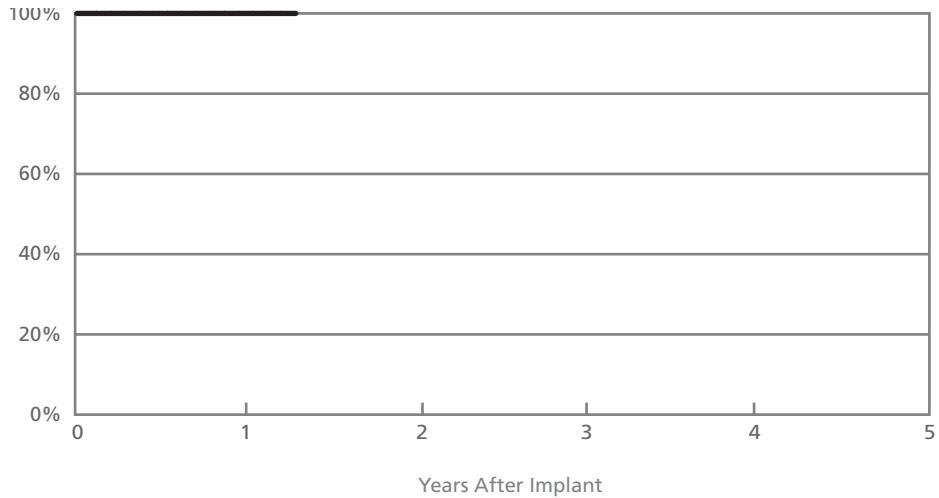
Excluding Normal Battery Depletion



Year	1	at 15 months			
Survival Probability	100.00%	100.00%			
± 1 standard error	0.00%	0.00%			

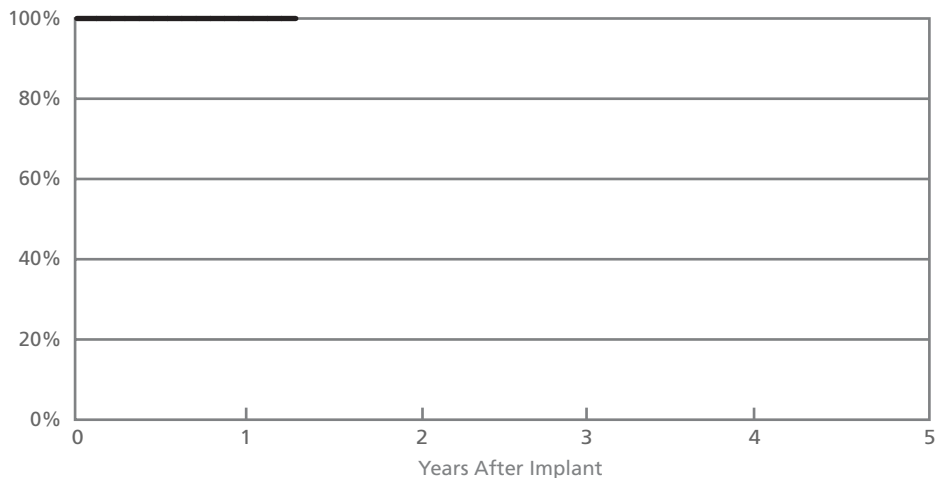
Victory® XL (Model 5816)			
US Market Release	December 2005	Normal Battery Depletion	0
Registered US Implants	27,007	Malfunctions	0
Estimated Active US Implants	26,191	Malfunctions w/ Compromised Therapy	0
Estimated Longevity	7.2 Years	Malfunctions w/o Compromised Therapy	0
		Number of Advisories	None

Including Normal Battery Depletion



Year	1	at 16 months			
Survival Probability	100.00%	100.00%			
± 1 standard error	0.00%	0.00%			
Sample Size	16500	200			

Excluding Normal Battery Depletion



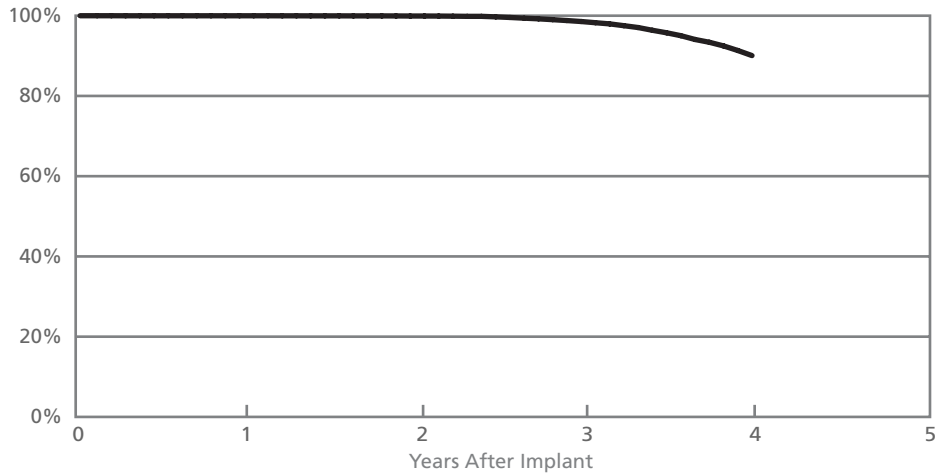
Year	1	at 16 months			
Survival Probability	100.00%	100.00%			
± 1 standard error	0.00%	0.00%			

Pulse Generators

Identity® ADx DR (Model 5380)

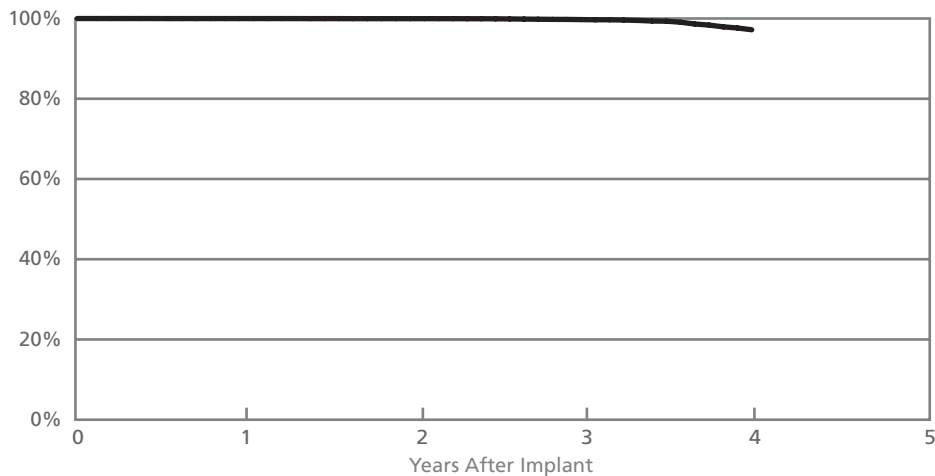
US Market Release	March 2003	Normal Battery Depletion	907
Registered US Implants	48,790	Malfunctions	32
Estimated Active US Implants	39,503	Malfunctions w/ Compromised Therapy (0 related to Advisory)	1
Estimated Longevity	3.8 Years	Malfunctions w/o Compromised Therapy (0 related to Advisory)	31
		Number of Advisories (see pages 134-139)	One

Including Normal Battery Depletion



Year	1	2	3	4
Survival Probability	99.98%	99.92%	98.55%	90.06%
± 1 standard error	0.01%	0.01%	0.06%	0.63%
Sample Size	45200	29600	14000	4100

Excluding Normal Battery Depletion

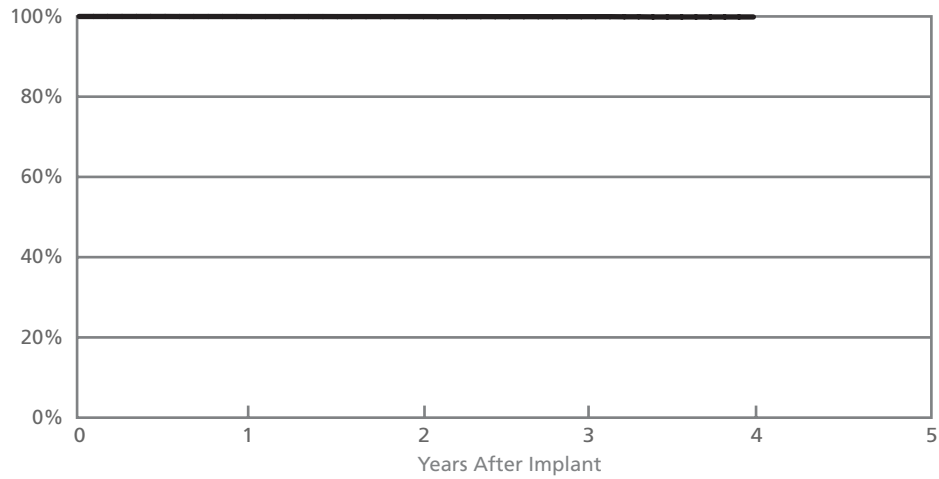


Year	1	2	3	4
Survival Probability	99.98%	99.96%	99.73%	97.19%
± 1 standard error	0.01%	0.01%	0.04%	0.53%

Identity® ADx XL DR (Model 5386) Identity® ADx XL DC (Model 5286)

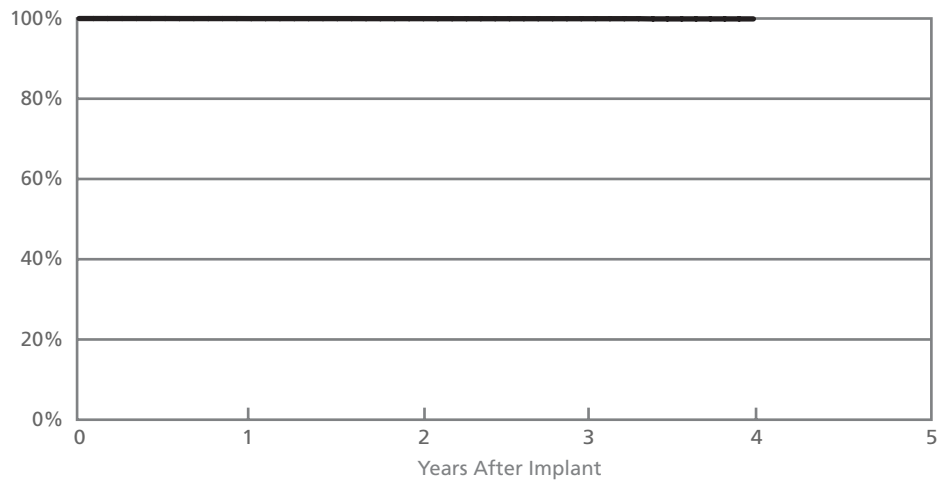
US Market Release	March 2003	Normal Battery Depletion	2
Registered US Implants	53,151	Malfunctions	17
Estimated Active US Implants	46,524	Malfunctions w/ Compromised Therapy (0 related to Advisory)	1
Estimated Longevity	6.9 Years	Malfunctions w/o Compromised Therapy (0 related to Advisory)	16
		Number of Advisories (see pages 134-139)	One

Including Normal Battery Depletion



Year	1	2	3	4	
Survival Probability	99.98%	99.96%	99.94%	99.87%	
± 1 standard error	0.01%	0.01%	0.02%	0.05%	
Sample Size	47900	29500	12500	2900	

Excluding Normal Battery Depletion



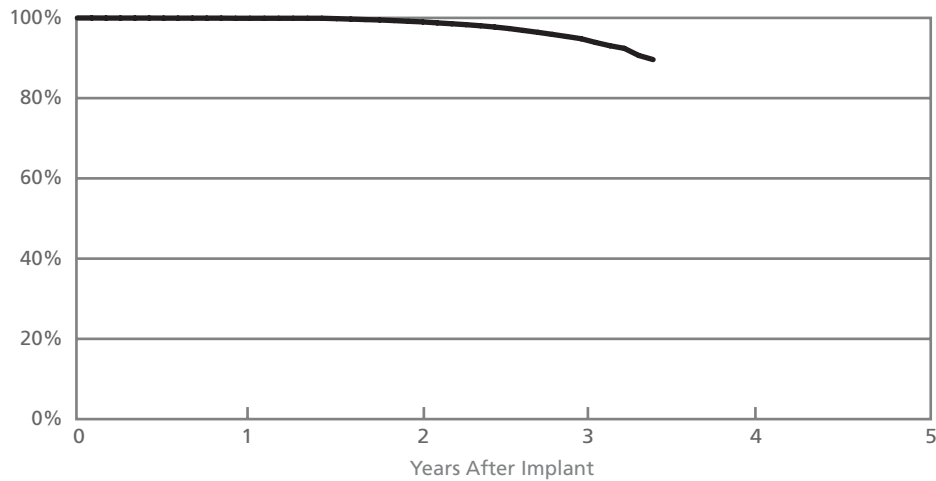
Year	1	2	3	4	
Survival Probability	99.98%	99.96%	99.95%	99.90%	
± 1 standard error	0.01%	0.01%	0.01%	0.04%	

Pulse Generators

Integrity® ADx DR (Model 5360)

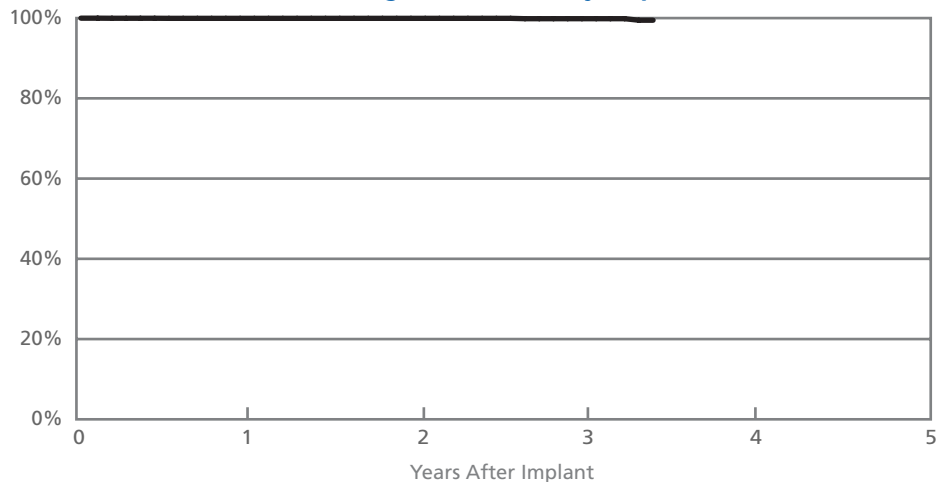
US Market Release	May 2003	Normal Battery Depletion	684
Registered US Implants	5,307	Malfunctions	2
Estimated Active US Implants	4,301	Malfunctions w/ Compromised Therapy	0
Estimated Longevity	3.8 Years	Malfunctions w/o Compromised Therapy	2
		Number of Advisories	None

Including Normal Battery Depletion



Year	1	2	3	at 41 months
Survival Probability	99.91%	99.15%	94.81%	89.61%
± 1 standard error	0.04%	0.04%	0.15%	0.58%
Sample Size	4800	3100	1400	200

Excluding Normal Battery Depletion

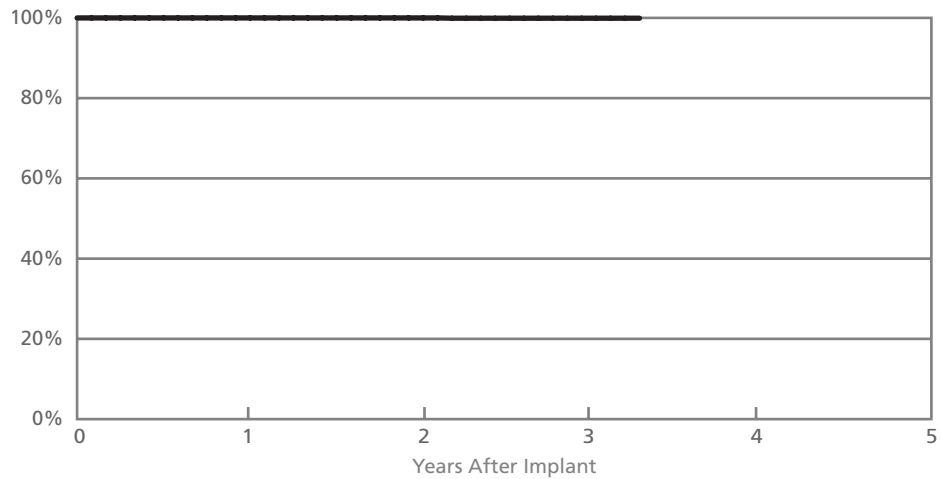


Year	1	2	3	at 41 months
Survival Probability	99.94%	99.94%	99.85%	99.47%
± 1 standard error	0.04%	0.04%	0.10%	0.39%

Integrity® ADx XL DR (Model 5366)

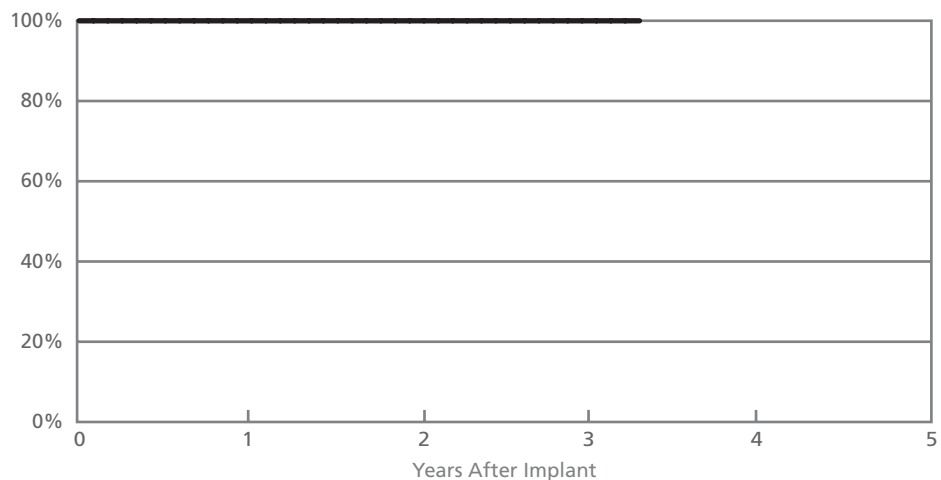
US Market Release	May 2003	Normal Battery Depletion	1
Registered US Implants	6,745	Malfunctions	1
Estimated Active US Implants	5,899	Malfunctions w/ Compromised Therapy	0
Estimated Longevity	6.9 Years	Malfunctions w/o Compromised Therapy	1
		Number of Advisories	None

Including Normal Battery Depletion



Year	1	2	3	at 40 months
Survival Probability	99.99%	99.99%	99.92%	99.92%
± 1 standard error	0.02%	0.02%	0.06%	0.06%
Sample Size	5700	3200	1300	100

Excluding Normal Battery Depletion



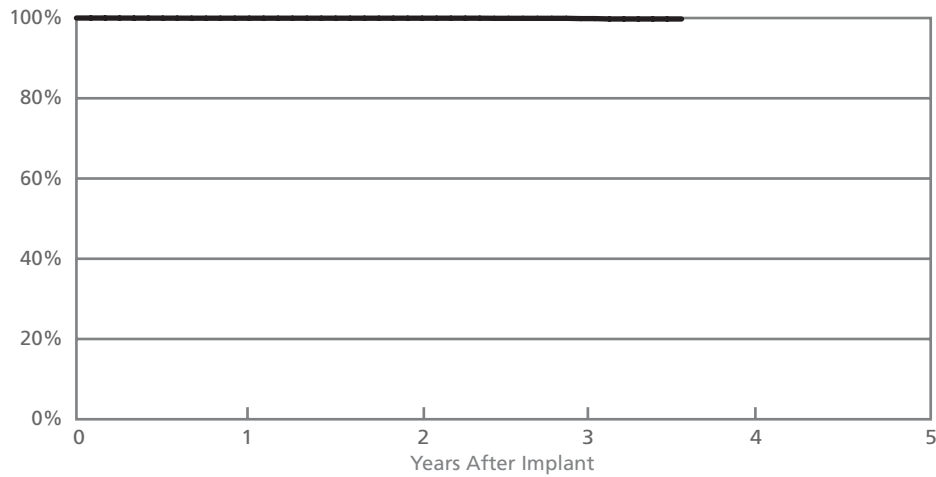
Year	1	2	3	at 40 months
Survival Probability	99.99%	99.99%	99.99%	99.99%
± 1 standard error	0.02%	0.02%	0.02%	0.02%

Pulse Generators

Verity® ADx XL DR (Model 5356)
Verity® ADx XL DR M/S (Model 5357M/S)
Verity® ADx XL DC (Model 5256)

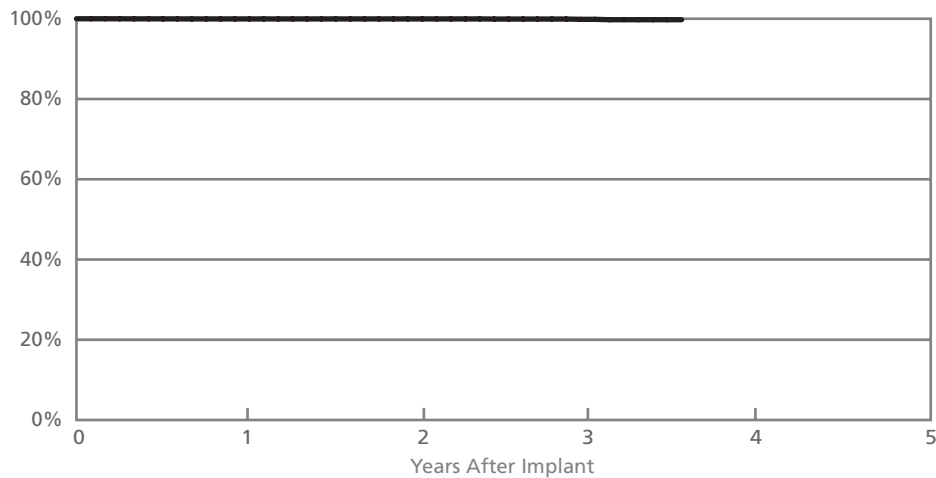
US Market Release	May 2003	Normal Battery Depletion	0
Registered US Implants	13,497	Malfunctions	6
Estimated Active US Implants	11,192	Malfunctions w/ Compromised Therapy	0
Estimated Longevity	6.9 Years	Malfunctions w/o Compromised Therapy	6
		Number of Advisories	None

Including Normal Battery Depletion



Year	1	2	3	at 43 months	
Survival Probability	99.96%	99.96%	99.86%	99.76%	
± 1 standard error	0.02%	0.02%	0.04%	0.12%	
Sample Size	12100	7400	3400	100	

Excluding Normal Battery Depletion

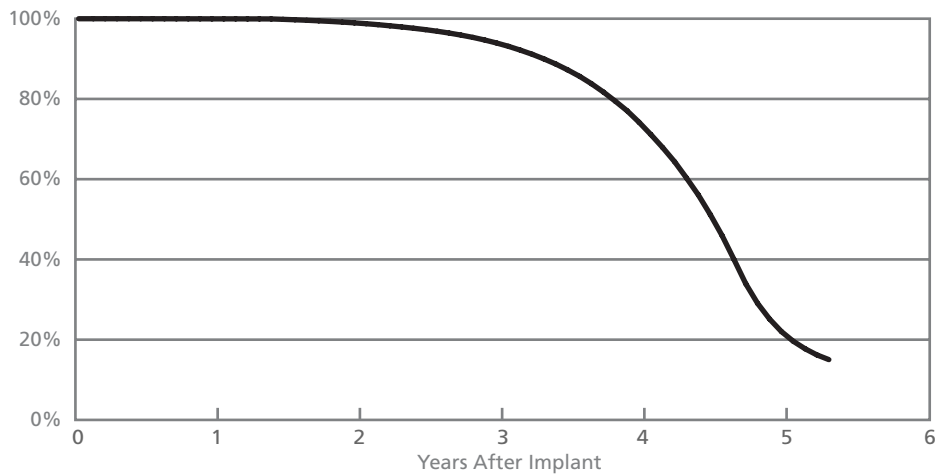


Year	1	2	3	at 43 months	
Survival Probability	99.96%	99.96%	99.86%	99.76%	
± 1 standard error	0.02%	0.02%	0.04%	0.12%	

Identity® (Model 5370)

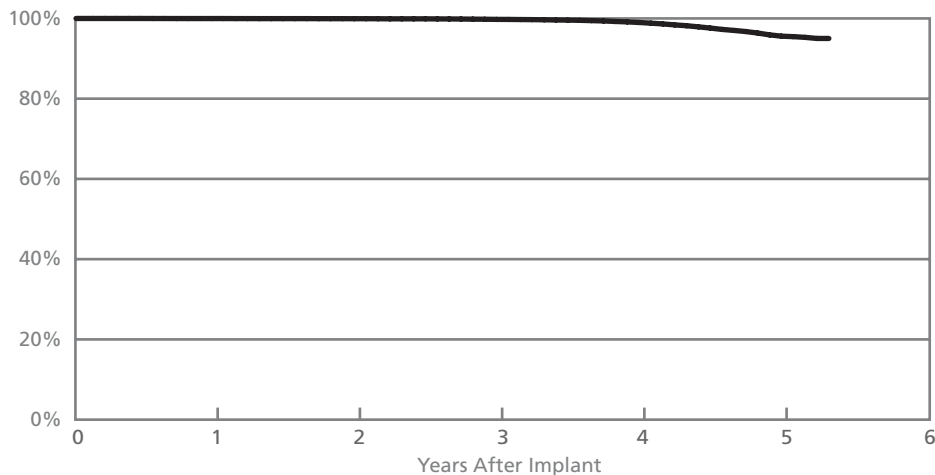
US Market Release	November 2001	Normal Battery Depletion	14,328
Registered US Implants	57,605	Malfunctions	156
Estimated Active US Implants	32,656	Malfunctions w/ Compromised Therapy (0 related to Advisory)	5
Estimated Longevity	3.8 Years	Malfunctions w/o Compromised Therapy (16 related to Advisory)	151
		Number of Advisories (see pages 134-139)	One

Including Normal Battery Depletion



Year	1	2	3	4	5	at 64 months
Survival Probability	99.96%	98.96%	93.94%	74.20%	22.03%	15.03%
± 1 standard error	0.01%	0.02%	0.04%	0.13%	0.37%	0.50%
Sample Size	56600	46400	36300	25600	14200	500

Excluding Normal Battery Depletion



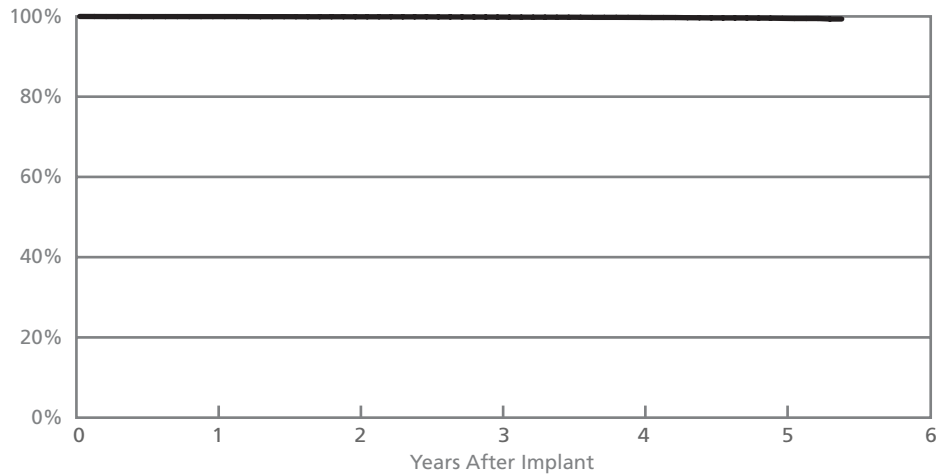
Year	1	2	3	4	5	at 64 months
Survival Probability	99.97%	99.93%	99.76%	98.99%	95.58%	95.01%
± 1 standard error	0.01%	0.01%	0.02%	0.06%	0.25%	0.37%

Pulse Generators

Identity® XL (Model 5376)

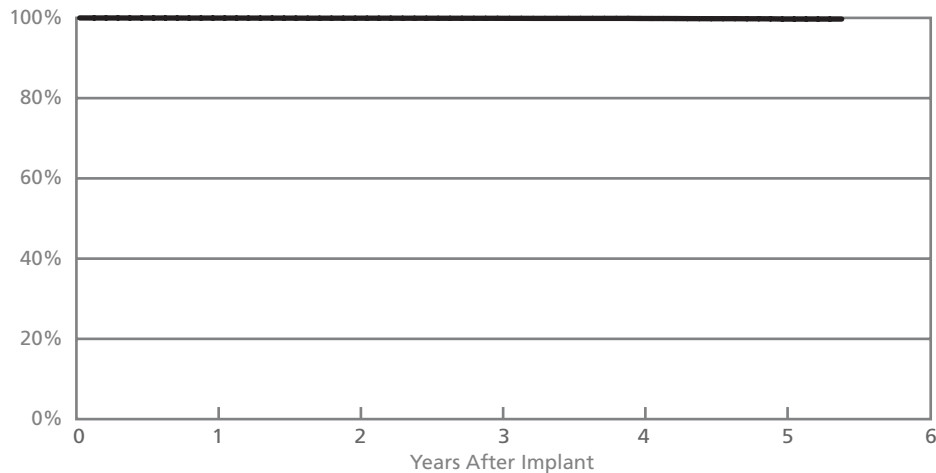
US Market Release	November 2001	Normal Battery Depletion	41
Registered US Implants	50,355	Malfunctions	48
Estimated Active US Implants	37,830	Malfunctions w/ Compromised Therapy (0 related to Advisory)	6
Estimated Longevity	6.9 Years	Malfunctions w/o Compromised Therapy (5 related to Advisory)	42
		Number of Advisories (see pages 134-139)	One

Including Normal Battery Depletion



Year	1	2	3	4	5	at 65 months
Survival Probability	99.96%	99.91%	99.84%	99.75%	99.52%	99.36%
± 1 standard error	0.01%	0.01%	0.01%	0.03%	0.05%	0.15%
Sample Size	49200	41300	32900	22500	10000	200

Excluding Normal Battery Depletion

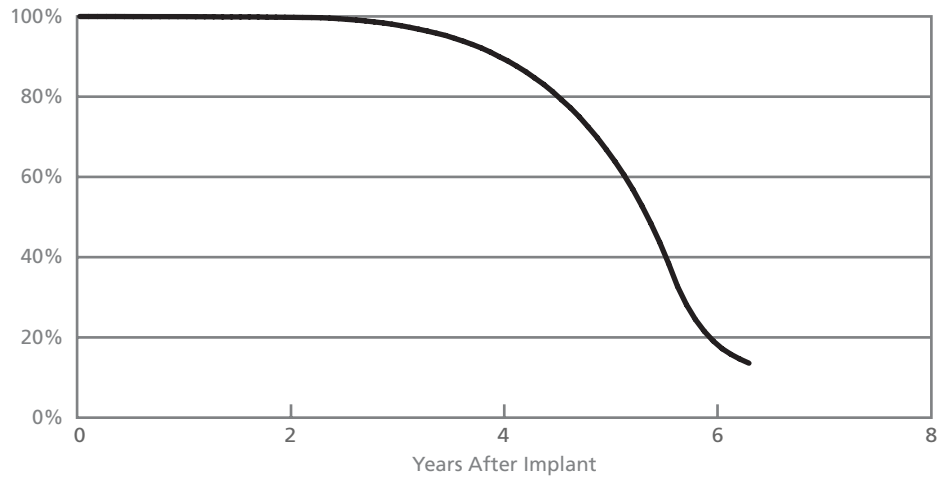


Year	1	2	3	4	5	at 65 months
Survival Probability	99.96%	99.93%	99.90%	99.86%	99.71%	99.71%
± 1 standard error	0.01%	0.01%	0.02%	0.02%	0.04%	0.05%

Integrity® μ DR (Model 5336)

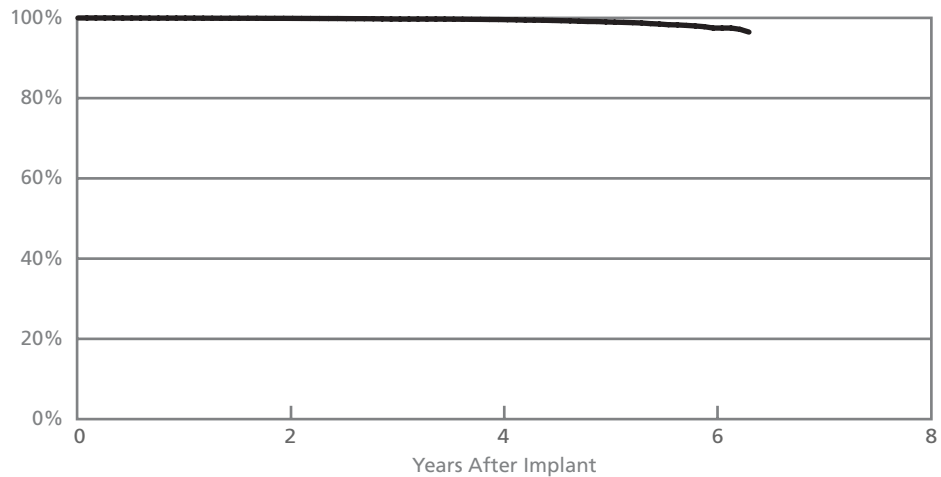
US Market Release	December 2000	Normal Battery Depletion	9,059
Registered US Implants	29,296	Malfunctions	67
Estimated Active US Implants	1,985	Malfunctions w/ Compromised Therapy	7
Estimated Longevity	4.0 Years	Malfunctions w/o Compromised Therapy	60
		Number of Advisories	None

Including Normal Battery Depletion



Year	2	4	6	at 76 months
Survival Probability	99.79%	89.98%	19.10%	13.58%
± 1 standard error	0.03%	0.14%	0.49%	0.68%
Sample Size	25100	18100	5500	200

Excluding Normal Battery Depletion



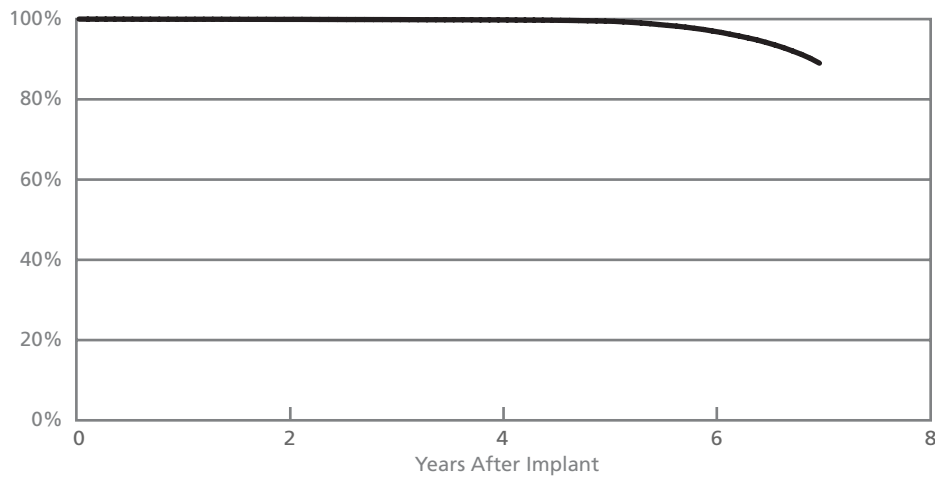
Year	2	4	6	at 76 months
Survival Probability	99.89%	99.59%	97.47%	96.47%
± 1 standard error	0.02%	0.05%	0.26%	0.46%

Pulse Generators

Integrity® AFx DR (Models 5342 & 5346)

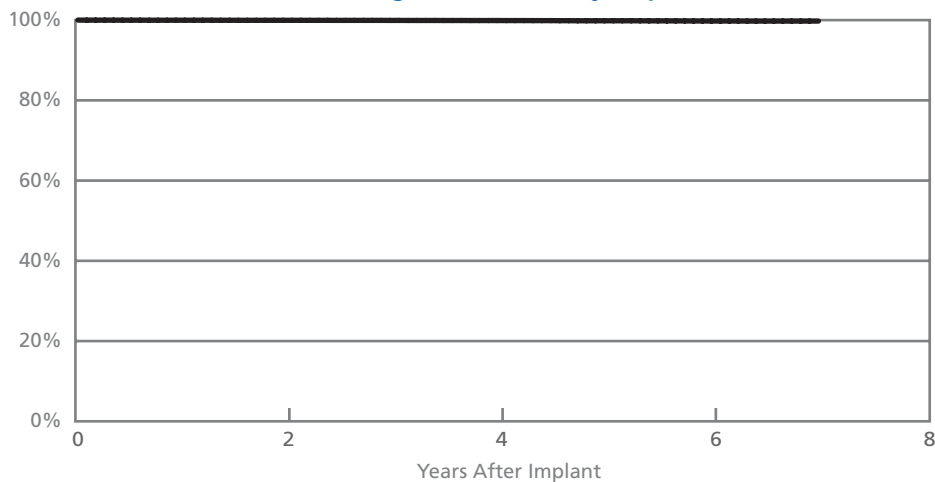
US Market Release	(5342) April 2000 (5346) July 2001	Normal Battery Depletion	4083
		Malfunctions	56
Registered US Implants	47,329	Malfunctions w/ Compromised Therapy	6
Estimated Active US Implants	26,959	Malfunctions w/o Compromised Therapy	50
Estimated Longevity	6.3 Years	Number of Advisories	None

Including Normal Battery Depletion



Year	2	4	6	at 84 months
Survival Probability	99.93%	99.80%	97.03%	89.02%
± 1 standard error	0.01%	0.02%	0.07%	0.15%
Sample Size	42100	33500	17400	500

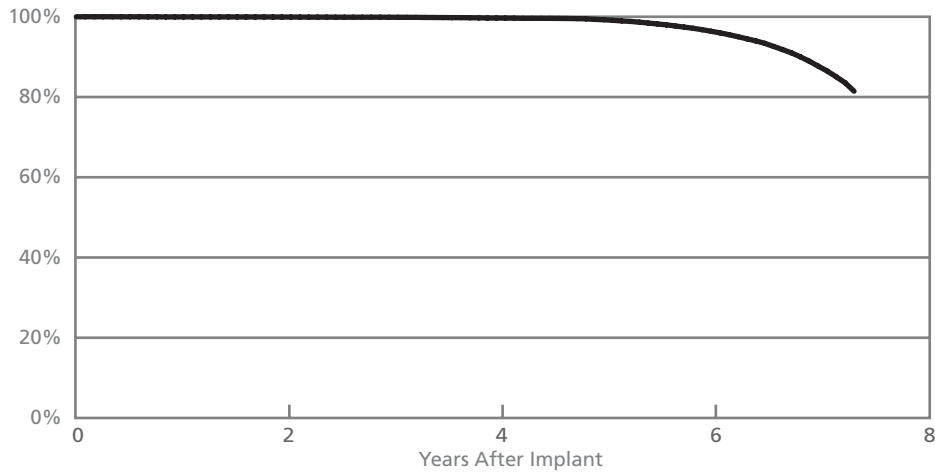
Excluding Normal Battery Depletion



Year	2	4	6	at 84 months
Survival Probability	99.95%	99.89%	99.77%	99.76%
± 1 standard error	0.01%	0.02%	0.03%	0.03%

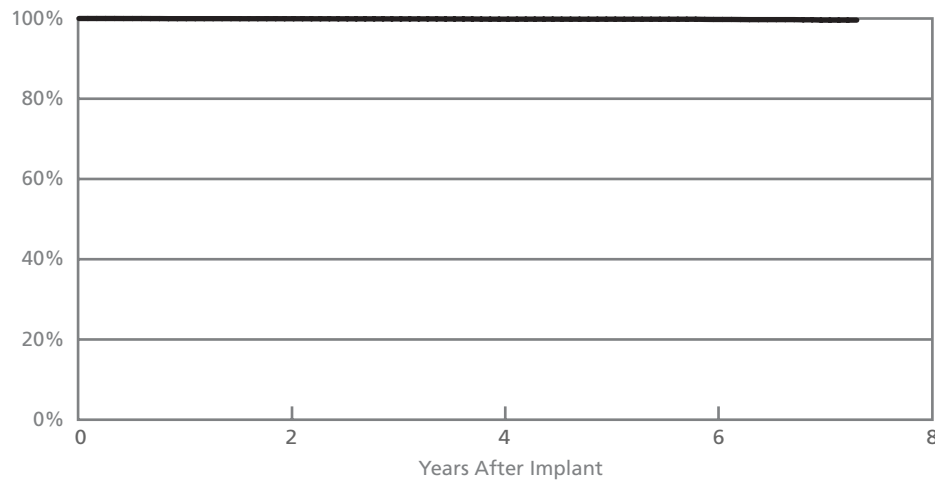
Entity® DR (Model 5326) Entity® DC (Model 5226)			
US Market Release	June 1999	Normal Battery Depletion	2,387
Registered US Implants	21,774	Malfunctions	25
Estimated Active US Implants	8,072	Malfunctions w/ Compromised Therapy	3
Estimated Longevity	6.3 Years	Malfunctions w/o Compromised Therapy	22
		Number of Advisories	None

Including Normal Battery Depletion



Year	2	4	6	at 88 months
Survival Probability	99.93%	99.68%	96.39%	81.45%
± 1 standard error	0.02%	0.05%	0.12%	0.23%
Sample Size	18900	14600	7800	200

Excluding Normal Battery Depletion

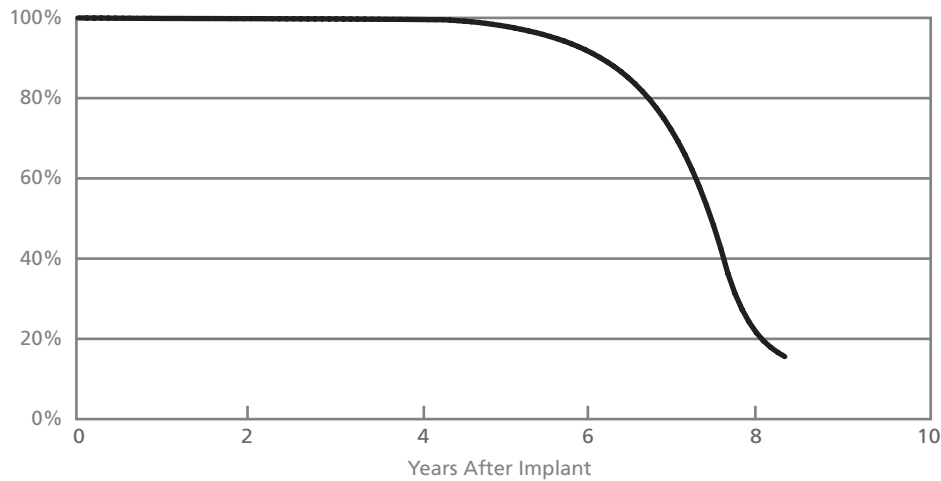


Year	2	4	6	at 88 months
Survival Probability	99.94%	99.84%	99.76%	99.60%
± 1 standard error	0.02%	0.03%	0.04%	0.10 %

Pulse Generators

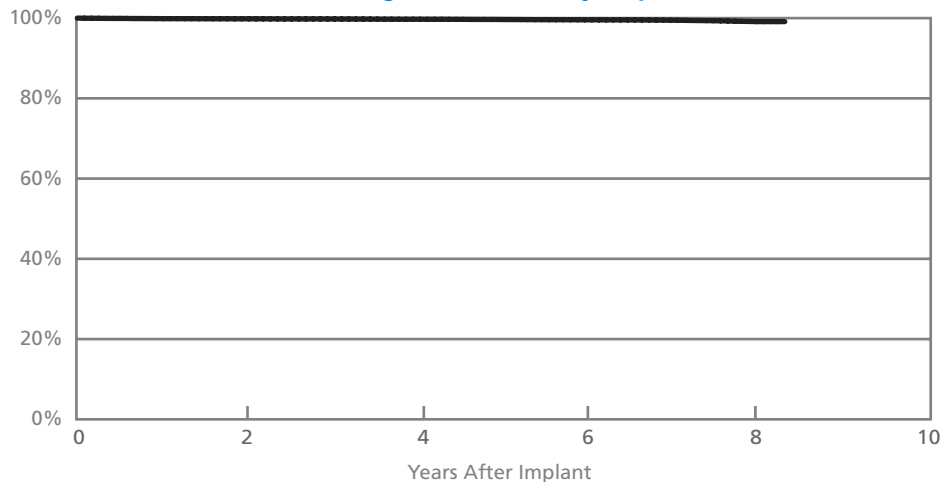
Affinity® DR (Models 5330 & 5331)		Affinity® DC (Model 5230)	
US Market Release	(5330) Jan. 1999 (5230 & 5331) June 1999	Normal Battery Depletion	18,160
Registered US Implants	65,474	Malfunctions	199
Estimated Active US Implants	10,333	Malfunctions w/ Compromised Therapy (0 related to Advisory)	15
Estimated Longevity	6.3 Years	Malfunctions w/o Compromised Therapy (64 related to Advisory)	184
		Number of Advisories (see pages 134-139)	One

Including Normal Battery Depletion



Year	2	4	6	8	at 100 months
Survival Probability	99.81%	99.60%	92.04%	21.57%	15.59%
± 1 standard error	0.02%	0.03%	0.07%	0.18%	0.22%
Sample Size	57900	46700	31500	144000	500

Excluding Normal Battery Depletion

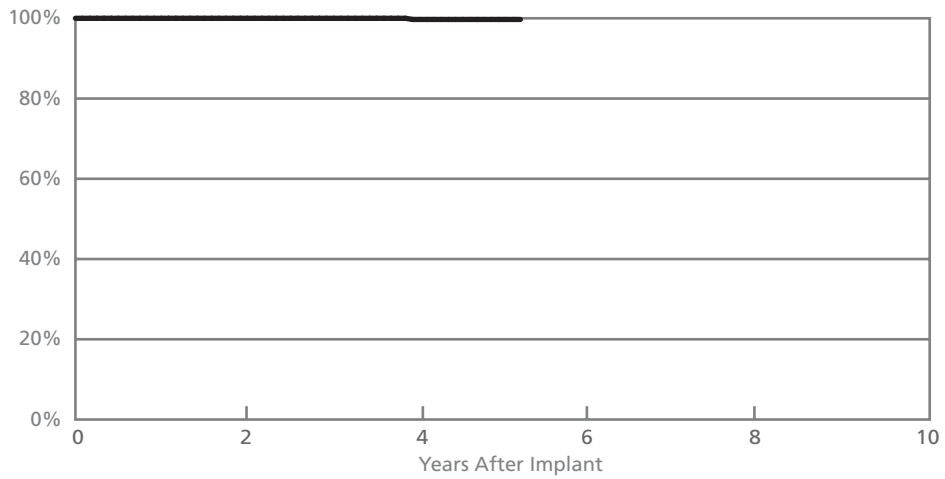


Year	2	4	6	8	at 100 months
Survival Probability	99.82%	99.72%	99.57%	99.13%	99.13%
± 1 standard error	0.02%	0.02%	0.03%	0.08%	0.09%

Affinity® VDR (Model 5430)

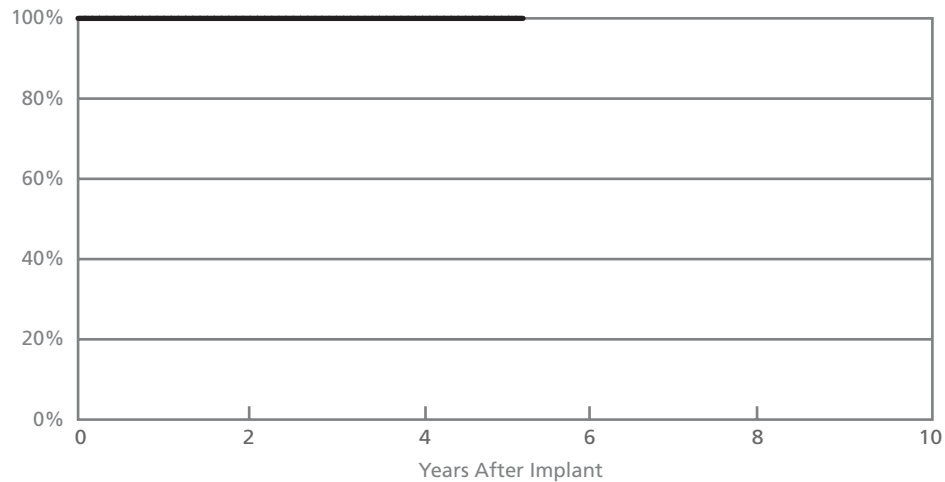
US Market Release	April 2000	Normal Battery Depletion	1
Registered US Implants	664	Malfunctions	0
Estimated Active US Implants	317	Malfunctions w/ Compromised Therapy	0
Estimated Longevity	8.6 Years	Malfunctions w/o Compromised Therapy	0
		Number of Advisories	None

Including Normal Battery Depletion



Year	2	4	at 63 months		
Survival Probability	100.00%	99.71%	99.71%		
± 1 standard error	0.00%	0.00%	0.29%		
Sample Size	600	400	200		

Excluding Normal Battery Depletion

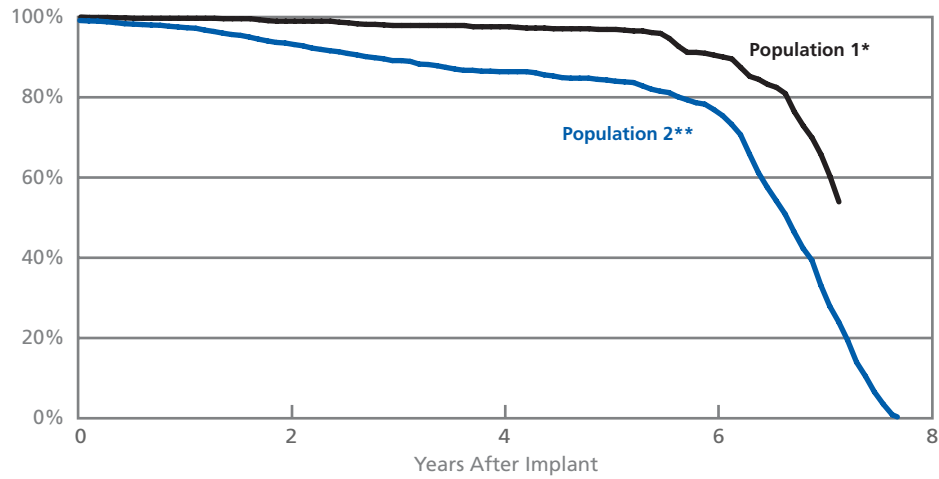


Year	2	4	at 63 months		
Survival Probability	100.00%	100.00%	100.00%		
± 1 standard error	0.00%	0.00%	0.00%		

Pulse Generators

Meta™ DDDR (Model 1256D) Tempo® D (Model 2902); Tempo® DR (Model 2102)

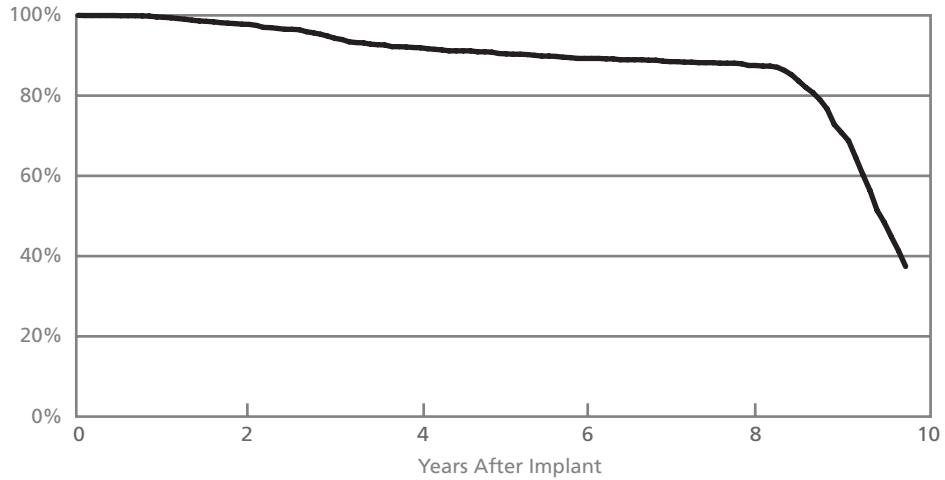
*Population 1		** Population 2	
*(These models are no longer being manufactured)		**(These models are no longer being manufactured)	
*US Market Release	(1256D) April 1997; (2902/2102) August 1997	**US Market Release	(1256D) April 1997; (2902/2102) August 1997
*Registered US Implants	1,036	**Registered US Implants	2,578
*Estimated Longevity	(1256D) 5.0 Years; (2902/2102) 5.5 Years	**Estimated Longevity	(1256D) 5.0 Years; (2902/2102) 5.5 Years
*Number of Advisories	None	**Number of Advisories (see pages 134-139)	(1256D/2102) Three; (2902) Two



Population 1*				
Year	2	4	6	at 86 months
Survival Probability	98.97%	97.58%	90.50%	53.94%
± 1 standard error	0.34%	0.55%	1.25%	2.48%
Sample Size	900	700	500	200

Population 2**				
Year	2	4	6	at 93 months
Survival Probability	93.52%	86.38%	76.95%	0.00%
± 1 standard error	0.26%	0.72%	1.03%	0.00%
Sample Size	2200	1400	800	100

Meta™ DDDR (Model 1256)	
US Market Release	April 1997
Registered US Implants	2,579
Estimated Longevity	6.6 Years
Number of Advisories (see pages 134-139)	One

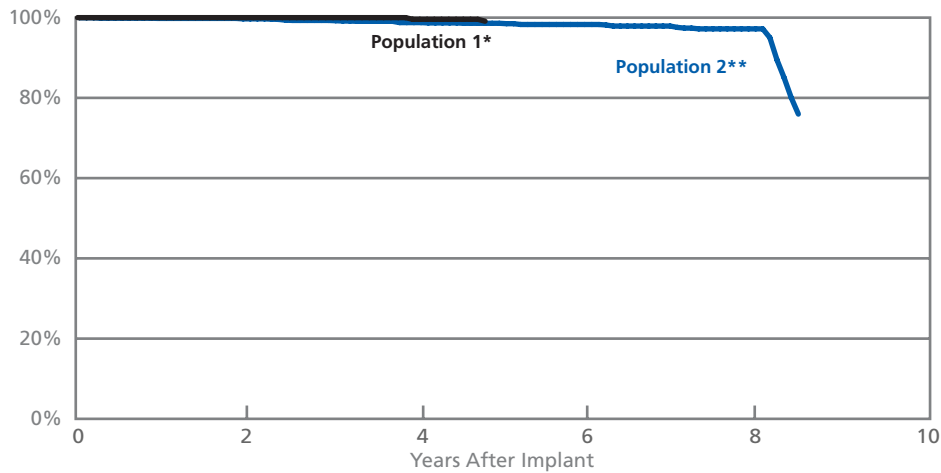


Year	2	4	6	8	at 117 months
Survival Probability	97.80%	91.99%	89.27%	87.51%	37.42%
± 1 standard error	0.30%	0.64%	0.79%	0.90%	2.03%
Sample Size	2200	1600	1000	700	200

Pulse Generators

Trilogy® DC+ (Model 2318)

*Population 1		** Population 2	
*(These models are no longer being manufactured)		**(These models are no longer being manufactured)	
*US Market Release	January 1997	**US Market Release	January 1997
*Registered US Implants	436	**Registered US Implants	2,291
*Estimated Longevity	5.0 Years	**Estimated Longevity	5.0 Years
*Number of Advisories	None	**Number of Advisories (see pages 134-139)	Two



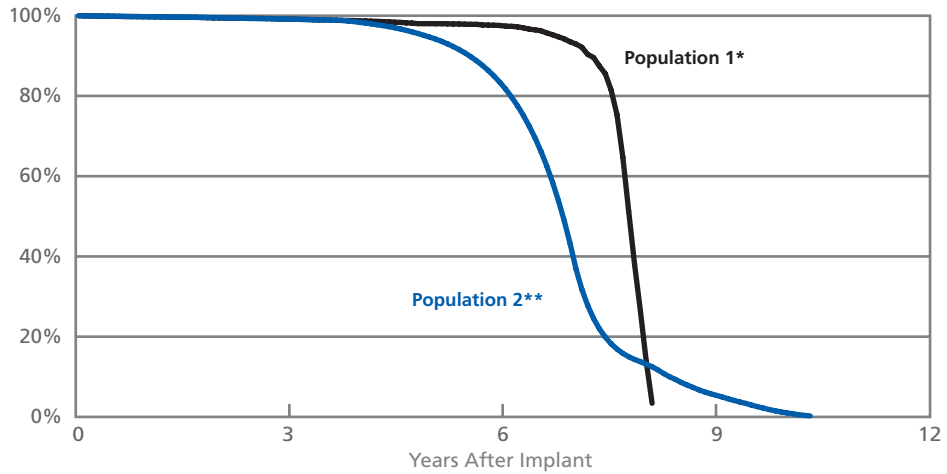
Population 1*

Year	2	4	at 58 months		
Survival Probability	100.00%	100.00%	99.11%		
± 1 standard error	0.00%	0.00%	0.41%		
Sample Size	400	300	200		

Population 2**

Year	2	4	6	8	at 102 months
Survival Probability	99.69%	98.76%	98.29%	97.20%	75.96%
± 1 standard error	0.10%	0.29%	0.36%	0.54%	2.23%
Sample Size	1900	1400	1000	400	200

Trilogy® DR+ (Model 2360 & 2364)			
*Population 1		** Population 2	
*(These models are no longer being manufactured)		**(These models are no longer being manufactured)	
*US Market Release	September 1996	**US Market Release	September 1996
*Registered US Implants	7,015	**Registered US Implants	58,715
*Estimated Longevity	5.0 Years	**Estimated Longevity	5.0 Years
*Number of Advisories	None	**Number of Advisories (see pages 134-139)	Two



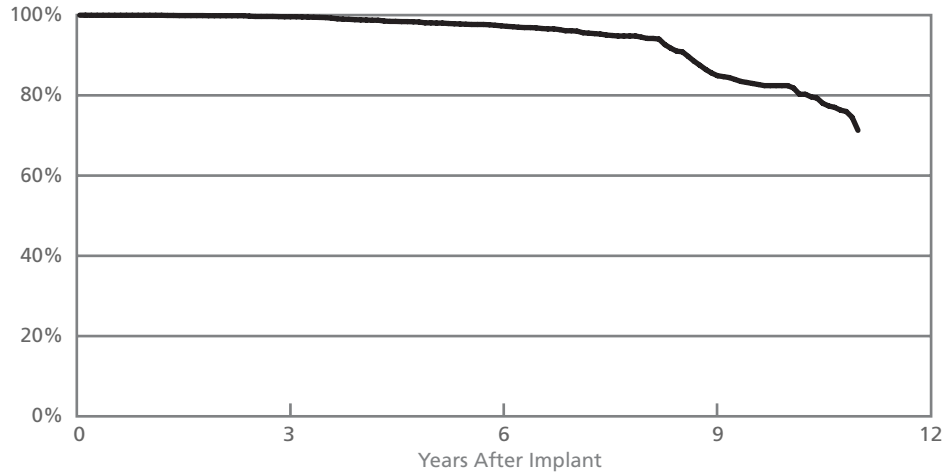
Population 1*				
Year	3	6	at 99 months	
Survival Probability	99.62%	98.48%	3.40%	
± 1 standard error	0.12%	0.23%	0.87%	
Sample Size	5500	3700	200	

Population 2**				
Year	3	6	9	at 126 months
Survival Probability	99.18%	84.93%	6.21%	0.26%
± 1 standard error	0.04%	0.08%	0.50%	0.14%
Sample Size	47300	32100	6000	200

Pulse Generators

Paragon™ III (Models 2304, 2314, 2315)

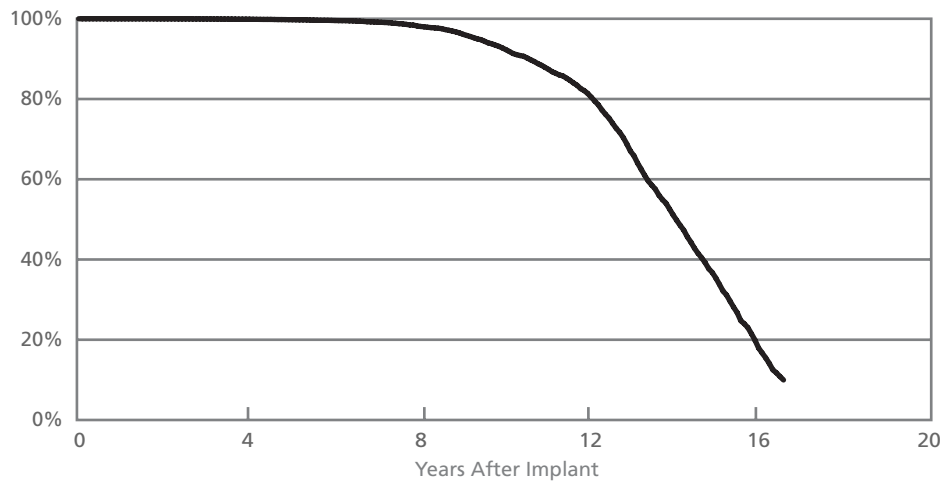
US Market Release	October 1994
Registered US Implants	3,829
Estimated Longevity	6.3 Years
Number of Advisories	None



Year	3	6	9	at 134 months
Survival Probability	99.59%	97.46%	86.43%	71.28%
± 1 standard error	0.11%	0.35%	1.25%	2.10%
Sample Size	2900	1800	600	200

Paragon™ II (Model 2016)

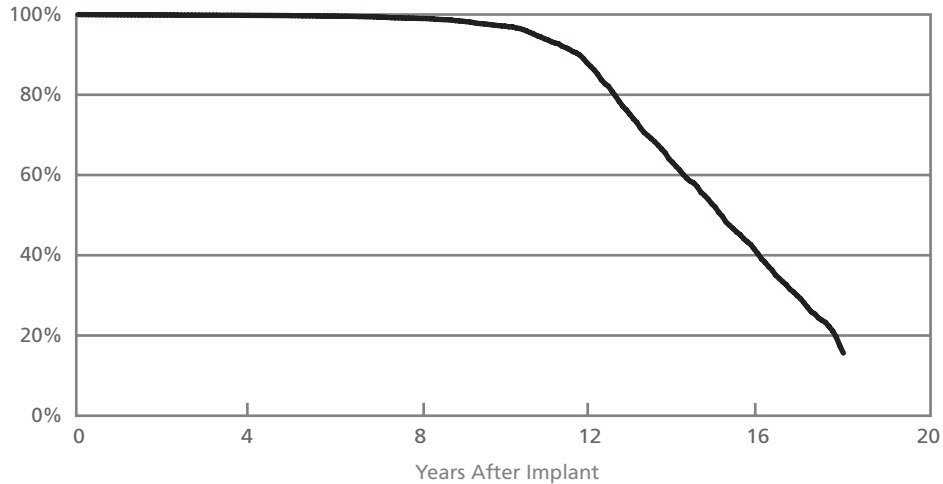
US Market Release	April 1989
Registered US Implants	29,064
Estimated Longevity	7.7 Years
Number of Advisories	None



Year	4	8	12	16	at 199 months
Survival Probability	99.90%	98.23%	81.38%	17.95%	9.98%
± 1 standard error	0.02%	0.12%	0.54%	0.85%	0.69%
Sample Size	20100	11300	3900	600	200

Paragon™ (Models 2010, 2011 & 2012)

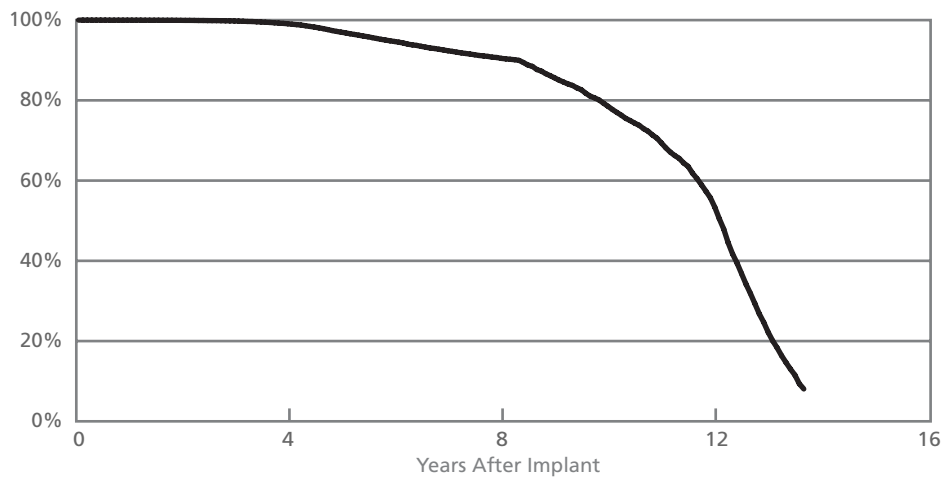
US Market Release	September 1988
Registered US Implants	16,671
Estimated Longevity	7.2 Years
Number of Advisories	None



Year	4	8	12	16	at 216 months
Survival Probability	99.79%	99.05%	87.93%	40.37%	15.63%
± 1 standard error	0.04%	0.11%	0.52%	1.12%	0.99%
Sample Size	11900	6900	3200	800	200

Synchrony® III (Models 2028 & 2029)

US Market Release	February 1993
Registered US Implants	43,414
Estimated Longevity	5.5 Years
Number of Advisories	None

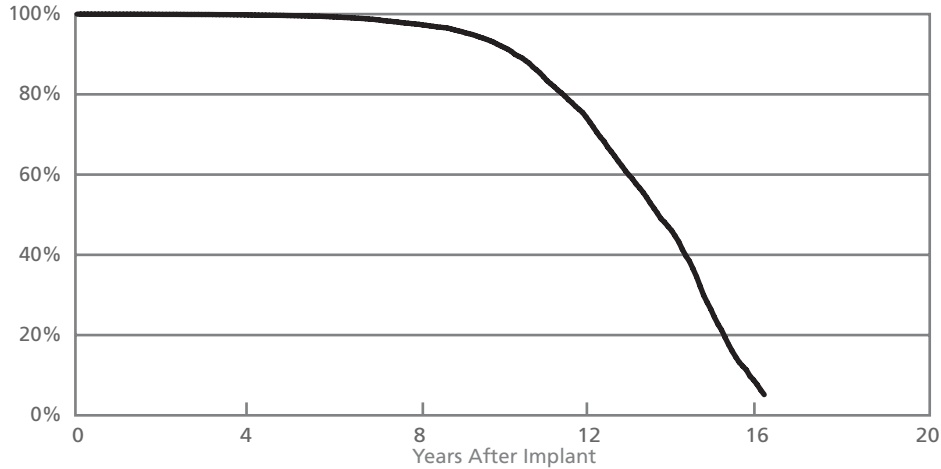


Year	4	8	12	at 164 months
Survival Probability	99.09%	90.46%	53.36%	8.07%
± 1 standard error	0.05%	0.23%	0.85%	0.59%
Sample Size	31700	10100	2000	200

Pulse Generators dual-chamber

Synchrony® II (Models 2022 & 2023)

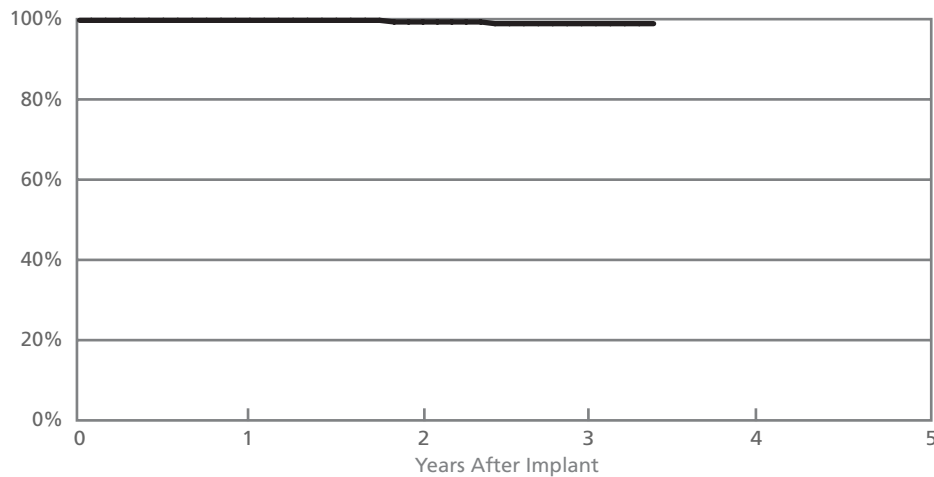
US Market Release	June 1990
Registered US Implants	47,250
Estimated Longevity	8.0 Years
Number of Advisories	None



Year	4	8	12	16	at 194 months
Survival Probability	99.81%	97.53%	74.31%	7.69%	5.16%
± 1 standard error	0.02%	0.10%	0.45%	0.47%	0.41%
Sample Size	36000	21800	7000	600	200

AddVent® (Model 2060)

US Market Release	May 1999
Registered US Implants	353
Estimated Longevity	9.3 Years
Number of Advisories	None



Year	1	2	3	at 41 months
Survival Probability	99.71%	99.31%	98.88%	98.88%
± 1 standard error	0.29%	0.49%	0.65%	0.65%
Sample Size	400	300	200	200

Summary Information

Pulse Generators Dual-Chamber

Pulse Generators

Including Normal Battery Depletion Summary Information*

Models	Family	US Market Release Date	Registered US Implants	Estimated Active US Implants	Malfunctions w/ Compromised Therapy	Malfunctions w/o Compromised Therapy	Malfunctions w/o Compromised Therapy (under advisory)	Malfunctions w/o Compromised Therapy (premature battery depletion)	Total Malfunctions	Total Normal Battery Depletion
5810	Victory DR	Dec-05	13326	12680	0	0	0	0	0	0
5816	Victory XL	Dec-05	27007	26191	0	0	0	0	0	0
5380	Identity ADx DR	Mar-03	48790	39503	1	24	0	7	32	907
5386/5286	Identity ADx XL DR/DC	Mar-03	53151	46524	1	16	0	0	17	2
5360	Integrity ADx DR	May-03	5307	4301	0	2	0	0	2	684
5366	Integrity ADx XL DR	May-03	6745	5899	0	1	0	0	1	1
5356/5357/5256	Verity ADX XL DR/DR(M/S)/DC	May-03	13497	11192	0	5	0	1	6	0
5370	Identity	Nov-01	57605	32656	5	126	16	9	156	14328
5376	Identity XL	Nov-01	50355	37830	6	36	5	1	48	41
5336	Integrity μ DR	Dec-00	29296	1985	7	60	0	0	67	9059
5342/5346	Integrity AFx DR	Apr-00/Jul-01	47329	26959	6	50	0	0	56	4083
5326/5226	Entity DR/DC	Jun-99	21774	8072	3	21	0	1	25	2387
5330/5331/5230	Affinity DR/DC	Jan-99/Jun-99	65474	10333	15	120	64	0	199	18160
5430	Affinity VDR	Apr-00	664	317	0	0	0	0	0	1

Excluding Normal Battery Depletion Summary Information*

Models	Family	US Market Release Date	Registered US Implants	Estimated Active US Implants	Malfunctions w/ Compromised Therapy	Malfunctions w/o Compromised Therapy	Malfunctions w/o Compromised Therapy (under advisory)	Malfunctions w/o Compromised Therapy (premature battery depletion)	Total Malfunctions
5810	Victory DR	Dec-05	13326	12680	0	0	0	0	0
5816	Victory XL	Dec-05	27007	26191	0	0	0	0	0
5380	Identity ADx DR	Mar-03	48790	39503	1	24	0	7	32
5386/5286	Identity ADx XL DR/DC	Mar-03	53151	46524	1	16	0	0	17
5360	Integrity ADx DR	May-03	5307	4301	0	2	0	0	2
5366	Integrity ADx XL DR	May-03	6745	5899	0	1	0	0	1
5356/5357/5256	Verity ADX XL DR/DR(M/S)/DC	May-03	13497	11192	0	5	0	1	6
5370	Identity	Nov-01	57605	32656	5	126	16	9	156
5376	Identity XL	Nov-01	50355	37830	6	36	5	1	48
5336	Integrity μ DR	Dec-00	29296	1985	7	60	0	0	67
5342/5346	Integrity AFx DR	Apr-00/Jul-01	47329	26959	6	50	0	0	56
5326/5226	Entity DR/DC	Jun-99	21774	8072	3	21	0	1	25
5330/5331/5230	Affinity DR/DC	Jan-99/Jun-99	65474	10333	15	120	64	0	199
5430	Affinity VDR	Apr-00	664	317	0	0	0	0	0

*Based on returned product analysis as of June 30, 2007.

**Including Normal Battery Depletion
Summary Information***

Models	Family	Survival Probability							
		1 year	2 year	3 year	4 year	5 year	6 year	7 year	8 year
5810	Victory DR	100.00%							
5816	Victory XL	100.00%							
5380	Identity ADx DR	99.98%	99.92%	98.55%	90.06%				
5386/5286	Identity ADx XL DR/DC	99.98%	99.96%	99.94%	99.87%				
5360	Integrity ADx DR	99.91%	99.15%	94.81%					
5366	Integrity ADx XL DR	99.99%	99.99%	99.92%					
5356/5357/5256	Verity ADx XL DR/ DR(M/S)/DC	99.96%	99.96%	99.86%					
5370	Identity	99.96%	98.96%	93.94%	74.20%	22.03%			
5376	Identity XL	99.96%	99.91%	99.84%	99.75%	99.52%			
5336	Integrity μ DR	99.95%	99.79%	98.06%	89.98%	66.86%	19.10%		
5342/5346	Integrity AFx DR	99.96%	99.93%	99.87%	99.80%	99.50%	97.03%	89.02%	
5326/5226	Entity DR/DC	99.96%	99.93%	99.88%	99.68%	99.26%	96.39%	87.68%	
5330/5331/5230	Affinity DR/DC	99.87%	99.81%	99.74%	99.60%	98.12%	92.04%	72.25%	21.57%
5430	Affinity VDR	100.00%	100.00%	100.00%	99.71%	99.71%			

**Excluding Normal Battery Depletion
Summary Information***

Models	Family	Survival Probability							
		1 year	2 year	3 year	4 year	5 year	6 year	7 year	8 year
5810	Victory DR	100.00%							
5816	Victory XL	100.00%							
5380	Identity ADx DR	99.98%	99.96%	99.73%	97.19%				
5386/5286	Identity ADx XL DR/DC	99.98%	99.96%	99.95%	99.90%				
5360	Integrity ADx DR	99.94%	99.94%	99.85%					
5366	Integrity ADx XL DR	99.99%	99.99%	99.99%					
5356/5357/5256	Verity ADx XL DR/ DR(M/S)/DC	99.96%	99.96%	99.86%					
5370	Identity	99.97%	99.93%	99.76%	98.99%	95.58%			
5376	Identity XL	99.96%	99.93%	99.90%	99.86%	99.71%			
5336	Integrity μ DR	99.95%	99.89%	99.72%	99.59%	99.00%	97.47%		
5342/5346	Integrity AFx DR	99.97%	99.95%	99.92%	99.89%	99.83%	99.77%	99.76%	
5326/5226	Entity DR/DC	99.96%	99.94%	99.90%	99.84%	99.83%	99.76%	99.60%	
5330/5331/5230	Affinity DR/DC	99.87%	99.82%	99.78%	99.72%	99.66%	99.57%	99.48%	99.13%
5430	Affinity VDR	100.00%	100.00%	100.00%	100.00%	100.00%			

*Based on returned product analysis as of June 30, 2007.

Pulse Generators

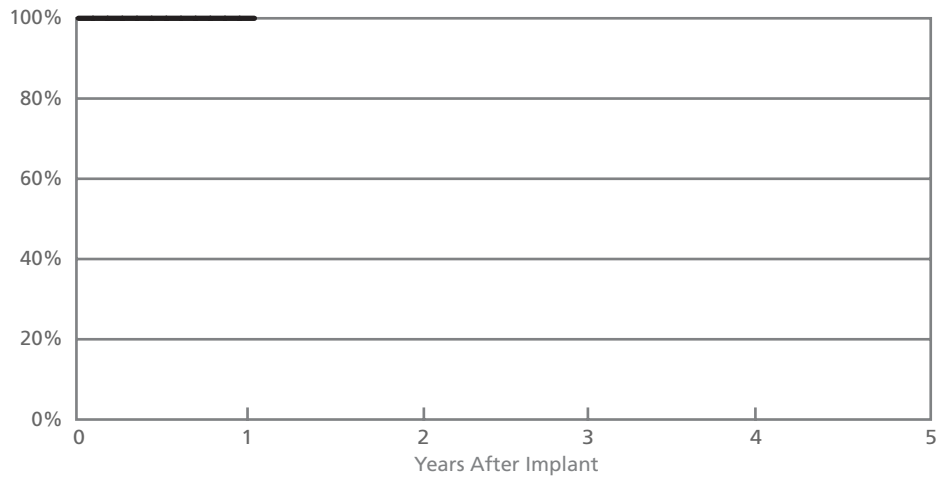
Single-Chamber

Pulse Generators

Victory® SR (Model 5610)

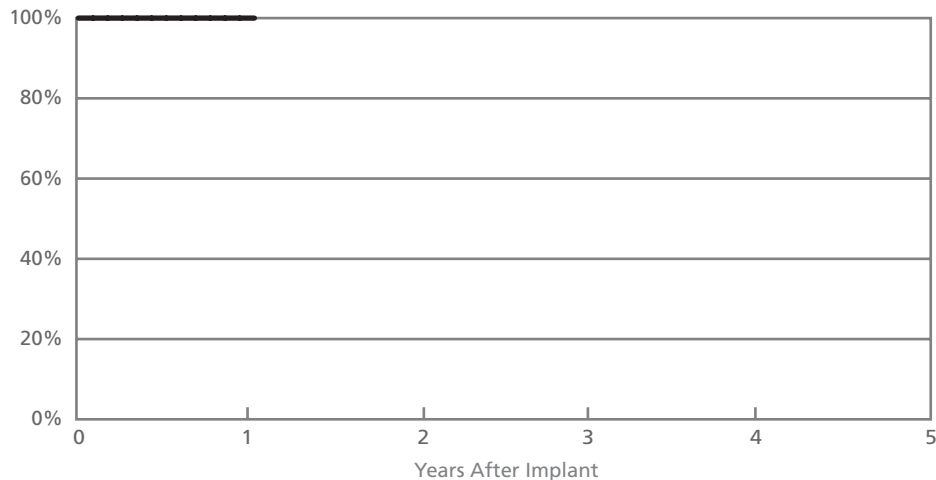
US Market Release	December 2005	Normal Battery Depletion	0
Registered US Implants	6,177	Malfunctions	0
Estimated Active US Implants	5,803	Malfunctions w/ Compromised Therapy	0
Estimated Longevity	6.2 Years	Malfunctions w/o Compromised Therapy	0
		Number of Advisories	None

Including Normal Battery Depletion



Year	1	at 14 months			
Survival Probability	100.00%	100.00%			
± 1 standard error	0.00%	0.00%			
Sample Size	3600	200			

Excluding Normal Battery Depletion

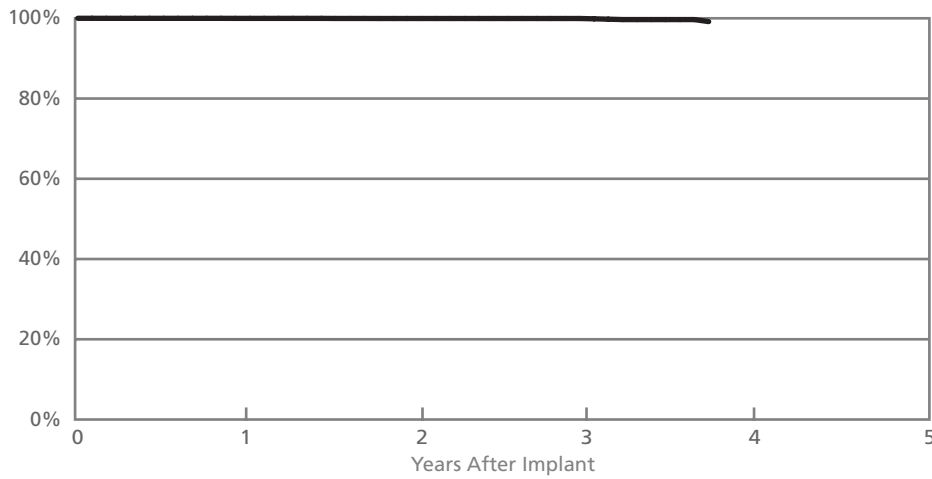


Year	1	at 14 months			
Survival Probability	100.00%	100.00%			
± 1 standard error	0.00%	0.00%			

Identity® ADx SR (Model 5180)

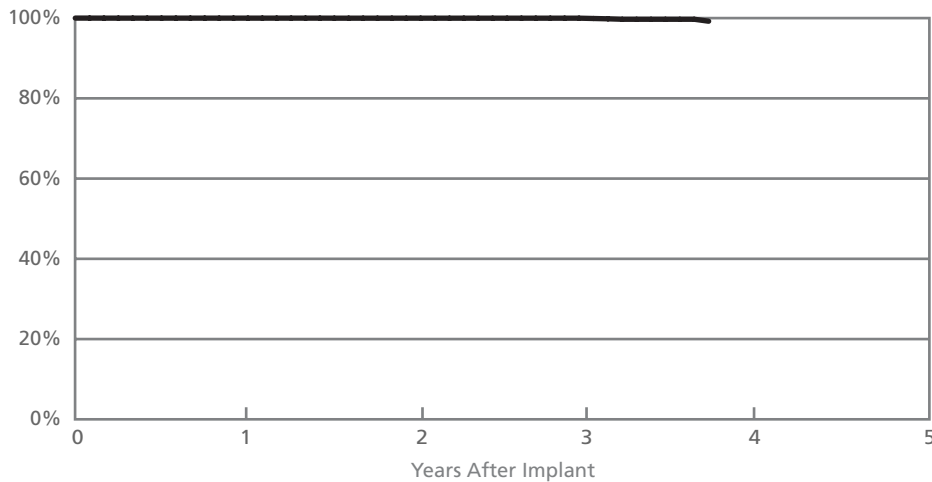
US Market Release	May 2003	Normal Battery Depletion	3
Registered US Implants	16,463	Malfunctions	4
Estimated Active US Implants	12,448	Malfunctions w/ Compromised Therapy	0
Estimated Longevity	5.7 Years	Malfunctions w/o Compromised Therapy	4
		Number of Advisories	None

Including Normal Battery Depletion



Year	1	2	3	at 45 months	
Survival Probability	99.98%	99.95%	99.95%	99.18%	
± 1 standard error	0.01%	0.03%	0.03%	0.16%	
Sample Size	14700	8000	3200	100	

Excluding Normal Battery Depletion

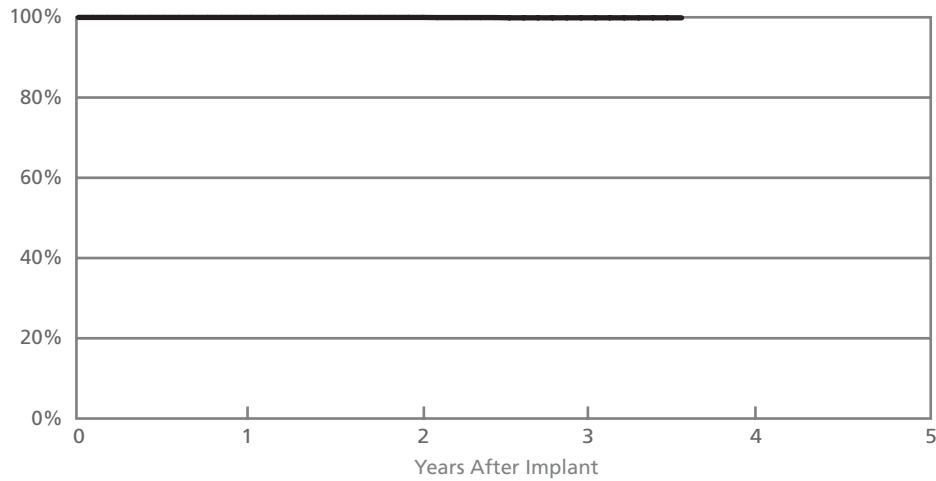


Year	1	2	3	at 45 months	
Survival Probability	99.99%	99.98%	99.98%	99.22%	
± 1 standard error	0.01%	0.02%	0.02%	0.16%	

**Verity® ADx XL SR (Model 5156);
Verity® ADx XL SR M/S (Model 5157M/S); Verity® ADx XL SC (Model 5056)**

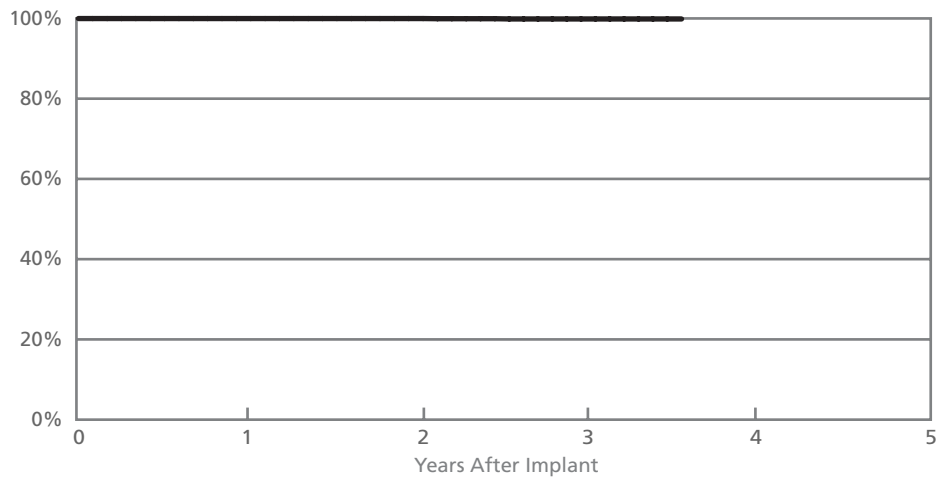
US Market Release	May 2003	Normal Battery Depletion	0
Registered US Implants	9,908	Malfunctions	4
Estimated Active US Implants	7,846	Malfunctions w/ Compromised Therapy	1
Estimated Longevity	10.2 Years	Malfunctions w/o Compromised Therapy	3
		Number of Advisories	None

Including Normal Battery Depletion



Year	1	2	3	at 43 months	
Survival Probability	99.97%	99.97%	99.87%	99.87%	
± 1 standard error	0.02%	0.02%	0.08%	0.08%	
Sample Size	8500	4500	1900	100	

Excluding Normal Battery Depletion

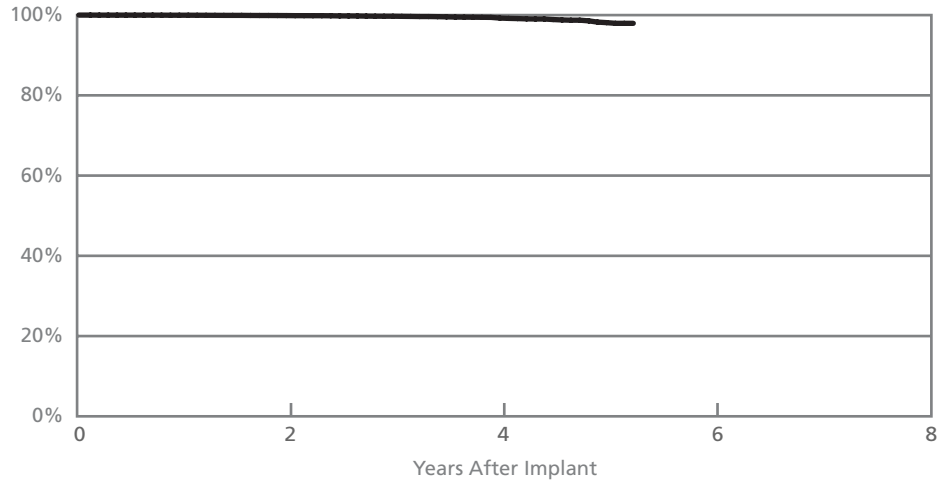


Year	1	2	3	at 43 months	
Survival Probability	99.97%	99.97%	99.87%	99.87%	
± 1 standard error	0.02%	0.02%	0.08%	0.08%	

Identity® SR (Model 5172)

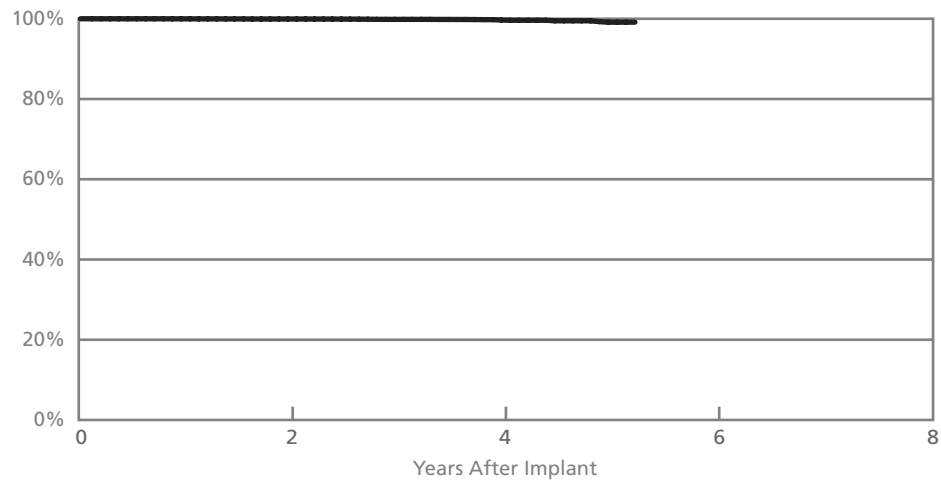
US Market Release	November 2001	Normal Battery Depletion	46
Registered US Implants	21,256	Malfunctions	17
Estimated Active US Implants	12,629	Malfunctions w/ Compromised Therapy (0 related to Advisory)	1
Estimated Longevity	7.8 Years	Malfunctions w/o Compromised Therapy (0 related to Advisory)	16
		Number of Advisories (see pages 134-139)	One

Including Normal Battery Depletion



Year	2	4	at 63 months
Survival Probability	99.88%	99.26%	97.95%
± 1 standard error	0.03%	0.09%	0.36%
Sample Size	15200	6400	100

Excluding Normal Battery Depletion



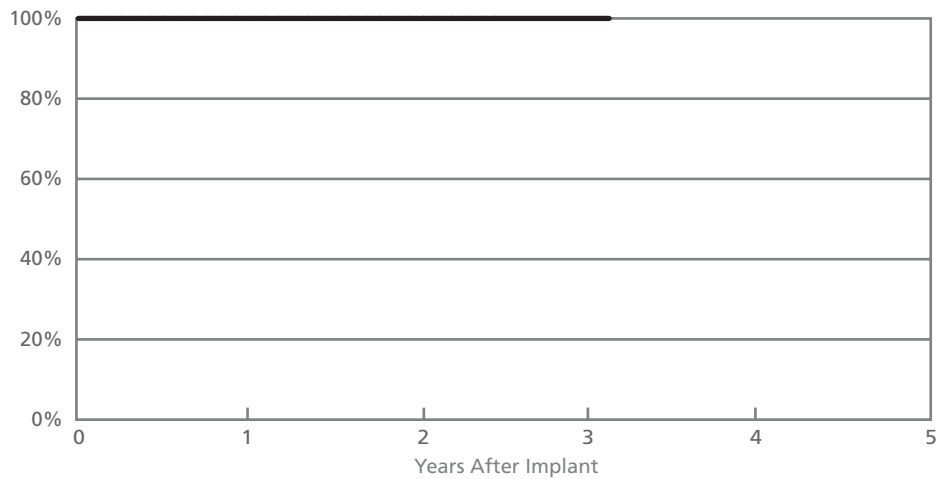
Year	2	4	at 63 months
Survival Probability	99.94%	99.68%	99.15%
± 1 standard error	0.02%	0.05%	0.23%

Pulse Generators

Integrity® ADx SR (Model 5160)

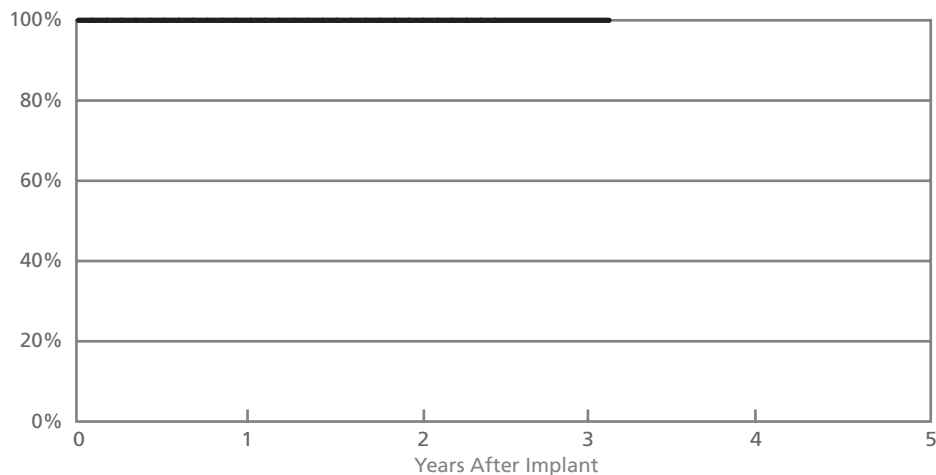
US Market Release	May 2003	Normal Battery Depletion	0
Registered US Implants	3,009	Malfunctions	0
Estimated Active US Implants	2,224	Malfunctions w/ Compromised Therapy	0
Estimated Longevity	5.7 Years	Malfunctions w/o Compromised Therapy	0
		Number of Advisories	None

Including Normal Battery Depletion



Year	1	2	3	at 38 months	
Survival Probability	100.00%	100.00%	100.00%	100%	
± 1 standard error	0.00%	0.00%	0.00%	0.00%	
Sample Size	2700	1600	700	100	

Excluding Normal Battery Depletion

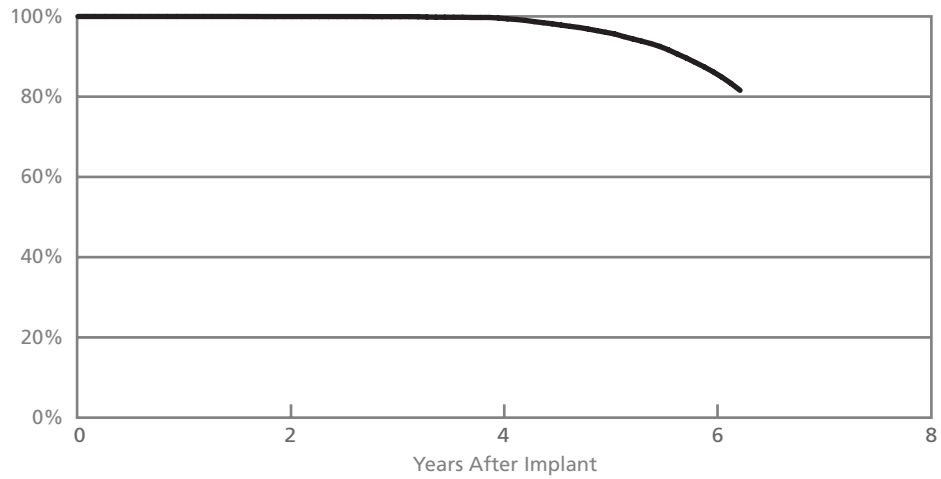


Year	1	2	3	at 38 months	
Survival Probability	100.00%	100.00%	100.00%	100.00%	
± 1 standard error	0.00%	0.00%	0.00%	0.00%	

Integrity® μ SR (Model 5136)

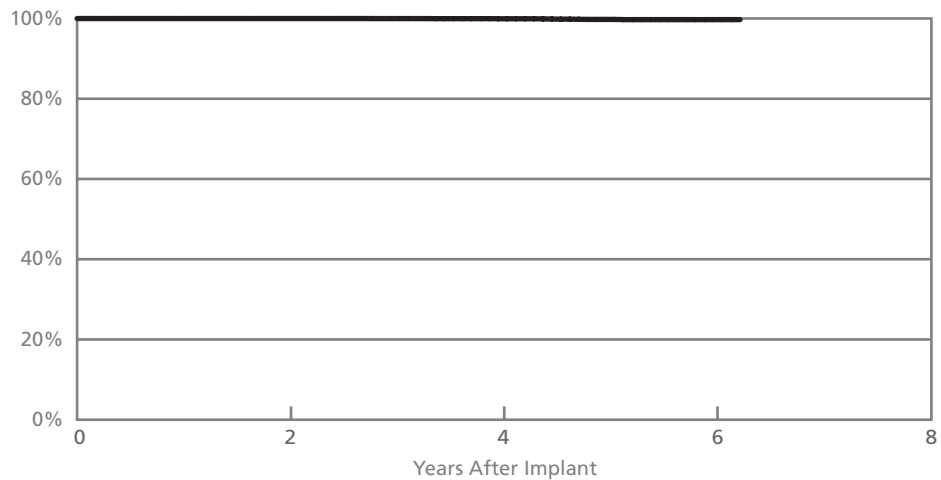
US Market Release	December 2000	Normal Battery Depletion	1,049
Registered US Implants	11,932	Malfunctions	4
Estimated Active US Implants	5,081	Malfunctions w/ Compromised Therapy	0
Estimated Longevity	5.3 Years	Malfunctions w/o Compromised Therapy	4
		Number of Advisories	None

Including Normal Battery Depletion



Year	2	4	6	at 75 months
Survival Probability	99.97%	99.60%	86.19%	81.58%
± 1 standard error	0.02%	0.07%	0.36%	0.36%
Sample Size	9300	5600	1300	200

Excluding Normal Battery Depletion



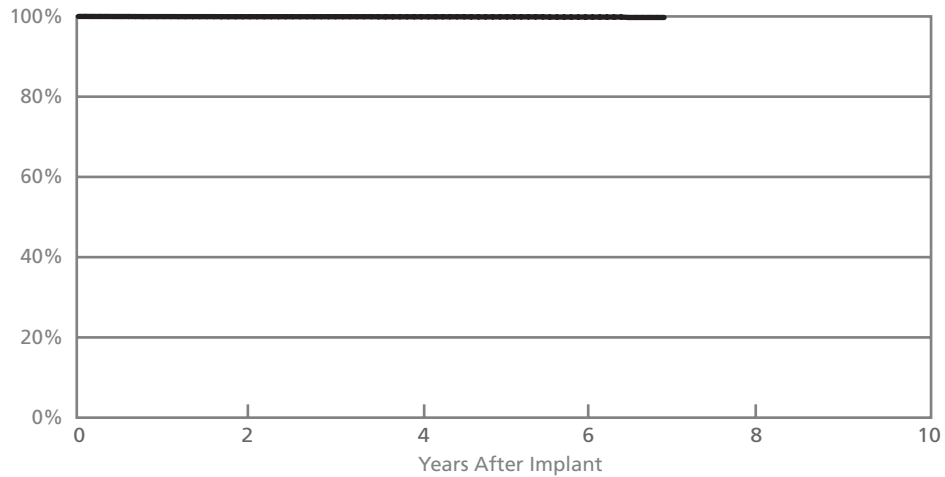
Year	2	4	6	at 75 months
Survival Probability	99.99%	99.93%	99.72%	99.72%
± 1 standard error	0.01%	0.03%	0.09%	0.09%

Pulse Generators

Integrity® SR (Model 5142)

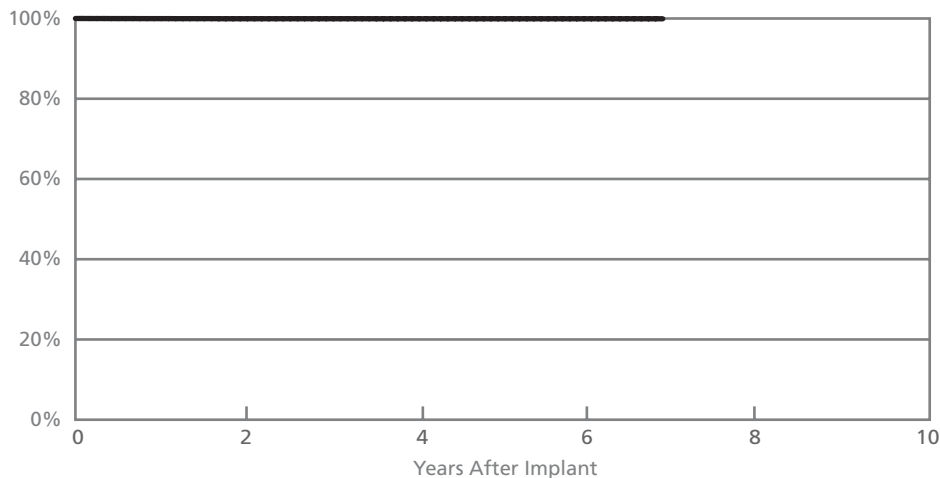
US Market Release	April 2000	Normal Battery Depletion	4
Registered US Implants	10,468	Malfunctions	4
Estimated Active US Implants	4,672	Malfunctions w/ Compromised Therapy	1
Estimated Longevity	8.6 Years	Malfunctions w/o Compromised Therapy	3
		Number of Advisories	None

Including Normal Battery Depletion



Year	2	4	6	at 83 months
Survival Probability	99.93%	99.91%	99.85%	99.74%
± 1 standard error	0.03%	0.03%	0.06%	0.12%
Sample Size	8600	5800	2700	200

Excluding Normal Battery Depletion

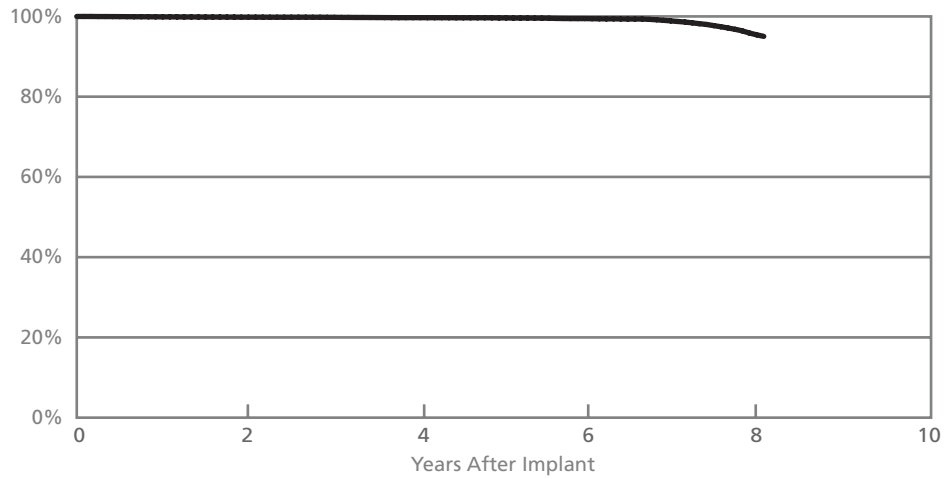


Year	2	4	6	at 83 months
Survival Probability	99.94%	99.93%	99.93%	99.93%
± 1 standard error	0.03%	0.03%	0.03%	0.03%

Affinity® SR (Models 5130 & 5131)

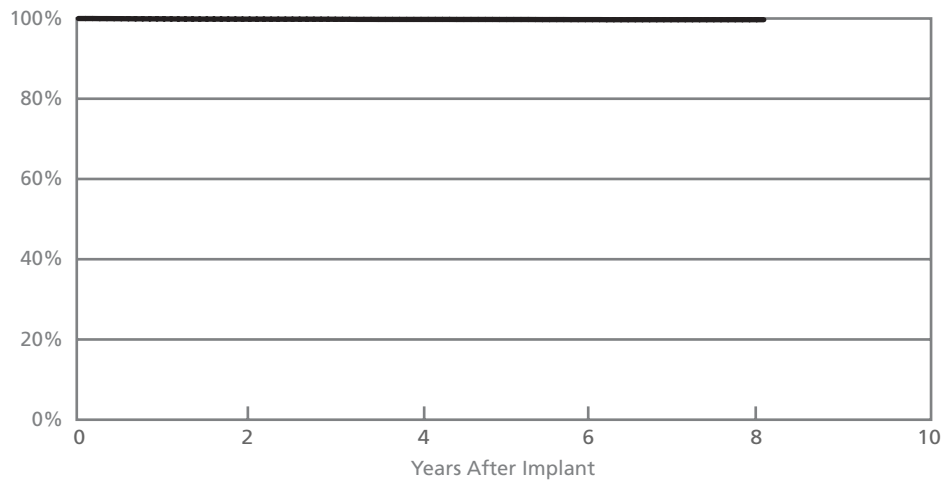
US Market Release	(5130) January 99 (5131) June 99	Normal Battery Depletion	429
		Malfunctions	55
Registered US Implants	28,642	Malfunctions w/ Compromised Therapy (0 related to Advisory)	4
Estimated Active US Implants	8,899	Malfunctions w/o Compromised Therapy (17 related to Advisory)	51
Estimated Longevity	8.6 Years	Number of Advisories (see pages 134-139)	One

Including Normal Battery Depletion



Year	2	4	6	8	at 98 months
Survival Probability	99.82%	99.69%	99.46%	95.42%	94.34%
± 1 standard error	0.03%	0.04%	0.06%	0.08%	0.08%
Sample Size	23200	16500	9500	1700	300

Excluding Normal Battery Depletion

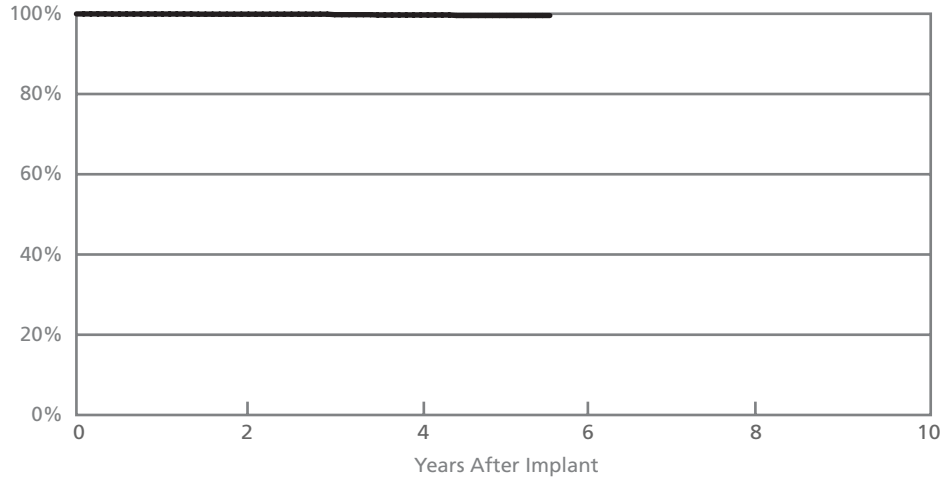


Year	2	4	6	8	at 98 months
Survival Probability	99.84%	99.77%	99.72%	99.70%	99.70%
± 1 standard error	0.03%	0.03%	0.04%	0.04%	0.04%

Pulse Generators

Microny® (Models 2425T, 2525T & 2535K)

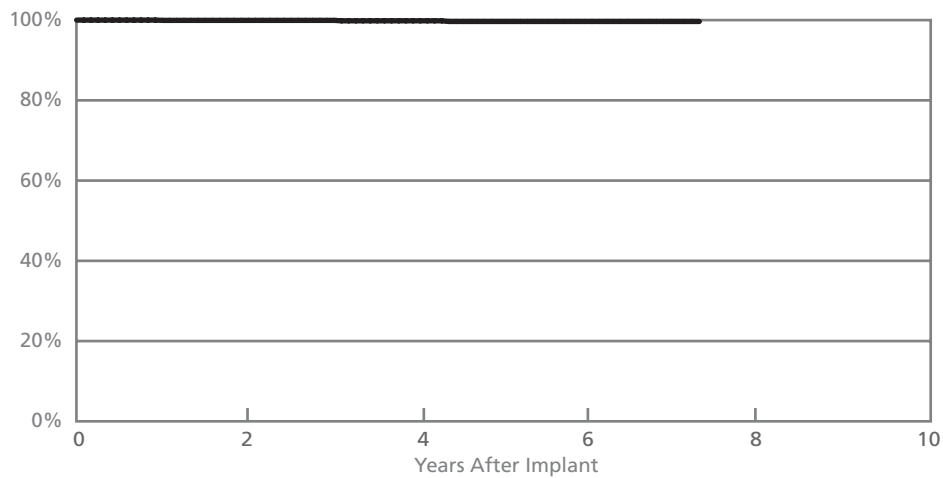
US Market Release	April 2001
Registered US Implants	5,090
Estimated Longevity	7.5 Years
Number of Advisories	None



Year	2	4	at 67 months		
Survival Probability	99.90%	99.69%	99.56%		
± 1 standard error	0.05%	0.13%	0.19%		
Sample Size	3300	1600	200		

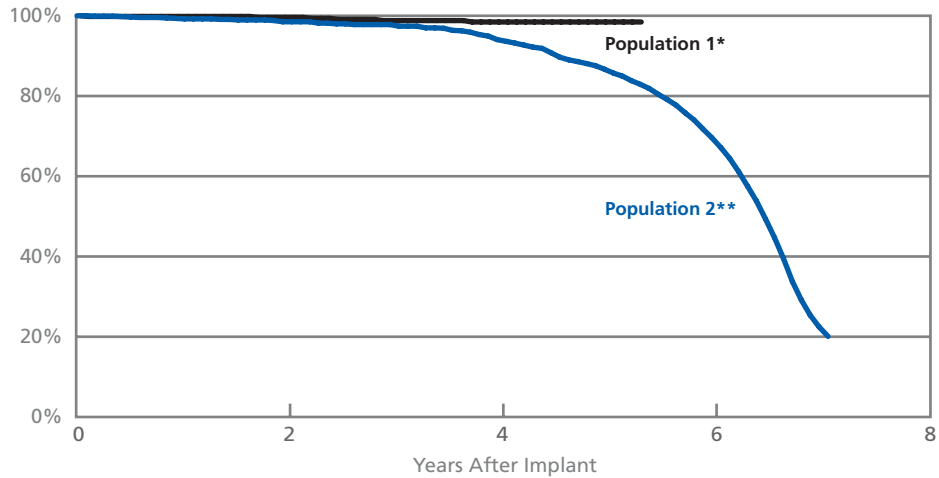
Regency® SC+ (Models 2400L & 2402L)

US Market Release	May 1998
Registered US Implants	2,061
Estimated Longevity	9.1 Years
Number of Advisories	None



Year	2	4	6	at 88 months	
Survival Probability	99.93%	99.82%	99.66%	99.66%	
± 1 standard error	0.07%	0.13%	0.21%	0.21%	
Sample Size	1400	900	500	100	

Tempo® V (Model 1102); Tempo® VR (Model 1902)			
*Population 1		** Population 2	
*(These models are no longer being manufactured)		** (These models are no longer being manufactured)	
*US Market Release	August 1997	**US Market Release	August 1997
*Registered US Implants	604	**Registered US Implants	1,061
*Estimated Longevity	5.3 Years	**Estimated Longevity	5.3 Years
*Number of Advisories	None	**Number of Advisories (see pages 134-139)	Two

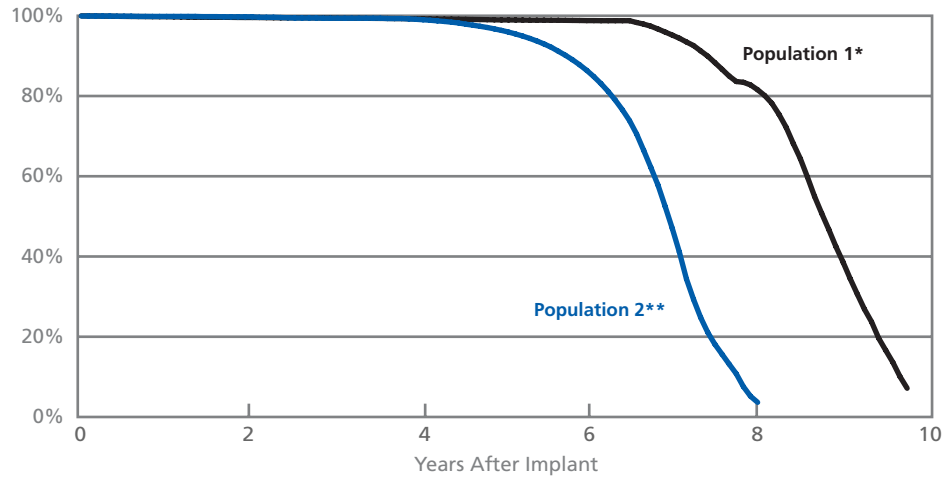


Population 1*				
Year	2	4	at 64 months	
Survival Probability	99.83%	99.09%	98.45%	
± 1 standard error	0.29%	0.64%	0.64%	
Sample Size	500	300	200	

Population 2**				
Year	2	4	6	at 85 months
Survival Probability	98.50%	94.05%	69.59%	20.08%
± 1 standard error	0.38%	0.87%	1.47%	1.65%
Sample Size	800	500	300	200

Trilogy® SR+ (Models 2260 & 2264)

*Population 1		** Population 2	
*(These models are no longer being manufactured)		**(These models are no longer being manufactured)	
*US Market Release	March 1997	**US Market Release	March 1997
*Registered US Implants	15,313	**Registered US Implants	2,774
*Estimated Longevity	7.7 Years	**Estimated Longevity	7.7 Years
*Number of Advisories	None	**Number of Advisories (see pages 134-139)	Two

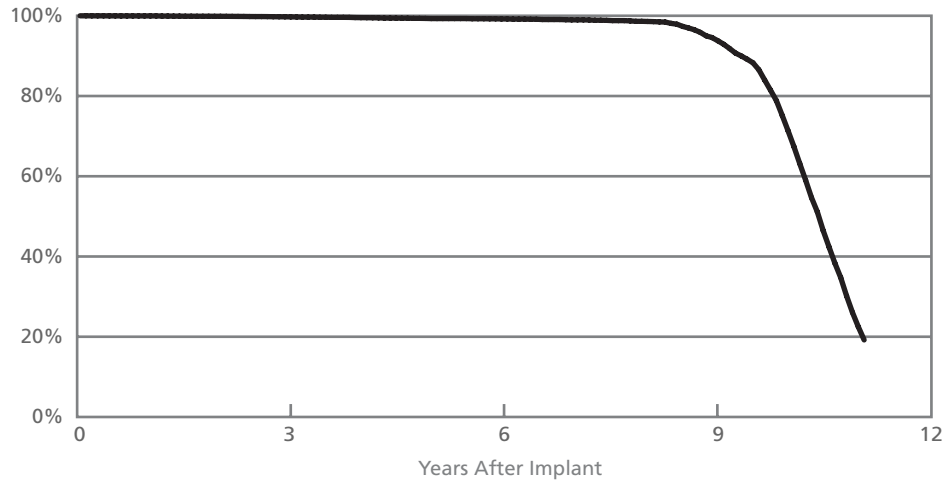


Population 1*					
Year	2	4	6	8	at 117 months
Survival Probability	99.57%	99.24%	86.38%	78.18%	7.16%
± 1 standard error	0.06%	0.08%	0.24%	0.15%	5.12%
Sample Size	12400	8800	1000	3800	200

Population 2**					
Year	2	4	6	8	
Survival Probability	99.74%	99.12%	86.38%	3.65%	
± 1 standard error	0.11%	0.19%	0.24%	1.85%	
Sample Size	2200	1500	1000	200	

Trilogy® SR (Model 2250)

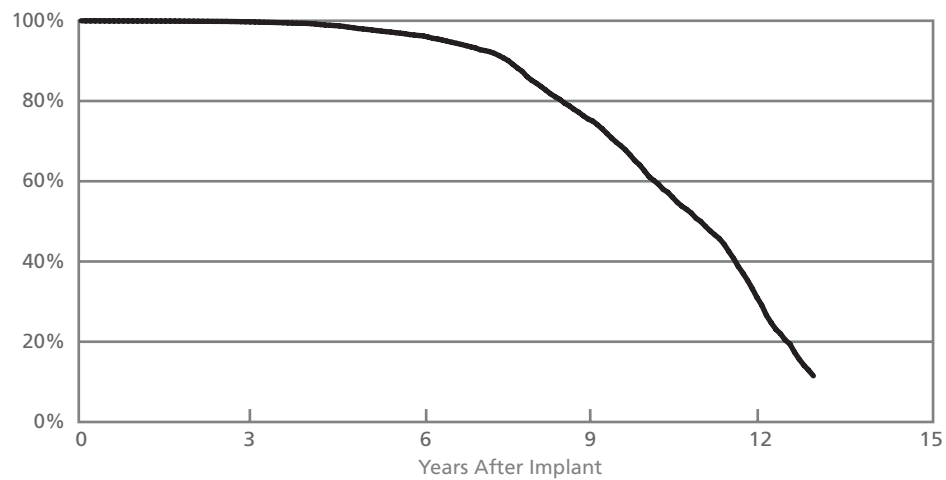
US Market Release	June 1995
Registered US Implants	12,455
Estimated Longevity	7.7 Years
Number of Advisories (see pages 134-139)	Two



Year	3	6	9	at 135 months
Survival Probability	99.87%	99.24%	95.00%	19.21%
± 1 standard error	0.03%	0.11%	0.38%	1.24%
Sample Size	10200	5200	2800	200

Solus® II (Models 2006 & 2007)

US Market Release	February 1993
Registered US Implants	32,286
Estimated Longevity	6.0 Years
Number of Advisories	None

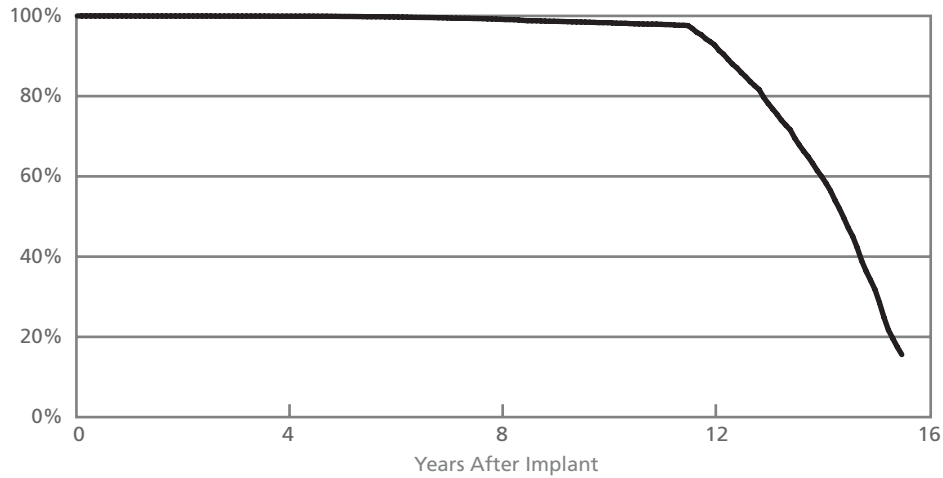


Year	3	6	9	12	at 157 months
Survival Probability	99.75%	96.44%	76.31%	33.23%	11.51%
± 1 standard error	0.03%	0.16%	0.64%	1.05%	0.80%
Sample Size	22900	13200	3300	900	200

Pulse Generators

Solus® (Models 2002 & 2003)

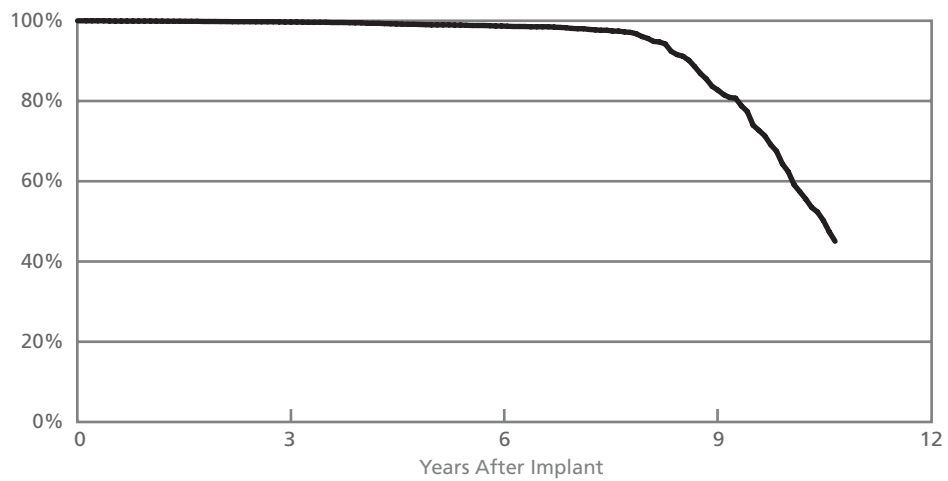
US Market Release	June 1990
Registered US Implants	23,852
Estimated Longevity	11.3 Years
Number of Advisories	None



Year	4	8	12	at 186 months
Survival Probability	99.93%	99.15%	92.76%	15.59%
± 1 standard error	0.02%	0.09%	0.43%	1.02%
Sample Size	15500	8400	3200	200

Phoenix® III (Models 2204 & 2205)

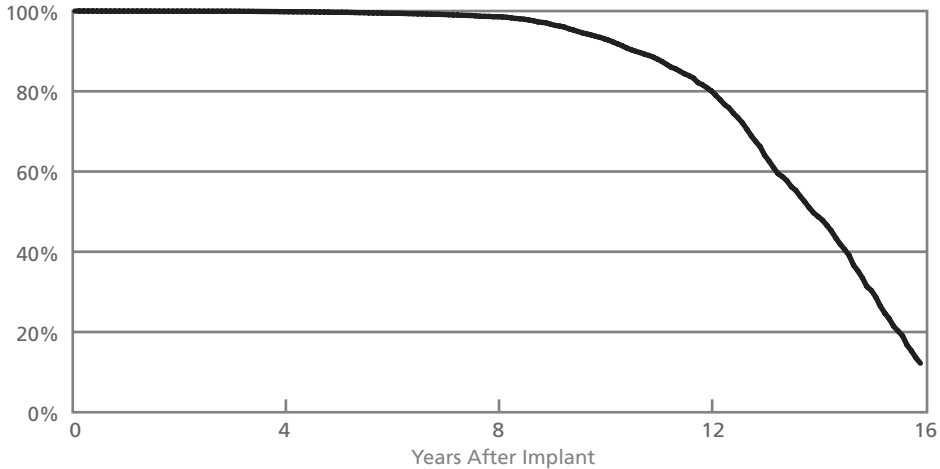
US Market Release	October 1994
Registered US Implants	6,746
Estimated Longevity	6.3 Years
Number of Advisories	None



Year	3	6	9	at 130 months
Survival Probability	99.69%	98.70%	85.49%	45.05%
± 1 standard error	0.08%	0.23%	1.18%	2.22%
Sample Size	4100	2100	800	200

Phoenix® II (Models 2005, 2008 & 2009)

US Market Release	July 1990
Registered US Implants	26,746
Estimated Longevity	8.3 Years
Number of Advisories	None



Year	4	8	12	at 191 months
Survival Probability	99.83%	98.57%	80.11%	12.23%
± 1 standard error	0.03%	0.14%	0.71%	0.85%
Sample Size	14600	6600	2400	200

Summary Information

Pulse Generators Single-Chamber

Pulse Generators

Including Normal Battery Depletion Summary Information*

Models	Family	US Market Release Date	Registered US Implants	Estimated Active US Implants	Malfunctions w/ Compromised Therapy	Malfunctions w/o Compromised Therapy	Malfunctions w/o Compromised Therapy (under advisory)	Malfunctions w/o Compromised Therapy (premature battery depletion)	Total Malfunctions	Total Normal Battery Depletion
5610	Victory SR	Dec-05	6177	5803	0	0	0	0	0	0
5180	Identity ADx SR	May-03	16463	12448	0	3	0	1	4	3
5156/5157/5056	Verity ADX XL SR/ SR(M/S) / SC	May-03	9908	7846	1	3	0	0	4	0
5172	Identity SR	Nov-01	21256	12629	1	12	0	4	17	46
5160	Integrity ADx SR	May-03	3009	2224	0	0	0	0	0	0
5136	Integrity μ SR	Dec-00	11932	5081	0	4	0	0	4	1049
5142	Integrity SR	Apr-00	10468	4672	1	3	0	0	4	4
5130/5131	Affinity SR	Jan-99/Jun-99	28642	8899	4	34	17	0	55	429

Excluding Normal Battery Depletion Summary Information*

Models	Family	US Market Release Date	Registered US Implants	Estimated Active US Implants	Malfunctions w/ Compromised Therapy	Malfunctions w/o Compromised Therapy	Malfunctions w/o Compromised Therapy (under advisory)	Malfunctions w/o Compromised Therapy (premature battery depletion)	Total Malfunctions
5610	Victory SR	Dec-05	6177	5803	0	0	0	0	0
5180	Identity ADx SR	May-03	16463	12448	0	3	0	1	4
5156/5157/5056	Verity ADX XL SR/ SR(M/S) / SC	May-03	9908	7846	1	3	0	0	4
5172	Identity SR	Nov-01	21256	12629	1	12	0	4	17
5160	Integrity ADx SR	May-03	3009	2224	0	0	0	0	0
5136	Integrity μ SR	Dec-00	11932	5081	0	4	0	0	4
5142	Integrity SR	Apr-00	10468	4672	1	3	0	0	4
5130/5131	Affinity SR	Jan-99/Jun-99	28642	8899	4	34	17	0	55

*Based on returned product analysis as of June 30, 2007.

Including Normal Battery Depletion Summary Information*

Models	Family	Survival Probability							
		1 year	2 year	3 year	4 year	5 year	6 year	7 year	8 year
5610	Victory SR	100.00%							
5180	Identity ADx SR	99.98%	99.95%	99.95%	99.18%				
5156/5157/5056	Verity ADX XL SR/ SR(M/S) / SC	99.97%	99.97%	99.87%					
5172	Identity SR	99.97%	99.88%	99.72%	99.26%	98.12%			
5160	Integrity ADx SR	100.00%	100.00%	100.00%					
5136	Integrity μ SR	99.99%	99.97%	99.95%	99.60%	96.04%	86.19%		
5142	Integrity SR	99.96%	99.93%	99.93%	99.91%	99.89%	99.85%	99.74%	
5130/5131	Affinity SR	99.90%	99.82%	99.79%	99.69%	99.63%	99.46%	98.89%	95.42%

Excluding Normal Battery Depletion Summary Information*

Models	Family	Survival Probability							
		1 year	2 year	3 year	4 year	5 year	6 year	7 year	8 year
5610	Victory SR	100.00%							
5180	Identity ADx SR	99.99%	99.98%	99.98%	99.22%				
5156/5157/5056	Verity ADX XL SR/ SR(M/S) / SC	99.97%	99.97%	99.87%					
5172	Identity SR	99.98%	99.94%	99.85%	99.68%	99.15%			
5160	Integrity ADx SR	100.00%	100.00%	100.00%					
5136	Integrity μ SR	99.99%	99.99%	99.98%	99.93%	99.77%	99.72%		
5142	Integrity SR	99.97%	99.94%	99.94%	99.93%	99.93%	99.93%	99.93%	
5130/5131	Affinity SR	99.91%	99.84%	99.82%	99.77%	99.75%	99.72%	99.70%	99.70%

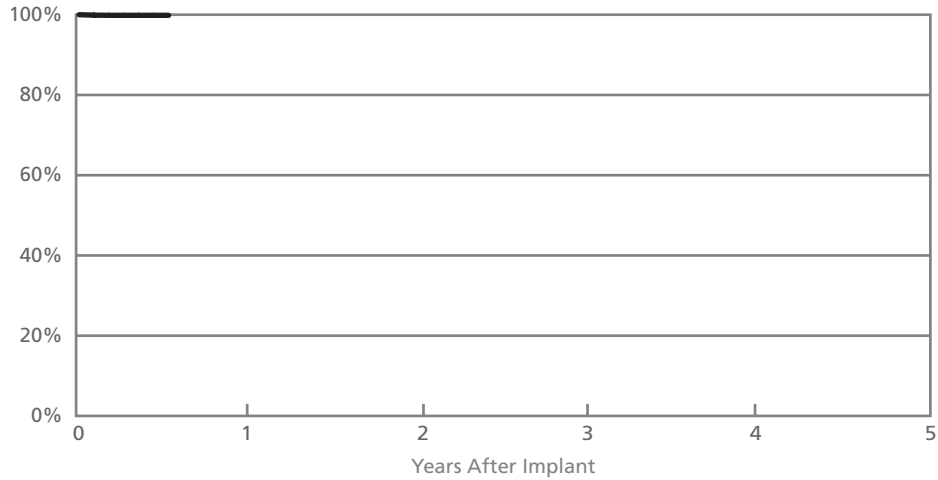
*Based on returned product analysis as of June 30, 2007.

Pacing Leads

Bipolar & Unipolar
Active & Passive Fixation

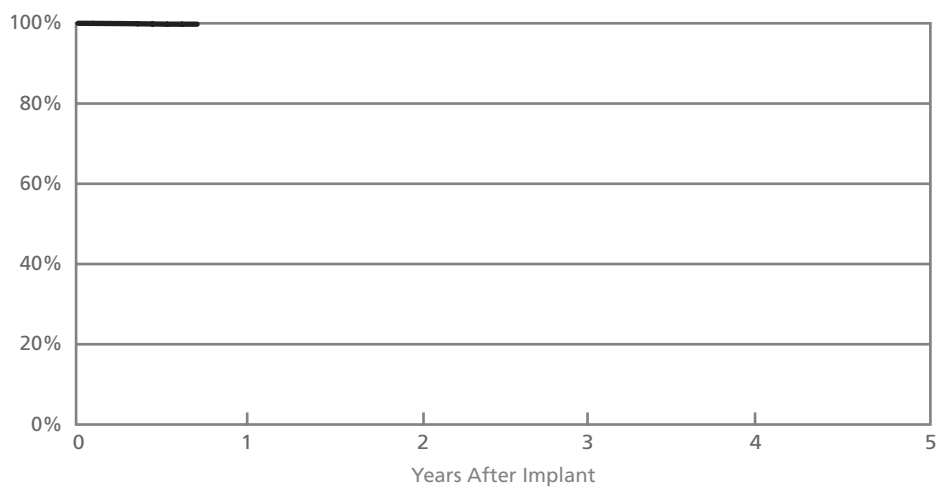
Pacing Leads

Tendril® ST Optim™ (Model 1888T)				
Laboratory Analysis:		Implant Damage 14	Electrical Malfunction 0	Other 1
US Market Release	June 2006	Type and/or Fixation	Active	
Registered US Implants	6,800	Polarity	Bipolar	
Estimated Active US Implants	6,693	Steroid	Yes	
Insulation	Optim*	Number of Advisories	None	



Year	at 7 months				
Survival Probability	99.85%				
± 1 standard error	0.07%				
Sample Size	3400				

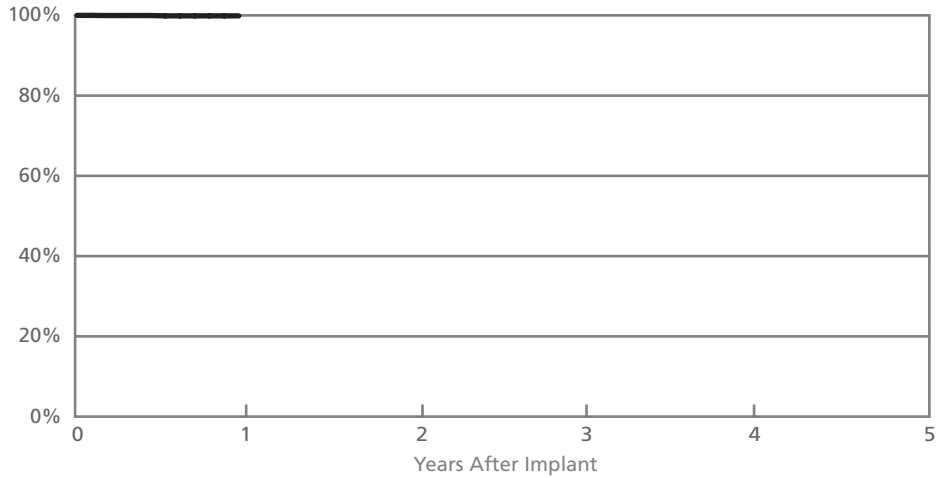
Tendril® (Model 1788T)				
Laboratory Analysis:		Implant Damage 169	Electrical Malfunction 1	Other 26
US Market Release	February 2006	Type and/or Fixation	Active	
Registered US Implants	21,958	Polarity	Bipolar	
Estimated Active US Implants	20,580	Steroid	Yes	
Insulation	Silicone	Number of Advisories	None	



Year	at 9 months				
Survival Probability	99.78%				
± 1 standard error	0.06%				
Sample Size	11300				

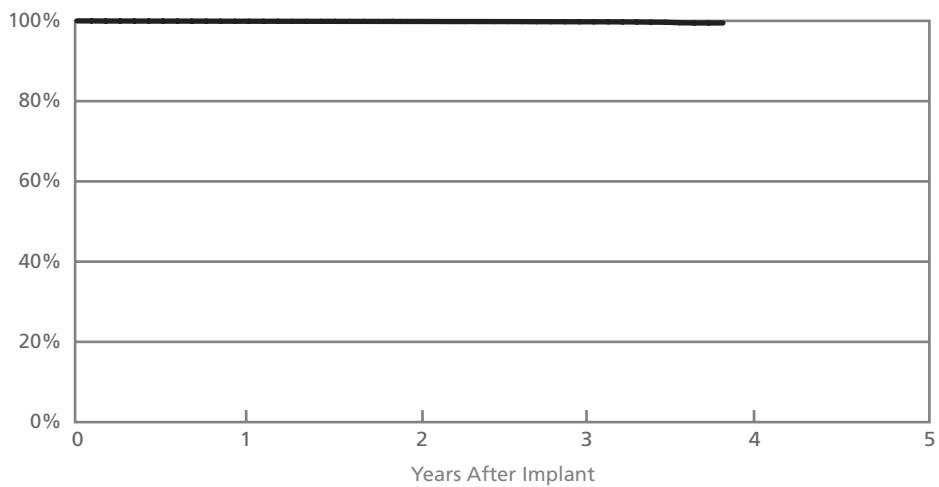
*Optim™ is a copolymer of silicone and polyurethane.

Tendril® (Model 1782T)		Laboratory Analysis: Implant Damage 57 Electrical Malfunction 1 Other 3	
US Market Release	February 2006	Type and/or Fixation	Active
Registered US Implants	3,764	Polarity	Bipolar
Estimated Active US Implants	3,608	Steroid	Yes
Insulation	Silicone	Number of Advisories	None



Year	1				
Survival Probability	99.88%				
± 1 standard error	0.09%				
Sample Size	2000				

Tendril® SDX (Model 1688T)		Laboratory Analysis: Implant Damage 417 Electrical Malfunction 73 Other 92		
US Market Release	June 2003	Type and/or Fixation	Active	
Registered US Implants	217,879	Polarity	Bipolar	
Estimated Active US Implants	187,286	Steroid	Yes	
Insulation	Silicone	Number of Advisories	None	



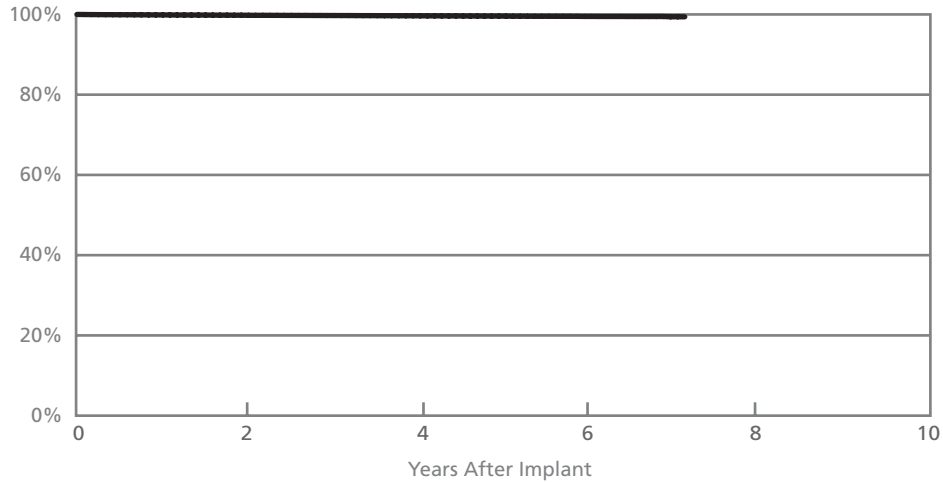
Year	1	2	3	at 46 months	
Survival Probability	99.92%	99.86%	99.78%	99.48%	
± 1 standard error	0.01%	0.01%	0.02%	0.10%	
Sample Size	184000	101700	40000	7700	

Pacing Leads

Tendril® SDX (Model 1488T & 1488TC)

Laboratory Analysis: Implant Damage 782 Electrical Malfunction 166 Other 148

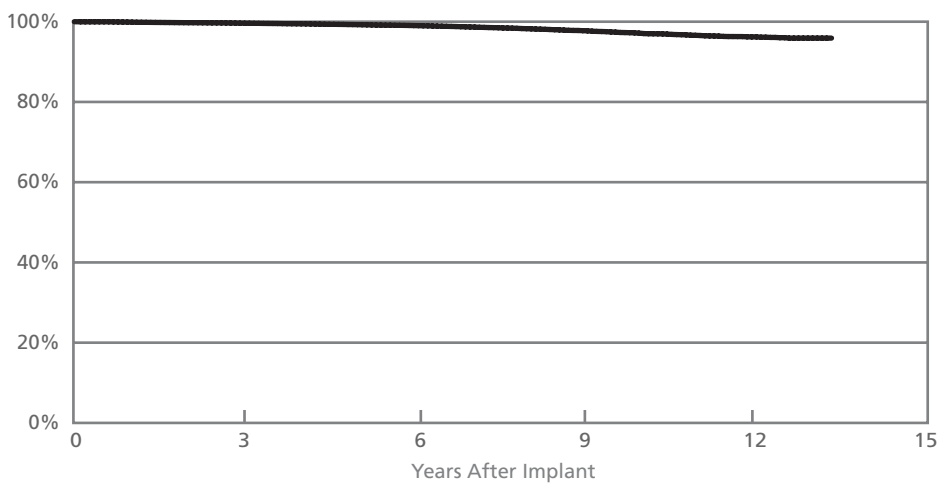
US Market Release	March 2000	Type and/or Fixation	Active
Registered US Implants	262,903	Polarity	Bipolar
Estimated Active US Implants	180,205	Steroid	Yes
Insulation	Silicone	Number of Advisories	None



Year	2	4	6	at 86 months
Survival Probability	99.81%	99.66%	99.50%	99.41%
± 1 standard error	0.01%	0.01%	0.02%	0.07%
Sample Size	213400	129200	35600	9600

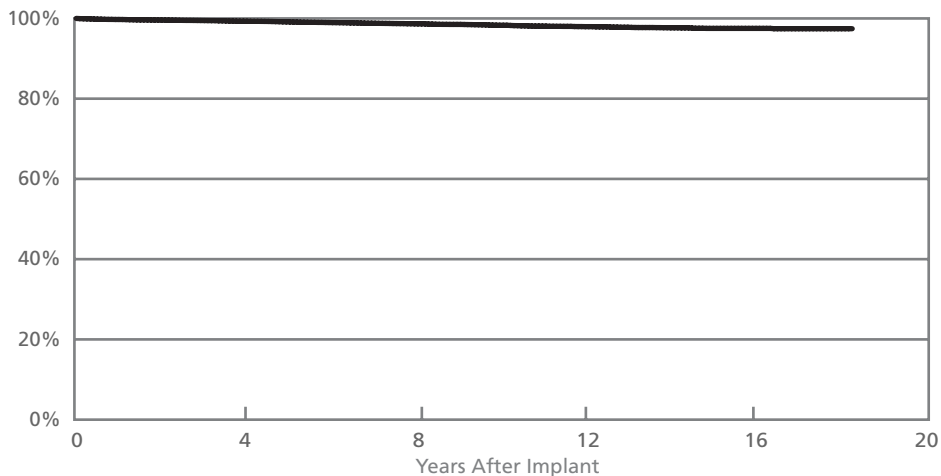
Tendril® (Models 1148 & 1188T); Tendril® DX (Models 1388T & 1388TC)

US Market Release	(1148) June 1993; (1188T) June 1994; (1388T) June 1997	Type and/or Fixation	Active
Registered US Implants	310,275	Polarity	Bipolar
Estimated Active US Implants	148,608	Steroid	(1148/1188) No; (1388) Yes
Insulation	Silicone	Number of Advisories	None



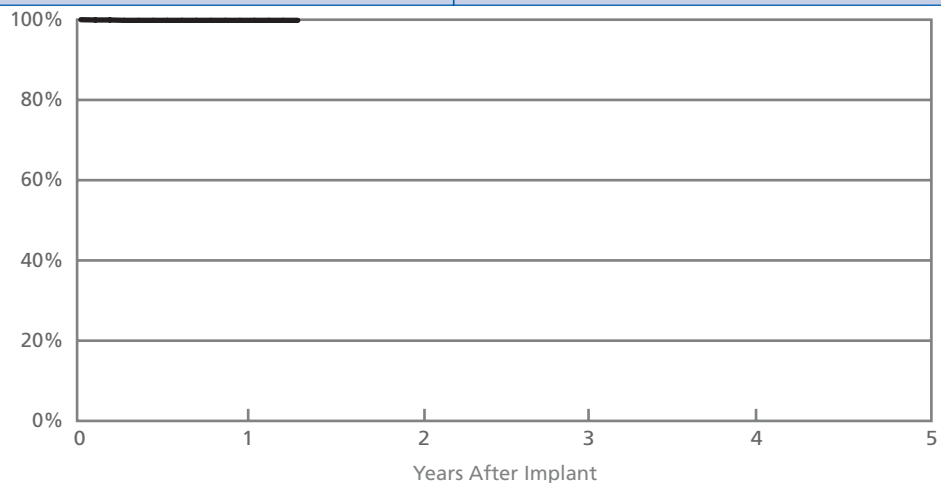
Year	3	6	9	12	at 162 months
Survival Probability	99.64%	99.06%	97.81%	96.23%	95.91%
± 1 standard error	0.01%	0.02%	0.03%	0.08%	0.15%
Sample Size	225000	129400	41800	7200	500

Fast-Pass® (Models 1018T & 1028T)			
US Market Release (1018T) February 1988; (1028T) July 1990		Type and/or Fixation	Active
Registered US Implants	28,024	Polarity	Bipolar
Estimated Active US Implants	5,191	Steroid	No
Insulation	Silicone	Number of Advisories	None



Year	4	8	12	16	at 219 months
Survival Probability	99.32%	98.66%	97.05%	97.52%	97.44%
± 1 standard error	0.05%	0.08%	0.12%	0.15%	0.17%
Sample Size	20500	13800	8400	2400	100

IsoFlex® P (Models 1644T & 1648T)			
Laboratory Analysis: Implant Damage 2 Electrical Malfunction 0 Other 0			
US Market Release	April 2005	Type and/or Fixation	Passive
Registered US Implants	1,552	Polarity	Bipolar
Estimated Active US Implants	1,413	Steroid	Yes
Insulation	Polyurethane	Number of Advisories	None



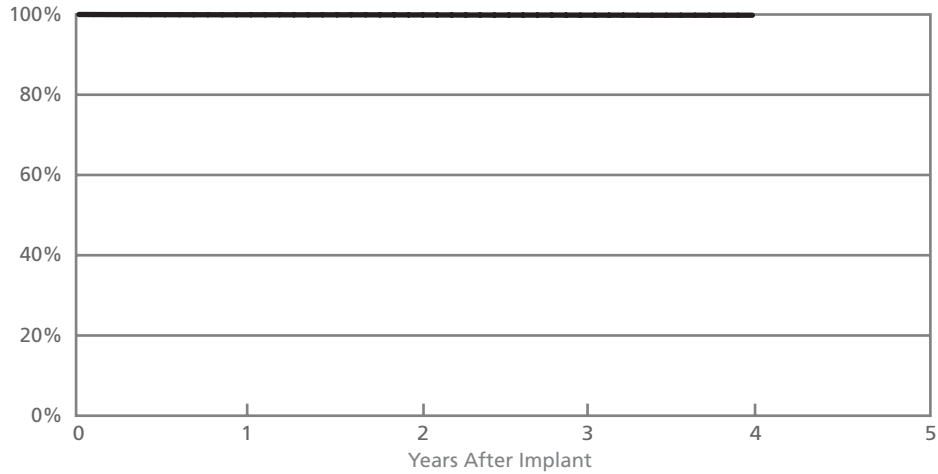
Year	1	at 16 months			
Survival Probability	99.84%	99.84%			
± 1 standard error	0.12%	0.12%			
Sample Size	1000	100			

Pacing Leads bipolar

IsoFlex® S (Models 1642T & 1646T)

Laboratory Analysis: Implant Damage 101 Electrical Malfunction 9 Other 22

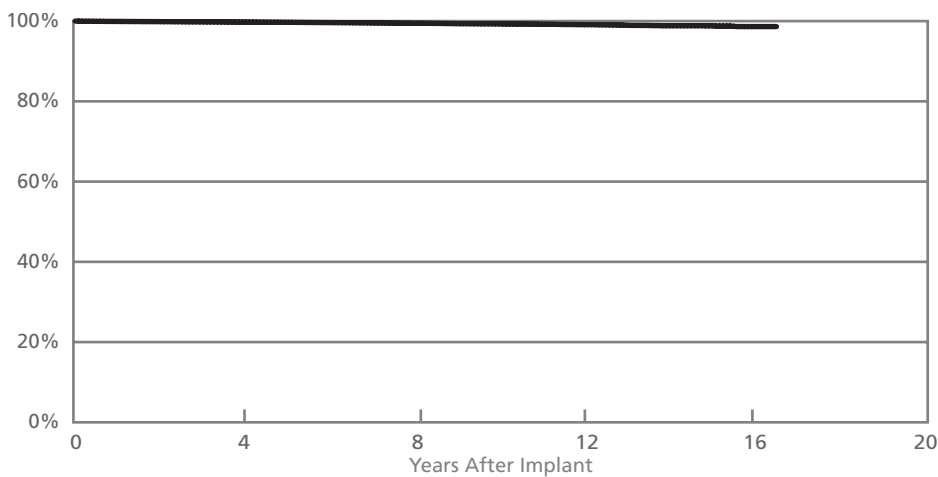
US Market Release	April 2003	Type and/or Fixation	Passive
Registered US Implants	61,022	Polarity	Bipolar
Estimated Active US Implants	50,456	Steroid	Yes
Insulation	Silicone	Number of Advisories	None



Year	1	2	3	4
Survival Probability	99.93%	99.90%	99.84%	99.82%
± 1 standard error	0.01%	0.01%	0.03%	0.03%
Sample Size	52200	31000	15300	4400

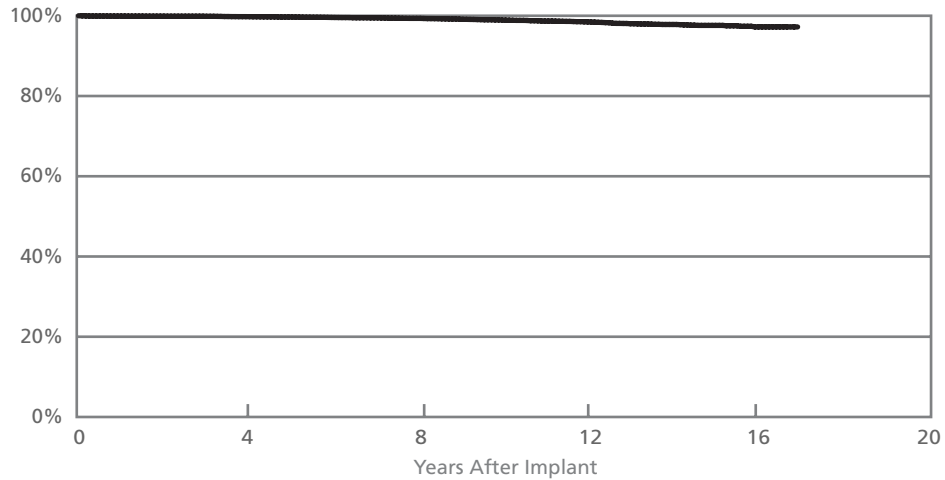
Passive Plus® (Models 1136T, 1142T, 1146T, 1222T, 1226T, 1236T, 1242T & 1246T) Passive Plus® DX (Models 1336T, 1342T & 1346T)

US Market Release (1336T) August 1999; (1342T, 1346T) January 1998; (1136T, 1142T, 1146T) June 1994; (1222T, 1226T, 1236T, 1242T, 1246T) April 1990	Type and/or Fixation	Passive	
	Polarity	Bipolar	
Registered US Implants	369,601	Steroid (1136T, 1142T, 1146T, 1222T, 1226T, 1236T, 1242T, 1246T) No; (1336T, 1342T, 1346T) Yes	
Estimated Active US Implants	143,842	Number of Advisories	None
Insulation	Silicone	(1136T, 1142T, 1146T, 1222T, 1226T, 1236T, 1242T & 1246T) are no longer being manufactured.	



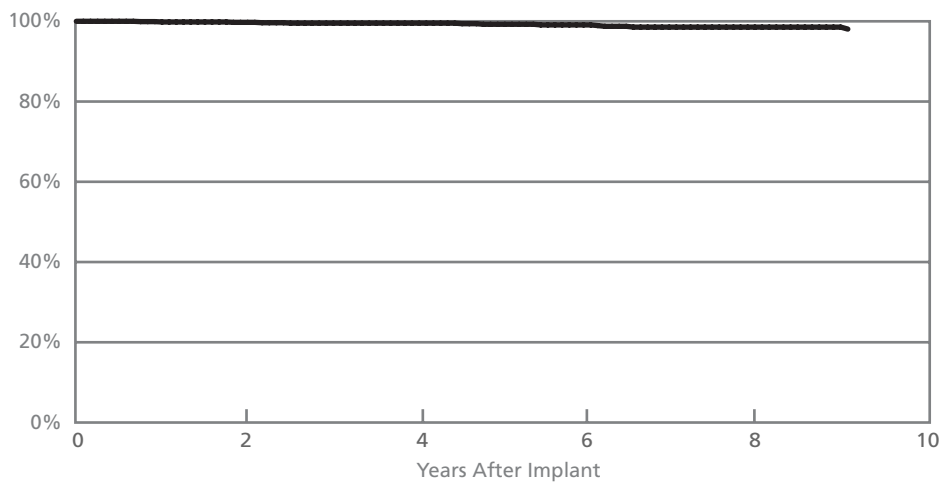
Year	4	8	12	16	at 198 months
Survival Probability	99.76%	99.47%	99.12%	98.64%	98.64%
± 1 standard error	0.01%	0.02%	0.04%	0.12%	0.12%
Sample Size	244400	101300	25800	2000	400

Permathane® Ace (Models 1036T & 1038T)			
US Market Release	June 1989	Type and/or Fixation	Passive
Registered US Implants	19,707	Polarity	Bipolar
Estimated Active US Implants	3,543	Steroid	No
Insulation	Polyurethane	Number of Advisories	None



Year	4	8	12	16	at 203 months
Survival Probability	99.78%	99.35%	98.47%	97.22%	97.22%
± 1 standard error	0.04%	0.08%	0.14%	0.32%	0.32%
Sample Size	13900	8700	5000	900	100

Tendril® (Model 1188K) Tendril® DX (Model 1388K)			
US Market Release (1188K) June 1995; (1388K) June 1997		Type and/or Fixation	Active
Registered US Implants	1,332	Polarity	Unipolar
Estimated Active US Implants	413	Steroid	(1188K) No; (1388K) Yes
Insulation	Silicone	Number of Advisories	None

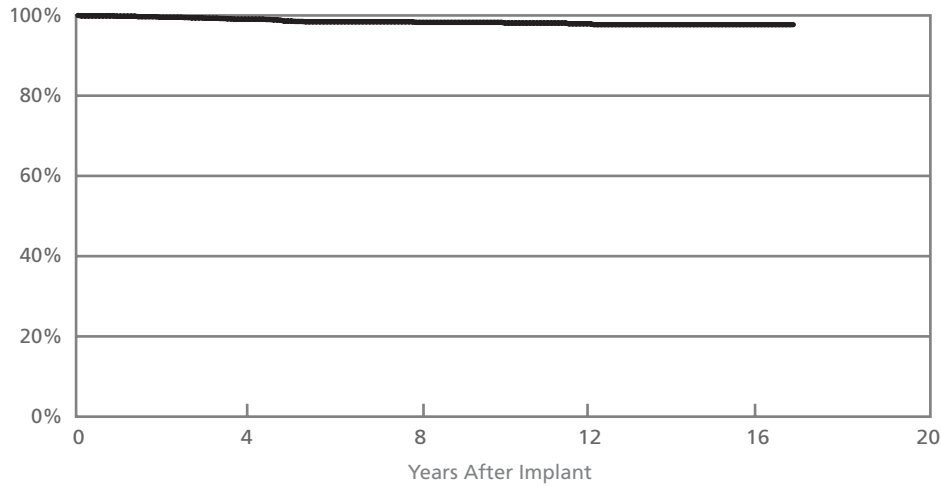


Year	2	4	6	8	at 109 months
Survival Probability	99.74%	99.54%	99.10%	98.55%	98.55%
± 1 standard error	0.15%	0.21%	0.33%	0.45%	0.45%
Sample Size	1200	900	700	400	300

Pacing Leads

Fast-Pass® (Model 1007)

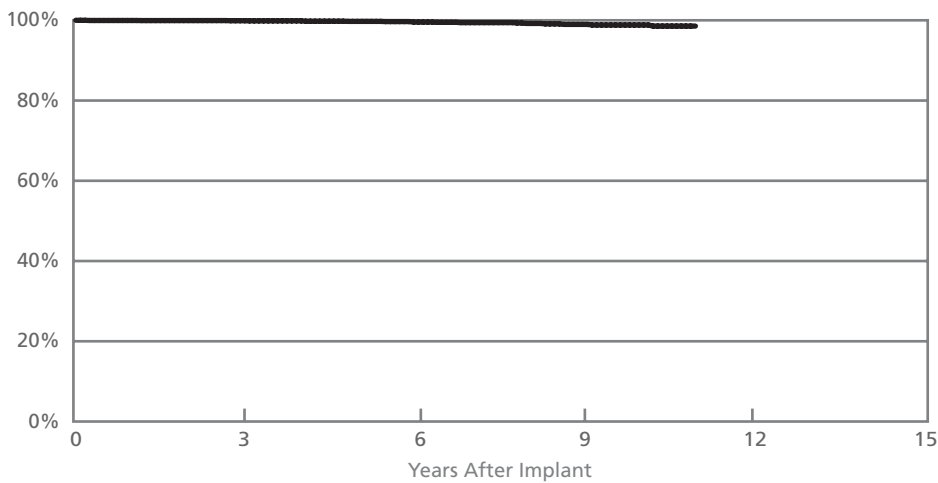
US Market Release	June 1987	Type and/or Fixation	Active
Registered US Implants	1,737	Polarity	Unipolar
Estimated Active US Implants	268	Steroid	No
Insulation	Silicone	Number of Advisories	None



Year	4	8	12	16	at 202 months
Survival Probability	99.07%	98.27%	97.91%	97.70%	97.70%
± 1 standard error	0.26%	0.36%	0.46%	0.50%	0.50%
Sample Size	1300	800	500	300	200

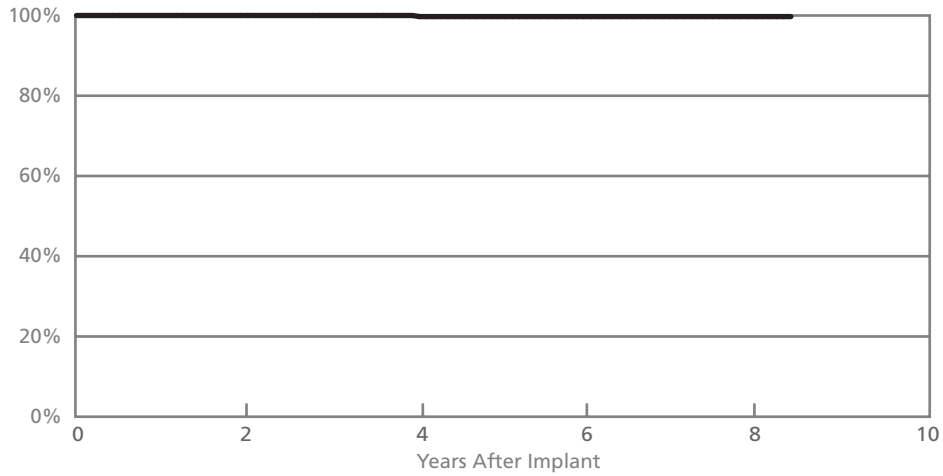
Passive Plus® (Models 1135K, 1143K, 1145K, 1235K, 1243K & 1245K) Passive Plus® DX (Models 1343K & 1345K)

US Market Release (1135K, 1143K, 1145K) July 1994; (1235K, 1243K, 1245K) August 1995; (1343K, 1345K) June 1998	Type and/or Fixation	Passive	
	Polarity	Unipolar	
	Steroid	(1135K, 1143K, 1145K, 1235K, 1243K, 1245K) No; (1343K, 1345K) Yes	
Registered US Implants	4,515	Number of Advisories	None
Estimated Active US Implants	1,441	(1135K, 1143K, 1145K, 1235K, 1243K & 1245K) are no longer being manufactured.	
Insulation	Silicone		



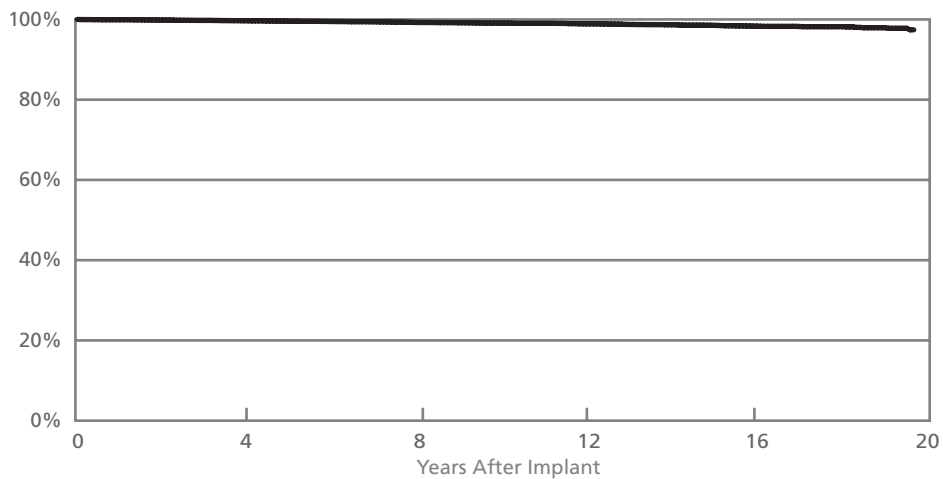
Year	3	6	9	at 133 months
Survival Probability	99.89%	99.68%	98.98%	98.56%
± 1 standard error	0.05%	0.11%	0.28%	0.42%
Sample Size	3400	2000	900	400

Permathane® Ace (Model 1035M)			
US Market Release	March 1987	Type and/or Fixation	Passive
Registered US Implants	655	Polarity	Unipolar
Estimated Active US Implants	78	Steroid	No
Insulation	Polyurethane	Number of Advisories	None



Year	2	4	6	8	at 101 months
Survival Probability	100.00%	100.00%	99.73%	99.73%	99.73%
± 1 standard error	0.00%	0.00%	0.27%	0.27%	0.27%
Sample Size	500	400	300	200	200

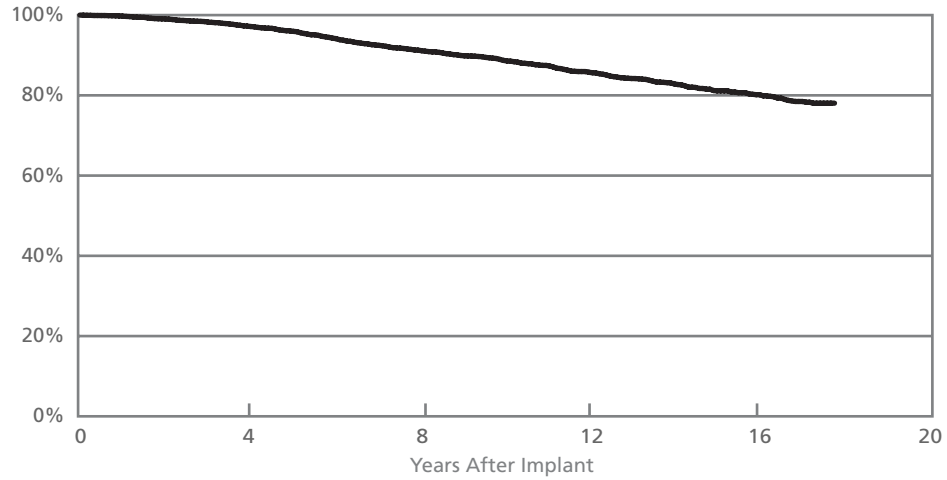
Ace® (Models 1015M & 1025M)			
US Market Release (1025M) Aug. 1982; (1015M) Aug. 1991		Type and/or Fixation	Passive
Registered US Implants	23,873	Polarity	Unipolar
Estimated Active US Implants	3,620	Steroid	No
Insulation	Silicone	Number of Advisories	None



Year	4	8	12	16	at 236 months
Survival Probability	99.67%	99.25%	98.90%	98.33%	97.42%
± 1 standard error	0.04%	0.07%	0.10%	0.15%	0.45%
Sample Size	16700	10500	6600	3700	400

ACE® (Model 1026T)

US Market Release	October 1987	Type and/or Fixation	Passive
Registered US Implants	6,523	Polarity	Unipolar
Estimated Active US Implants	595	Steroid	No
Insulation	Silicone	Number of Advisories	None



Year	4	8	12	16	at 213 months
Survival Probability	97.26%	91.27%	85.75%	80.16%	78.05%
± 1 standard error	0.23%	0.46%	0.66%	0.89%	1.01%
Sample Size	4800	2900	1700	1000	400

Laboratory Analysis*

Models	US Market Release Date	Registered US Implants	Estimated Active US Implants	Implant Damage	Electrical Malfunctions	Other
1888T	June 06	6800	6693	14	0	1
1788T	February 06	21958	20580	169	1	26
1782T	February 06	3764	3608	57	1	3
1688T	June 03	217879	187286	417	73	92
1488T/TC	March 00	262903	180205	782	166	148
1644T/1648T	April 05	1552	1413	2	0	0
1642T/1646T	April 03	61022	50456	101	9	22

Laboratory analysis of all returned leads from the U.S. is summarized by model for the most recently market released pacing lead models included in this Product Performance Report. The Laboratory analysis results are categorized into one of the following three categories:

- **Implant Damage** - Obvious damage incurred at the time of implant, including but not limited to insulation cuts and damage, helix overtorque, and stylet perforation.
- **Electrical Malfunction** - A disruption in the insulation or conductors resulting in compromised electrical performance.
- **Other** - Includes other sources of malfunction not attributed to damage incurred at implant and not resulting in compromised electrical failures. This category also includes any partial leads returned with an alleged malfunction even if it was not possible to perform analysis to confirm the malfunction.

**Based on returned product analysis as of June 30, 2007.*

Advisories & Safety Alerts

Advisories & Safety Alerts

The following table summarizes recalls, Advisories and safety alerts regarding St. Jude Medical implantable devices. These Advisories have been previously communicated to physicians. Advisories associated with non-implantable devices such as catheters are not included in the table. For more information please contact St. Jude Medical Technical Services at 1-800-722-3774.

Model Identification	Advisory	Follow-up Recommendations at Time of Advisory
Identity SR (5172) Identity DR (5370) Identity XL DR (5376)	10/12/06 Class II A programmer software anomaly can lead to incorrect reporting of battery voltage, expected battery longevity and elective replacement indicator (ERI) status in St. Jude Medical Identity pacemakers. The anomaly does not affect the device's actual battery voltage, longevity or functionality, but could result in inaccurate reporting of the status of these measured data parameters. This software anomaly can appear in the St. Jude Medical Identity family of pacemakers when programmed by the St. Jude Medical APS III Model 3500/3510 or Merlin PCS Model 3650 programmers.	<p>No follow-up is recommended at the time of advisory. Devices do not need to be replaced. A programmer software update, pending FDA and other regulatory agency approval, will mitigate this anomaly when the device is interrogated. Before the programmer software update is available, any subsequent measured data update that is performed during the session would be valid and the device operating magnet rate would be up-to-date. After the programmer software update is available, any device affected by this issue will be automatically corrected via the normal interrogation process.</p> <p>Current Status (June 30, 2007): At the time of the advisory, there were 53 worldwide (50 U.S.) devices confirmed to have been affected by this issue. As of June 30, 2007 there were an additional 52 worldwide (48 U.S.) devices confirmed with this issue, all prior to the distribution of the software fix.</p>
Photon DR (V-230HV) (certain serial numbers), Photon Micro VR/DR (Models V-194/V-232), Atlas VR/DR (Models V-199/V-240)	10/7/05 Class II A particular vendor-supplied memory chip can be affected at a low frequency rate by background levels of atmospheric ionizing cosmic radiation ("background cosmic radiation"). The anomaly can trigger a temporary loss of pacing function and permanent loss of defibrillation support.	<p>In the unlikely event that a device chip is affected by background cosmic radiation, the high current drain condition will deplete the battery voltage rapidly. This can result in loss of output for a period up to approximately 48 hours. During this period, the patient would be without pacing or defibrillation therapy. After this initial period, the battery will reach a voltage level at which the device will enter its "Hardware Reset Mode." This safety mode is designed to preserve the device's ability to provide VVI pacing support. A device that has been reset to the Hardware Reset Mode will operate in the VVI mode at 60 ppm, but will not be capable of providing tachycardia detection or therapy. This will be noted by a warning message on the programmer screen upon device interrogation.</p> <p>To assist in your patient care and following discussions with our independent Medical Advisory Board, St. Jude Medical recommends:</p> <ul style="list-style-type: none"> • If it is not already your current practice, physicians should perform routine device monitoring every three months for patients with the affected models listed above. • In determining whether additional patient management or follow up may be needed, consider the low failure rate for the anomaly and the unique medical needs and situation of each individual patient, including whether the patient is pacemaker dependent or at high risk for life-threatening arrhythmias. • If a patient's device is found in the Hardware Reset Mode, you should arrange for device replacement as soon as possible. • You should continue to provide patients with the usual admonitions to keep scheduled appointments and to report all changes in symptoms. <p>Current Status (June 30, 2007): At the time of the advisory, there were 60 worldwide (38 U.S.) devices confirmed to have been affected by this issue. As of June 30, 2007 there were an additional 37 worldwide (28 U.S.) devices confirmed with this issue. This is within the 95% confidence interval prediction made at the time of the advisory. There have been no reports of serious injury or death.</p>

Model Identification	Advisory	Follow-up Recommendations at Time of Advisory
<p>Epic DR/HF (V-233/V-337/V-338), Epic Plus DR/VR/HF (V-236/V-239/V-196/V-239T/V-196T/V-350), Atlas DR (V-242), and Atlas Plus DR/VR/HF (V-243/V-193/V-193C/V-340/V-341/V-343).</p>	<p>6/13/05 Class II Two anomalies have been identified:</p> <ol style="list-style-type: none"> 1. Due to a device software anomaly, it is possible that when the device's battery is nearing its elective replacement indicator (ERI), a charging cycle may be skipped. 2. After a capacitor charge, if a rate responsive pacing mode (e.g., DDDR, VVIR, etc.) is programmed "On", this "noise" may be interpreted by the device's accelerometer (activity sensor) as physical activity, causing a temporary increase in the pacing rate that may persist after charging is completed. 	<p>Two anomalies were discovered during routine product monitoring. Neither of these anomalies presents a significant clinical risk to your patients, and no clinical complications have been reported to St. Jude Medical. Both are easily corrected by performing a simple, automated software download to the device. This potentially affects approximately 30,000 implanted ICDs in the United States and includes the following model numbers:</p> <p>Epic DR/HF (V-233/V-337/V-338), Epic Plus DR/VR/HF (V-236/V-239/V-196/V-239T/V-196T/V-350), Atlas DR (V-242), and Atlas Plus DR/VR/HF (V-243/V-193/V-193C/V-340/V-341/V-343). The first anomaly can occur when one of the affected devices attempts to deliver multiple shocks in rapid succession. Due to a device software anomaly, it is possible that when the device's battery is nearing its elective replacement indicator (ERI), a charging cycle may be skipped. If this were to occur, the first shock will always be delivered as programmed and, if needed, the next shock in the programmed sequence would be delivered after a delay of only two to four seconds. A skipped charge would result in less than the full number of programmed shocks being available for delivery during that episode, but all delivered shocks would be at their programmed energy. This behavior was discovered as an incidental finding during analysis of one returned device that had delivered a large number of high voltage shocks over a short time period.</p> <p>A second anomaly is caused by electrical "noise" generated as a result of the charging of the device's high voltage capacitors. After a capacitor charge, if a rate responsive pacing mode (e.g., DDDR, VVIR, etc.) is programmed "On", this "noise" may be interpreted by the device's accelerometer (activity sensor) as physical activity, causing a temporary increase in the pacing rate that may persist after charging is completed. The degree and duration of the rate increase will depend on a variety of factors, but the rate will never exceed the programmed Maximum Sensor Rate, and the device will gradually return to the appropriate rate. The anomalous behavior, which has been observed during the performance of manual capacitor maintenance, has been traced back to a component supplied to St. Jude Medical by one vendor; therefore, only the subset of the device models listed above that were manufactured with the affected component (device serial numbers below 141000 for any model) will exhibit this behavior.</p> <p>St. Jude Medical has developed programmer software that will automatically detect the affected ICDs and download device software that will correct the "skipped charge" anomaly and mitigate the response to electrical noise. Once the upgrade is performed, the potential for a skipped charge will be eliminated. Additionally, once the upgrade is performed if a rate responsive mode is programmed "On", devices with serial numbers below 141000 will have their rate response functions suspended for the time period during which the electrical noise could be present (i.e., while significant residual voltage remains on the high voltage capacitors); non-rate responsive pacing at the programmed base rate will continue to be provided as appropriate. This period during which rate response is suspended may last anywhere from a few minutes up to approximately 90 minutes. If rate responsive pacing was ongoing prior to charging, the pacing rate will gradually decrease to the base pacing rate according to the normal rate response recovery algorithm and will remain there while rate responsive pacing is suspended. The rate response behavior for devices with serial numbers greater than 141000 will not be affected by the software download.</p> <p>The software download for potentially affected devices will automatically be initiated the next time the patient's device is interrogated with the v4.8.5 programmer software. Since a skipped charge is more likely to occur in devices that are closer to their elective replacement indicator (ERI), St. Jude Medical recommends that if the next patient follow-up is not scheduled to occur within the next six months that the patient be seen within this time period.</p> <p>In addition, if devices are programmed to pacing settings that result in high current consumption, such as high output bi-ventricular pacing, consideration should be given to scheduling the patient for a follow-up visit within three months if it is not scheduled to occur within that time period. As always, St. Jude Medical defers to your clinical judgment on any decisions regarding the management of your patients.</p> <p>Current Status (June 30, 2007): There have been no implanted devices confirmed to have been affected by this issue since the time of the advisory.</p>

Advisories and Safety Alerts

Model Identification	Advisory	Follow-up Recommendations at Time of Advisory
<p>Epic (V-197, V-235), Epic+ (V-196, V-236), Epic HF (V-338), Epic+ HF (V-250), Atlas+ (V-193, V-243), Atlas+ HF (V-340), or Atlas (model V-242) ICDs</p>	<p>3/10/05 Class II A software parameter that affects the sensitivity of the reed switch in the listed devices was being set to an incorrect value which could prevent these devices from entering the magnet mode to inhibit tachy therapy when an external magnet is applied.</p>	<p>During routine product evaluation, St. Jude Medical Quality Assurance identified that a software parameter that affects the sensitivity of the reed switch in the listed devices was being set to an incorrect value during manufacturing beginning in late November of last year. This has the effect of preventing these devices from entering the magnet mode to inhibit tachy therapy when an external magnet is applied. This is a software controlled parameter that can be easily corrected via the programmer. All other bradycardia pacing and tachyarrhythmia detection and therapy features are not affected in devices subject to this notification. Until the magnet sensitivity parameter is corrected via the programmer, tachy therapy may not be properly inhibited as is customary with placement of an external magnet, but can be inhibited by using the programmer to program the device to Defib Off, and then back On as needed.</p> <p>The affected devices were manufactured during a three month period beginning November 22, 2004. To date, there have been no field reports of any magnet mode failures, nor have there been any clinical complications reported associated with this issue. Magnet mode application is usually used to inhibit tachycardia therapy such as when a patient is subjected to electrocautery during a surgical procedure. In order to remedy this situation, in addition to this notification, St. Jude Medical Sales Representatives and Field Clinical Engineers have been provided with a simple software tool that can be used to set, via the programmer, the reed switch's magnet sensitivity to the proper value. You may contact them to schedule this reprogramming at the patient's next scheduled follow-up visit or at your discretion.</p> <p>Current Status (June 30, 2007): There have been no implanted devices confirmed to have been affected by this issue since the time of the advisory.</p>
<p>Identity ADx DR Models 5286, 5380, 5386 and 5480</p>	<p>07/31/03 Class II An anomaly in the pacemaker code, which under a certain set of programmed settings and specific event timing circumstances could deliver a short coupled pacing interval of 300 ms (200 ppm). Consecutive (up to a maximum of 12) shorter than anticipated pacing intervals could be experienced.</p>	<p>St. Jude Medical's software engineering department has identified an anomaly in the pacemaker code, which under a certain set of programmed settings and specific event timing circumstances has a potential to deliver a short coupled pacing interval of approximately 300 milliseconds (200 ppm). It is also possible, however unlikely, that a patient could experience consecutive (up to a maximum of 12) shorter than anticipated pacing intervals. To date, the only clinical observation has been the delivery of a single short interval. There have been no reports of patient injury as a result of the shortened pacing interval.</p> <p>In order for the above mentioned shortened pacing interval to potentially occur, the programmed settings of the dual chamber device would have to satisfy both of the following conditions:</p> <ul style="list-style-type: none"> • Base rate, rate hysteresis or rest rate programmed to 55 ppm or lower • Autocapture programmed ON <p>Additionally, it should be noted that even with the following settings, the shortened pacing interval will not occur unless specific internal timing and other conditions are met. If the device is programmed to any other combination of settings (e.g. base rate, hysteresis rate and rest rate all at 60 ppm or above, or Autocapture programmed OFF), the scenario described above cannot occur.</p>
		<p>St. Jude Medical recommends that physicians review their records to identify which, if any, of their patients implanted with a subject device have programmed settings as described above. For these patients, they should schedule a pacemaker programming session as soon as possible to temporarily program Autocapture OFF or adjust the base rate, rate hysteresis and rest rate to 60 ppm or above. The root cause of potentially delivering the short pacing interval has been identified and a downloadable firmware correction has been developed to prevent any future occurrence. The revised firmware will be made available to the physicians via a new programmer software version immediately following FDA approval. The revised code will be downloaded automatically during pacer interrogation and will take approximately six seconds. At the time of the FDA approval, all newly manufactured and distributed products will also have the new pacemaker code.</p> <p>There is no need to consider replacement of the devices as the temporary programming outlined above and the forthcoming device firmware update will eliminate the potential for the described phenomenon from occurring in the future.</p> <p>Current Status (June 30, 2007): There have been no implanted devices confirmed to have been affected by this issue since the time of the advisory.</p>

Model Identification	Advisory	Follow-up Recommendations at Time of Advisory
Tempo 2102 and Meta 1256D	<p>11/04/02 Dendritic growth at the battery/hybrid connection could cause a short circuit, which in turn could result in premature battery depletion.</p>	<p>Decreased reliability has been observed in a group of these devices. The devices in the advisory population were manufactured at the Teletronics' manufacturing facility between the second quarter of 1996 and the second quarter of 1997. Premature battery depletion resulting from bridging between adjacent connectors has resulted in no output or no telemetry in 1% of this population of devices to date. The following recommendations are made: Physicians are advised to review patients who have 1256D/2102 pacemakers at an early date to evaluate pacemaker function.</p> <p>For patients who are pacemaker dependent, the physician should give consideration to explantation and replacement as soon as practicable.</p> <p>For patients who are not considered pacemaker dependent, the physician should consider replacement only if any abnormal function is identified (such as no output, telemetry loss, telemetry abnormality or premature end of life indication). All remaining non-pacemaker dependent patients with 1256D/2102 pacemakers should subsequently be reviewed at least every six months.</p>
Tempo 1102, 1902, 2102, 2902 and Meta 1256D	<p>11/04/02 Class II Dendritic growth at the battery/hybrid connection could cause a short circuit, which in turn could result in premature battery depletion.</p>	<p>This Advisory applies to a well-defined group of Tempo and Meta 1256D pulse generators which have been observed to exhibit premature battery depletion. This is an extension of a previous Tempo/Meta advisory dated 6/6/00. The following recommendations are made:</p> <p>For patients who are significantly pacemaker dependent. The decision as to whether or not to replace a pulse generator prophylactically remains one of clinical judgment. We therefore recommend that you strongly consider replacing these pulse generators on a prophylactic basis for all patients who are significantly pacemaker dependent, unless pulse generator replacement is medically contraindicated.</p> <p>For patients who are not considered pacemaker dependent. Again, this is a matter of clinical judgment. In the event a device is not replaced, continued routine monitoring is advised.</p>
Profile V-186	<p>7/13/01 Class II Failure of a ceramic capacitor could lead to sensing anomalies/early battery depletion</p>	<p>This Advisory applies to a well-defined group of Profile MD (Model V-186HV3) implantable cardioverter-defibrillators (ICDs) which have been observed to exhibit decreased reliability. These devices had specific modules (subcircuits) manufactured during a five-month period during the first half of 1999. Those potentially affected devices that have not exhibited any anomalous behavior within 24 months of manufacture are not at increased risk of failure at a later date. These failures were caused by a component anomaly that is limited to a specific, traceable lot (group) of capacitors.</p> <p>If these capacitors fail, two different clinical manifestations may be observed, depending on the location of the failed capacitors: Low Voltage Module: The devices may exhibit sudden loss of sensing or oversensing of internally generated interference (noise) resulting in aborted or delivered shocks. Due to the potential for sudden loss of sensing, which would prevent the ICD from detecting ventricular tachyarrhythmias, device replacement should be considered for patients with devices incorporating the suspect capacitors in this location. In making this decision, you should weigh the likelihood that your patient will have one of the few additional devices expected to fail against the risk associated with the replacement procedure. For patients who do not have their devices replaced, St. Jude Medical recommends monthly monitoring for the remaining months during which additional failures are expected to occur and every three months thereafter.</p> <p>High Voltage Module: The devices may exhibit premature battery depletion with no other clinical manifestations. While the battery voltage may drop rapidly to a value near or below the device's ERI, it stabilizes for several months at a value at which the device continues to detect arrhythmias and deliver therapy appropriately. In addition, some of these devices may exhibit oversensing of internally generated electrical interference (noise), which may result in false detection of tachyarrhythmias. However, during charging, the interference abates, and the therapy is usually aborted without the delivery of inappropriate shocks to the patient. Because these devices generally continue to respond appropriately to spontaneous tachyarrhythmias, and because the battery voltage stabilizes for several months at a level that does not compromise device function, St. Jude Medical recommends that patients with devices incorporating suspect capacitors in this location be monitored monthly for the remaining months during which additional failures are expected to occur and every three months thereafter.</p>

Advisories and Safety Alerts

Model Identification	Advisory	Follow-up Recommendations at Time of Advisory
Meta DDDR 1256	<p>6/6/00 Class II Integrated circuit failure due to electrostatic discharge during manufacturing resulting in no output or sensing anomalies.</p>	<p>This Advisory applies to a well-defined group of Meta 1256 pulse generators, which have been observed to exhibit decreased reliability. The following recommendations are made:</p> <p>For patients who are significantly pacemaker dependent. The decision as to whether or not to replace a pulse generator prophylactically remains one of clinical judgment. We therefore recommend that you strongly consider replacing these pulse generators on a prophylactic basis for all patients who are significantly pacemaker dependent, unless pulse generator replacement is medically contraindicated.</p> <p>For patients who are not considered pacemaker dependent. Again, this is a matter of clinical judgment. In the event a device is not replaced, continued routine monitoring is advised.</p>
Tempo 1102, 1902, 2102, 2902, and Meta 1256D	<p>6/6/00 Class II Dendritic growth at the battery/hybrid connection could cause a short circuit, which in turn could result in premature battery depletion.</p>	<p>This Advisory applies to a well-defined group of Tempo and Meta 1256D pulse generators, which have been observed to exhibit premature battery depletion. The following recommendations are made:</p> <p>For patients who are significantly pacemaker dependent. The decision as to whether or not to replace a pulse generator prophylactically remains one of clinical judgment. We therefore recommend that you strongly consider replacing these pulse generators on a prophylactic basis for all patients who are significantly pacemaker dependent, unless pulse generator replacement is medically contraindicated.</p> <p>For patients who are not considered pacemaker dependent. Again, this is a matter of clinical judgment. In the event a device is not replaced, continued routine monitoring is advised.</p>
Trilogy 2250L, 2260L, 2264L, 2308L, 2318L, 2350L, 2360L, 2364L	<p>3/10/00 Class II Risk of malfunction due to an anomaly of the pacemaker's microprocessor. Typical manifestations of this anomaly are dashes observed on the programmer screen, unexpected rate variation, abnormally high battery current drain, and mode change.</p>	<p>Continued monitoring of Trilogy devices affected by an Advisory issued in July 1999 has revealed an additional low level of adverse events. A sub-population of the above models, principally those manufactured before January 1999, is potentially affected by a risk of malfunction due to an anomaly of the pacemaker's microprocessor. To date this has been reported in only 0.11% of the implanted population. Typical manifestations of this anomaly are:</p> <ul style="list-style-type: none"> • Interrogation/programming difficulties, including the presence of dashes (—) on the programmer screen for some parameter values after interrogation • Unexpected rate variations • Abnormally high battery current drain • Mode change <p>The presence of dashes on the programmer screen is typically caused by partial programming of one or more of the programmed parameters and may be corrected by reprogramming. In the event that observed dashes (—) cannot be resolved by reprogramming, please contact your St. Jude Medical representative, as it may be possible to resolve the situation non-invasively via special programming and may not be indicative of a microprocessor anomaly.</p> <p>Considering the low level of incidence of this anomaly, the following steps are recommended:</p> <ol style="list-style-type: none"> 1. Assess the patient population, relative to the potential for an inappropriate mode change to single-chamber atrial pacing, to determine which patients are pacemaker-dependent and have an inadequate ventricular escape rhythm. 2. Replacement of a device always remains a matter of clinical judgement, including balancing the clinical risk associated with pacemaker replacement against the risk of device malfunction. 3. Almost all microprocessor malfunctions described in this notification were found during routine follow-up. This reinforces the importance that pacemaker patients should be followed regularly in accordance with best prevailing medical practices.

Model Identification	Advisory	Follow-up Recommendations at Time of Advisory
Affinity 5130L, 5130R, 5330L, 5330R, 5230L, 5230R	2/14/00 Class II An unsecured resistor connection to the hybrid circuit might cause abnormal measured data, false RRT indication, backup VVI mode, or intermittent loss of output.	<p>This advisory applies to a very specific, well-defined group of Affinity devices that have been implanted worldwide. The device may exhibit any or all of the following output anomalies:</p> <ul style="list-style-type: none"> • Abnormal measured battery data, • A false recommended replacement (RRT) indication, • Reversion to back-up VVI mode, • Intermittent loss of output. One marker of an affected device that may be apparent during a routine follow-up interrogation is an abnormally high reading for battery current (taking into consideration the device's programmed output parameters). <p>If this or an early indication of RRT or reversion to back-up VVI mode is observed, please contact your local St. Jude Medical representative or Technical Services. Although the time course is variable, these behavioral anomalies will occur before there is any affect on device output.</p>
Trilogy 2250L, 2260L, 2264L, 2308L, 2318L, 2350L, 2360L, 2364L	7/19/99 Class II Premature battery depletion caused by a current leakage path that could be created during the laser welding process to attach the battery to the device hybrid	<p>Analysis of the clinical data associated with the failed devices has shown that an early increase in battery impedance could be observed at one or more previous routine follow-up visits prior to reaching RRT. The observed rise in battery impedance is an earlier and more reliable indicator than the reported battery voltage. The battery depletion, although accelerated, does not occur abruptly and patients can be monitored using the measured data telemetry in the pacemaker. The following follow-up schedule and device monitoring is advised.</p> <ol style="list-style-type: none"> 1. For patients who have had a follow-up visit at least 12 months after their device was implanted, check the measured data printout from the last follow-up evaluation. If a battery impedance of "$< 1 \text{ k}\Omega$" was recorded, continue to monitor the battery impedance with your routine follow-up schedule for that patient (6-month intervals recommended). If follow-up visits every 6 months is not your routine schedule, then an additional visit at 18 months should be performed. 2. For patients who have not yet had a follow-up visit at least 12 months after their device was implanted, the following is recommended: <ul style="list-style-type: none"> • If the patient has had their device implanted for less than two months or has not had a device interrogation with measured data within the last three months, an evaluation of the battery impedance is recommended as soon as possible. This should be printed and a copy retained in the patient's pacemaker or office chart. • Otherwise, if the battery impedance from the most recent evaluation is "$< 1 \text{ k}\Omega$," begin an every 3-month follow-up schedule with respect to measured data telemetry until that value has been recorded at least 12 months post-implant. Thereafter, continue to monitor the battery impedance with your routine follow-up schedule for that patient (6-month intervals recommended). If follow-up visits every six months is not your routine schedule, then an additional visit at 18 months should be performed. <p>If the battery impedance reading is $1 \text{ k}\Omega$ or higher and the pulse generator has been implanted for less than two years, it is likely that the system is demonstrating accelerated battery depletion. Please contact your local Field Representative or Technical Services.</p>

Index

Index

Cardiac Resynchronization Therapy

Atlas®II HF (V-366)	17
Atlas®II HF (V-365)	18
Atlas®+ HF (V-340)	19
Atlas®+ HF (V-343)	20
Epic™ II HF (V-355)	14
Epic™ HF (V-338)	15
Epic™ HF (V-337)	16
Frontier™ (5508)	24
Frontier™ II (5586)	25
QuickSite® (1056K, 1056T)	30
QuickSite® (1058T)	31

ICDs

Atlas®II DR (V-265)	34
Atlas®II DR (V-268)	35
Atlas®+ DR (V-243)	37
Atlas® DR (V-240)	43
Atlas® DR (V-242)	36
Atlas®II VR (V-168)	52
Atlas®+ VR (V-193)	53
Atlas® VR (V-199)	57
Contour® MD (V-175, V-175AC, V-175B, V-175C, V-175D)	60
Contour® II (V-185, V-185AC, V-185B, V-185C, V-185D)	60
Epic™II DR (V-258)	38
Epic™+ DR (V-236)	39
Epic™+ DR (V-239)	40
Epic™ DR (V-235)	41
Epic™ DR (V-233)	42
Epic™II VR (V-158)	54
Epic™+ VR (V-196)	55
Epic™ VR (V-197)	56
Photon® DR (V-230HV)	45
Photon® μ DR (V-232)	44
Photon® μ VR (V-194)	58
Profile™ (V-186F, V-186HV3)	59

Defibrillation Leads

Riata® ST (7002)	67
Riata® ST (7000, 7001)	68
Riata® ST (7010, 7011)	66
Riata® ST (7040, 7041)	67
Riata® ST Optim™ (7020, 7021)	66
Riata® i (1590, 1591)	68
Riata® (1582)	69
Riata® (1570, 1571)	69
Riata® (1580, 1581)	70
SPL® (SP01, SP02, SP03, SP04)	71
TVL® RV (RV01, RV02, RV03, RV06, RV07)	72
TVL® SVC (SV01, SV02, SV03)	72
TVL® -ADX (1559)	70

Pulse Generators

AddVent® (2060)	96
Affinity® DC (5230)	88
Affinity® DR (5330, 5331)	88
Affinity® SR (5130, 5131)	109
Affinity® VDR (5430)	89
Entity® DC (5226)	87
Entity® DR (5326)	87
Identity® ADx DR (5380)	78
Identity® ADx XL DR (5386)	79
Identity® ADx XL DC (5286)	79
Identity® (5370)	83
Identity® XL (5376)	84
Identity® SR (5172)	105
Identity® ADx SR (5180)	103
Integrity® ADx DR (5360)	80
Integrity® ADx DR (5366)	81
Integrity® AFx DR (5342, 5346)	86
Integrity® μ DR (5336)	85
Integrity® SR (5142)	108
Integrity® ADx SR (5160)	106
Integrity® μ SR (5136)	107
Meta™ DDDR (1256D)	90
Meta™ DDDR (1256)	91
Microny® (2425T, 2525T, 2535K)	110
Paragon™ (2010, 2011, 2012)	95
Paragon™ II (2016)	94
Paragon™ III (2304, 2314, 2315)	94
Phoenix® II (2005, 2008, 2009)	115
Phoenix® III (2204, 2205)	114
Regency® SC+ (2400L, 2402L)	110
Solus® (2002, 2003)	114
Solus® II (2006, 2007)	113
Synchrony® II (2022, 2023)	96
Synchrony® III (2028, 2029)	95
Tempo® D (2902)	90
Tempo® DR (2102)	90
Tempo® V (1102)	111
Tempo® VR (1902)	111
Trilogy® DC+ (2318)	92
Trilogy® DR+ (2360, 2364)	93
Trilogy® SR (2250)	113
Trilogy® SR+ (2260, 2264)	112
Verity® ADx XL DR (5356)	82
Verity® ADx XL DR M/S (5357M/S)	82
Verity® ADx XL DC (5256)	82
Verity® ADx XL SR (5156)	104
Verity® ADx XL SR M/S (5157M/S)	104
Verity® ADx XL SC (5056)	104
Victory® DR (5810)	76
Victory® XL DR (5816)	77
Victory® SR (5610)	102

Pacing Leads	Pg
ACE (1015M, 1025M)	129
ACE (1026T)	130
Fast-Pass® (1018T, 1028T)	125
Fast-Pass® (1007)	128
IsoFlex® P (1644T, 1648T)	125
IsoFlex® S (1642T, 1646T)	126
Passive Plus® (1135K, 1143K, 1145K, 1235K, 1243K, 1245K)	128
Passive Plus® (1136T, 1142T, 1146T, 1222T, 1226T, 1236T, 1242T, 1246T)	126
Passive Plus® DX (1343K, 1345K)	128
Passive Plus® DX (1336T, 1342T, 1346T)	126
Permathane® ACE (1036T, 1038T)	127
Permathane® ACE (1035M)	129
Tendril® (1788T)	122
Tendril® (1782T)	123
Tendril® (1148, 1188T)	124
Tendril® (1188K)	127
Tendril® DX (1388K)	127
Tendril® DX (1388T, 1388TC)	124
Tendril® SDX (1688T)	123
Tendril® SDX (1488T, 1488TC)	124
Tendril® ST Optim™ (1888T)	122



**Cardiac Rhythm
Management Division**
15900 Valley View Court
Sylmar, CA 91342 USA
888 SJM-CRMD
818 362-6822
818 362-7182 Fax

www.sjm.com
60036990_REV_A

St. Jude Medical AB
Veddestavägen 19
SE-175 84 Järfälla5
SWEDEN
+ 46 8 474 4000
+ 46 8 760 9542 Fax

Ordering No. **F0068** Printed in USA 10071.5
CAUTION: FEDERAL LAW (USA) RESTRICTS THIS DEVICE TO SALE, DISTRIBUTION
AND USE BY OR ON THE ORDER OF A PHYSICIAN.

Consult the User's Manual for information on indications, contraindications, warnings and precautions.
All trademarks are the property of St. Jude Medical, Inc. or one of its subsidiaries.
© 2007 St. Jude Medical Cardiac Rhythm Management Division. All rights reserved.