

# Product Performance Report

## 2023 First Edition



# Letter from Abbott

As a world leader in the development of state-of-the-art technology for cardiac rhythm management devices, Abbott continuously strives to partner with physicians in reducing risks and facilitating the best possible patient outcomes. We understand that our products are implanted in people whose health and well-being depend on their performance. From product design through patient follow-up, Abbott employees are dedicated to product quality and patient safety.

In keeping with this commitment, we publish the Product Performance Report (PPR) semi-annually to ensure that the healthcare community and the patients it serves are informed about the performance of our cardiac devices, which include, implantable cardioverter defibrillators (ICDs), implantable pacemakers, and implantable pacing and defibrillation leads. Abbott recognizes that such performance data must be transparent and consistent.

In order to meet these goals we continue our commitment to the reporting methods described in the 2009 AdvaMed document “Industry Guidance for Uniform Reporting of Clinical Performance of Cardiac Rhythm Management Pulse Generators and Leads”, which set standards for lead and pulse generator performance reporting. Determined to provide the highest level of transparency, Abbott goes beyond the AdvaMed recommendations by identifying the root cause of each ICM, ICD, and pacemaker malfunction and providing subcategories of lead malfunctions.

Continuing within this edition of the PPR and consistent with previously published editions, Abbott reports on data from actively monitored studies. Post-Approval Studies are standard practice for Abbott, providing a rich source of actively collected and continuously monitored reliability and performance data for cardiac rhythm management products. This PPR features product performance data from several Abbott post-approval studies encompassing more than 62,000 implants from multiple product families, including leads, ICDs and pacemakers, making it the most comprehensive actively monitored product performance dataset in the industry.

As we continually strive to provide unbiased and reliable information on the performance of our products, Abbott is pleased to release the first edition of the 2023 Product Performance Report containing the latest performance information on our ICDs, pacemakers and lead systems.

Sincerely,



**Robert Blunt**

Divisional Vice President, Quality

# Table of Contents

<b>INTRODUCTION AND OVERVIEW</b>	1
<b>CARDIAC RESYNCHRONIZATION THERAPY (CRT) DEVICES</b>	
<b>CRT ICDS</b>	
Performance Data	15
Battery Longevity	52
Summary Information	54
<b>CRT PACEMAKERS</b>	
Performance Data	63
Summary Information	71
<b>LEFT-HEART LEADS</b>	
Performance Data	76
Summary Information	93
<b>IMPLANTABLE CARDIOVERTER DEFIBRILLATOR (ICD) DEVICES</b>	
<b>DUAL-CHAMBER</b>	
Performance Data	99
Battery Longevity	124
Summary Information	126
<b>SINGLE-CHAMBER</b>	
Performance Data	135
Battery Longevity	157
Summary Information	159
<b>DEFIBRILLATION LEADS</b>	
Performance Data	168
Summary Information	199

# Table of Contents

<b>PACEMAKERS</b>	
<b>DUAL-CHAMBER</b>	
Performance Data	207
Summary Information	227
<b>SINGLE-CHAMBER</b>	
Performance Data	235
Summary Information	249
<b>PACING LEADS</b>	
Performance Data	256
Summary Information	279
<b>IMPLANTABLE CARDIAC MONITORS (ICMS)</b>	
Summary Information	286
<b>FOCUS ON CLINICAL PERFORMANCE</b>	
ICD Premature Battery Depletion Advisory Update	289
Update on Riata™ Lead Performance	292
Update on Durata™ Lead Performance	296
Update on Optim™ Lead Insulation	297
<b>ADVISORIES AND SAFETY ALERTS</b>	399
<b>HEALTHCARE PROFESSIONAL COMMUNICATIONS</b>	325
<b>INDEX</b>	327
<b>INDEX OF PHASED-OUT MODELS</b>	330

## Serving Our Mission

Abbott is advancing the treatment of heart and vascular disease through breakthrough medical technologies, allowing people to restore their health and get on with their lives. We focus on improving treatment options for coronary artery disease, cardiac rhythm management, atrial fibrillation, heart failure, structural heart and peripheral artery disease. We are here for the people we serve in their pursuit of healthy lives. This has been the way of Abbott for more than a century—passionately and thoughtfully translating science into lasting contributions to health.

Toward this mission, we maintain a rigorous approach to ensuring the quality of our products. The key elements of this effort include:

- Compliance with U.S. and International quality system standards, such as the U.S. FDA Quality Systems Regulation (21 CFR Part 820) and ISO 13485 (an international standard for the Quality Management System for medical devices)
- Thorough evaluation of product design, including extensive design verification and validation, as well as product qualification testing
- Rigorous control of the design and manufacturing processes
- Inspection and qualification of externally supplied components and materials
- Timely analysis of returned products, including extensive malfunction investigation
- Extensive and frequent internal auditing
- Post market surveillance
- Continuous improvement programs
- Ensuring the highest ethical standards

We continue to be committed to answering your questions and keeping you informed. If you have any questions or concerns, please contact your Abbott Representative or Abbott Technical Services at 1-800-722-3774. Thank you for your input and continued support, allowing Abbott to positively impact the lives of thousands of patients every year.

## What's New in This Report

### UPDATE ON THE MERLIN PATIENT CARE SYSTEM AND MERLIN.NET SOFTWARE FOR LONGEVITY ESTIMATION

In June 2022, Abbott notified customers of an update to the programmer and remote care software to improve the accuracy of the predicted battery longevity in certain pacemaker families. Previous software versions had the potential to display overestimated predicted longevity, even though the pacemaker functionality, therapy delivery, and overall longevity remained normal and within specifications. Further details including patient management recommendations can be found on page 310 and also on the Product Advisories web page at [www.cardiovascular.abbott](http://www.cardiovascular.abbott)

### UPDATE ON FORTIFY™, FORTIFY ASSURA™, QUADRA ASSURA™, QUADRA ASSURA MP™, UNIFY™, UNIFY ASSURA™ AND UNIFY QUADRA™ ICD PREMATURE BATTERY DEPLETION ADVISORY

In order to provide the most up-to-date information, Abbott has included an update on the Fortify™, Fortify Assura™, Quadra Assura™, Quadra Assura MP™, Unify™, Unify Assura™ and Unify Quadra™ ICD premature battery depletion advisory (October 2016) in the Focus on Clinical Performance section (see pages 289-291). This section includes an overview on the analysis of products returned to Abbott. Additionally, for advisory models with at least 500 active devices in service, Abbott provides a separate product performance data page per model number.

### UPDATE ON RIATA™ LEAD PERFORMANCE

Since 2011, Abbott had included an update on Riata lead performance in the Focus on Clinical Performance section (see pages 288-298). This section provides the latest Riata lead externalized conductor rates from complaint and returns handling, and describes in considerable detail the rates of other types of Riata insulation abrasion failure mechanisms that Abbott has identified from returns analysis. Additionally, the final results from the Cardiac Lead Assessment Study (CLAS) were published in April 2022 in the *Heart Rhythm O2* journal, and a summary of the manuscript can be found on page 292.

### UPDATE ON DURATA™ LEAD PERFORMANCE

Durata lead performance continues to meet expectations by all measures. Our confidence in the Durata lead performance is based on combined data from three prospective, actively monitored registries that include approximately 11,000 Optim™ insulated defibrillation leads. Additionally, this section provides details on the very low rate of abrasion failures that have been identified on Optim insulated defibrillation leads. A statistical analysis of this registry data performed by PHRI, and independent, third-party has been published in December 2021 as a manuscript in the *Heart Rhythm O2 Journal* ([heartrhythmopen.com](http://heartrhythmopen.com)).

### UPDATE ON OPTIM™ LEAD INSULATION

The Abbott Optim lead insulation combines the best characteristics of two established lead insulation materials, polyurethane and silicone. This novel insulation technology imparts lubricity, strength, and abrasion resistance while still maintaining flexibility and biostability. This Product Performance Report provides an up-to-date statistical assessment of the long-term durability of Optim lead insulation on Abbott defibrillation leads (see pages 297-298).

## Customer Reported Performance Data

Product performance data derived from customer-initiated complaints and returned products is referred to as Customer Reported Performance Data. While Abbott strongly encourages the submission of any relevant complaints and product returns; this data is not proactively solicited or regularly monitored like data from the Post-Approval studies. Underreporting of events within customer reported performance data is recognized throughout our industry. Abbott is constantly improving the accuracy and utility of the data within this Product Performance Report.

### SUMMARY INFORMATION

The Customer Reported Performance Data page for each model or model group includes a table of model-specific information. Several terms from this table that are relevant to performance data calculations are defined below:

**Registered U.S. Implants** - The total number of U.S. implanted devices for which patient and device information has been provided to Abbott. This total includes devices which have been explanted or are otherwise out of service.

**Estimated Active U.S. Implants** - The total number of U.S. registered implants that have not been identified to Abbott as explanted or otherwise out of service. An adjustment is made to account for the underreporting of patient mortality. Abbott performed an analysis of the data gathered from multiple clinical studies including some Abbott sponsored studies to determine the mortality rate within the pacemaker and ICD patient population and has factored this into the estimation of the number of active U.S. implants.

**Estimated Longevity** - The estimated number of years in which a device is expected to reach its Elective Replacement Indicator (ERI), as stated in the product literature. The estimate is based on battery life approximations and empirical battery performance distributions. It is strongly affected by many factors such as programmed parameters, percentage of time paced, internal impedance, etc. For example, the 9.2 year estimated longevity of an Accent™ DR model PM2110 pacemaker is based on the mean longevity (or 50%) value in the product literature corresponding to pacing at 60 ppm, 2.5V dual-chamber output at 0.4 ms pulse width, 500 ohm lead impedance, 100% DDD pacing, and Stored EGMs On. Actual performance can vary considerably, depending on the actual programmed settings and operations.

**Normal Battery Depletion** - The condition where a returned device met its electrical specification and reached its elective replacement indicator voltage (1) with an implant duration meeting or exceeding the nominal predicted longevity at default shipped settings, or (2) with an implant duration exceeding 75% of its estimated longevity, based on longevity calculations using information from device usage and the actual device settings. The quantity of normal battery depletions reported is determined directly from laboratory analysis and does not represent any adjustment to account for underreporting.

# Introduction and Overview

## **SURVIVAL CALCULATION GENERAL METHODS**

For ICDs, pacemakers, ICMs, and leads, we compile cumulative survival data based on the actuarial (or life-table) method of survival analysis, consistent with ISO 5841-2:2014(E) “Reporting of Clinical Performance of Populations of Pulse Generators and Leads” and the 2009 AdvaMed document “Industry Guidance for Uniform Reporting of Clinical Performance of Cardiac Rhythm Management Pulse Generators and Leads”. Product performance is plotted over a maximum range of 20 years, with a minimum of 500 registered implants required for inclusion in the report, and a minimum sample size for each reported time period of 200 devices. “Survival” refers to the proper function of the device, not the survival of the patient, and is intended to illustrate the calculated probability of device survival at a given point in time. A survival probability of 99% at five years, for example, indicates that at five years after implant, the system has a 1% risk of incurring a malfunction and/or normal battery depletion. All domestically implanted devices within each model family are included in the calculations.

With the large size of the U.S. data pool, and the same products are generally used both in the U.S. and internationally, we consider the data in this report to accurately represent each device’s performance, regardless of where in the world it was implanted.

The ISO 5841-2:2014(E) “Reporting of Clinical Performance of Populations of Pulse Generators and Leads” was revised in August 2014. The revision clarified survivor definitions and reporting methods, further standardizing product performance reporting across the cardiac rhythm management implantable device and lead manufacturers.

This revision of the ISO standard specifically excludes lead malfunctions confirmed through returned product analysis which were received with no accompanying complaint from the survival probability calculations. However, to provide the highest level of transparency, Abbott continues to include malfunctions not associated with a complaint in the survival probability calculations and in the tabular display of laboratory-confirmed malfunctions.

## **ICD, PACEMAKER, AND ICM SURVIVAL ANALYSIS**

The data used for the analysis of ICDs, pacemakers, and ICMs includes up-to-date device registration information and the laboratory analysis of all domestically implanted devices returned to Abbott. The analysis measures device performance to specification, and does not reflect medical complications, such as infection, erosion, muscle stimulation or inhibition, or units implanted for fewer than 24 hours.

In accordance with ISO 5841-2:2014(E), the survival calculations for ICDs and pacemakers are adjusted to reduce the bias caused by underreporting of malfunctions and normal battery depletions. Abbott compared the malfunctions and normal battery depletion rates calculated from our actively monitored populations to the rates calculated from our passively monitored populations and have adjusted the survival calculations accordingly.

Survival data are presented in a single table and graph. The survival data is separated into “Including Normal Battery Depletion” and “Excluding Normal Battery Depletion” categories. The “Including Normal Battery Depletion” data reflects the frequency of device removal due to normal battery depletion and malfunction of any type. The “Excluding Normal Battery Depletion” category reflects the frequency of device removal due to malfunctions only.



# Introduction and Overview

## ICD, PACEMAKER, AND ICM MALFUNCTION REPORTING

The quantity and rate of malfunctions recorded for each ICD, pacemaker, and ICM model are presented in a tabular format on both the Customer Reported Performance Data and Actively Monitored Study Data pages. The root cause of all laboratory-confirmed malfunctions is classified into one of eight categories: Electrical Component, Electrical Interconnect, Battery, High Voltage Capacitor (ICDs and CRT-Ds only), Software/Firmware, Mechanical, Possible Early Battery Depletion, or Other. Note that in the rare cases where multiple malfunctions are identified in a single device, a single malfunction category will be selected with priority given in the order of the list above. Consistent with previous performance reports, ICD and Pacemaker malfunctions are further classified as with or without compromised therapy.

ISO 5841-2 (E) was revised in August 2014. This version of the standard (ISO 5841-2:2014 (E)) modified the definitions of device malfunctions with compromised therapy and device malfunctions without compromised therapy from the previous version of the standard (ISO 5841-2:2000 (E)). In Product Performance Reports (PPRs) published prior to July 2021, Abbott used the definitions of these terms included in ISO 5841-2:2000 (E). Beginning with the July 2021 PPR, Abbott is using the revised definitions in ISO 5841-2:2014 (E) to classify device malfunctions. Abbott maintains its commitment to provide the highest level of transparency in reporting.

### Malfunction Definitions

**Malfunction** - failure of a device to meet its performance specifications or otherwise perform as intended.

**Malfunction with Compromised Therapy** - device malfunction causing compromised pacing or defibrillation therapy (including complete loss or partial degradation) while implanted and in service.

**Malfunction without Compromised Therapy** - Pulse generator malfunction that did not compromise pacing or defibrillation therapy while implanted and in service.

Note: Therapy is not compromised as long as the critical patient-protective pacing and defibrillation therapies are available. This includes changes in device settings that occur as intended by the design and do not result in loss of critical patient protective therapies but are the reported reasons for explant. Examples include (but are not limited to): reversion to a designed "safe mode", "backup mode", "power-on reset" or other manufacturer specific terminology, error-affecting diagnostic functions, telemetry function, data storage, malfunction of a component that causes battery to lose power quickly enough to cause premature battery depletion, but slowly enough that the condition is detected through normal follow-up before therapy is lost; mechanical problems with connector header that do not affect therapy.

### Malfunction Root Cause Category Definitions

**Electrical Component** - Findings linked to electrical components such as integrated circuits, resistors, low voltage capacitors, diodes, etc. Does not include high voltage capacitors or batteries as those are separately listed.

**Electrical Interconnect** - Findings linked to the connections between electrical components such as wires, solder joints, wire bonds, feedthroughs, etc.

**Battery** - Findings linked to the battery and its components.

**High Voltage Capacitor** - Findings linked to the high voltage capacitor and its components.

# Introduction and Overview

**Software/Firmware** - Findings linked to software or firmware function.

**Mechanical** - Findings linked to mechanical components such as headers, setscrews, fluid seals, internal supports, the hermetic case, etc.

**Possible Early Battery Depletion** - Findings where the actual reported implant time is less than 75% of the expected longevity calculated using the available device setting information and no root cause was able to be identified. Additionally, in the absence of a specific root cause finding, returned devices with insufficient device setting information to determine conclusively if battery depletion was normal or premature are conservatively classified as Possible Early Battery Depletion malfunctions.

**Other** - Findings linked to other components such as packaging and accessories, and findings where analysis is inconclusive, as well as other complications not included above.

## LEADS SURVIVAL ANALYSIS

Implanted cardiac leads are subjected to constant, complex flexural and torsional forces, interactions with other leads and/or the pulse generator device, plus other forces associated with cardiac contractions, patient physical activity, posture, and anatomy. Therefore, the functional lifetime of cardiac leads is limited and cannot be predicted with a high degree of confidence. Understanding these limitations, survival estimates are provided for all leads included in this report.

The data used for the survival analysis of leads includes up-to-date lead registration information, chronic complications (>30 days) reported by the field, and the laboratory analysis of all domestically implanted leads returned to Abbott. Complaints reported within 30 days of implant (acute observations), are considered to be related to factors other than lead malfunction, such as patient specific characteristics or implant technique, and are therefore excluded from the survival calculations, consistent with industry practice. If there is laboratory data that determines the lead to have exhibited a malfunction, and the lead is known to have been implanted for more than 24 hours, the lead is counted as a non-survivor. If a lead is the subject of a complaint report, and was implanted for more than 30 days (chronic complication), then the lead is counted as a non-survivor. These criteria are also followed for partial lead returns. This method for non-returned complications is used to ensure a conservative failure estimate for lead performance. Chronic complications commonly associated with non-returned leads and partial lead returns include, but are not limited to, reports of sensing, pacing, and capture anomalies, perforation, and dislodgement.

# Introduction and Overview

## LEADS OBSERVATION AND COMPLICATION REPORTING

Reporting for recently released lead models provides detail on specific chronic complications (more than 30 days implant), as well as acute observations (post implant to 30 days), that are reported to Abbott as complaints. Each complication and observation is categorized into one of the eleven categories below, irrespective of whether the lead has been returned for analysis. The quantity and rate of each complication and observation type is provided in a tabular format on the Customer Reported Performance Data page. Note that in the rare cases where multiple complaints are identified for a single lead, a single category will be selected with priority given in the order of the list below.

**Cardiac Perforation** - Penetration of the lead tip through the myocardium, clinically suspected and confirmed by chest x-ray, fluoroscopy, echocardiogram, or visual observation, which results in clinical symptoms, typically degradation of pacing/ICD lead electrical performance (high thresholds), chest pain, or tamponade.

**Conductor Fracture** - A mechanical break within a lead conductor (includes connectors, coils, cables and/or electrodes) observed visually, electrically, or radiographically.

**Lead Dislodgement** - Radiographic, electrical or electrocardiographic evidence of electrode displacement from the original implant site or electrode displacement that adversely affects pacing and/or lead performance.

**Failure to Capture** - Intermittent or complete failure to achieve cardiac stimulation (atrial or ventricular) at programmed output delivered outside of the cardiac refractory period. A sudden and significant increase in the pacing threshold value (elevated thresholds compared to previous measured value) at which 2:1 safety margin can no longer be achieved.

**Oversensing** - Misinterpretation of cardiac or non-cardiac events as cardiac depolarization, e.g. T-waves, skeletal muscle potentials, and extracardiac electromagnetic interference (EMI).

**Failure to Sense (undersensing)** - Intermittent or complete loss of sensing or failure to detect intended intrinsic cardiac signals (atrial or ventricular) during non-refractory periods at programmed sensitivity settings.

**Insulation Breach** - A disruption or break in lead insulation observed visually, electrically, or radiographically.

**Abnormal Pacing Impedance** - Pacing impedance is typically considered abnormal if a measurement is  $< 200 \Omega$  or  $> 2000 \Omega$  (based on lead model and measurement range of the device).

**Abnormal Defibrillation Impedance** - Defibrillation impedance is typically considered abnormal if a measurement is  $< 20 \Omega$  or  $> 200 \Omega$  (based on lead model and measurement range of the device).

**Extracardiac Stimulation** - Clinical observation of inadvertent nerve/muscle stimulation other than cardiac muscle.

**Other** - Specific proprietary lead mechanical attributes such as lead incorporated sensors, connectors or seal rings which affect a lead's ability to perform as designed or remain in service, as well as other complications not included above.

# Introduction and Overview

## LEADS MALFUNCTION REPORTING

As a supplement to the survival estimates, the categorization of lead malfunctions emphasizes the root cause of malfunction rather than a functional longevity prediction. In accordance with AdvaMed guidelines, laboratory analysis results of returned leads are categorized into one of the following five categories of malfunctions. The quantity and rate of each malfunction type is provided in a tabular format on the Customer Reported Performance Data and the Actively Monitored Study Data pages. Note that in the rare cases where multiple malfunctions are identified in a single lead, a single malfunction category will be selected with priority given in the order of the list below. The definition for each malfunction type is provided below:

**Conductor Fracture** - Conductor break with complete or intermittent loss of continuity that could interrupt current flow. This type of malfunction includes any conductor fracture such as those associated with flex-fatigue or clavicular crush damage.

In an effort to further increase customer understanding of Abbott defibrillation and left-heart lead performance, subcategories of conductor fracture are also provided. The definitions of these subcategories are provided below:

**Clavicular Crush** - Conductor fracture due to strong compression and bending at the approximation of the first rib and clavicle.

**In the Pocket** - Conductor fracture not within the vascular or cardiac systems, typically within the subcutaneous pocket or associated with the suture sleeve, excluding the mechanism of clavicular crush.

**Intravascular** - Conductor fracture within the vascular or cardiac systems.

**Insulation Breach** - Any lead insulation breach, such as: 1) proximal abrasion associated with lead-to-lead or lead-to-can contact in the pocket, 2) mid-lead insulation damage caused by clavicular crush or insulation wear in the region of vein insertion, 3) distal abrasion due to lead-to-lead interactions or contact with anatomic structures, and 4) externalized conductors in the distal region.

Subcategories of insulation breach for defibrillation and left-heart leads are also provided. The definitions of these subcategories are provided below:

**Lead-to-Can Contact** - Direct contact between the lead and the can (i.e. pacemaker, ICD, or CRT-D) combined with repetitive skeletal movement caused abrasion that resulted in a full thickness outer insulation breach.

**Lead-to-Lead Contact** - Repetitive contact between two leads caused abrasion that resulted in a full thickness outer insulation breach.

**Clavicular Crush** - Damage due to strong compression between the first rib and clavicle resulted in a full thickness outer insulation breach.

# Introduction and Overview

**Externalized Conductors** - Abrasion resulted in an outer insulation breach within the vascular or cardiac systems allowing the normally contained conductors to become visible outside the lead body. Externalized conductors were described in our December 2010 and November 2011 communications regarding insulation abrasion failures on silicone Riata™ and Riata™ ST lead families (summary on pages 319-320) and in our April 2012 communication regarding insulation abrasion failures on QuickSite™ and QuickFlex™ lead families. Additional information regarding externalized conductors on Riata™ and Riata™ ST leads can be found at <https://www.cardiovascular.abbott/us/en/hcp/product-advisories/riata.html>.

**Other (Insulation Breach)** - Insulation breaches that resulted from a failure mode not represented by the other four categories. This includes a variety of failure modes, such as damage at the suture sleeve and contact with patient anatomy. Also includes insulation breaches for which analysis was unable to isolate a specific cause.

**Crimps, Welds and Bonds** - Any interruption in the conductor or lead body associated with a point of connection.

**Other** - Includes specific proprietary lead mechanical attributes, such as lead incorporated sensors, connectors, and seal rings, as well as other analysis results not included in the alternate categories.

**Extrinsic Factors** - The lead was implanted greater than 30 days, removed from service with an associated complaint and returned for analysis, however analysis was inconclusive because (1) only portions of the lead were available, or (2) the returned lead was damaged by the explantation process, or (3) lab analysis could not determine an out of specification condition (typically with complaints such as dislodgements, perforations, or failure to capture).

## Actively Monitored Study Data

### SUMMARY INFORMATION

Since 2007 the Product Performance Report has included data from the St. Jude Medical Product Longevity and Performance Registry (SCORE). This comprehensive study provided monitored performance data on pacemakers, ICDs, and leads. With product-specific, post-market registries being standard practice, Abbott complemented the SCORE registry with data from the SJ4 Post-Approval Study, the QuickFlex™  $\mu$  Lead Post-Approval Study, the Quadripolar CRT-D Post-Approval Study, and the OPTIMUM registry. These actively monitored study data sets represent >62,000 implanted devices, and provide a very powerful source of product performance information which complements the data collected from Customer Reported Performance Data. Actively monitored study data is not susceptible to underreporting and provides the most accurate understanding of product performance. The sites participating in these studies individually provided data on the performance of Abbott cardiac rhythm management products using common definitions and criteria. In addition, each of these sites were regularly audited by Abbott personnel to ensure comprehensive reporting. All five studies are now closed per protocol and the enrolled devices and leads continue to be monitored according to the ISO 5841-2:2014(E) standard.

# Introduction and Overview

	STUDY DESCRIPTION	STUDY INITIATED	# SITES	# PATIENTS	PRODUCT TYPES/FAMILIES
<b>SCORE</b> (ST. JUDE MEDICAL PRODUCT LONGEVITY AND PERFORMANCE REGISTRY)	Prospective, actively monitored, multicenter registry to evaluate the long-term performance of Abbott market-released cardiac rhythm management products.	September 2007	80	11,247	Pacemakers, ICDs, CRT-Ds, Leads (all types)
<b>SJ4</b> POST-APPROVAL STUDY	Prospective, actively monitored, multicenter study to evaluate the acute and chronic performance of the Abbott SJ4/DF4 connector and SJ4/DF4 defibrillation leads.	June 2009	58	1,701	ICDs, CRT-Ds, Leads (all types)
<b>QUICKFLEX™ μ</b> POST-APPROVAL STUDY	Prospective, actively monitored, multicenter study to evaluate the acute and chronic performance of the Abbott QuickFlex™ μ 1258T left ventricular leads.	September 2010	76	1,930	CRT-Ds, Leads (all types)
<b>QUADRIPOlar CRT-D</b> POST-APPROVAL STUDY	Prospective, actively monitored, multicenter study to evaluate the acute and chronic performance of the Abbott Quadripolar CRT-D system.	February 2012	71	1,970	Unify Quadra™ and Quadra Assura™ CRT-Ds, Leads (all types)
<b>OPTIMUM REGISTRY</b>	Prospective, actively monitored, multicenter registry to evaluate the long-term performance of market-released Abbott leads with Optim™ insulation material.	August 2006	241	14,120	Leads (any model with Optim™ Insulation)

# Introduction and Overview

The models included in the actively monitored data set are listed below:

## ICDS

Current™ + DR (Model CD2211-36)  
Current™ + DR (Model CD2211-36Q)  
Current™ + VR (Model CD1211-36Q)  
Current™ DR RF (Model 2207-36)  
Current™ VR RF (Model 1207-36)  
Fortify™ DR (Model CD2231-40)  
Fortify™ DR (Model CD2231-40Q)  
Fortify™ VR (Model CD1231-40Q)  
Promote™ + CRT-D (Model CD3211-36)  
Promote™ + CRT-D (Model CD3211-36Q)  
Promote™ RF CRT-D (Model 3207-36)  
Quadra Assura™ CRT-D (Model CD3265-40)  
Quadra Assura™ CRT-D (Model CD3265-40Q)  
Quadra Assura™ CRT-D (Model CD3365-40Q)  
Quadra Assura MP™ CRT-D (Model CD3369-40Q)  
Unify Assura™ CRT-D (Model CD3357-40C)  
Unify Assura™ CRT-D (Model CD3357-40Q)  
Unify Quadra™ CRT-D (Model CD3249-40)  
Unify Quadra™ CRT-D (Model CD3249-40Q)  
Unify™ CRT-D (Model CD3231-40)  
Unify™ CRT-D (Model CD3231-40Q)

## DEFIBRILLATION LEADS

Durata™ (Model 7122)  
Durata™ (Models 7120/7121)  
Durata™ DF4 (Model 7122Q)  
Durata™ DF4 (Models 7120Q/7121Q)  
Durata™ DF4 (Models 7170Q/7171Q)  
Riata™ (Models 1580/1581)  
Riata™ ST (Models 7000/7001)  
Riata™ ST Optim™ (Models 7020/7021)  
Riata™ ST Optim™ (Models 7070/7071)

## CRT LEADS

Quartet™ (Model 1458Q)  
QuickFlex™ (Model 1156T)  
QuickFlex™ XL (Model 1158T)  
QuickFlex™  $\mu$  (Model 1258T)  
QuickSite™ (Model 1056T)  
QuickSite™ XL (Model 1058T)

## PACEMAKERS

Accent™ DR (Model PM2110)  
Accent™ DR RF (Model PM2210)  
Accent™ SR RF (Model PM1210)  
Anthem™ RF CRT-P (Model PM3210)  
Identity ADx™ XL DR (Model 5386)  
Victory™ XL DR (Model 5816)  
Zephyr™ DR (Model 5820)  
Zephyr™ XL DR (Model 5826)  
Zephyr™ XL SR (Model 5626)

## PACING LEADS

IsoFlex™ Optim™ (Model 1944)  
IsoFlex™ Optim™ (Model 1948)  
IsoFlex™ S (Model 1646)  
OptiSense™ (Model 1699)  
OptiSense™ (Model 1999)  
Tendril™ (Model 1782)  
Tendril™ (Model 1788)  
Tendril™ SDX (Model 1688)  
Tendril™ ST Optim™ (Model 1882)  
Tendril™ ST Optim™ (Model 1888)  
Tendril™ STS (Model 2088)

# Introduction and Overview

## QUALIFYING COMPLICATIONS

When abnormal performance was suspected of an actively monitored study device, the related clinical event and any resulting clinical action were reported to Abbott. A Qualifying Complication was defined to have occurred if the report identified one of the following Clinical Events that resulted in one of the following Clinical Actions. Any Clinical Event without a related Clinical Action was not considered a Qualifying Complication.

### QUALIFYING CLINICAL EVENTS

- Abnormal Defibrillation Impedance
- Abnormal Pacing Impedance
- Cardiac Perforation
- Conductor Fracture
- Extracardiac Stimulation
- Failure to Capture
- Failure to Sense
- Inappropriate Shock
- Insulation Breach
- Lead Dislodgement
- Loss of Telemetry
- Oversensing
- Pericardial Effusion
- Premature Battery Depletion
- Skin Erosion

### QUALIFYING CLINICAL ACTION

- Generator Pacing Mode Changed
- Lead Electrically Abandoned/Capped
- Lead/Generator Explanted
- Lead/Generator Replaced
- Lead Polarity Changed
- Lead Surgically Abandoned/Capped
- Lead Surgically Repositioned



# Introduction and Overview

## **SURVIVAL CALCULATION METHODS**

Survival calculations for actively monitored studies were made in a manner consistent with the ISO 5841-2:2014(E) method used for Customer Reported Performance Data. A minimum of 100 devices were required to have been enrolled, with the latest interval to be reported having a minimum of 50 devices which have been followed for at least six months. Any device with a Qualifying Complication was defined as a non-survivor. Consistent with industry practice, Qualifying Complications for leads were included in the survival calculations for events with an implant duration greater than 30 days. For pacemakers and ICDs, Qualifying Complications were included in the survival calculations for events with an implant duration more than 24 hours. Medical complications unrelated to device performance were not considered as Qualified Complications. Devices included in the actively monitored studies were excluded from the Customer Reported Performance Data throughout the duration of the study. Certain devices and leads, including any which transferred from Customer Reported Performance Data into Actively Monitored Study Data were subsequently excluded from the Customer Reported Performance Data and subject to these Survival Calculation methods. Actively monitored study performance data includes both advisory and non-advisory devices.

## **MALFUNCTION REPORTING**

The Actively Monitored Study Data page contains a table of all device malfunctions. The type, quantity, and rate of all laboratory-confirmed malfunctions are listed using the same categories reported in Customer Reported Performance Data. The malfunction data is not utilized in the actively monitored study survival calculations, but does provide important supplementary information about product performance and reliability.

## Medical Advisory Board Review

Abbott has an established and independent Medical Advisory Board (MAB) focused on cardiac rhythm management systems, including pulse generators and leads. One of the important tasks assigned to the MAB is the review of the performance data contained in this report prior to its release and publication on a semi-annual basis. MAB members and their location of practice include:

Dr. Anne Curtis, Buffalo, New York

Dr. Roger Freedman, Salt Lake City, Utah

Dr. Christoph Geller, Bad Berka, Germany

Dr. Thomas Mattioni, Paradise Valley, Arizona

Dr. Raymond Schaerf, Los Angeles, California

Dr. Bruce Wilkoff, Cleveland, Ohio

## Returning Devices to Abbott

To maintain the continued accuracy of our performance reporting, Abbott strongly encourages physicians to notify our Patient Records department (800-550-1648) each time a device is removed from service for any reason. Additionally, all explanted products are requested to be returned to Abbott for laboratory evaluation whether or not a malfunction is suspected. To facilitate the return of explanted devices, Abbott offers a no-cost Returned Products Kit comprised of a postage paid explant box with a shipping address label, a removed device information form, a biohazard bag, and biohazard labels to seal the explant box. This kit, #N0004, can be ordered free of charge by contacting Abbott Customer Service (800-681-9293).

## Contact Us

The Abbott team is always ready to respond to questions, comments or suggestions as well as receive product performance feedback. You can reach us by phone at 651-756-2000, on the web at [www.abbott.com](http://www.abbott.com), or by contacting your local Abbott representative.

# Cardiac Resynchronization Therapy (CRT) ICDs

# Cardiac Resynchronization Therapy (CRT) ICDs

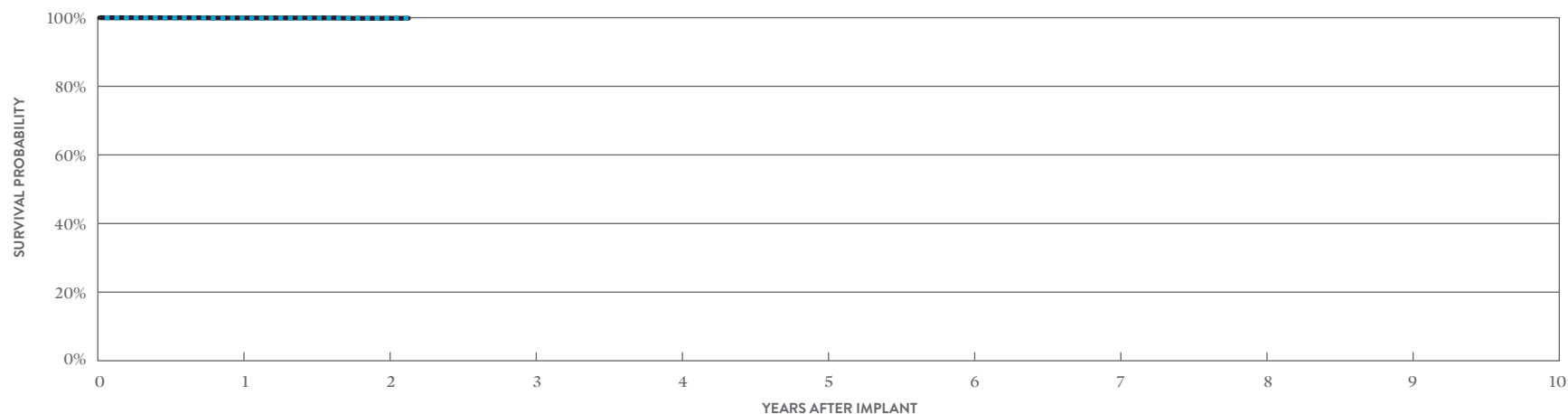
## CUSTOMER REPORTED PERFORMANCE DATA

### Gallant™ HF CRT-D

#### MODEL CDHFA500Q\*

US Regulatory Approval	July 2020
Registered US Implants	22,111
Estimated Active US Implants	19,679
Estimated Longevity	(see table on page 53)
Normal Battery Depletion	1
Max. Delivered Energy	40 joules
Number of US Advisories	None

	MALFUNCTIONS W/ COMPROMISED THERAPY		MALFUNCTIONS W/O COMPROMISED THERAPY	
	QTY	RATE	QTY	RATE
Electrical Component	0	0.00%	3	0.01%
Electrical Interconnect	0	0.00%	0	0.00%
Battery	0	0.00%	0	0.00%
High Voltage Capacitor	0	0.00%	1	<0.01%
Software/Firmware	0	0.00%	0	0.00%
Mechanical	0	0.00%	0	0.00%
Possible Early Battery Depletion	0	0.00%	0	0.00%
Other	1	<0.01%	1	<0.01%
<b>Total</b>	<b>1</b>	<b>&lt;0.01%</b>	<b>5</b>	<b>0.02%</b>



#### INCLUDING NORMAL BATTERY DEPLETION

YEAR	1	2	AT 26 MONTHS
SURVIVAL PROBABILITY	99.91%	99.82%	99.82%
± 1 STANDARD ERROR	0.03%	0.07%	0.07%
SAMPLE SIZE	15,390	4,640	360

#### EXCLUDING NORMAL BATTERY DEPLETION

YEAR	1	2	AT 26 MONTHS
SURVIVAL PROBABILITY	99.92%	99.83%	99.83%
± 1 STANDARD ERROR	0.02%	0.07%	0.07%

\*DF4-LLHH connector type.

# Cardiac Resynchronization Therapy (CRT) ICDs

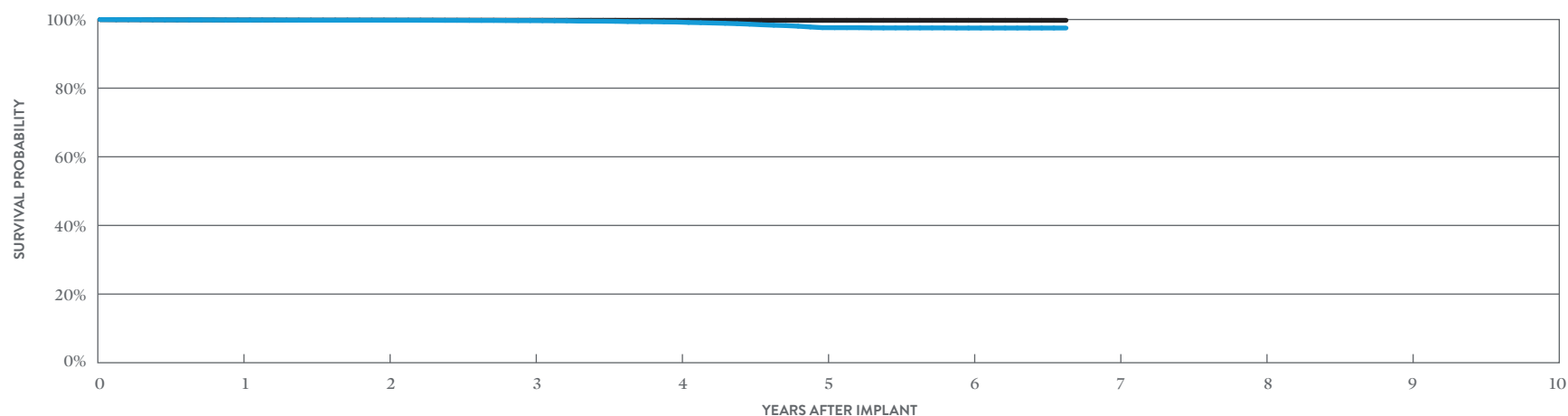
## CUSTOMER REPORTED PERFORMANCE DATA

### Quadra Assura MP™ CRT-D

#### MODEL CD3369-40Q\*

US Regulatory Approval	February 2016
Registered US Implants	74,962
Estimated Active US Implants	50,784
Estimated Longevity	(see table on page 53)
Normal Battery Depletion	208
Max. Delivered Energy	40 joules
Number of US Advisories (see pg. 301)	One

	MALFUNCTIONS W/ COMPROMISED THERAPY		MALFUNCTIONS W/O COMPROMISED THERAPY	
	QTY	RATE	QTY	RATE
Electrical Component	7	<0.01%	17	0.02%
Electrical Interconnect	9	0.01%	1	<0.01%
Battery	0	0.00%	1	<0.01%
High Voltage Capacitor	0	0.00%	2	<0.01%
Software/Firmware	0	0.00%	0	0.00%
Mechanical	1	<0.01%	5	<0.01%
Possible Early Battery Depletion	0	0.00%	2	<0.01%
Other	4	<0.01%	13	0.02%
<b>Total</b>	<b>21</b>	<b>0.03%</b>	<b>41</b>	<b>0.05%</b>



#### INCLUDING NORMAL BATTERY DEPLETION

YEAR	1	2	3	4	5	6	AT 80 MONTHS
SURVIVAL PROBABILITY	99.84%	99.79%	99.68%	99.26%	97.62%	97.52%	97.52%
± 1 STANDARD ERROR	0.01%	0.02%	0.02%	0.04%	0.09%	0.10%	0.10%
SAMPLE SIZE	69,470	58,720	46,360	32,790	20,810	10,330	500

#### EXCLUDING NORMAL BATTERY DEPLETION

YEAR	1	2	3	4	5	6	AT 80 MONTHS
SURVIVAL PROBABILITY	99.85%	99.81%	99.78%	99.76%	99.76%	99.76%	99.76%
± 1 STANDARD ERROR	0.01%	0.02%	0.02%	0.02%	0.02%	0.02%	0.02%

\*DF4-LLHH connector type.

# Cardiac Resynchronization Therapy (CRT) ICDs

## ACTIVELY MONITORED STUDY DATA

### Quadra Assura MP™ CRT-D

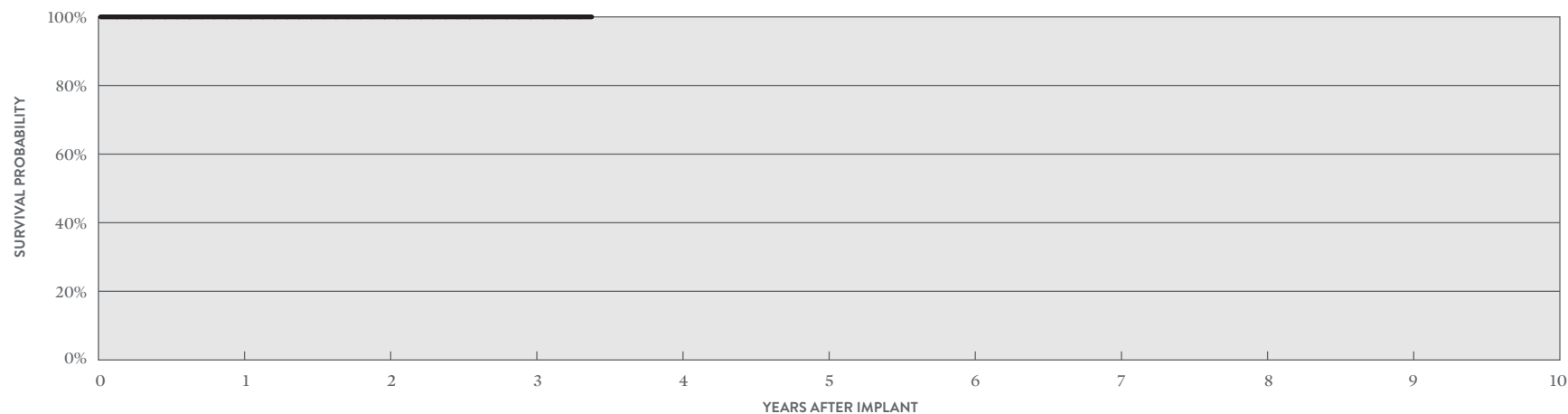
#### MODEL CD3369-40Q\*

US Regulatory Approval	February 2016
Number of Devices Enrolled in Study	117
Active Devices Enrolled in Study	0
Cumulative Months of Follow-up	3,575
Estimated Longevity	(see table on page 53)
Max. Delivered Energy	40 joules

#### QUALIFYING COMPLICATIONS

None Reported

	MALFUNCTIONS W/ COMPROMISED THERAPY		MALFUNCTIONS W/O COMPROMISED THERAPY	
	QTY	RATE	QTY	RATE
Electrical Component	0	0.00%	0	0.00%
Electrical Interconnect	0	0.00%	0	0.00%
Battery	0	0.00%	0	0.00%
High Voltage Capacitor	0	0.00%	0	0.00%
Software/Firmware	0	0.00%	0	0.00%
Mechanical	0	0.00%	0	0.00%
Possible Early Battery Depletion	0	0.00%	0	0.00%
Other	0	0.00%	0	0.00%
<b>Total</b>	<b>0</b>	<b>0.00%</b>	<b>0</b>	<b>0.00%</b>



#### ACTIVELY MONITORED STUDY DATA

YEAR	1	2	3	AT 41 MONTHS
SURVIVAL PROBABILITY	100.00%	100.00%	100.00%	100.00%
± 1 STANDARD ERROR	0.00%	0.00%	0.00%	0.00%
SAMPLE SIZE	110	90	70	50

\*DF4-LLHH connector type.

# Cardiac Resynchronization Therapy (CRT) ICDs

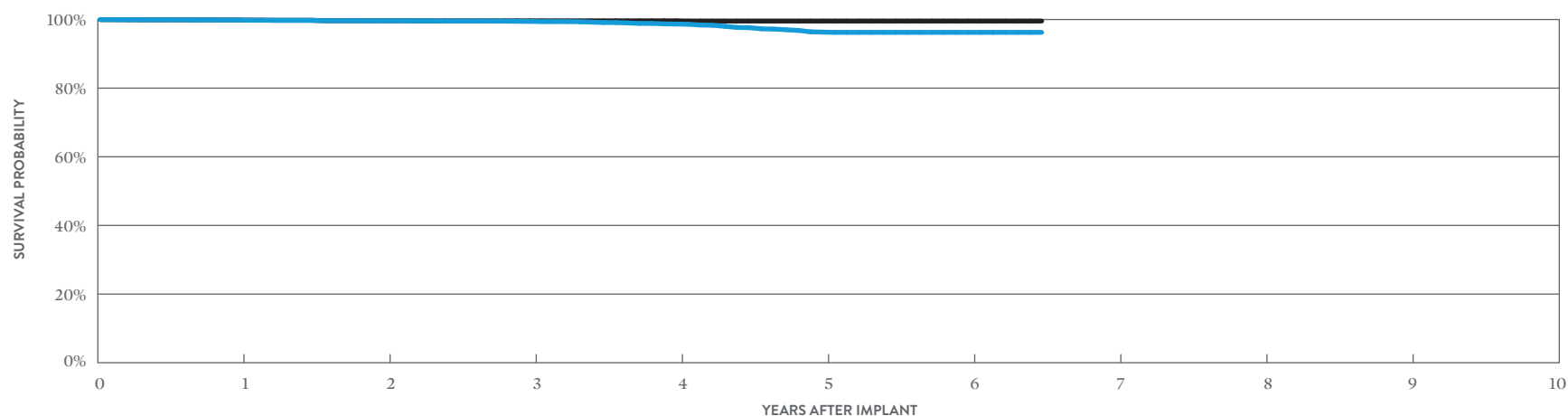
## CUSTOMER REPORTED PERFORMANCE DATA

### Quadra Assura MP™ CRT-D

#### MODEL CD3369-40C\*

US Regulatory Approval	February 2016
Registered US Implants	10,410
Estimated Active US Implants	7,039
Estimated Longevity	(see table on page 53)
Normal Battery Depletion	46
Max. Delivered Energy	40 joules
Number of US Advisories (see pg. 301)	One

	MALFUNCTIONS W/ COMPROMISED THERAPY		MALFUNCTIONS W/O COMPROMISED THERAPY	
	QTY	RATE	QTY	RATE
Electrical Component	2	0.02%	1	<0.01%
Electrical Interconnect	2	0.02%	0	0.00%
Battery	0	0.00%	0	0.00%
High Voltage Capacitor	1	<0.01%	1	<0.01%
Software/Firmware	0	0.00%	0	0.00%
Mechanical	0	0.00%	2	0.02%
Possible Early Battery Depletion	0	0.00%	2	0.02%
Other	1	<0.01%	3	0.03%
<b>Total</b>	<b>6</b>	<b>0.06%</b>	<b>9</b>	<b>0.09%</b>



#### INCLUDING NORMAL BATTERY DEPLETION

YEAR	1	2	3	4	5	6	AT 78 MONTHS
SURVIVAL PROBABILITY	99.85%	99.62%	99.44%	98.68%	96.33%	96.25%	96.25%
± 1 STANDARD ERROR	0.04%	0.07%	0.09%	0.16%	0.32%	0.33%	0.33%
SAMPLE SIZE	9,260	7,250	5,640	4,200	2,860	1,530	200

#### EXCLUDING NORMAL BATTERY DEPLETION

YEAR	1	2	3	4	5	6	AT 78 MONTHS
SURVIVAL PROBABILITY	99.87%	99.64%	99.61%	99.61%	99.55%	99.55%	99.55%
± 1 STANDARD ERROR	0.04%	0.07%	0.07%	0.07%	0.08%	0.08%	0.08%

\*Parylene coating.

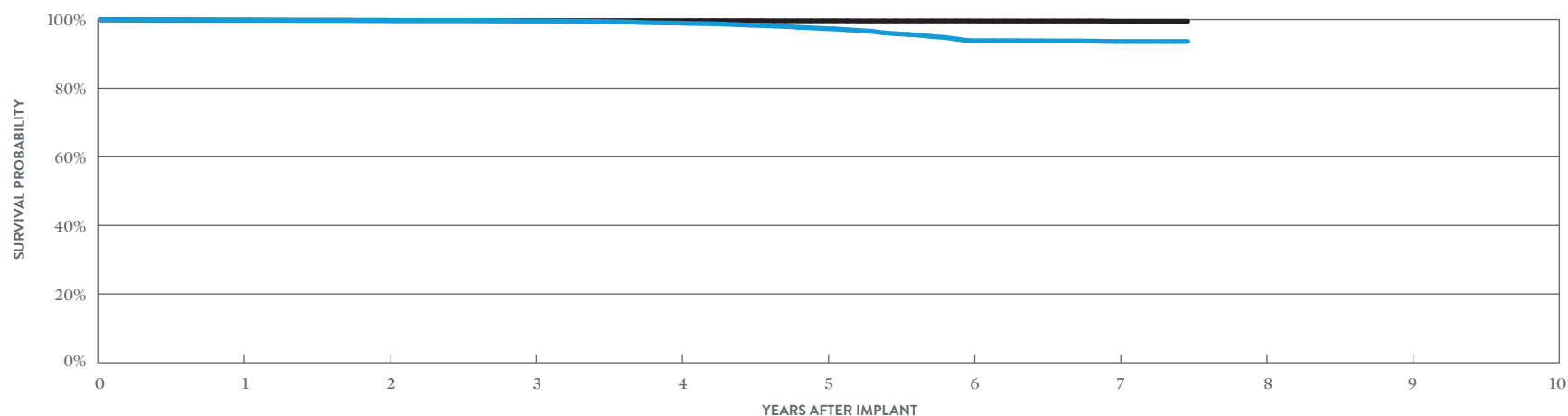
# Cardiac Resynchronization Therapy (CRT) ICDs

## CUSTOMER REPORTED PERFORMANCE DATA

### Quadra Assura™ CRT-D

#### MODEL CD3365-40Q\* (NON-BATTERY ADVISORY POPULATION)

		MALFUNCTIONS W/ COMPROMISED THERAPY		MALFUNCTIONS W/O COMPROMISED THERAPY		
		QTY	RATE	QTY	RATE	
US Regulatory Approval	June 2013	Electrical Component	2	0.01%	5	0.03%
Registered US Implants	16,758	Electrical Interconnect	3	0.02%	0	0.00%
Estimated Active US Implants	8,916	Battery	1	<0.01%	0	0.00%
Estimated Longevity	(see table on page 53)	High Voltage Capacitor	0	0.00%	0	0.00%
Normal Battery Depletion	228	Software/Firmware	1	<0.01%	0	0.00%
Max. Delivered Energy	40 joules	Mechanical	0	0.00%	4	0.02%
Number of US Advisories (see pg. 301)	One	Possible Early Battery Depletion	1	<0.01%	3	0.02%
		Other	2	0.01%	6	0.04%
		<b>Total</b>	<b>10</b>	<b>0.06%</b>	<b>18</b>	<b>0.11%</b>



#### INCLUDING NORMAL BATTERY DEPLETION

YEAR	1	2	3	4	5	6	7	AT 90 MONTHS
SURVIVAL PROBABILITY	99.81%	99.74%	99.59%	98.97%	97.38%	93.84%	93.60%	93.60%
± 1 STANDARD ERROR	0.03%	0.04%	0.05%	0.09%	0.15%	0.23%	0.25%	0.25%
SAMPLE SIZE	15,850	14,210	12,850	11,590	10,270	8,650	5,220	220

#### EXCLUDING NORMAL BATTERY DEPLETION

YEAR	1	2	3	4	5	6	7	AT 90 MONTHS
SURVIVAL PROBABILITY	99.81%	99.74%	99.69%	99.66%	99.62%	99.59%	99.50%	99.50%
± 1 STANDARD ERROR	0.03%	0.04%	0.05%	0.05%	0.05%	0.05%	0.06%	0.07%

\*DF4-LLHH connector type.



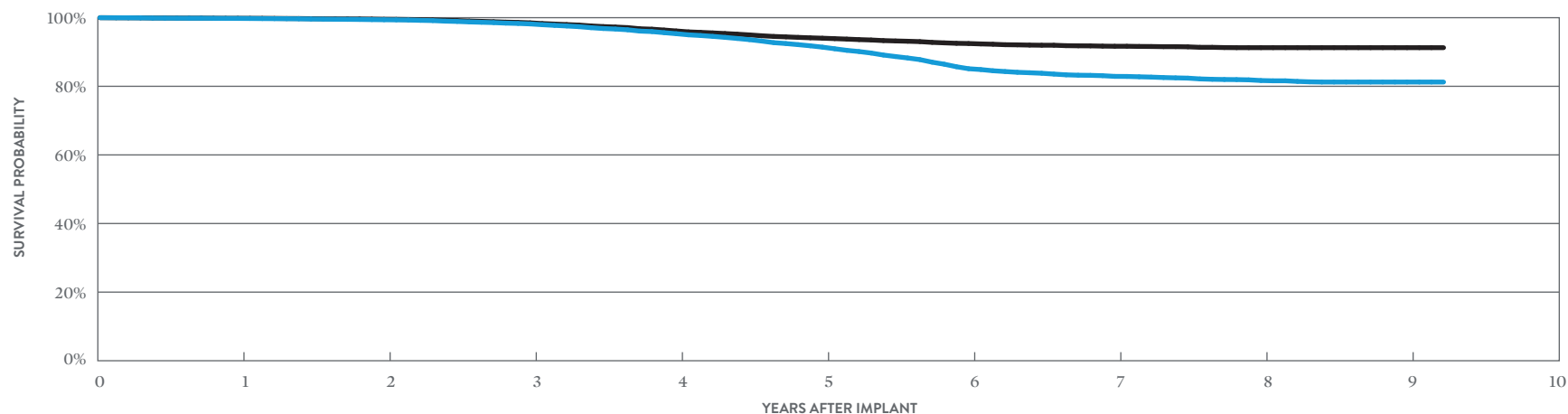
# Cardiac Resynchronization Therapy (CRT) ICDs

## CUSTOMER REPORTED PERFORMANCE DATA

### Quadra Assura™ CRT-D

#### MODEL CD3365-40Q\* (BATTERY ADVISORY POPULATION)

		MALFUNCTIONS W/ COMPROMISED THERAPY		MALFUNCTIONS W/O COMPROMISED THERAPY		
		QTY	RATE	QTY	RATE	
US Regulatory Approval	June 2013	Electrical Component	6	0.02%	17	0.07%
Registered US Implants	24,081	Electrical Interconnect	10	0.04%	1	<0.01%
Estimated Active US Implants	7,538	Battery	3	0.01%	18	0.07%
Estimated Longevity	(see table on page 53)	High Voltage Capacitor	1	<0.01%	0	0.00%
Normal Battery Depletion	567	Software/Firmware	1	<0.01%	3	0.01%
Max. Delivered Energy	40 joules	Mechanical	0	0.00%	2	<0.01%
Number of US Advisories (see pgs. 301, 302)	Three	Possible Early Battery Depletion	43	0.18%	416	1.73%
		Other	6	0.02%	7	0.03%
		<b>Total</b>	<b>70</b>	<b>0.29%</b>	<b>464</b>	<b>1.93%</b>



#### INCLUDING NORMAL BATTERY DEPLETION

YEAR	1	2	3	4	5	6	7	8	9	AT 111 MONTHS
<b>SURVIVAL PROBABILITY</b>	99.78%	99.39%	98.18%	95.33%	91.41%	85.12%	82.89%	81.68%	81.24%	81.24%
<b>± 1 STANDARD ERROR</b>	0.03%	0.05%	0.09%	0.16%	0.22%	0.28%	0.31%	0.32%	0.34%	0.34%
<b>SAMPLE SIZE</b>	22,590	19,960	17,680	15,800	14,370	12,880	11,060	7,420	2,630	240

#### EXCLUDING NORMAL BATTERY DEPLETION

YEAR	1	2	3	4	5	6	7	8	9	AT 111 MONTHS
<b>SURVIVAL PROBABILITY</b>	99.83%	99.54%	98.50%	96.13%	94.02%	92.47%	91.67%	91.26%	91.26%	91.26%
<b>± 1 STANDARD ERROR</b>	0.03%	0.04%	0.09%	0.14%	0.18%	0.21%	0.22%	0.23%	0.23%	0.23%

\*DF4-LLHH connector type.

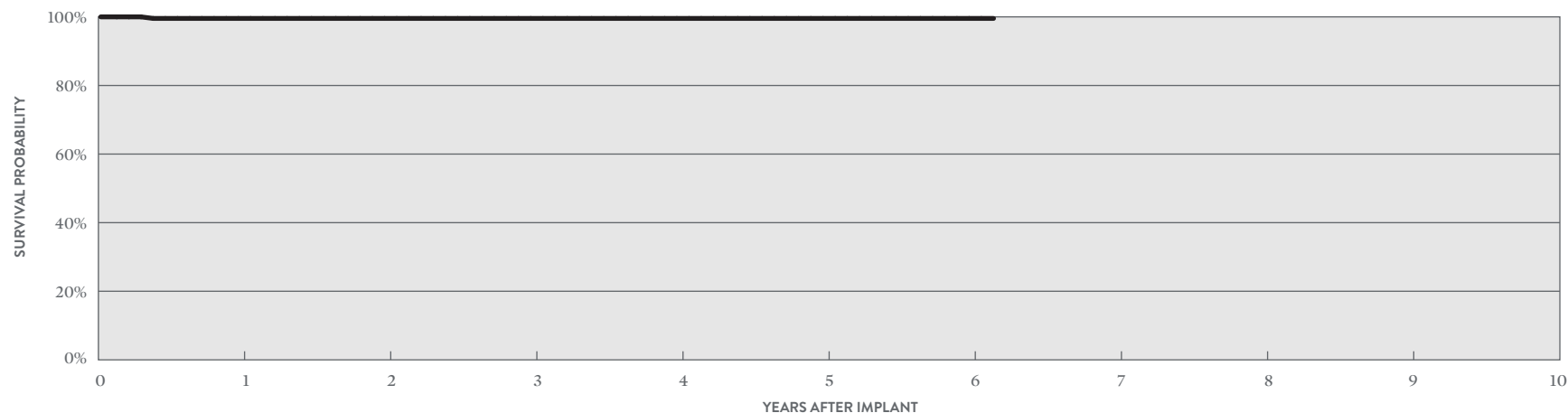
# Cardiac Resynchronization Therapy (CRT) ICDs

## ACTIVELY MONITORED STUDY DATA

### Quadra Assura™ CRT-D

#### MODEL CD3365-40Q\*

		QUALIFYING COMPLICATIONS				MALFUNCTIONS W/ COMPROMISED THERAPY		MALFUNCTIONS W/O COMPROMISED THERAPY	
			QTY	RATE		QTY	RATE	QTY	RATE
US Regulatory Approval	June 2013	Skin Erosion	1	0.43%	Electrical Component	0	0.00%	0	0.00%
Number of Devices Enrolled in Study	235				Electrical Interconnect	0	0.00%	0	0.00%
Active Devices Enrolled in Study	0				Battery	0	0.00%	0	0.00%
Cumulative Months of Follow-up	10,081				High Voltage Capacitor	0	0.00%	0	0.00%
Estimated Longevity	(see table on page 53)				Software/Firmware	0	0.00%	0	0.00%
Max. Delivered Energy	40 joules				Mechanical	0	0.00%	0	0.00%
					Possible Early Battery Depletion	0	0.00%	2	0.85%
					Other	0	0.00%	0	0.00%
					<b>Total</b>	<b>0</b>	<b>0.00%</b>	<b>2</b>	<b>0.85%</b>



#### ACTIVELY MONITORED STUDY DATA

YEAR	1	2	3	4	5	6	AT 74 MONTHS
SURVIVAL PROBABILITY	99.55%	99.55%	99.55%	99.55%	99.55%	99.55%	99.55%
± 1 STANDARD ERROR	0.45%	0.45%	0.45%	0.45%	0.45%	0.45%	0.45%
SAMPLE SIZE	220	190	160	120	70	60	50

\*DF4-LLHH connector type.

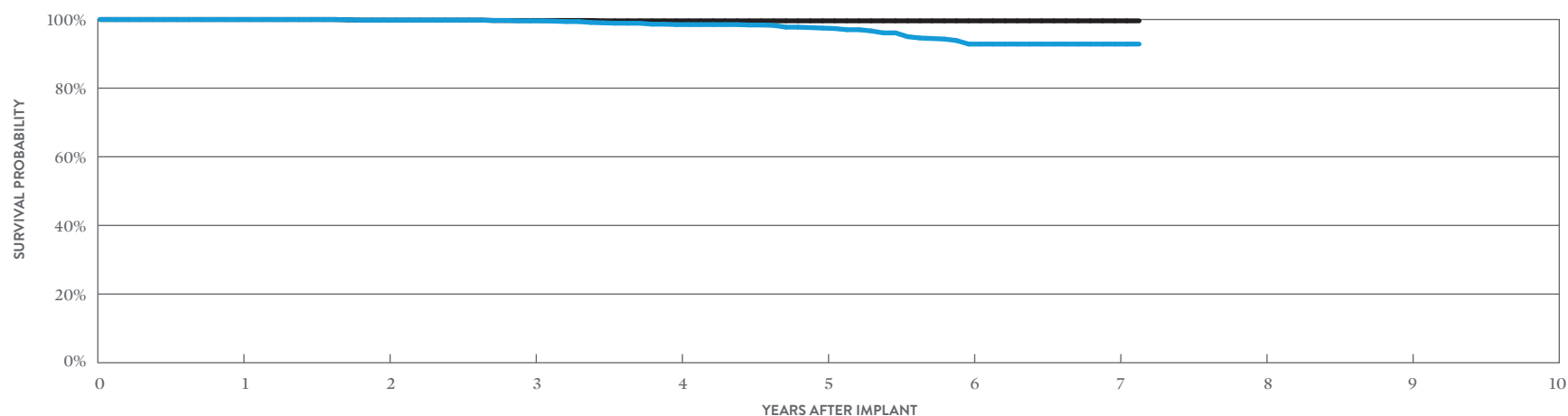
# Cardiac Resynchronization Therapy (CRT) ICDs

## CUSTOMER REPORTED PERFORMANCE DATA

### Quadra Assura™ CRT-D

#### MODEL CD3365-40C\* (NON-BATTERY ADVISORY POPULATION)

		MALFUNCTIONS W/ COMPROMISED THERAPY		MALFUNCTIONS W/O COMPROMISED THERAPY		
		QTY	RATE	QTY	RATE	
US Regulatory Approval	June 2013	Electrical Component	0	0.00%	1	0.04%
Registered US Implants	2,690	Electrical Interconnect	0	0.00%	0	0.00%
Estimated Active US Implants	1,439	Battery	0	0.00%	0	0.00%
Estimated Longevity	(see table on page 53)	High Voltage Capacitor	2	0.07%	0	0.00%
Normal Battery Depletion	41	Software/Firmware	0	0.00%	0	0.00%
Max. Delivered Energy	40 joules	Mechanical	0	0.00%	0	0.00%
Number of US Advisories (see pg. 301)	One	Possible Early Battery Depletion	0	0.00%	0	0.00%
		Other	1	0.04%	0	0.00%
		<b>Total</b>	<b>3</b>	<b>0.11%</b>	<b>1</b>	<b>0.04%</b>



#### INCLUDING NORMAL BATTERY DEPLETION

YEAR	1	2	3	4	5	6	7	AT 86 MONTHS
SURVIVAL PROBABILITY	100.00%	99.82%	99.61%	98.52%	97.50%	92.84%	92.84%	92.84%
± 1 STANDARD ERROR	0.00%	0.09%	0.14%	0.27%	0.36%	0.62%	0.69%	0.69%
SAMPLE SIZE	2,520	2,250	2,030	1,820	1,590	1,250	680	250

#### EXCLUDING NORMAL BATTERY DEPLETION

YEAR	1	2	3	4	5	6	7	AT 86 MONTHS
SURVIVAL PROBABILITY	100.00%	99.82%	99.72%	99.61%	99.61%	99.61%	99.61%	99.61%
± 1 STANDARD ERROR	0.00%	0.09%	0.12%	0.14%	0.14%	0.14%	0.14%	0.14%

\*Parylene coating.

# Cardiac Resynchronization Therapy (CRT) ICDs

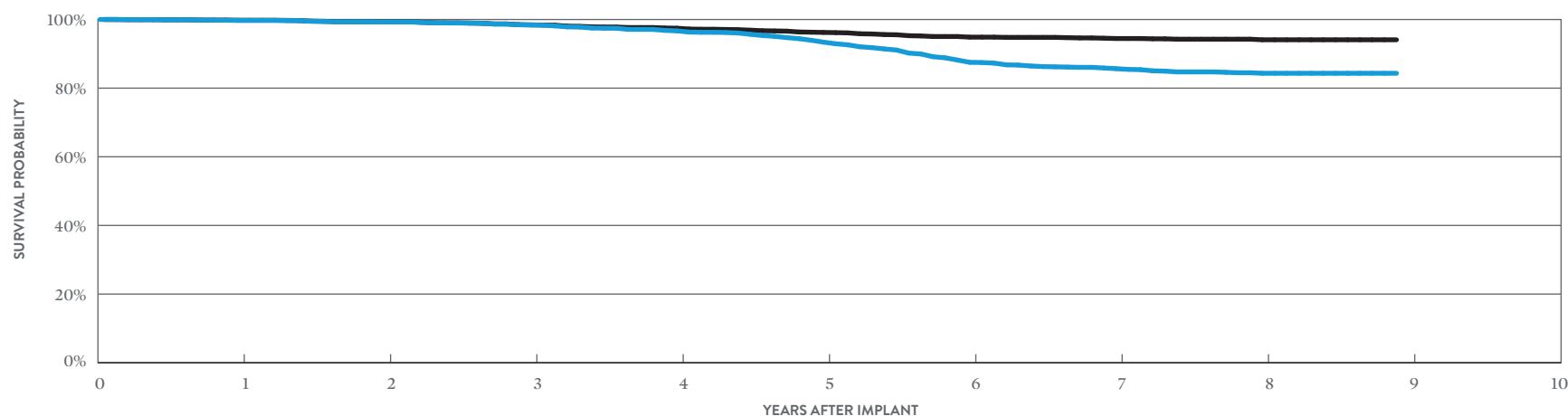
## CUSTOMER REPORTED PERFORMANCE DATA

### Quadra Assura™ CRT-D

#### MODEL CD3365-40C\* (BATTERY ADVISORY POPULATION)

US Regulatory Approval	June 2013
Registered US Implants	5,626
Estimated Active US Implants	1,856
Estimated Longevity	(see table on page 53)
Normal Battery Depletion	120
Max. Delivered Energy	40 joules
Number of US Advisories (see pgs. 301, 302)	Three

	MALFUNCTIONS W/ COMPROMISED THERAPY		MALFUNCTIONS W/O COMPROMISED THERAPY	
	QTY	RATE	QTY	RATE
Electrical Component	6	0.11%	2	0.04%
Electrical Interconnect	2	0.04%	0	0.00%
Battery	1	0.02%	1	0.02%
High Voltage Capacitor	0	0.00%	0	0.00%
Software/Firmware	0	0.00%	1	0.02%
Mechanical	0	0.00%	0	0.00%
Possible Early Battery Depletion	8	0.14%	59	1.05%
Other	3	0.05%	2	0.04%
<b>Total</b>	<b>20</b>	<b>0.36%</b>	<b>65</b>	<b>1.16%</b>



#### INCLUDING NORMAL BATTERY DEPLETION

YEAR	1	2	3	4	5	6	7	8	AT 107 MONTHS
SURVIVAL PROBABILITY	99.74%	99.28%	98.40%	96.68%	93.40%	87.52%	85.67%	84.33%	84.33%
± 1 STANDARD ERROR	0.06%	0.12%	0.19%	0.28%	0.40%	0.56%	0.61%	0.65%	0.66%
SAMPLE SIZE	5,230	4,520	3,920	3,470	3,160	2,850	2,420	1,610	250

#### EXCLUDING NORMAL BATTERY DEPLETION

YEAR	1	2	3	4	5	6	7	8	AT 107 MONTHS
SURVIVAL PROBABILITY	99.78%	99.32%	98.44%	97.46%	96.23%	94.86%	94.46%	94.09%	94.09%
± 1 STANDARD ERROR	0.06%	0.12%	0.19%	0.25%	0.31%	0.37%	0.39%	0.41%	0.42%

\*Parylene coating.

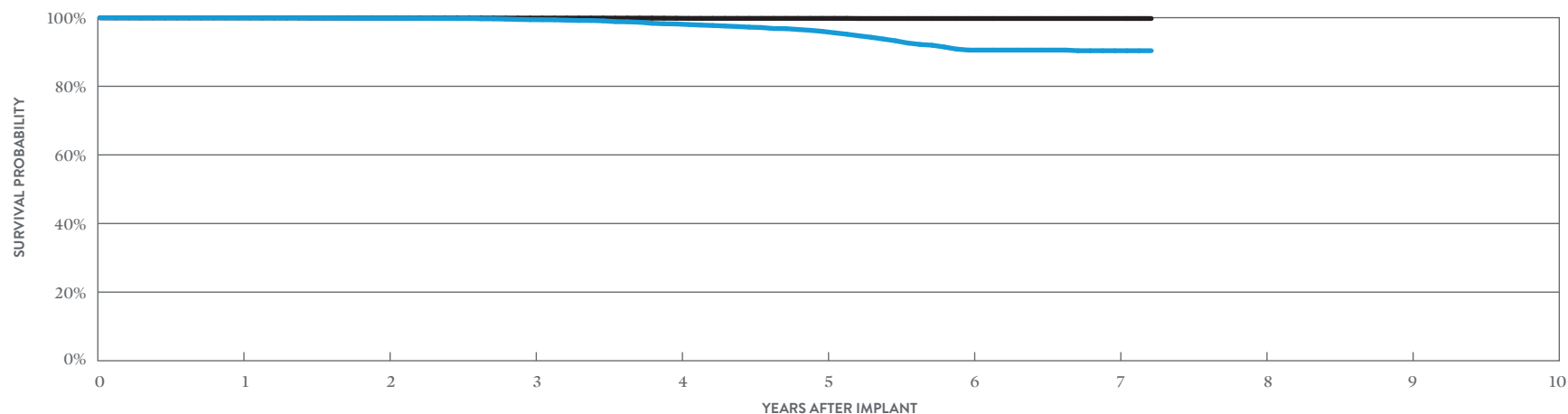
# Cardiac Resynchronization Therapy (CRT) ICDs

## CUSTOMER REPORTED PERFORMANCE DATA

### Unify Assura™ CRT-D

#### MODEL CD3357-40Q\* (NON-BATTERY ADVISORY POPULATION)

		MALFUNCTIONS W/ COMPROMISED THERAPY		MALFUNCTIONS W/O COMPROMISED THERAPY		
		QTY	RATE	QTY	RATE	
US Regulatory Approval	June 2013	Electrical Component	0	0.00%	6	0.03%
Registered US Implants	20,038	Electrical Interconnect	0	0.00%	0	0.00%
Estimated Active US Implants	12,569	Battery	0	0.00%	0	0.00%
Estimated Longevity	(see table on page 53)	High Voltage Capacitor	1	<0.01%	0	0.00%
Normal Battery Depletion	232	Software/Firmware	0	0.00%	0	0.00%
Max. Delivered Energy	40 joules	Mechanical	0	0.00%	1	<0.01%
Number of US Advisories (see pg. 301)	One	Possible Early Battery Depletion	0	0.00%	0	0.00%
		Other	1	<0.01%	4	0.02%
		<b>Total</b>	<b>2</b>	<b>&lt;0.01%</b>	<b>11</b>	<b>0.05%</b>



#### INCLUDING NORMAL BATTERY DEPLETION

YEAR	1	2	3	4	5	6	7	AT 87 MONTHS
SURVIVAL PROBABILITY	99.95%	99.84%	99.42%	98.17%	96.01%	90.55%	90.37%	90.37%
± 1 STANDARD ERROR	0.02%	0.03%	0.06%	0.13%	0.21%	0.38%	0.42%	0.42%
SAMPLE SIZE	18,130	14,890	12,380	9,780	6,980	4,210	1,640	260

#### EXCLUDING NORMAL BATTERY DEPLETION

YEAR	1	2	3	4	5	6	7	AT 87 MONTHS
SURVIVAL PROBABILITY	99.95%	99.89%	99.89%	99.83%	99.80%	99.76%	99.76%	99.76%
± 1 STANDARD ERROR	0.02%	0.03%	0.03%	0.03%	0.04%	0.05%	0.05%	0.05%

\*DF4-LLHH connector type.

# Cardiac Resynchronization Therapy (CRT) ICDs

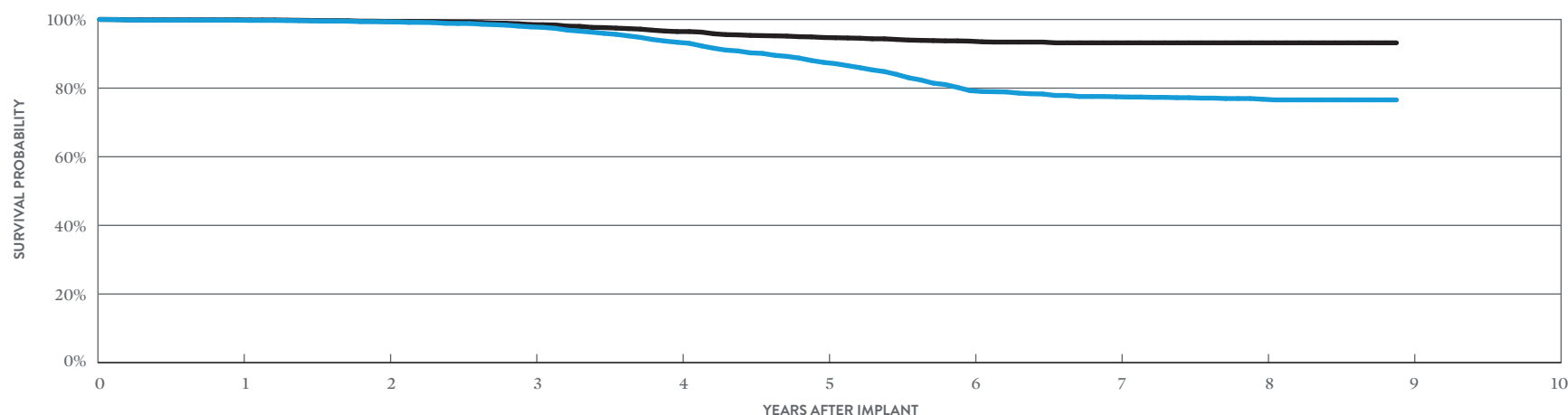
## CUSTOMER REPORTED PERFORMANCE DATA

### Unify Assura™ CRT-D

#### MODEL CD3357-40Q\* (BATTERY ADVISORY POPULATION)

US Regulatory Approval	June 2013
Registered US Implants	5,340
Estimated Active US Implants	1,641
Estimated Longevity	(see table on page 53)
Normal Battery Depletion	207
Max. Delivered Energy	40 joules
Number of US Advisories (see pgs. 301, 302)	Three

	MALFUNCTIONS W/ COMPROMISED THERAPY		MALFUNCTIONS W/O COMPROMISED THERAPY	
	QTY	RATE	QTY	RATE
Electrical Component	1	0.02%	2	0.04%
Electrical Interconnect	2	0.04%	0	0.00%
Battery	0	0.00%	0	0.00%
High Voltage Capacitor	2	0.04%	0	0.00%
Software/Firmware	0	0.00%	0	0.00%
Mechanical	0	0.00%	0	0.00%
Possible Early Battery Depletion	11	0.21%	72	1.35%
Other	0	0.00%	3	0.06%
<b>Total</b>	<b>16</b>	<b>0.30%</b>	<b>77</b>	<b>1.44%</b>



#### INCLUDING NORMAL BATTERY DEPLETION

YEAR	1	2	3	4	5	6	7	8	AT 107 MONTHS
SURVIVAL PROBABILITY	99.78%	99.33%	97.84%	93.36%	87.50%	79.28%	77.48%	76.77%	76.57%
± 1 STANDARD ERROR	0.06%	0.12%	0.22%	0.41%	0.56%	0.70%	0.74%	0.76%	0.78%
SAMPLE SIZE	4,960	4,280	3,720	3,280	2,930	2,570	2,140	1,350	240

#### EXCLUDING NORMAL BATTERY DEPLETION

YEAR	1	2	3	4	5	6	7	8	AT 107 MONTHS
SURVIVAL PROBABILITY	99.90%	99.45%	98.52%	96.48%	94.75%	93.69%	93.20%	93.20%	93.20%
± 1 STANDARD ERROR	0.04%	0.11%	0.18%	0.30%	0.38%	0.42%	0.45%	0.45%	0.45%

\*DF4-LLHH connector type.

# Cardiac Resynchronization Therapy (CRT) ICDs

## ACTIVELY MONITORED STUDY DATA

### Unify Assura™ CRT-D

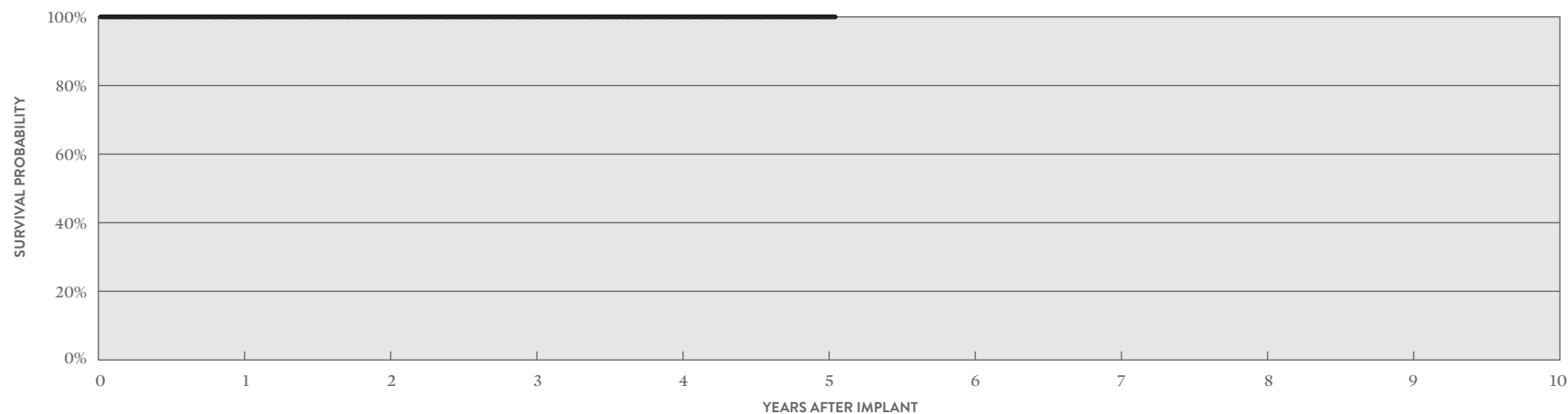
#### MODEL CD3357-40Q\*

US Regulatory Approval	June 2013
Number of Devices Enrolled in Study	269
Active Devices Enrolled in Study	0
Cumulative Months of Follow-up	10,401
Estimated Longevity	(see table on page 53)
Max. Delivered Energy	40 joules

#### QUALIFYING COMPLICATIONS

None Reported

	MALFUNCTIONS W/ COMPROMISED THERAPY		MALFUNCTIONS W/O COMPROMISED THERAPY	
	QTY	RATE	QTY	RATE
Electrical Component	0	0.00%	0	0.00%
Electrical Interconnect	0	0.00%	0	0.00%
Battery	0	0.00%	0	0.00%
High Voltage Capacitor	0	0.00%	0	0.00%
Software/Firmware	0	0.00%	0	0.00%
Mechanical	0	0.00%	0	0.00%
Possible Early Battery Depletion	0	0.00%	2	0.74%
Other	0	0.00%	0	0.00%
<b>Total</b>	<b>0</b>	<b>0.00%</b>	<b>2</b>	<b>0.74%</b>



#### ACTIVELY MONITORED STUDY DATA

YEAR	1	2	3	4	5	AT 61 MONTHS
SURVIVAL PROBABILITY	100.00%	100.00%	100.00%	100.00%	100.00%	100.00%
± 1 STANDARD ERROR	0.00%	0.00%	0.00%	0.00%	0.00%	0.00%
SAMPLE SIZE	250	210	170	130	80	50

\*DF4-LLHH connector type.

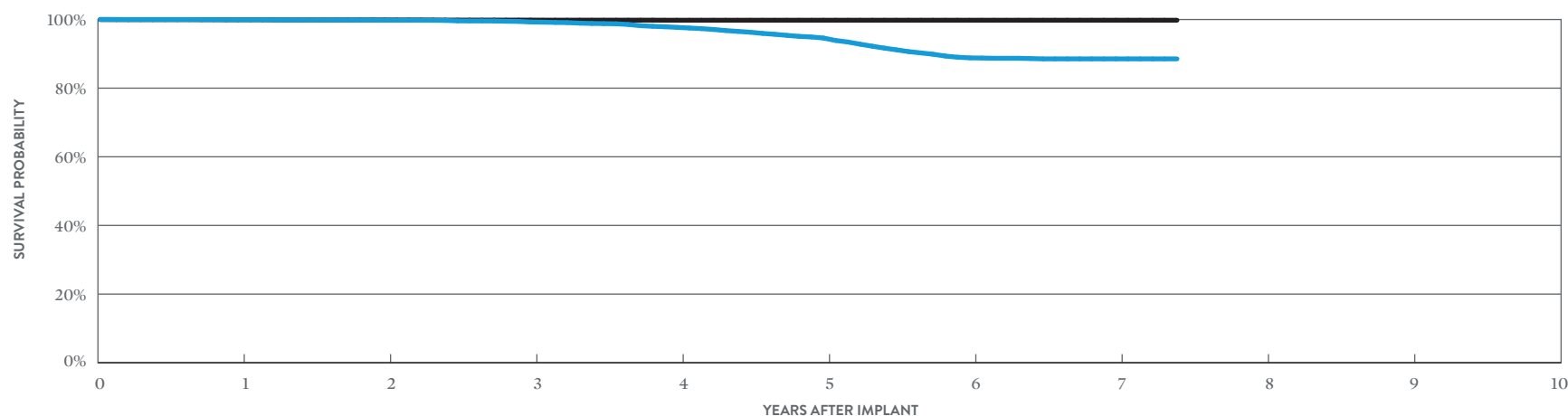
# Cardiac Resynchronization Therapy (CRT) ICDs

## CUSTOMER REPORTED PERFORMANCE DATA

### Unify Assura™ CRT-D

#### MODEL CD3357-40C\* (NON-BATTERY ADVISORY POPULATION)

		MALFUNCTIONS W/ COMPROMISED THERAPY		MALFUNCTIONS W/O COMPROMISED THERAPY		
		QTY	RATE	QTY	RATE	
US Regulatory Approval	June 2013	Electrical Component	0	0.00%	2	0.01%
Registered US Implants	18,289	Electrical Interconnect	2	0.01%	1	<0.01%
Estimated Active US Implants	11,026	Battery	0	0.00%	1	<0.01%
Estimated Longevity	(see table on page 53)	High Voltage Capacitor	0	0.00%	0	0.00%
Normal Battery Depletion	304	Software/Firmware	0	0.00%	0	0.00%
Max. Delivered Energy	40 joules	Mechanical	0	0.00%	1	<0.01%
Number of US Advisories (see pg. 301)	One	Possible Early Battery Depletion	0	0.00%	1	<0.01%
		Other	0	0.00%	5	0.03%
		<b>Total</b>	<b>2</b>	<b>0.01%</b>	<b>11</b>	<b>0.06%</b>



#### INCLUDING NORMAL BATTERY DEPLETION

YEAR	1	2	3	4	5	6	7	AT 89 MONTHS
SURVIVAL PROBABILITY	99.93%	99.82%	99.27%	97.70%	94.60%	88.82%	88.53%	88.53%
± 1 STANDARD ERROR	0.02%	0.03%	0.07%	0.14%	0.24%	0.39%	0.41%	0.41%
SAMPLE SIZE	16,630	13,740	11,380	9,220	7,130	4,800	2,190	220

#### EXCLUDING NORMAL BATTERY DEPLETION

YEAR	1	2	3	4	5	6	7	AT 89 MONTHS
SURVIVAL PROBABILITY	99.93%	99.88%	99.83%	99.79%	99.79%	99.79%	99.79%	99.79%
± 1 STANDARD ERROR	0.02%	0.03%	0.03%	0.04%	0.04%	0.04%	0.04%	0.04%

\*Parylene coating.



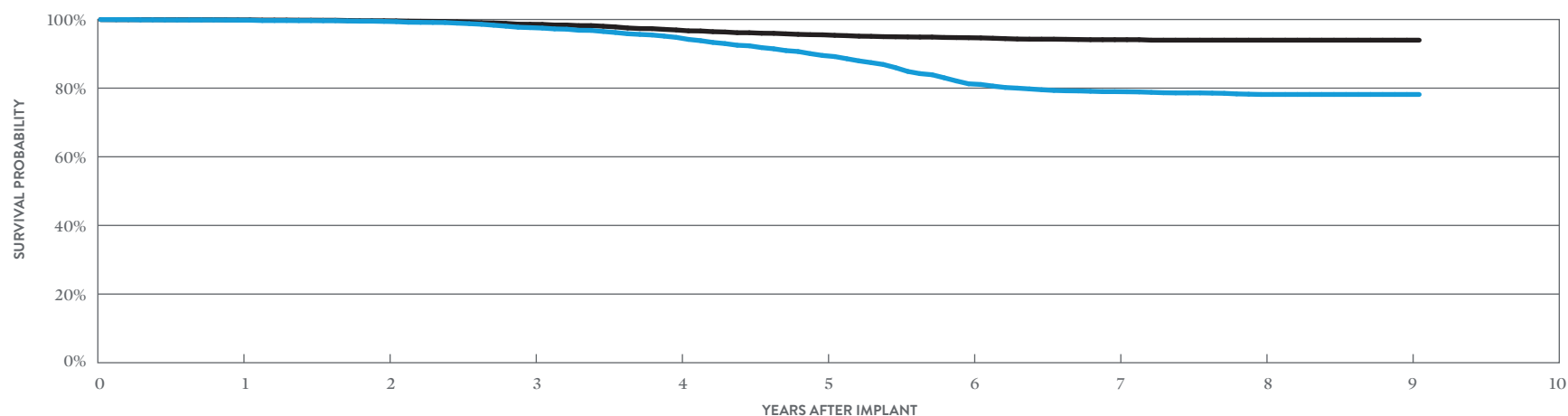
# Cardiac Resynchronization Therapy (CRT) ICDs

## CUSTOMER REPORTED PERFORMANCE DATA

### Unify Assura™ CRT-D

#### MODEL CD3357-40C\* (BATTERY ADVISORY POPULATION)

		MALFUNCTIONS W/ COMPROMISED THERAPY		MALFUNCTIONS W/O COMPROMISED THERAPY		
		QTY	RATE	QTY	RATE	
US Regulatory Approval	June 2013	Electrical Component	2	0.02%	3	0.03%
Registered US Implants	9,588	Electrical Interconnect	2	0.02%	1	0.01%
Estimated Active US Implants	3,058	Battery	0	0.00%	6	0.06%
Estimated Longevity	(see table on page 53)	High Voltage Capacitor	1	0.01%	0	0.00%
Normal Battery Depletion	357	Software/Firmware	0	0.00%	2	0.02%
Max. Delivered Energy	40 joules	Mechanical	0	0.00%	1	0.01%
Number of US Advisories (see pgs. 301, 302)	Three	Possible Early Battery Depletion	19	0.20%	104	1.08%
		Other	1	0.01%	3	0.03%
		<b>Total</b>	<b>25</b>	<b>0.26%</b>	<b>120</b>	<b>1.25%</b>



#### INCLUDING NORMAL BATTERY DEPLETION

YEAR	1	2	3	4	5	6	7	8	9	AT 109 MONTHS
SURVIVAL PROBABILITY	99.81%	99.44%	97.63%	94.79%	89.52%	81.26%	78.98%	78.16%	78.16%	78.16%
± 1 STANDARD ERROR	0.04%	0.08%	0.18%	0.27%	0.38%	0.50%	0.54%	0.55%	0.56%	0.56%
SAMPLE SIZE	8,960	7,780	6,740	5,950	5,340	4,720	4,020	2,700	980	210

#### EXCLUDING NORMAL BATTERY DEPLETION

YEAR	1	2	3	4	5	6	7	8	9	AT 109 MONTHS
SURVIVAL PROBABILITY	99.89%	99.62%	98.61%	96.95%	95.54%	94.69%	94.12%	93.98%	93.98%	93.98%
± 1 STANDARD ERROR	0.03%	0.07%	0.14%	0.21%	0.26%	0.29%	0.31%	0.32%	0.32%	0.32%

\*Parylene coating.

# Cardiac Resynchronization Therapy (CRT) ICDs

## ACTIVELY MONITORED STUDY DATA

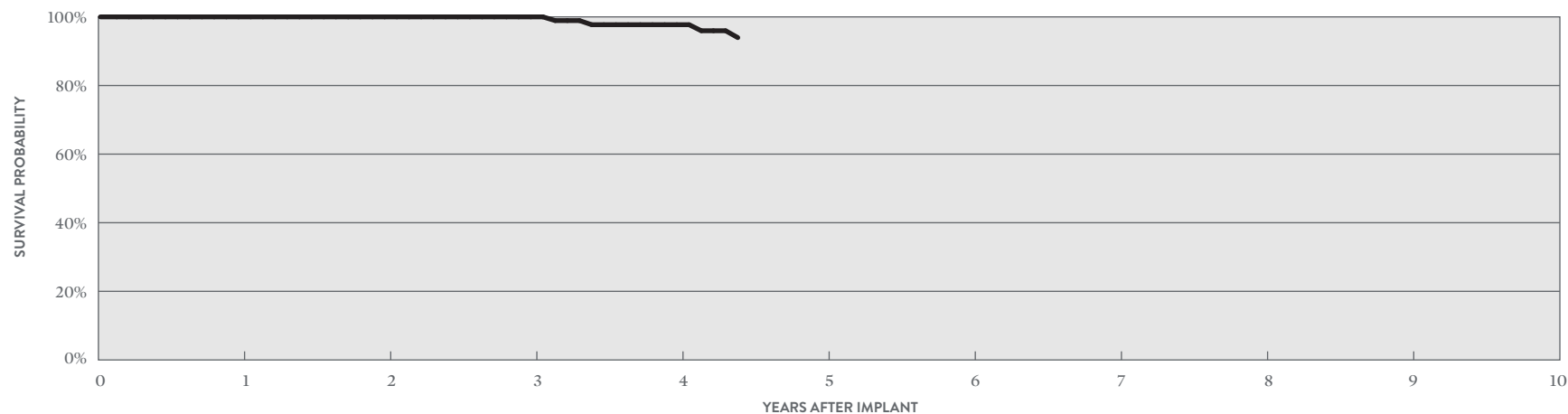
### Unify Assura™ CRT-D

#### MODEL CD3357-40C\*

US Regulatory Approval	June 2013
Number of Devices Enrolled in Study	232
Active Devices Enrolled in Study	0
Cumulative Months of Follow-up	7,527
Estimated Longevity	(see table on page 53)
Max. Delivered Energy	40 joules

QUALIFYING COMPLICATIONS	QTY	RATE
Premature Battery Depletion	4	1.72%
Skin Erosion	1	0.43%

	MALFUNCTIONS W/ COMPROMISED THERAPY		MALFUNCTIONS W/O COMPROMISED THERAPY	
	QTY	RATE	QTY	RATE
Electrical Component	0	0.00%	0	0.00%
Electrical Interconnect	0	0.00%	0	0.00%
Battery	0	0.00%	0	0.00%
High Voltage Capacitor	0	0.00%	0	0.00%
Software/Firmware	0	0.00%	0	0.00%
Mechanical	0	0.00%	0	0.00%
Possible Early Battery Depletion	0	0.00%	4	1.72%
Other	0	0.00%	0	0.00%
<b>Total</b>	<b>0</b>	<b>0.00%</b>	<b>4</b>	<b>1.72%</b>



#### ACTIVELY MONITORED STUDY DATA

YEAR	1	2	3	4	AT 53 MONTHS
SURVIVAL PROBABILITY	100.00%	100.00%	100.00%	97.72%	93.96%
± 1 STANDARD ERROR	0.00%	0.00%	0.00%	1.60%	2.35%
SAMPLE SIZE	210	160	120	80	50

\*Parylene coating.

# Cardiac Resynchronization Therapy (CRT) ICDs

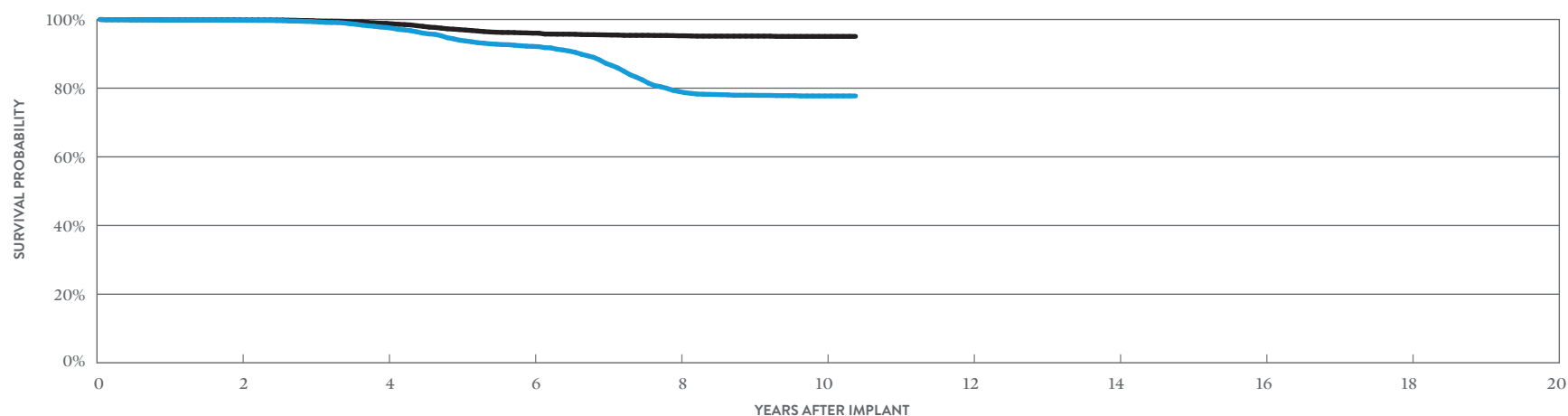
## CUSTOMER REPORTED PERFORMANCE DATA

### Quadra Assura™ CRT-D

#### MODEL CD3265-40Q\* (BATTERY ADVISORY POPULATION)

US Regulatory Approval	May 2012
Registered US Implants	13,540
Estimated Active US Implants	3,312
Estimated Longevity	(see table on page 53)
Normal Battery Depletion	454
Max. Delivered Energy	40 joules
Number of US Advisories (see pgs. 301, 302)	Three

	MALFUNCTIONS W/ COMPROMISED THERAPY		MALFUNCTIONS W/O COMPROMISED THERAPY	
	QTY	RATE	QTY	RATE
Electrical Component	2	0.01%	6	0.04%
Electrical Interconnect	1	<0.01%	0	0.00%
Battery	1	<0.01%	7	0.05%
High Voltage Capacitor	0	0.00%	0	0.00%
Software/Firmware	1	<0.01%	2	0.01%
Mechanical	0	0.00%	3	0.02%
Possible Early Battery Depletion	24	0.18%	108	0.80%
Other	1	<0.01%	1	<0.01%
<b>Total</b>	<b>30</b>	<b>0.22%</b>	<b>127</b>	<b>0.94%</b>



#### INCLUDING NORMAL BATTERY DEPLETION

YEAR	2	4	6	8	10	AT 125 MONTHS
SURVIVAL PROBABILITY	99.74%	97.67%	92.16%	79.03%	77.73%	77.73%
± 1 STANDARD ERROR	0.04%	0.15%	0.29%	0.50%	0.52%	0.52%
SAMPLE SIZE	11,330	8,960	7,000	4,800	1,790	230

#### EXCLUDING NORMAL BATTERY DEPLETION

YEAR	2	4	6	8	10	AT 125 MONTHS
SURVIVAL PROBABILITY	99.85%	98.87%	96.02%	95.25%	95.07%	95.07%
± 1 STANDARD ERROR	0.03%	0.11%	0.21%	0.24%	0.25%	0.25%

\*DF4-LLHH connector type.

# Cardiac Resynchronization Therapy (CRT) ICDs

## ACTIVELY MONITORED STUDY DATA

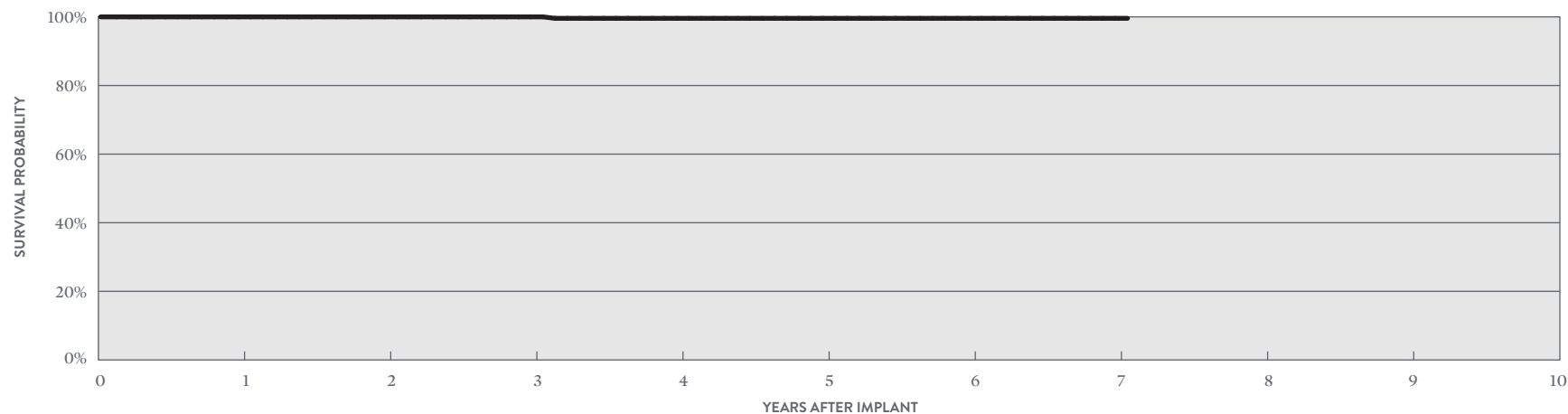
### Quadra Assura™ CRT-D

#### MODEL CD3265-40Q\*

US Regulatory Approval	May 2012
Number of Devices Enrolled in Study	421
Active Devices Enrolled in Study	0
Cumulative Months of Follow-up	19,212
Estimated Longevity	(see table on page 53)
Max. Delivered Energy	40 joules

QUALIFYING COMPLICATIONS	QTY	RATE
Premature Battery Depletion	1	0.24%

	MALFUNCTIONS W/ COMPROMISED THERAPY		MALFUNCTIONS W/O COMPROMISED THERAPY	
	QTY	RATE	QTY	RATE
Electrical Component	0	0.00%	0	0.00%
Electrical Interconnect	1	0.24%	0	0.00%
Battery	0	0.00%	0	0.00%
High Voltage Capacitor	0	0.00%	0	0.00%
Software/Firmware	0	0.00%	0	0.00%
Mechanical	0	0.00%	0	0.00%
Possible Early Battery Depletion	0	0.00%	1	0.24%
Other	0	0.00%	0	0.00%
<b>Total</b>	<b>1</b>	<b>0.24%</b>	<b>1</b>	<b>0.24%</b>



#### ACTIVELY MONITORED STUDY DATA

YEAR	1	2	3	4	5	6	7	AT 85 MONTHS
SURVIVAL PROBABILITY	100.00%	100.00%	100.00%	99.58%	99.58%	99.58%	99.58%	99.58%
± 1 STANDARD ERROR	0.00%	0.00%	0.00%	0.42%	0.42%	0.42%	0.42%	0.42%
SAMPLE SIZE	390	330	270	210	160	140	100	60

\*DF4-LLHH connector type.

# Cardiac Resynchronization Therapy (CRT) ICDs

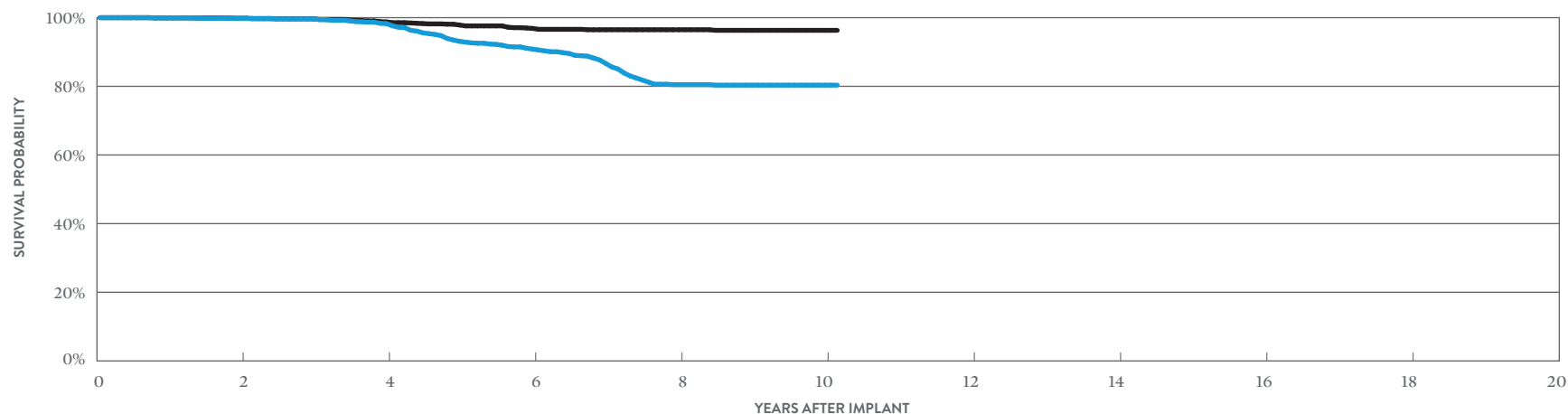
## CUSTOMER REPORTED PERFORMANCE DATA

### Quadra Assura™ CRT-D

#### MODEL CD3265-40 (BATTERY ADVISORY POPULATION)

US Regulatory Approval	May 2012
Registered US Implants	3,926
Estimated Active US Implants	1,006
Estimated Longevity	(see table on page 53)
Normal Battery Depletion	123
Max. Delivered Energy	40 joules
Number of US Advisories (see pgs. 301, 302)	Three

	MALFUNCTIONS W/ COMPROMISED THERAPY		MALFUNCTIONS W/O COMPROMISED THERAPY	
	QTY	RATE	QTY	RATE
Electrical Component	0	0.00%	0	0.00%
Electrical Interconnect	1	0.03%	0	0.00%
Battery	0	0.00%	2	0.05%
High Voltage Capacitor	0	0.00%	0	0.00%
Software/Firmware	0	0.00%	1	0.03%
Mechanical	0	0.00%	0	0.00%
Possible Early Battery Depletion	5	0.13%	18	0.46%
Other	7	0.18%	2	0.05%
<b>Total</b>	<b>13</b>	<b>0.33%</b>	<b>23</b>	<b>0.59%</b>



#### INCLUDING NORMAL BATTERY DEPLETION

YEAR	2	4	6	8	10	AT 122 MONTHS
SURVIVAL PROBABILITY	99.76%	98.27%	90.83%	80.48%	80.34%	80.34%
± 1 STANDARD ERROR	0.09%	0.25%	0.60%	0.90%	0.91%	0.91%
SAMPLE SIZE	3,220	2,500	1,910	1,380	580	220

#### EXCLUDING NORMAL BATTERY DEPLETION

YEAR	2	4	6	8	10	AT 122 MONTHS
SURVIVAL PROBABILITY	99.82%	98.76%	96.87%	96.48%	96.31%	96.31%
± 1 STANDARD ERROR	0.07%	0.21%	0.36%	0.39%	0.41%	0.41%

# Cardiac Resynchronization Therapy (CRT) ICDs

## ACTIVELY MONITORED STUDY DATA

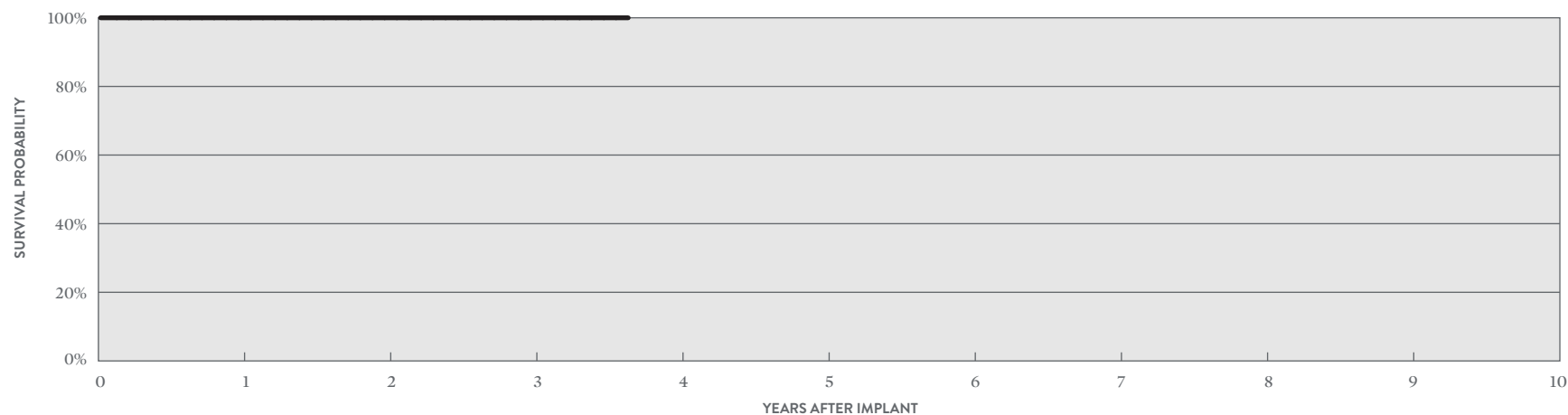
### Quadra Assura™ CRT-D

#### MODEL CD3265-40

US Regulatory Approval	May 2012
Number of Devices Enrolled in Study	100
Active Devices Enrolled in Study	0
Cumulative Months of Follow-up	4,828
Estimated Longevity	(see table on page 53)
Max. Delivered Energy	40 joules

QUALIFYING COMPLICATIONS	QTY	RATE
Premature Battery Depletion	1	1.00%

	MALFUNCTIONS W/ COMPROMISED THERAPY		MALFUNCTIONS W/O COMPROMISED THERAPY	
	QTY	RATE	QTY	RATE
Electrical Component	0	0.00%	0	0.00%
Electrical Interconnect	0	0.00%	0	0.00%
Battery	0	0.00%	0	0.00%
High Voltage Capacitor	0	0.00%	0	0.00%
Software/Firmware	0	0.00%	0	0.00%
Mechanical	0	0.00%	0	0.00%
Possible Early Battery Depletion	1	1.00%	1	1.00%
Other	0	0.00%	0	0.00%
<b>Total</b>	<b>1</b>	<b>1.00%</b>	<b>1</b>	<b>1.00%</b>



#### ACTIVELY MONITORED STUDY DATA

YEAR	1	2	3	AT 44 MONTHS
SURVIVAL PROBABILITY	100.00%	100.00%	100.00%	100.00%
± 1 STANDARD ERROR	0.00%	0.00%	0.00%	0.00%
SAMPLE SIZE	100	80	60	50

# Cardiac Resynchronization Therapy (CRT) ICDs

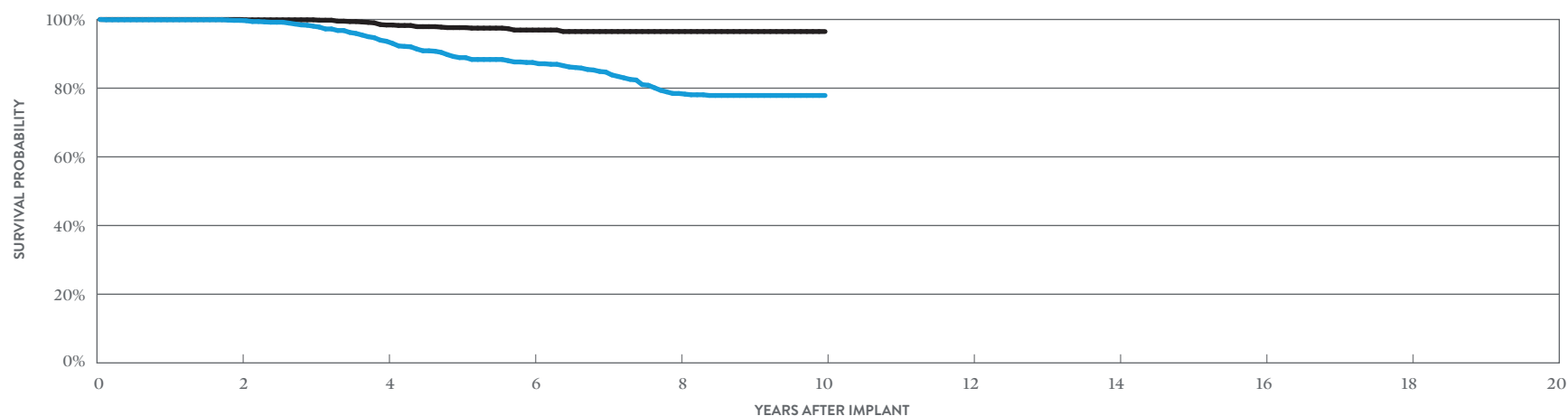
## CUSTOMER REPORTED PERFORMANCE DATA

### Unify Assura™ CRT-D

#### MODEL CD3257-40Q\* (BATTERY ADVISORY POPULATION)

US Regulatory Approval	May 2012
Registered US Implants	2,716
Estimated Active US Implants	709
Estimated Longevity	(see table on page 53)
Normal Battery Depletion	108
Max. Delivered Energy	40 joules
Number of US Advisories (see pgs. 301, 302)	Three

	MALFUNCTIONS W/ COMPROMISED THERAPY		MALFUNCTIONS W/O COMPROMISED THERAPY	
	QTY	RATE	QTY	RATE
Electrical Component	0	0.00%	0	0.00%
Electrical Interconnect	0	0.00%	0	0.00%
Battery	0	0.00%	2	0.07%
High Voltage Capacitor	0	0.00%	0	0.00%
Software/Firmware	1	0.04%	0	0.00%
Mechanical	0	0.00%	1	0.04%
Possible Early Battery Depletion	5	0.18%	12	0.44%
Other	2	0.07%	0	0.00%
<b>Total</b>	<b>8</b>	<b>0.29%</b>	<b>15</b>	<b>0.55%</b>



#### INCLUDING NORMAL BATTERY DEPLETION

YEAR	2	4	6	8	10
SURVIVAL PROBABILITY	99.74%	93.66%	87.48%	78.45%	77.87%
± 1 STANDARD ERROR	0.11%	0.56%	0.82%	1.11%	1.13%
SAMPLE SIZE	2,220	1,680	1,250	920	220

#### EXCLUDING NORMAL BATTERY DEPLETION

YEAR	2	4	6	8	10
SURVIVAL PROBABILITY	100.00%	98.39%	96.92%	96.49%	96.49%
± 1 STANDARD ERROR	0.00%	0.30%	0.45%	0.48%	0.48%

\*DF4-LLHH connector type.

# Cardiac Resynchronization Therapy (CRT) ICDs

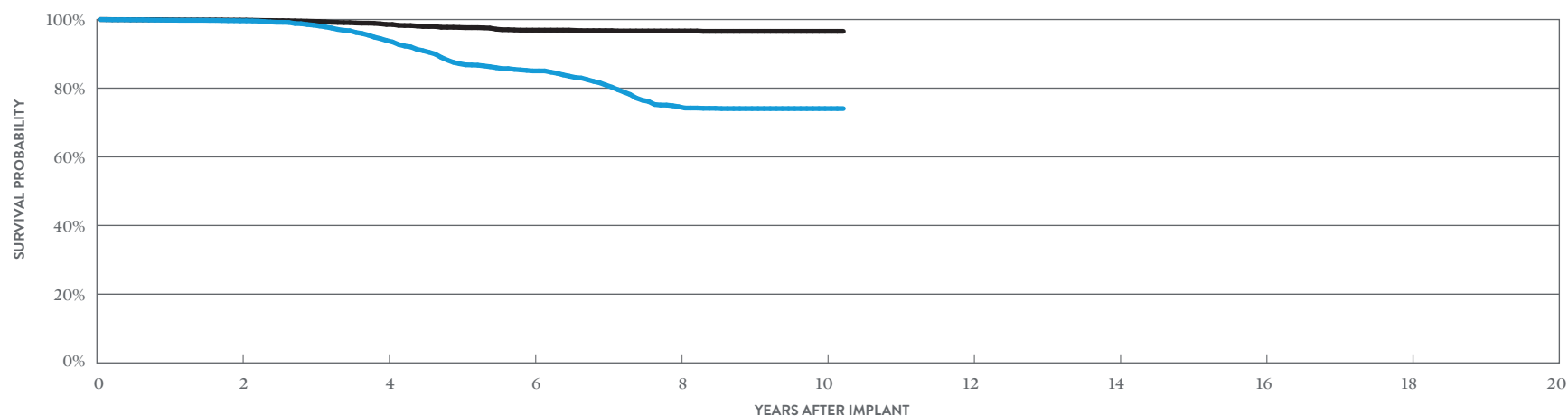
## CUSTOMER REPORTED PERFORMANCE DATA

### Unify Assura™ CRT-D

#### MODEL CD3257-40 (BATTERY ADVISORY POPULATION)

US Regulatory Approval	May 2012
Registered US Implants	6,744
Estimated Active US Implants	1,715
Estimated Longevity	(see table on page 53)
Normal Battery Depletion	321
Max. Delivered Energy	40 joules
Number of US Advisories (see pgs. 301, 302)	Three

	MALFUNCTIONS W/ COMPROMISED THERAPY		MALFUNCTIONS W/O COMPROMISED THERAPY	
	QTY	RATE	QTY	RATE
Electrical Component	6	0.09%	3	0.04%
Electrical Interconnect	1	0.01%	0	0.00%
Battery	1	0.01%	1	0.01%
High Voltage Capacitor	0	0.00%	0	0.00%
Software/Firmware	0	0.00%	4	0.06%
Mechanical	0	0.00%	0	0.00%
Possible Early Battery Depletion	10	0.15%	29	0.43%
Other	1	0.01%	2	0.03%
<b>Total</b>	<b>19</b>	<b>0.28%</b>	<b>39</b>	<b>0.58%</b>



#### INCLUDING NORMAL BATTERY DEPLETION

YEAR	2	4	6	8	10	AT 123 MONTHS
SURVIVAL PROBABILITY	99.62%	93.90%	85.02%	74.59%	74.05%	74.05%
± 1 STANDARD ERROR	0.08%	0.34%	0.56%	0.74%	0.75%	0.75%
SAMPLE SIZE	5,540	4,220	3,070	2,200	980	250

#### EXCLUDING NORMAL BATTERY DEPLETION

YEAR	2	4	6	8	10	AT 123 MONTHS
SURVIVAL PROBABILITY	99.83%	98.56%	96.90%	96.66%	96.56%	96.56%
± 1 STANDARD ERROR	0.05%	0.16%	0.28%	0.30%	0.30%	0.30%



# Cardiac Resynchronization Therapy (CRT) ICDs

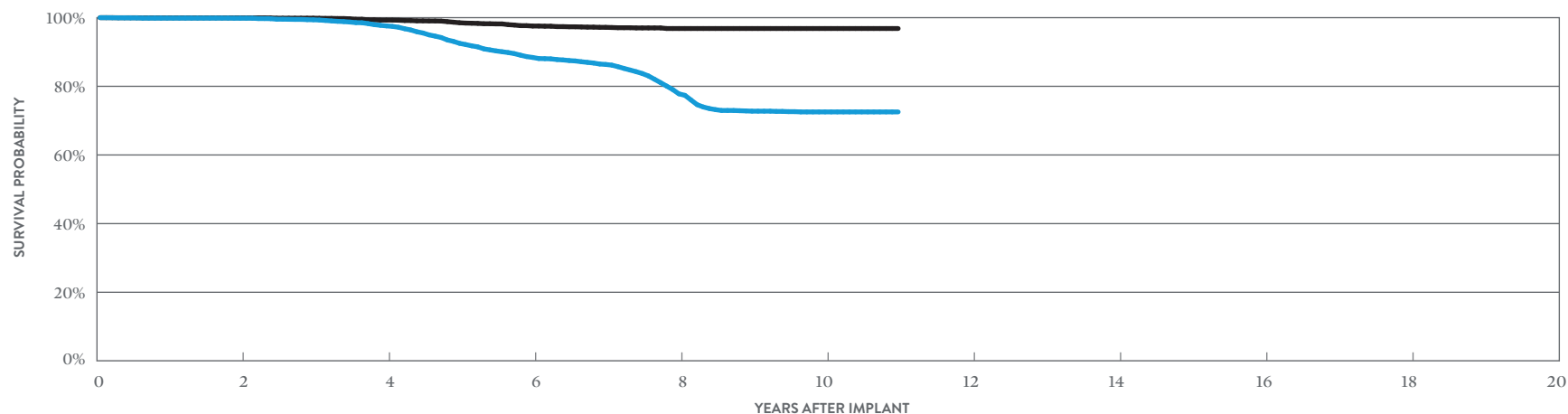
## CUSTOMER REPORTED PERFORMANCE DATA

### Unify Quadra™ CRT-D

#### MODEL CD3249-40Q\* (BATTERY ADVISORY POPULATION)

US Regulatory Approval	November 2011
Registered US Implants	8,949
Estimated Active US Implants	1,981
Estimated Longevity	(see table on page 53)
Normal Battery Depletion	421
Max. Delivered Energy	40 joules
Number of US Advisories (see pgs. 301, 302)	Three

	MALFUNCTIONS W/ COMPROMISED THERAPY		MALFUNCTIONS W/O COMPROMISED THERAPY	
	QTY	RATE	QTY	RATE
Electrical Component	4	0.04%	3	0.03%
Electrical Interconnect	0	0.00%	0	0.00%
Battery	1	0.01%	1	0.01%
High Voltage Capacitor	0	0.00%	0	0.00%
Software/Firmware	0	0.00%	0	0.00%
Mechanical	0	0.00%	1	0.01%
Possible Early Battery Depletion	16	0.18%	36	0.40%
Other	3	0.03%	0	0.00%
<b>Total</b>	<b>24</b>	<b>0.27%</b>	<b>41</b>	<b>0.46%</b>



#### INCLUDING NORMAL BATTERY DEPLETION

YEAR	2	4	6	8	10	AT 132 MONTHS
SURVIVAL PROBABILITY	99.84%	97.60%	88.41%	77.81%	72.54%	72.54%
± 1 STANDARD ERROR	0.04%	0.19%	0.43%	0.61%	0.70%	0.70%
SAMPLE SIZE	7,500	6,070	4,540	3,080	1,910	210

#### EXCLUDING NORMAL BATTERY DEPLETION

YEAR	2	4	6	8	10	AT 132 MONTHS
SURVIVAL PROBABILITY	99.95%	99.29%	97.56%	96.84%	96.84%	96.84%
± 1 STANDARD ERROR	0.02%	0.11%	0.21%	0.26%	0.26%	0.26%

\*DF4-LLHH connector type.

# Cardiac Resynchronization Therapy (CRT) ICDs

## ACTIVELY MONITORED STUDY DATA

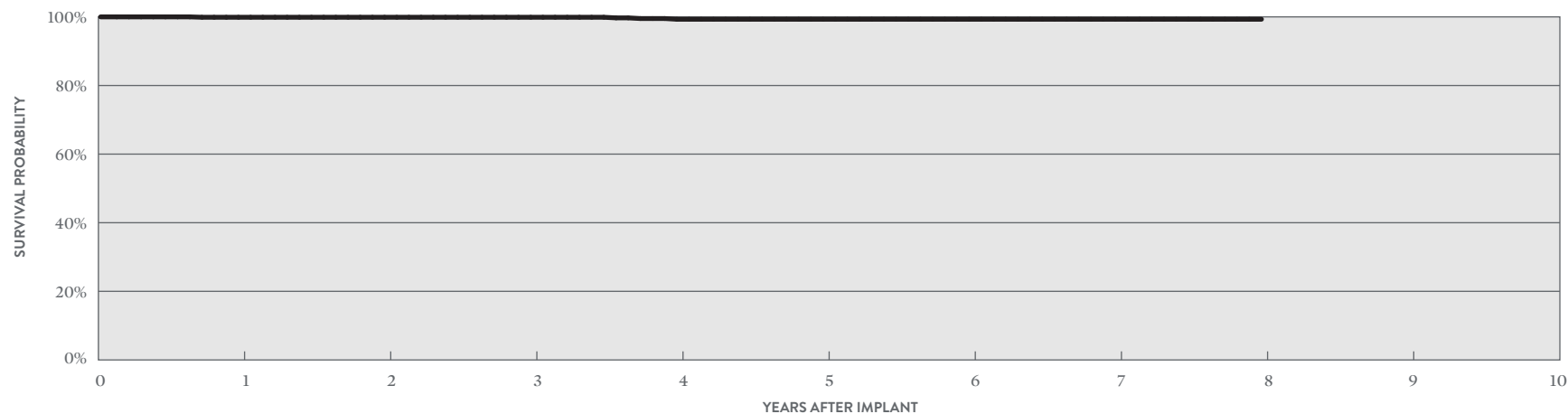
### Unify Quadra™ CRT-D

#### MODEL CD3249-40Q\*

US Regulatory Approval	November 2011
Number of Devices Enrolled in Study	989
Active Devices Enrolled in Study	0
Cumulative Months of Follow-up	51,008
Estimated Longevity	(see table on page 53)
Max. Delivered Energy	40 joules

QUALIFYING COMPLICATIONS	QTY	RATE
Premature Battery Depletion	3	0.30%
Skin Erosion	1	0.10%

	MALFUNCTIONS W/ COMPROMISED THERAPY		MALFUNCTIONS W/O COMPROMISED THERAPY	
	QTY	RATE	QTY	RATE
Electrical Component	0	0.00%	0	0.00%
Electrical Interconnect	0	0.00%	0	0.00%
Battery	0	0.00%	0	0.00%
High Voltage Capacitor	0	0.00%	0	0.00%
Software/Firmware	0	0.00%	0	0.00%
Mechanical	0	0.00%	0	0.00%
Possible Early Battery Depletion	1	0.10%	3	0.30%
Other	1	0.10%	1	0.10%
<b>Total</b>	<b>2</b>	<b>0.20%</b>	<b>4</b>	<b>0.40%</b>



#### ACTIVELY MONITORED STUDY DATA

YEAR	1	2	3	4	5	6	7	8
SURVIVAL PROBABILITY	99.89%	99.89%	99.89%	99.31%	99.31%	99.31%	99.31%	99.31%
± 1 STANDARD ERROR	0.11%	0.11%	0.11%	0.29%	0.35%	0.35%	0.35%	0.35%
SAMPLE SIZE	920	780	660	550	440	380	360	70

\*DF4-LLHH connector type.

# Cardiac Resynchronization Therapy (CRT) ICDs

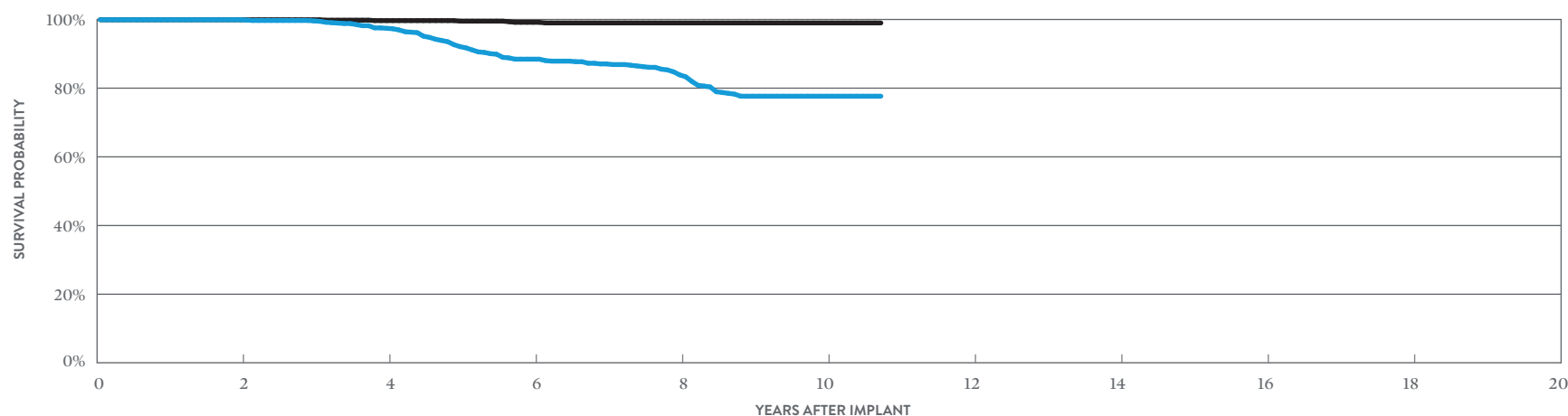
## CUSTOMER REPORTED PERFORMANCE DATA

### Unify Quadra™ CRT-D

#### MODEL CD3249-40 (BATTERY ADVISORY POPULATION)

US Regulatory Approval	November 2011
Registered US Implants	2,523
Estimated Active US Implants	578
Estimated Longevity	(see table on page 53)
Normal Battery Depletion	106
Max. Delivered Energy	40 joules
Number of US Advisories (see pgs. 301, 302)	Three

	MALFUNCTIONS W/ COMPROMISED THERAPY		MALFUNCTIONS W/O COMPROMISED THERAPY	
	QTY	RATE	QTY	RATE
Electrical Component	0	0.00%	0	0.00%
Electrical Interconnect	0	0.00%	0	0.00%
Battery	0	0.00%	0	0.00%
High Voltage Capacitor	0	0.00%	0	0.00%
Software/Firmware	0	0.00%	0	0.00%
Mechanical	0	0.00%	1	0.04%
Possible Early Battery Depletion	0	0.00%	5	0.20%
Other	1	0.04%	0	0.00%
<b>Total</b>	<b>1</b>	<b>0.04%</b>	<b>6</b>	<b>0.24%</b>



#### INCLUDING NORMAL BATTERY DEPLETION

YEAR	2	4	6	8	10	AT 129 MONTHS
SURVIVAL PROBABILITY	99.92%	97.42%	88.44%	83.87%	77.66%	77.66%
± 1 STANDARD ERROR	0.06%	0.38%	0.84%	1.00%	1.26%	1.26%
SAMPLE SIZE	2,050	1,600	1,190	840	580	240

#### EXCLUDING NORMAL BATTERY DEPLETION

YEAR	2	4	6	8	10	AT 129 MONTHS
SURVIVAL PROBABILITY	99.92%	99.67%	99.17%	98.99%	98.99%	98.99%
± 1 STANDARD ERROR	0.06%	0.14%	0.24%	0.27%	0.27%	0.27%

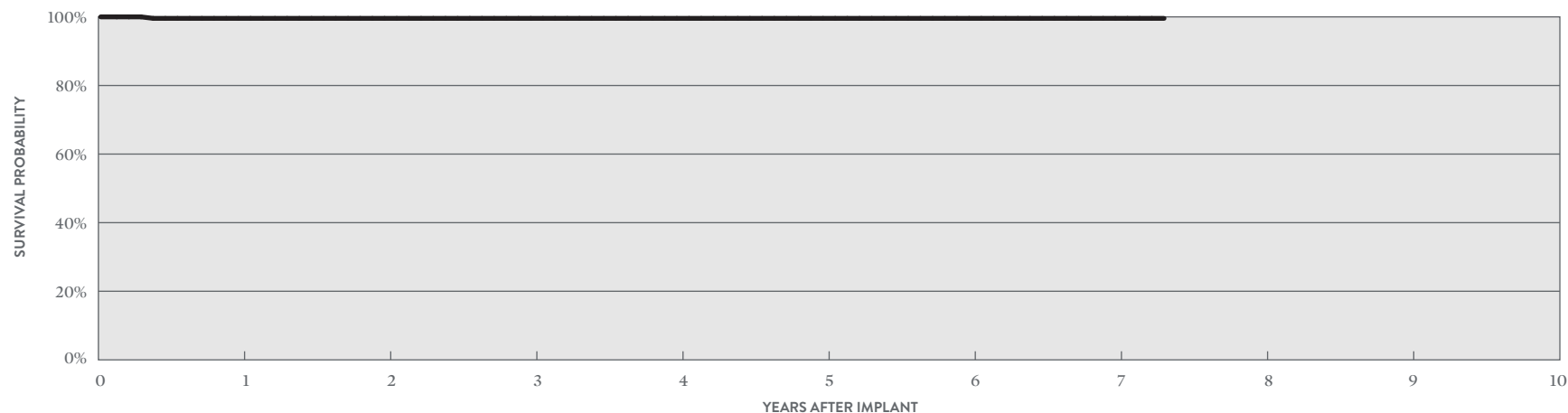
# Cardiac Resynchronization Therapy (CRT) ICDs

## ACTIVELY MONITORED STUDY DATA

### Unify Quadra™ CRT-D

#### MODEL CD3249-40

		QUALIFYING COMPLICATIONS				MALFUNCTIONS W/ COMPROMISED THERAPY		MALFUNCTIONS W/O COMPROMISED THERAPY	
			QTY	RATE	QTY	RATE	QTY	RATE	
US Regulatory Approval	November 2011	Skin Erosion	1	0.41%	Electrical Component	0	0.00%	0	0.00%
Number of Devices Enrolled in Study	245				Electrical Interconnect	0	0.00%	0	0.00%
Active Devices Enrolled in Study	0				Battery	0	0.00%	0	0.00%
Cumulative Months of Follow-up	11,372				High Voltage Capacitor	0	0.00%	0	0.00%
Estimated Longevity	(see table on page 53)				Software/Firmware	0	0.00%	0	0.00%
Max. Delivered Energy	40 joules				Mechanical	0	0.00%	0	0.00%
					Possible Early Battery Depletion	0	0.00%	0	0.00%
					Other	0	0.00%	0	0.00%
					<b>Total</b>	<b>0</b>	<b>0.00%</b>	<b>0</b>	<b>0.00%</b>



#### ACTIVELY MONITORED STUDY DATA

YEAR	1	2	3	4	5	6	7	AT 88 MONTHS
SURVIVAL PROBABILITY	99.57%	99.57%	99.57%	99.57%	99.57%	99.57%	99.57%	99.57%
± 1 STANDARD ERROR	0.43%	0.43%	0.43%	0.43%	0.43%	0.43%	0.43%	0.43%
SAMPLE SIZE	230	190	160	130	90	70	60	50

# Cardiac Resynchronization Therapy (CRT) ICDs

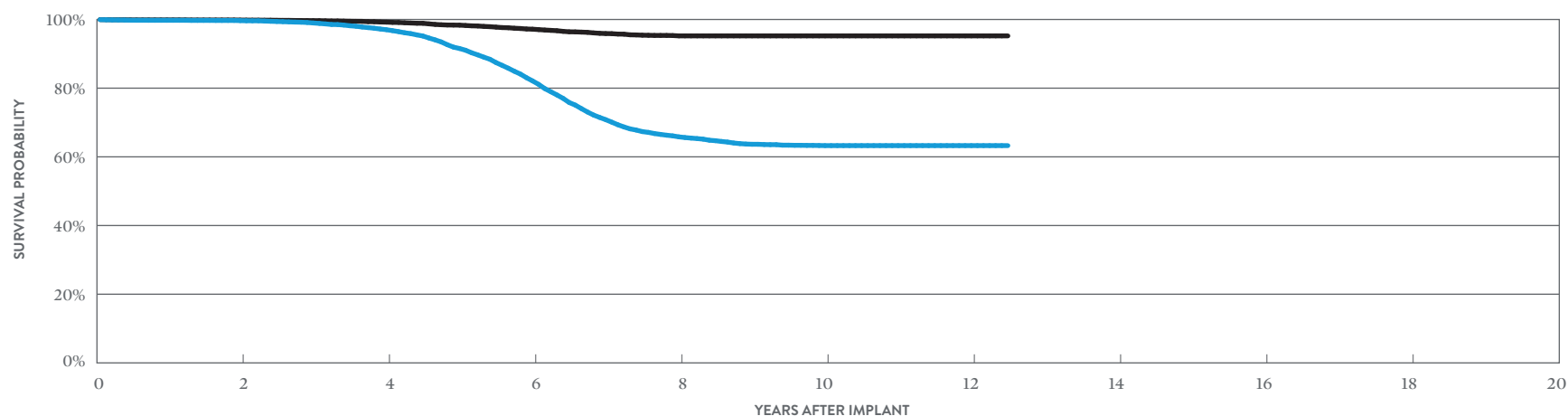
## CUSTOMER REPORTED PERFORMANCE DATA

### Unify™ CRT-D

#### MODEL CD3231-40Q (BATTERY ADVISORY POPULATION)

US Regulatory Approval	May 2010
Registered US Implants	19,028
Estimated Active US Implants	3,514
Estimated Longevity	(see table on page 53)
Normal Battery Depletion	1,305
Max. Delivered Energy	40 joules
Number of US Advisories (see pgs. 301, 302)	Three

	MALFUNCTIONS W/ COMPROMISED THERAPY		MALFUNCTIONS W/O COMPROMISED THERAPY	
	QTY	RATE	QTY	RATE
Electrical Component	2	0.01%	5	0.03%
Electrical Interconnect	1	<0.01%	0	0.00%
Battery	14	0.07%	9	0.05%
High Voltage Capacitor	16	0.08%	6	0.03%
Software/Firmware	0	0.00%	2	0.01%
Mechanical	1	<0.01%	2	0.01%
Possible Early Battery Depletion	56	0.29%	58	0.30%
Other	8	0.04%	6	0.03%
<b>Total</b>	<b>98</b>	<b>0.52%</b>	<b>88</b>	<b>0.46%</b>



#### INCLUDING NORMAL BATTERY DEPLETION

YEAR	2	4	6	8	10	12	AT 150 MONTHS
SURVIVAL PROBABILITY	99.66%	97.02%	82.10%	65.82%	63.27%	63.27%	63.27%
± 1 STANDARD ERROR	0.04%	0.14%	0.36%	0.47%	0.49%	0.49%	0.49%
SAMPLE SIZE	15,570	12,450	9,210	5,800	4,000	1,920	230

#### EXCLUDING NORMAL BATTERY DEPLETION

YEAR	2	4	6	8	10	12	AT 150 MONTHS
SURVIVAL PROBABILITY	99.83%	99.22%	97.17%	95.22%	95.22%	95.22%	95.22%
± 1 STANDARD ERROR	0.03%	0.07%	0.16%	0.22%	0.23%	0.23%	0.23%

\*DF4-LLHH connector type.

# Cardiac Resynchronization Therapy (CRT) ICDs

## ACTIVELY MONITORED STUDY DATA

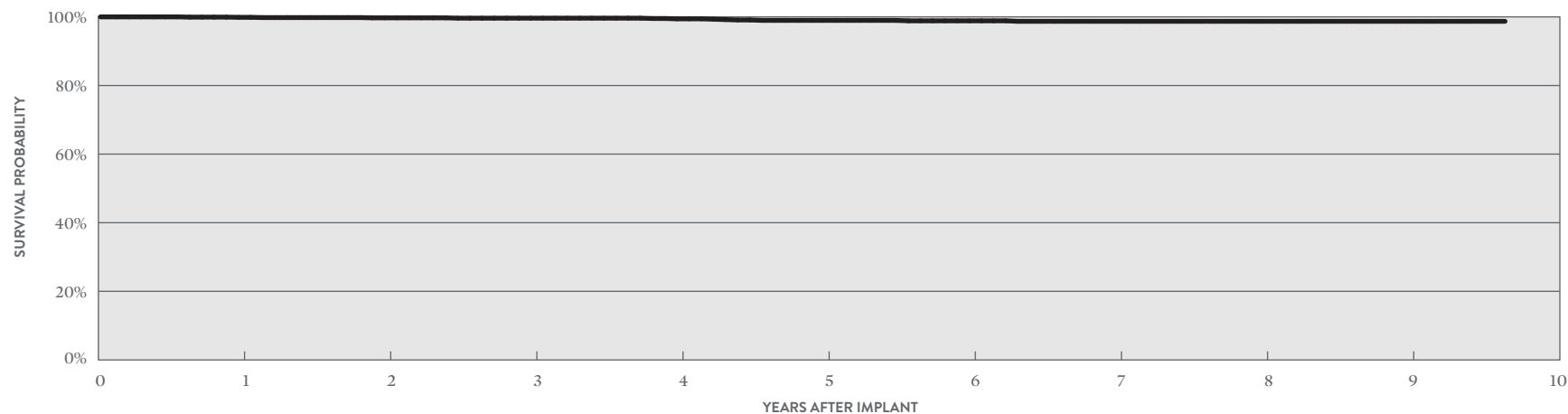
### Unify™ CRT-D

#### MODEL CD3231-40Q

US Regulatory Approval	May 2010
Number of Devices Enrolled in Study	1,680
Active Devices Enrolled in Study	0
Cumulative Months of Follow-up	103,836
Estimated Longevity	(see table on page 53)
Max. Delivered Energy	40 joules

QUALIFYING COMPLICATIONS	QTY	RATE
Inappropriate Shock	2	0.12%
Premature Battery Depletion	10	0.60%
Skin Erosion	1	0.06%

	MALFUNCTIONS W/ COMPROMISED THERAPY		MALFUNCTIONS W/O COMPROMISED THERAPY	
	QTY	RATE	QTY	RATE
Electrical Component	0	0.00%	1	0.06%
Electrical Interconnect	0	0.00%	0	0.00%
Battery	1	0.06%	1	0.06%
High Voltage Capacitor	1	0.06%	0	0.00%
Software/Firmware	0	0.00%	0	0.00%
Mechanical	0	0.00%	1	0.06%
Possible Early Battery Depletion	12	0.71%	4	0.24%
Other	2	0.12%	0	0.00%
<b>Total</b>	<b>16</b>	<b>0.95%</b>	<b>7</b>	<b>0.42%</b>



#### ACTIVELY MONITORED STUDY DATA

YEAR	1	2	3	4	5	6	7	8	9	AT 116 MONTHS
SURVIVAL PROBABILITY	99.87%	99.72%	99.63%	99.43%	98.98%	98.85%	98.71%	98.71%	98.71%	98.71%
± 1 STANDARD ERROR	0.07%	0.14%	0.16%	0.19%	0.31%	0.34%	0.37%	0.37%	0.37%	0.37%
SAMPLE SIZE	1,570	1,360	1,180	1,020	860	750	700	660	480	60

\*DF4-LLHH connector type.

# Cardiac Resynchronization Therapy (CRT) ICDs

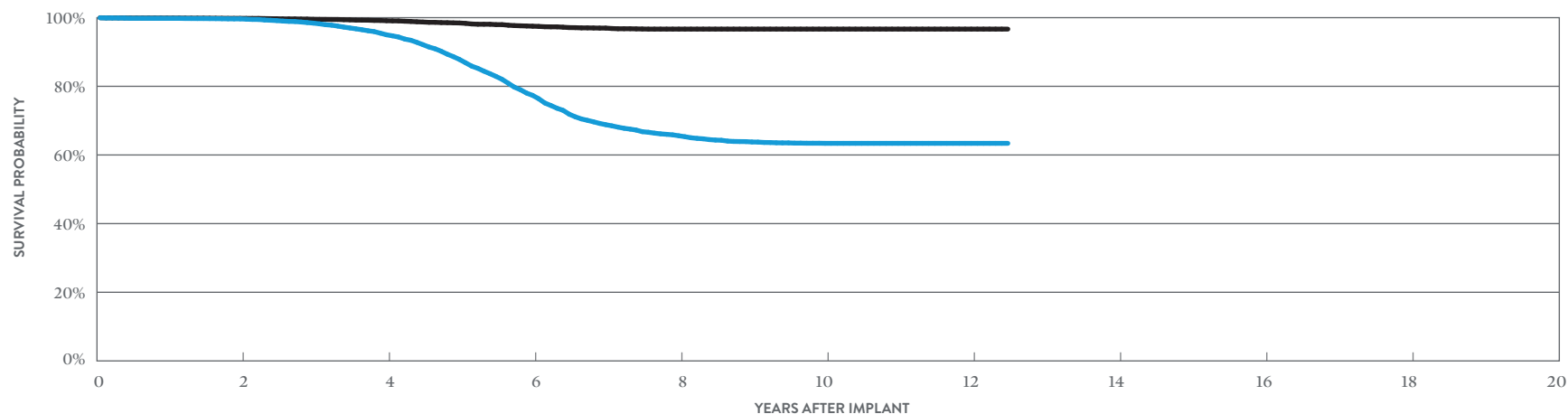
## CUSTOMER REPORTED PERFORMANCE DATA

### Unify™ CRT-D

#### MODEL CD3231-40 (BATTERY ADVISORY POPULATION)

US Regulatory Approval	May 2010
Registered US Implants	20,502
Estimated Active US Implants	4,140
Estimated Longevity	(see table on page 53)
Normal Battery Depletion	1,451
Max. Delivered Energy	40 joules
Number of US Advisories (see pgs. 301, 302)	Three

	MALFUNCTIONS W/ COMPROMISED THERAPY		MALFUNCTIONS W/O COMPROMISED THERAPY	
	QTY	RATE	QTY	RATE
Electrical Component	10	0.05%	5	0.02%
Electrical Interconnect	3	0.01%	0	0.00%
Battery	9	0.04%	3	0.01%
High Voltage Capacitor	7	0.03%	0	0.00%
Software/Firmware	0	0.00%	2	<0.01%
Mechanical	1	<0.01%	1	<0.01%
Possible Early Battery Depletion	32	0.16%	47	0.23%
Other	11	0.05%	11	0.05%
<b>Total</b>	<b>73</b>	<b>0.36%</b>	<b>69</b>	<b>0.34%</b>



#### INCLUDING NORMAL BATTERY DEPLETION

YEAR	2	4	6	8	10	12	AT 150 MONTHS
SURVIVAL PROBABILITY	99.64%	95.01%	77.36%	65.59%	63.39%	63.39%	63.39%
± 1 STANDARD ERROR	0.04%	0.18%	0.39%	0.46%	0.48%	0.48%	0.48%
SAMPLE SIZE	16,530	12,630	8,960	5,980	4,490	1,760	220

#### EXCLUDING NORMAL BATTERY DEPLETION

YEAR	2	4	6	8	10	12	AT 150 MONTHS
SURVIVAL PROBABILITY	99.80%	99.11%	97.51%	96.67%	96.67%	96.67%	96.67%
± 1 STANDARD ERROR	0.03%	0.08%	0.15%	0.18%	0.18%	0.18%	0.18%

# Cardiac Resynchronization Therapy (CRT) ICDs

## ACTIVELY MONITORED STUDY DATA

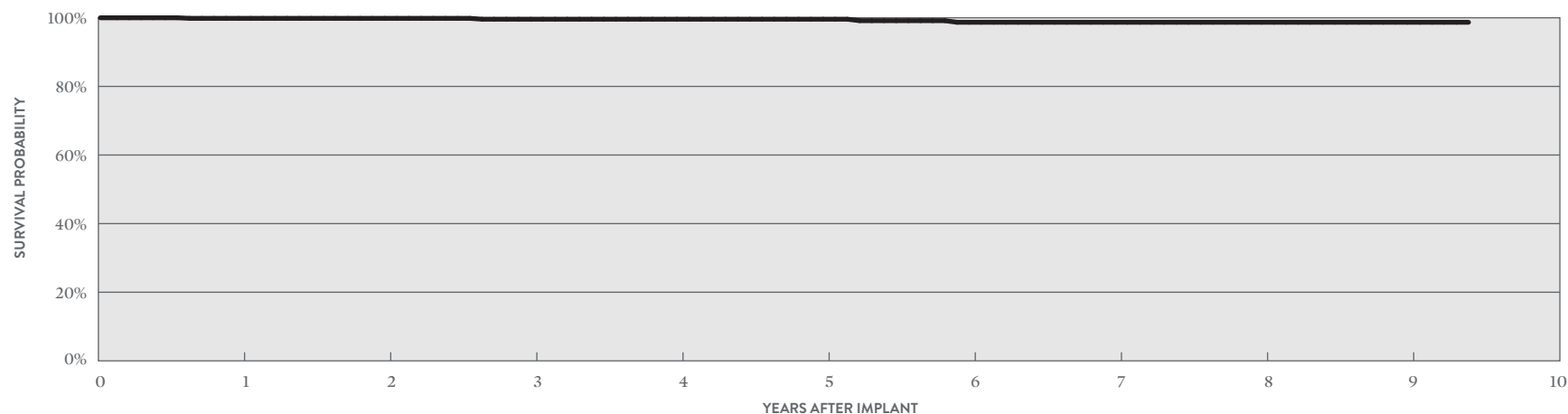
### Unify™ CRT-D

#### MODEL CD3231-40

US Regulatory Approval	May 2010
Number of Devices Enrolled in Study	688
Active Devices Enrolled in Study	0
Cumulative Months of Follow-up	35,002
Estimated Longevity	(see table on page 53)
Max. Delivered Energy	40 joules

QUALIFYING COMPLICATIONS	QTY	RATE
Premature Battery Depletion	3	0.44%
Skin Erosion	1	0.15%

	MALFUNCTIONS W/ COMPROMISED THERAPY		MALFUNCTIONS W/O COMPROMISED THERAPY	
	QTY	RATE	QTY	RATE
Electrical Component	1	0.15%	0	0.00%
Electrical Interconnect	1	0.15%	0	0.00%
Battery	1	0.15%	2	0.29%
High Voltage Capacitor	0	0.00%	0	0.00%
Software/Firmware	0	0.00%	1	0.15%
Mechanical	0	0.00%	0	0.00%
Possible Early Battery Depletion	1	0.15%	2	0.29%
Other	0	0.00%	1	0.15%
<b>Total</b>	<b>4</b>	<b>0.58%</b>	<b>6</b>	<b>0.87%</b>



#### ACTIVELY MONITORED STUDY DATA

YEAR	1	2	3	4	5	6	7	8	9	AT 113 MONTHS
SURVIVAL PROBABILITY	99.84%	99.84%	99.59%	99.59%	99.59%	98.69%	98.69%	98.69%	98.69%	98.69%
± 1 STANDARD ERROR	0.16%	0.16%	0.29%	0.29%	0.29%	0.70%	0.70%	0.70%	0.70%	0.70%
SAMPLE SIZE	630	510	410	350	280	220	190	180	120	50



# Cardiac Resynchronization Therapy (CRT) ICDs

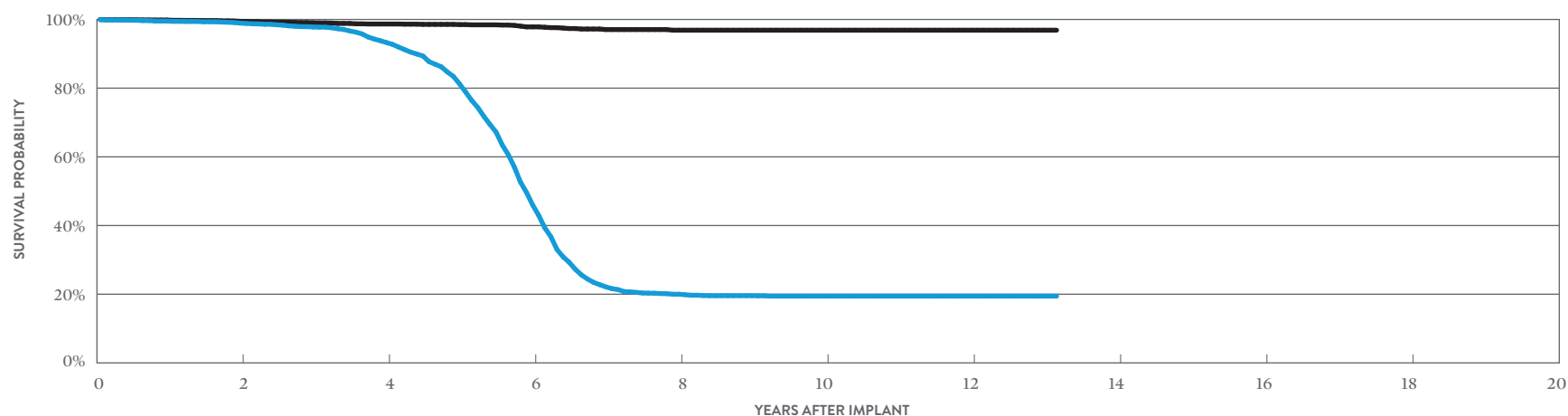
## CUSTOMER REPORTED PERFORMANCE DATA

### Promote™ + CRT-D

#### MODEL CD3211-36Q\*

US Regulatory Approval	February 2009
Registered US Implants	6,903
Estimated Active US Implants	839
Estimated Longevity	(see table on page 53)
Normal Battery Depletion	1,327
Max. Delivered Energy	36 joules
Number of US Advisories (see pg. 301)	One

	MALFUNCTIONS W/ COMPROMISED THERAPY		MALFUNCTIONS W/O COMPROMISED THERAPY	
	QTY	RATE	QTY	RATE
Electrical Component	4	0.06%	3	0.04%
Electrical Interconnect	0	0.00%	0	0.00%
Battery	9	0.13%	5	0.07%
High Voltage Capacitor	1	0.01%	0	0.00%
Software/Firmware	0	0.00%	11	0.16%
Mechanical	1	0.01%	0	0.00%
Possible Early Battery Depletion	2	0.03%	0	0.00%
Other	5	0.07%	6	0.09%
<b>Total</b>	<b>22</b>	<b>0.32%</b>	<b>25</b>	<b>0.36%</b>



#### INCLUDING NORMAL BATTERY DEPLETION

YEAR	2	4	6	8	10	12	AT 158 MONTHS
SURVIVAL PROBABILITY	98.94%	93.28%	46.00%	20.00%	19.44%	19.44%	19.44%
± 1 STANDARD ERROR	0.12%	0.36%	0.79%	0.59%	0.58%	0.58%	0.58%
SAMPLE SIZE	5,420	4,150	2,550	1,150	990	860	210

#### EXCLUDING NORMAL BATTERY DEPLETION

YEAR	2	4	6	8	10	12	AT 158 MONTHS
SURVIVAL PROBABILITY	99.45%	98.68%	97.84%	96.88%	96.88%	96.88%	96.88%
± 1 STANDARD ERROR	0.09%	0.16%	0.24%	0.35%	0.35%	0.35%	0.35%

\*DF4-LLHH connector type.

# Cardiac Resynchronization Therapy (CRT) ICDs

## ACTIVELY MONITORED STUDY DATA

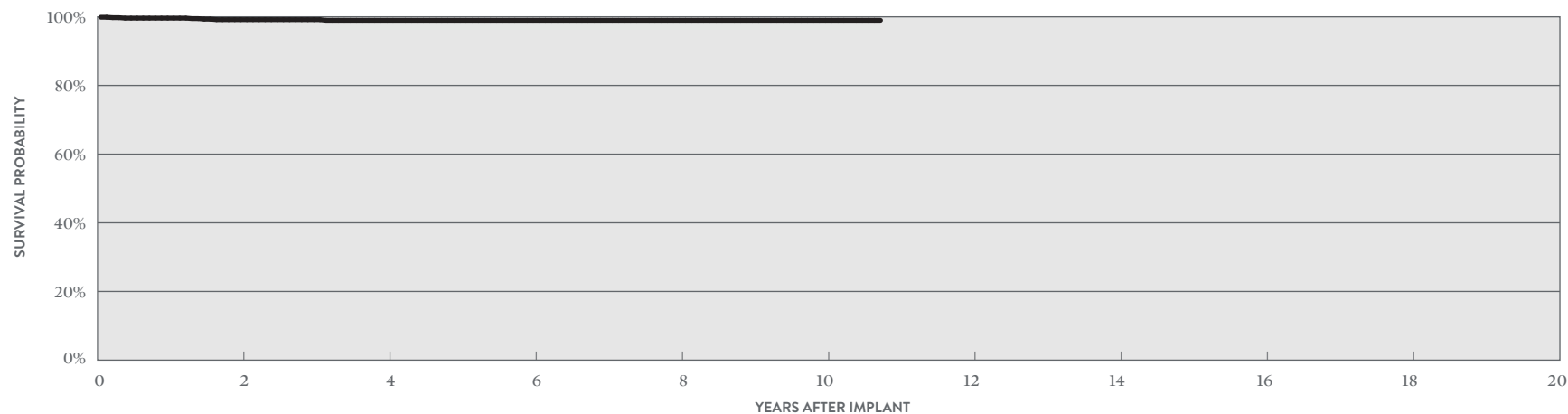
### Promote™ + CRT-D

#### MODEL CD3211-36Q\*

US Regulatory Approval	February 2009
Number of Devices Enrolled in Study	856
Active Devices Enrolled in Study	0
Cumulative Months of Follow-up	50,140
Estimated Longevity	(see table on page 53)
Max. Delivered Energy	36 joules

QUALIFYING COMPLICATIONS	QTY	RATE
Inappropriate Shock	3	0.35%
Premature Battery Depletion	2	0.23%
Skin Erosion	2	0.23%

	MALFUNCTIONS W/ COMPROMISED THERAPY		MALFUNCTIONS W/O COMPROMISED THERAPY	
	QTY	RATE	QTY	RATE
Electrical Component	1	0.12%	1	0.12%
Electrical Interconnect	0	0.00%	0	0.00%
Battery	1	0.12%	1	0.12%
High Voltage Capacitor	0	0.00%	0	0.00%
Software/Firmware	0	0.00%	0	0.00%
Mechanical	0	0.00%	1	0.12%
Possible Early Battery Depletion	2	0.23%	0	0.00%
Other	0	0.00%	0	0.00%
<b>Total</b>	<b>4</b>	<b>0.47%</b>	<b>3</b>	<b>0.35%</b>



#### ACTIVELY MONITORED STUDY DATA

YEAR	2	4	6	8	10	AT 129 MONTHS
SURVIVAL PROBABILITY	99.19%	99.00%	99.00%	99.00%	99.00%	99.00%
± 1 STANDARD ERROR	0.33%	0.38%	0.38%	0.38%	0.38%	0.38%
SAMPLE SIZE	680	480	300	240	210	70

\*DF4-LLHH connector type.

# Cardiac Resynchronization Therapy (CRT) ICDs

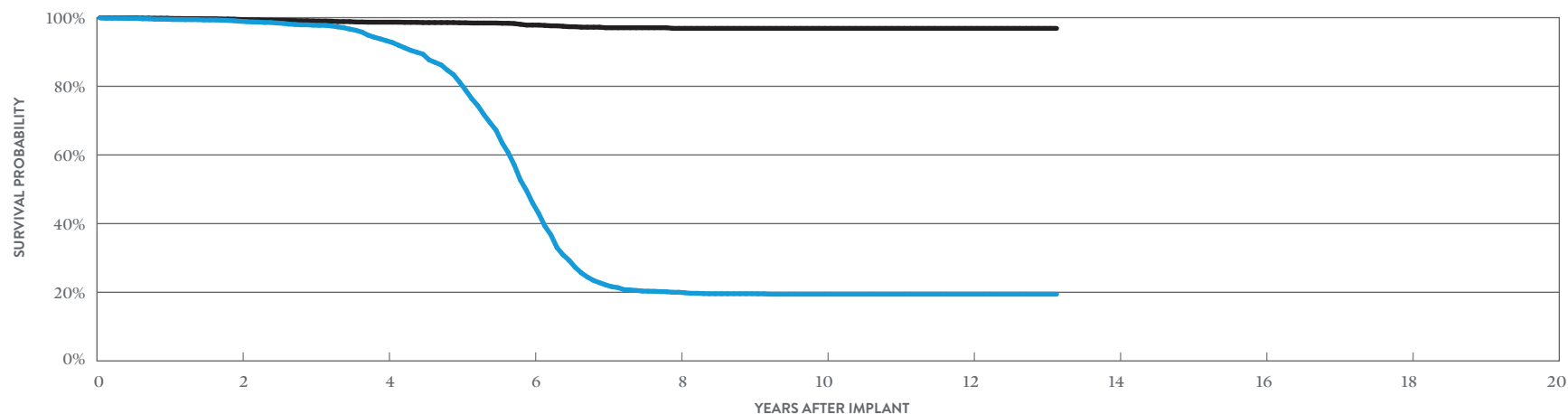
## CUSTOMER REPORTED PERFORMANCE DATA

### Promote™ + CRT-D

#### MODEL CD3211-36

US Regulatory Approval	February 2009
Registered US Implants	8,646
Estimated Active US Implants	1,002
Estimated Longevity	(see table on page 53)
Normal Battery Depletion	1,486
Max. Delivered Energy	36 joules
Number of US Advisories (see pg. 301)	One

	MALFUNCTIONS W/ COMPROMISED THERAPY		MALFUNCTIONS W/O COMPROMISED THERAPY	
	QTY	RATE	QTY	RATE
Electrical Component	3	0.03%	3	0.03%
Electrical Interconnect	0	0.00%	0	0.00%
Battery	11	0.13%	3	0.03%
High Voltage Capacitor	2	0.02%	0	0.00%
Software/Firmware	1	0.01%	11	0.13%
Mechanical	0	0.00%	1	0.01%
Possible Early Battery Depletion	5	0.06%	1	0.01%
Other	5	0.06%	3	0.03%
<b>Total</b>	<b>27</b>	<b>0.31%</b>	<b>22</b>	<b>0.25%</b>



#### INCLUDING NORMAL BATTERY DEPLETION

YEAR	2	4	6	8	10	12	AT 161 MONTHS
SURVIVAL PROBABILITY	99.33%	92.46%	42.18%	22.03%	21.57%	21.57%	21.57%
± 1 STANDARD ERROR	0.09%	0.35%	0.73%	0.58%	0.57%	0.57%	0.57%
SAMPLE SIZE	6,680	4,900	2,760	1,340	1,150	980	230

#### EXCLUDING NORMAL BATTERY DEPLETION

YEAR	2	4	6	8	10	12	AT 161 MONTHS
SURVIVAL PROBABILITY	99.72%	98.84%	97.74%	97.11%	97.11%	97.11%	97.11%
± 1 STANDARD ERROR	0.06%	0.14%	0.22%	0.31%	0.31%	0.31%	0.31%

# Cardiac Resynchronization Therapy (CRT) ICDs

## ACTIVELY MONITORED STUDY DATA

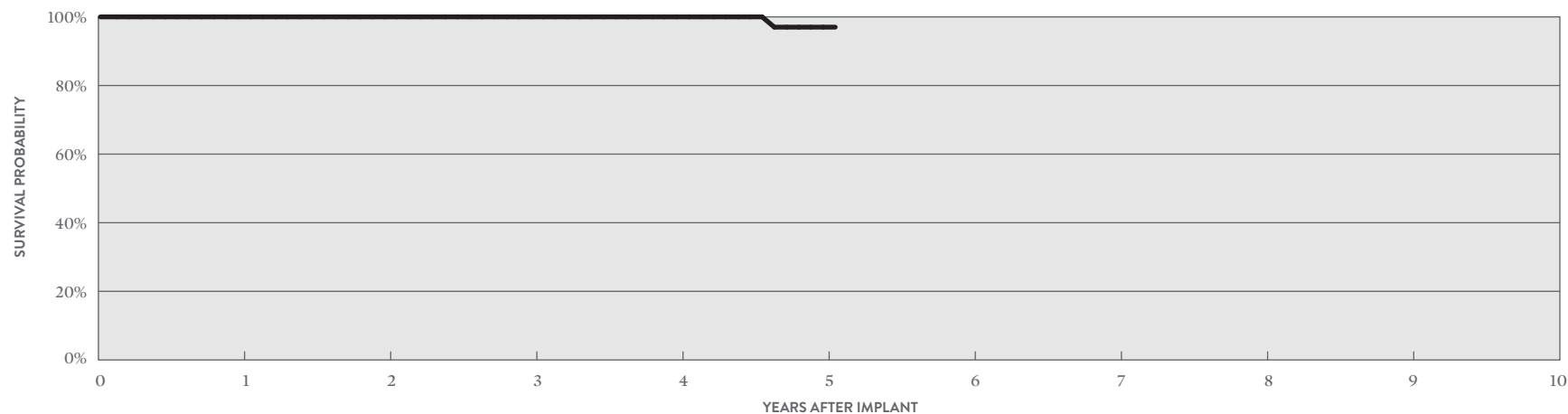
### Promote™ + CRT-D

#### MODEL CD3211-36

US Regulatory Approval	February 2009
Number of Devices Enrolled in Study	223
Active Devices Enrolled in Study	0
Cumulative Months of Follow-up	9,516
Estimated Longevity	(see table on page 53)
Max. Delivered Energy	36 joules

QUALIFYING COMPLICATIONS	QTY	RATE
Skin Erosion	2	0.90%

	MALFUNCTIONS W/ COMPROMISED THERAPY		MALFUNCTIONS W/O COMPROMISED THERAPY	
	QTY	RATE	QTY	RATE
Electrical Component	0	0.00%	0	0.00%
Electrical Interconnect	0	0.00%	0	0.00%
Battery	0	0.00%	0	0.00%
High Voltage Capacitor	0	0.00%	0	0.00%
Software/Firmware	0	0.00%	3	1.35%
Mechanical	0	0.00%	0	0.00%
Possible Early Battery Depletion	0	0.00%	0	0.00%
Other	0	0.00%	0	0.00%
<b>Total</b>	<b>0</b>	<b>0.00%</b>	<b>3</b>	<b>1.35%</b>



#### ACTIVELY MONITORED STUDY DATA

YEAR	1	2	3	4	5	AT 61 MONTHS
SURVIVAL PROBABILITY	100.00%	100.00%	100.00%	100.00%	97.01%	97.01%
± 1 STANDARD ERROR	0.00%	0.00%	0.00%	0.00%	2.08%	2.08%
SAMPLE SIZE	210	170	130	100	70	60

# Cardiac Resynchronization Therapy (CRT) ICDs

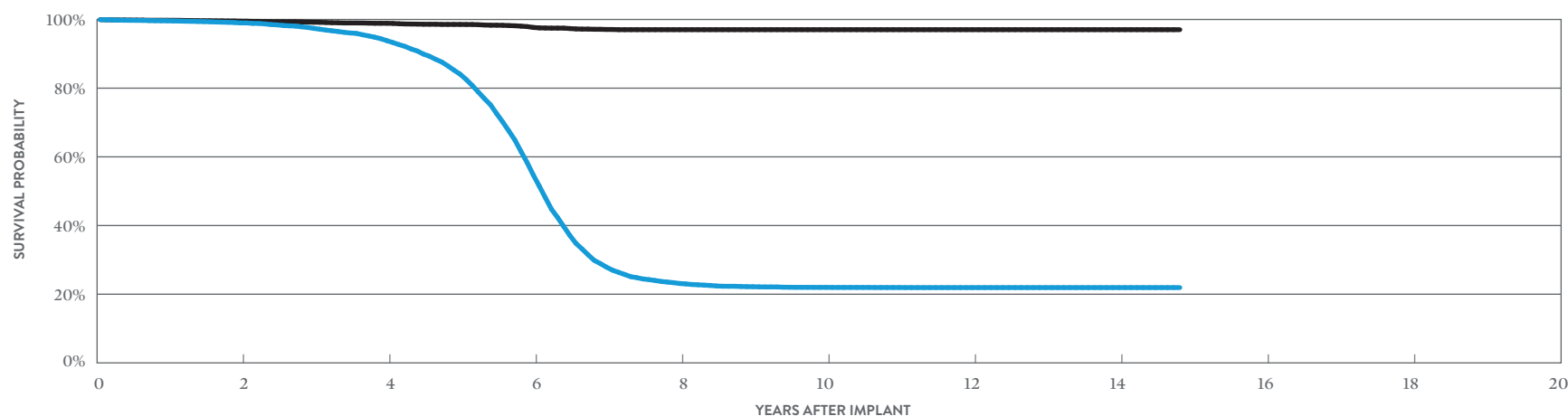
## CUSTOMER REPORTED PERFORMANCE DATA

### Promote™ RF CRT-D

#### MODEL 3207-36

US Regulatory Approval	September 2007
Registered US Implants	24,006
Estimated Active US Implants	2,140
Estimated Longevity	(see table on page 53)
Normal Battery Depletion	3,422
Max. Delivered Energy	36 joules
Number of US Advisories (see pg. 301)	One

	MALFUNCTIONS W/ COMPROMISED THERAPY		MALFUNCTIONS W/O COMPROMISED THERAPY	
	QTY	RATE	QTY	RATE
Electrical Component	4	0.02%	6	0.02%
Electrical Interconnect	5	0.02%	3	0.01%
Battery	19	0.08%	9	0.04%
High Voltage Capacitor	5	0.02%	1	<0.01%
Software/Firmware	0	0.00%	15	0.06%
Mechanical	3	0.01%	10	0.04%
Possible Early Battery Depletion	10	0.04%	6	0.02%
Other	17	0.07%	17	0.07%
<b>Total</b>	<b>63</b>	<b>0.26%</b>	<b>67</b>	<b>0.28%</b>



#### INCLUDING NORMAL BATTERY DEPLETION

YEAR	2	4	6	8	10	12	14	AT 178 MONTHS
SURVIVAL PROBABILITY	98.99%	93.82%	54.75%	23.12%	21.99%	21.93%	21.93%	21.93%
± 1 STANDARD ERROR	0.07%	0.19%	0.47%	0.40%	0.39%	0.39%	0.39%	0.39%
SAMPLE SIZE	18,290	13,030	7,610	3,100	2,590	2,360	1,470	250

#### EXCLUDING NORMAL BATTERY DEPLETION

YEAR	2	4	6	8	10	12	14	AT 178 MONTHS
SURVIVAL PROBABILITY	99.51%	98.89%	97.68%	97.03%	97.03%	97.03%	97.03%	97.03%
± 1 STANDARD ERROR	0.05%	0.08%	0.13%	0.19%	0.19%	0.19%	0.19%	0.19%

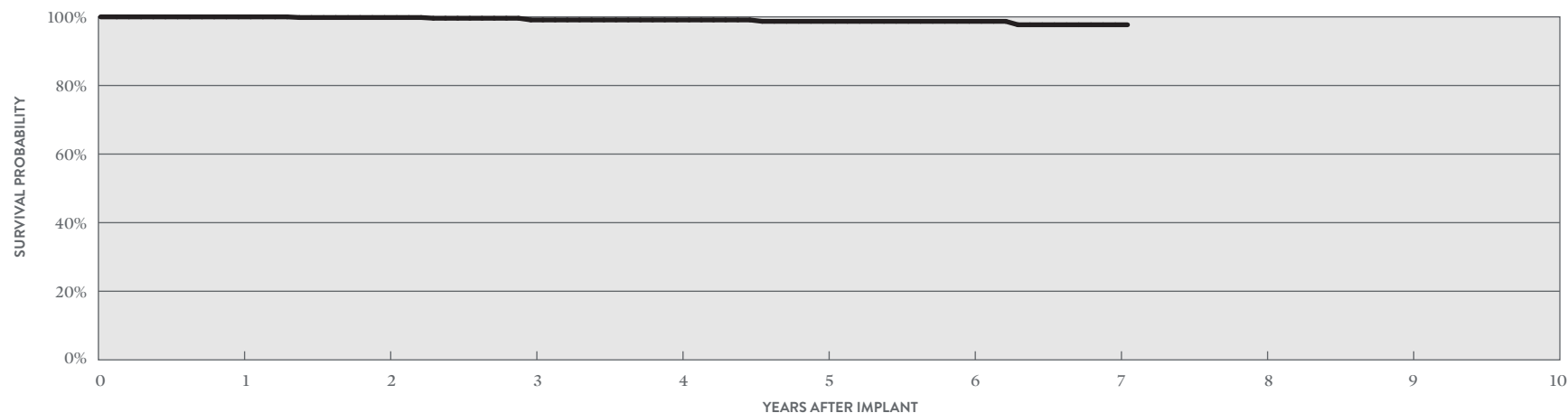
# Cardiac Resynchronization Therapy (CRT) ICDs

## ACTIVELY MONITORED STUDY DATA

### Promote™ RF CRT-D

#### MODEL 3207-36

		QUALIFYING COMPLICATIONS		MALFUNCTIONS					
			QTY	RATE	W/ COMPROMISED THERAPY		W/O COMPROMISED THERAPY		
					QTY	RATE	QTY	RATE	
US Regulatory Approval	September 2007	Inappropriate Shock	1	0.15%	Electrical Component	0	0.00%	1	0.15%
Number of Devices Enrolled in Study	672	Premature Battery Depletion	4	0.60%	Electrical Interconnect	0	0.00%	0	0.00%
Active Devices Enrolled in Study	0	Skin Erosion	2	0.30%	Battery	0	0.00%	1	0.15%
Cumulative Months of Follow-up	30,394				High Voltage Capacitor	0	0.00%	0	0.00%
Estimated Longevity	(see table on page 53)				Software/Firmware	0	0.00%	1	0.15%
Max. Delivered Energy	36 joules				Mechanical	0	0.00%	0	0.00%
					Possible Early Battery Depletion	0	0.00%	1	0.15%
					Other	2	0.30%	1	0.15%
					<b>Total</b>	<b>2</b>	<b>0.30%</b>	<b>5</b>	<b>0.74%</b>



#### ACTIVELY MONITORED STUDY DATA

YEAR	1	2	3	4	5	6	7	AT 85 MONTHS
SURVIVAL PROBABILITY	100.00%	99.82%	99.11%	99.11%	98.70%	98.70%	97.70%	97.70%
± 1 STANDARD ERROR	0.00%	0.18%	0.28%	0.45%	0.61%	0.61%	1.16%	1.16%
SAMPLE SIZE	630	540	450	340	240	160	90	60

# Cardiac Resynchronization Therapy (CRT) ICDs

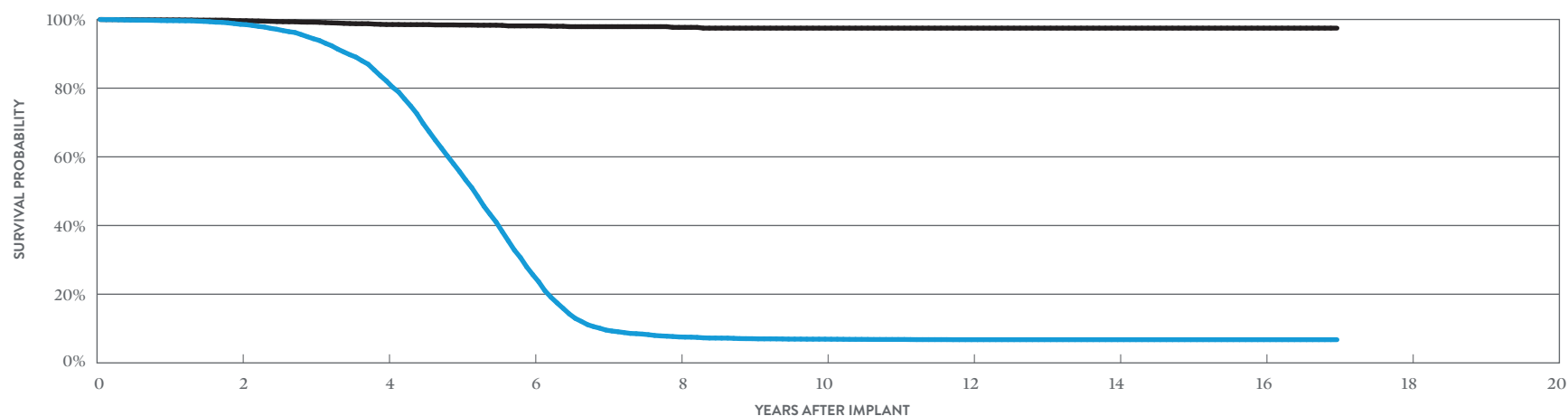
## CUSTOMER REPORTED PERFORMANCE DATA

### Atlas™ + HF CRT-D

#### MODEL V-343

US Regulatory Approval	November 2004
Registered US Implants	18,776
Estimated Active US Implants	645
Estimated Longevity	(see table on page 53)
Normal Battery Depletion	3,494
Max. Delivered Energy	36 joules
Number of US Advisories (see pgs. 306, 307)	Two

	MALFUNCTIONS W/ COMPROMISED THERAPY		MALFUNCTIONS W/O COMPROMISED THERAPY	
	QTY	RATE	QTY	RATE
Electrical Component	3	0.02%	1	<0.01%
Electrical Interconnect	0	0.00%	0	0.00%
Battery	40	0.21%	4	0.02%
High Voltage Capacitor	0	0.00%	0	0.00%
Software/Firmware	0	0.00%	1	<0.01%
Mechanical	0	0.00%	1	<0.01%
Possible Early Battery Depletion	7	0.04%	11	0.06%
Other	10	0.05%	4	0.02%
<b>Total</b>	<b>60</b>	<b>0.32%</b>	<b>22</b>	<b>0.12%</b>



#### INCLUDING NORMAL BATTERY DEPLETION

YEAR	2	4	6	8	10	12	14	16	AT 204 MONTHS
SURVIVAL PROBABILITY	98.60%	82.08%	25.72%	7.56%	6.91%	6.76%	6.76%	6.76%	6.76%
± 1 STANDARD ERROR	0.09%	0.36%	0.48%	0.26%	0.25%	0.24%	0.24%	0.24%	0.24%
SAMPLE SIZE	14,390	9,250	3,640	1,050	790	740	690	560	210

#### EXCLUDING NORMAL BATTERY DEPLETION

YEAR	2	4	6	8	10	12	14	16	AT 204 MONTHS
SURVIVAL PROBABILITY	99.65%	98.53%	98.13%	97.70%	97.48%	97.48%	97.48%	97.48%	97.48%
± 1 STANDARD ERROR	0.05%	0.11%	0.15%	0.24%	0.28%	0.28%	0.28%	0.28%	0.28%

**BATTERY LONGEVITY SUMMARY**  
**Cardiac Resynchronization  
Therapy (CRT) ICDs**



## Cardiac Resynchronization Therapy (CRT) ICDs

### Battery Longevity (years)

MODELS	FAMILY	NO PACING	25% PACING	50% PACING	100% PACING
CDHFA500Q	Gallant™ HF CRT-D***	10.6	9.5	8.7	7.4
CD3369-40Q	Quadra Assura MP™ CRT-D*	9.5	9.9	8.9	7.4
CD3369-40C	Quadra Assura MP™ CRT-D*	8.7	9.9	8.9	7.4
CD3365-40Q	Quadra Assura™ CRT-D*	7.4	9.9	8.9	7.4
CD3365-40C	Quadra Assura™ CRT-D*	11.1	9.9	8.9	7.4
CD3357-40Q	Unify Assura™ CRT-D*	11.1	9.9	8.9	7.4
CD3357-40C	Unify Assura™ CRT-D*	11.1	9.9	8.9	7.4
CD3265-40Q	Quadra Assura™ CRT-D*	11.1	9.9	8.9	7.4
CD3265-40	Quadra Assura™ CRT-D*	11.1	9.9	8.9	7.4
CD3257-40Q	Unify Assura™ CRT-D*	11.1	9.9	8.9	7.4
CD3257-40	Unify Assura™ CRT-D*	11.1	9.9	8.9	7.4
CD3249-40Q	Unify Quadra™ CRT-D*	10.2	9.0	8.1	6.7
CD3249-40	Unify Quadra™ CRT-D*	10.2	9.0	8.1	6.7
CD3231-40Q	Unify™ CRT-D*	10.1	9.0	8.1	6.7
CD3231-40	Unify™ CRT-D*	10.1	9.0	8.1	6.7
CD3211-36Q	Promote™ + CRT-D**	8.2	7.2	6.5	5.4
CD3211-36	Promote™ + CRT-D**	8.2	7.2	6.5	5.4
3207-36	Promote™ RF CRT-D**	8.2	7.2	6.5	5.4
V-343	Atlas™ + HF CRT-D**	7.9	7.1	6.4	5.4

Pacing parameters: DDD-BiV, RV 2.5V, LV 2.5V, A 2.5V, 0.5 ms, 60 ppm, 500 ohms

\*Battery voltage range: 3.20-2.59. Three maximum charges per year.

\*\*Battery voltage range: 3.20-2.45. Four maximum charges per year as well as monthly charging during the battery's mid-life voltage range.

\*\*\*Capacitor maintenance interval: 1 charge per every 9 months.

SUMMARY INFORMATION

Cardiac Resynchronization  
Therapy (CRT) ICDs

# Cardiac Resynchronization Therapy (CRT) ICDs

## Survival Probability Summary

### INCLUDING NORMAL BATTERY DEPLETION

MODELS	FAMILY	1 YEAR	2 YEAR	3 YEAR	4 YEAR	5 YEAR	6 YEAR	7 YEAR	8 YEAR	9 YEAR	10 YEAR
CDHFA500Q	Gallant™ HF CRT-D	99.91%	99.82%								
CD3369-40Q	Quadra Assura MP™ CRT-D	99.84%	99.79%	99.68%	99.26%	97.62%	97.52%				
CD3369-40C	Quadra Assura MP™ CRT-D	99.85%	99.62%	99.44%	98.68%	96.33%	96.25%				
CD3365-40Q	Quadra Assura™ CRT-D	99.81%	99.74%	99.59%	98.97%	97.38%	93.84%	93.60%			
CD3365-40Q	Quadra Assura™ CRT-D†	99.78%	99.39%	98.18%	95.33%	91.41%	85.12%	82.89%	81.68%	81.24%	
CD3365-40C	Quadra Assura™ CRT-D	100.00%	99.82%	99.61%	98.52%	97.50%	92.84%	92.84%			
CD3365-40C	Quadra Assura™ CRT-D†	99.74%	99.28%	98.40%	96.68%	93.40%	87.52%	85.67%	84.33%		
CD3357-40Q	Unify Assura™ CRT-D	99.95%	99.84%	99.42%	98.17%	96.01%	90.55%	90.37%			
CD3357-40Q	Unify Assura™ CRT-D†	99.78%	99.33%	97.84%	93.36%	87.50%	79.28%	77.48%	76.77%		
CD3357-40C	Unify Assura™ CRT-D	99.93%	99.82%	99.27%	97.70%	94.60%	88.82%	88.53%			
CD3357-40C	Unify Assura™ CRT-D†	99.81%	99.44%	97.63%	94.79%	89.52%	81.26%	78.98%	78.16%	78.16%	
CD3265-40Q	Quadra Assura™ CRT-D†	99.83%	99.74%	99.38%	97.67%	93.97%	92.16%	87.24%	79.03%	77.95%	77.73%
CD3265-40	Quadra Assura™ CRT-D†	99.94%	99.76%	99.62%	98.27%	93.11%	90.83%	86.66%	80.48%	80.34%	80.34%
CD3257-40Q	Unify Assura™ CRT-D†	99.92%	99.74%	98.05%	93.66%	88.89%	87.48%	84.70%	78.45%	77.87%	77.87%
CD3257-40	Unify Assura™ CRT-D†	99.81%	99.62%	98.37%	93.90%	87.12%	85.02%	80.90%	74.59%	74.05%	74.05%
CD3249-40Q	Unify Quadra™ CRT-D†	99.87%	99.84%	99.38%	97.60%	92.52%	88.41%	86.37%	77.81%	72.76%	72.54%
CD3249-40	Unify Quadra™ CRT-D†	99.92%	99.92%	99.59%	97.42%	92.09%	88.44%	87.06%	83.87%	77.66%	77.66%
CD3231-40Q	Unify™ CRT-D†	99.76%	99.66%	98.98%	97.02%	91.55%	82.10%	70.82%	65.82%	63.66%	63.27%
CD3231-40	Unify™ CRT-D†	99.79%	99.64%	98.41%	95.01%	87.82%	77.36%	68.82%	65.59%	63.78%	63.39%
CD3211-36Q	Promote™ + CRT-D	99.54%	98.94%	97.80%	93.28%	81.26%	46.00%	22.14%	20.00%	19.57%	19.44%
CD3211-36	Promote™ + CRT-D	99.53%	99.33%	97.82%	92.46%	75.30%	42.18%	23.75%	22.03%	21.76%	21.57%
3207-36	Promote™ RF CRT-D	99.61%	98.99%	97.41%	93.82%	84.09%	54.75%	27.89%	23.12%	22.18%	21.99%
V-343	Atlas™ + HF CRT-D	99.66%	98.60%	94.40%	82.08%	55.71%	25.72%	9.57%	7.56%	7.05%	6.91%

†Premature battery depletion advisory population.

# Cardiac Resynchronization Therapy (CRT) ICDs

## Survival Probability Summary

### EXCLUDING NORMAL BATTERY DEPLETION

MODELS	FAMILY	1 YEAR	2 YEAR	3 YEAR	4 YEAR	5 YEAR	6 YEAR	7 YEAR	8 YEAR	9 YEAR	10 YEAR
CDHFA500Q	Gallant™ HF CRT-D	99.92%	99.83%								
CD3369-40Q	Quadra Assura MP™ CRT-D	99.85%	99.81%	99.78%	99.76%	99.76%	99.76%				
CD3369-40C	Quadra Assura MP™ CRT-D	99.87%	99.64%	99.61%	99.61%	99.55%	99.55%				
CD3365-40Q	Quadra Assura™ CRT-D	99.81%	99.74%	99.69%	99.66%	99.62%	99.59%	99.50%			
CD3365-40Q	Quadra Assura™ CRT-D†	99.83%	99.54%	98.50%	96.13%	94.02%	92.47%	91.67%	91.26%	91.26%	
CD3365-40C	Quadra Assura™ CRT-D	100.00%	99.82%	99.72%	99.61%	99.61%	99.61%	99.61%			
CD3365-40C	Quadra Assura™ CRT-D†	99.78%	99.32%	98.44%	97.46%	96.23%	94.86%	94.46%	94.09%		
CD3357-40Q	Unify Assura™ CRT-D	99.95%	99.89%	99.89%	99.83%	99.80%	99.76%	99.76%			
CD3357-40Q	Unify Assura™ CRT-D†	99.90%	99.45%	98.52%	96.48%	94.75%	93.69%	93.20%	93.20%		
CD3357-40C	Unify Assura™ CRT-D	99.93%	99.88%	99.83%	99.79%	99.79%	99.79%	99.79%			
CD3357-40C	Unify Assura™ CRT-D†	99.89%	99.62%	98.61%	96.95%	95.54%	94.69%	94.12%	93.98%	93.98%	
CD3265-40Q	Quadra Assura™ CRT-D†	99.87%	99.85%	99.64%	98.87%	97.05%	96.02%	95.51%	95.25%	95.15%	95.07%
CD3265-40	Quadra Assura™ CRT-D†	99.94%	99.82%	99.68%	98.76%	97.85%	96.87%	96.48%	96.48%	96.31%	96.31%
CD3257-40Q	Unify Assura™ CRT-D†	100.00%	100.00%	99.90%	98.39%	97.63%	96.92%	96.49%	96.49%	96.49%	96.49%
CD3257-40	Unify Assura™ CRT-D†	99.90%	99.83%	99.46%	98.56%	97.69%	96.90%	96.75%	96.66%	96.56%	96.56%
CD3249-40Q	Unify Quadra™ CRT-D†	99.95%	99.95%	99.85%	99.29%	98.52%	97.56%	97.18%	96.84%	96.84%	96.84%
CD3249-40	Unify Quadra™ CRT-D†	99.92%	99.92%	99.92%	99.67%	99.52%	99.17%	98.99%	98.99%	98.99%	98.99%
CD3231-40Q	Unify™ CRT-D†	99.88%	99.83%	99.66%	99.22%	98.35%	97.17%	95.90%	95.22%	95.22%	95.22%
CD3231-40	Unify™ CRT-D†	99.88%	99.80%	99.52%	99.11%	98.45%	97.51%	96.96%	96.67%	96.67%	96.67%
CD3211-36Q	Promote™ + CRT-D	99.84%	99.45%	99.05%	98.68%	98.51%	97.84%	97.06%	96.88%	96.88%	96.88%
CD3211-36	Promote™ + CRT-D	99.79%	99.72%	99.36%	98.84%	98.65%	97.74%	97.25%	97.11%	97.11%	97.11%
3207-36	Promote™ RF CRT-D	99.77%	99.51%	99.19%	98.89%	98.56%	97.68%	97.09%	97.03%	97.03%	97.03%
V-343	Atlas™ + HF CRT-D	99.88%	99.65%	99.21%	98.53%	98.38%	98.13%	97.91%	97.70%	97.48%	97.48%

†Premature battery depletion advisory population.

# Cardiac Resynchronization Therapy (CRT) ICDs

## US Malfunction Summary

### WITH COMPROMISED THERAPY

MODELS	FAMILY	REGISTERED US IMPLANTS	PERCENT RETURNED FOR ANALYSIS	ELECTRICAL COMPONENT		ELECTRICAL INTERCONNECT		BATTERY		HIGH VOLTAGE CAPACITOR		SOFTWARE/FIRMWARE		MECHANICAL		POSSIBLE EARLY BATTERY DEPLETION		OTHER		TOTAL	
				QTY	RATE	QTY	RATE	QTY	RATE	QTY	RATE	QTY	RATE	QTY	RATE	QTY	RATE	QTY	RATE	QTY	RATE
CDHFA500Q	Gallant <sup>™</sup> HF CRT-D	22,111	0.80%	0	0.00%	0	0.00%	0	0.00%	0	0.00%	0	0.00%	0	0.00%	0	0.00%	1	<0.01%	1	<0.01%
CD3369-40Q	Quadra Assura MP <sup>™</sup> CRT-D	74,962	3.20%	7	<0.01%	9	0.01%	0	0.00%	0	0.00%	0	0.00%	1	<0.01%	0	0.00%	4	<0.01%	21	0.03%
CD3369-40C	Quadra Assura MP <sup>™</sup> CRT-D	10,410	3.90%	2	0.02%	2	0.02%	0	0.00%	1	<0.01%	0	0.00%	0	0.00%	0	0.00%	1	<0.01%	6	0.06%
CD3365-40Q	Quadra Assura <sup>™</sup> CRT-D	16,758	5.90%	2	0.01%	3	0.02%	1	<0.01%	0	0.00%	1	<0.01%	0	0.00%	1	<0.01%	2	0.01%	10	0.06%
CD3365-40Q	Quadra Assura <sup>™</sup> CRT-D <sup>†</sup>	24,081	17.90%	6	0.02%	10	0.04%	3	0.01%	1	<0.01%	1	<0.01%	0	0.00%	43	0.18%	6	0.02%	70	0.29%
CD3365-40C	Quadra Assura <sup>™</sup> CRT-D	2,690	7.40%	0	0.00%	0	0.00%	0	0.00%	2	0.07%	0	0.00%	0	0.00%	0	0.00%	1	0.04%	3	0.11%
CD3365-40C	Quadra Assura <sup>™</sup> CRT-D <sup>†</sup>	5,626	21.50%	6	0.11%	2	0.04%	1	0.02%	0	0.00%	0	0.00%	0	0.00%	8	0.14%	3	0.05%	20	0.36%
CD3357-40Q	Unify Assura <sup>™</sup> CRT-D	20,038	5.20%	0	0.00%	0	0.00%	0	0.00%	1	<0.01%	0	0.00%	0	0.00%	0	0.00%	1	<0.01%	2	<0.01%
CD3357-40Q	Unify Assura <sup>™</sup> CRT-D <sup>†</sup>	5,340	22.10%	1	0.02%	2	0.04%	0	0.00%	2	0.04%	0	0.00%	0	0.00%	11	0.21%	0	0.00%	16	0.30%
CD3357-40C	Unify Assura <sup>™</sup> CRT-D	18,289	6.30%	0	0.00%	2	0.01%	0	0.00%	0	0.00%	0	0.00%	0	0.00%	0	0.00%	0	0.00%	2	0.01%
CD3357-40C	Unify Assura <sup>™</sup> CRT-D <sup>†</sup>	9,588	22.20%	2	0.02%	2	0.02%	0	0.00%	1	0.01%	0	0.00%	0	0.00%	19	0.20%	1	0.01%	25	0.26%
CD3265-40Q	Quadra Assura <sup>™</sup> CRT-D <sup>†</sup>	13,540	17.40%	2	0.01%	1	<0.01%	1	<0.01%	0	0.00%	1	<0.01%	0	0.00%	24	0.18%	1	<0.01%	30	0.22%
CD3265-40	Quadra Assura <sup>™</sup> CRT-D <sup>†</sup>	3,926	19.60%	0	0.00%	1	0.03%	0	0.00%	0	0.00%	0	0.00%	0	0.00%	5	0.13%	7	0.18%	13	0.33%
CD3257-40Q	Unify Assura <sup>™</sup> CRT-D <sup>†</sup>	2,716	21.70%	0	0.00%	0	0.00%	0	0.00%	0	0.00%	1	0.04%	0	0.00%	5	0.18%	2	0.07%	8	0.29%
CD3257-40	Unify Assura <sup>™</sup> CRT-D <sup>†</sup>	6,744	20.50%	6	0.09%	1	0.01%	1	0.01%	0	0.00%	0	0.00%	0	0.00%	10	0.15%	1	0.01%	19	0.28%
CD3249-40Q	Unify Quadra <sup>™</sup> CRT-D <sup>†</sup>	8,949	17.90%	4	0.04%	0	0.00%	1	0.01%	0	0.00%	0	0.00%	0	0.00%	16	0.18%	3	0.03%	24	0.27%
CD3249-40	Unify Quadra <sup>™</sup> CRT-D <sup>†</sup>	2,523	19.00%	0	0.00%	0	0.00%	0	0.00%	0	0.00%	0	0.00%	0	0.00%	0	0.00%	1	0.04%	1	0.04%
CD3231-40Q	Unify <sup>™</sup> CRT-D <sup>†</sup>	19,028	20.00%	2	0.01%	1	<0.01%	14	0.07%	16	0.08%	0	0.00%	1	<0.01%	56	0.29%	8	0.04%	98	0.52%
CD3231-40	Unify <sup>™</sup> CRT-D <sup>†</sup>	20,502	21.00%	10	0.05%	3	0.01%	9	0.04%	7	0.03%	0	0.00%	1	<0.01%	32	0.16%	11	0.05%	73	0.36%
CD3211-36Q	Promote <sup>™</sup> + CRT-D	6,903	28.10%	4	0.06%	0	0.00%	9	0.13%	1	0.01%	0	0.00%	1	0.01%	2	0.03%	5	0.07%	22	0.32%
CD3211-36	Promote <sup>™</sup> + CRT-D	8,646	28.20%	3	0.03%	0	0.00%	11	0.13%	2	0.02%	1	0.01%	0	0.00%	5	0.06%	5	0.06%	27	0.31%
3207-36	Promote <sup>™</sup> RF CRT-D	24,006	27.20%	4	0.02%	5	0.02%	19	0.08%	5	0.02%	0	0.00%	3	0.01%	10	0.04%	17	0.07%	63	0.26%
V-343	Atlas <sup>™</sup> + HF CRT-D	18,776	25.30%	3	0.02%	0	0.00%	40	0.21%	0	0.00%	0	0.00%	0	0.00%	7	0.04%	10	0.05%	60	0.32%

Definitions of malfunction categories can be found on [pages 5-6](#).

†Premature battery depletion advisory population.

# Cardiac Resynchronization Therapy (CRT) ICDs

## US Malfunction Summary

### WITHOUT COMPROMISED THERAPY

MODELS	FAMILY	REGISTERED US IMPLANTS	PERCENT RETURNED FOR ANALYSIS	ELECTRICAL COMPONENT		ELECTRICAL INTERCONNECT		BATTERY		HIGH VOLTAGE CAPACITOR		SOFTWARE/FIRMWARE		MECHANICAL		POSSIBLE EARLY BATTERY DEPLETION		OTHER		TOTAL	
				QTY	RATE	QTY	RATE	QTY	RATE	QTY	RATE	QTY	RATE	QTY	RATE	QTY	RATE	QTY	RATE	QTY	RATE
CDHFA500Q	Gallant <sup>™</sup> HF CRT-D	22,111	0.80%	3	0.01%	0	0.00%	0	0.00%	1	<0.01%	0	0.00%	0	0.00%	0	0.00%	1	<0.01%	5	0.02%
CD3369-40Q	Quadra Assura MP <sup>™</sup> CRT-D	74,962	3.20%	17	0.02%	1	<0.01%	1	<0.01%	2	<0.01%	0	0.00%	5	<0.01%	2	<0.01%	13	0.02%	41	0.05%
CD3369-40C	Quadra Assura MP <sup>™</sup> CRT-D	10,410	3.90%	1	<0.01%	0	0.00%	0	0.00%	1	<0.01%	0	0.00%	2	0.02%	2	0.02%	3	0.03%	9	0.09%
CD3365-40Q	Quadra Assura <sup>™</sup> CRT-D	16,758	5.90%	5	0.03%	0	0.00%	0	0.00%	0	0.00%	0	0.00%	4	0.02%	3	0.02%	6	0.04%	18	0.11%
CD3365-40Q	Quadra Assura <sup>™</sup> CRT-D <sup>†</sup>	24,081	17.90%	17	0.07%	1	<0.01%	18	0.07%	0	0.00%	3	0.01%	2	<0.01%	416	1.73%	7	0.03%	464	1.93%
CD3365-40C	Quadra Assura <sup>™</sup> CRT-D	2,690	7.40%	1	0.04%	0	0.00%	0	0.00%	0	0.00%	0	0.00%	0	0.00%	0	0.00%	0	0.00%	1	0.04%
CD3365-40C	Quadra Assura <sup>™</sup> CRT-D <sup>†</sup>	5,626	21.50%	2	0.04%	0	0.00%	1	0.02%	0	0.00%	1	0.02%	0	0.00%	59	1.05%	2	0.04%	65	1.16%
CD3357-40Q	Unify Assura <sup>™</sup> CRT-D	20,038	5.20%	6	0.03%	0	0.00%	0	0.00%	0	0.00%	0	0.00%	1	<0.01%	0	0.00%	4	0.02%	11	0.05%
CD3357-40Q	Unify Assura <sup>™</sup> CRT-D <sup>†</sup>	5,340	22.10%	2	0.04%	0	0.00%	0	0.00%	0	0.00%	0	0.00%	0	0.00%	72	1.35%	3	0.06%	77	1.44%
CD3357-40C	Unify Assura <sup>™</sup> CRT-D	18,289	6.30%	2	0.01%	1	<0.01%	1	<0.01%	0	0.00%	0	0.00%	1	<0.01%	1	<0.01%	5	0.03%	11	0.06%
CD3357-40C	Unify Assura <sup>™</sup> CRT-D <sup>†</sup>	9,588	22.20%	3	0.03%	1	0.01%	6	0.06%	0	0.00%	2	0.02%	1	0.01%	104	1.08%	3	0.03%	120	1.25%
CD3265-40Q	Quadra Assura <sup>™</sup> CRT-D <sup>†</sup>	13,540	17.40%	6	0.04%	0	0.00%	7	0.05%	0	0.00%	2	0.01%	3	0.02%	108	0.80%	1	<0.01%	127	0.94%
CD3265-40	Quadra Assura <sup>™</sup> CRT-D <sup>†</sup>	3,926	19.60%	0	0.00%	0	0.00%	2	0.05%	0	0.00%	1	0.03%	0	0.00%	18	0.46%	2	0.05%	23	0.59%
CD3257-40Q	Unify Assura <sup>™</sup> CRT-D <sup>†</sup>	2,716	21.70%	0	0.00%	0	0.00%	2	0.07%	0	0.00%	0	0.00%	1	0.04%	12	0.44%	0	0.00%	15	0.55%
CD3257-40	Unify Assura <sup>™</sup> CRT-D <sup>†</sup>	6,744	20.50%	3	0.04%	0	0.00%	1	0.01%	0	0.00%	4	0.06%	0	0.00%	29	0.43%	2	0.03%	39	0.58%
CD3249-40Q	Unify Quadra <sup>™</sup> CRT-D <sup>†</sup>	8,949	17.90%	3	0.03%	0	0.00%	1	0.01%	0	0.00%	0	0.00%	1	0.01%	36	0.40%	0	0.00%	41	0.46%
CD3249-40	Unify Quadra <sup>™</sup> CRT-D <sup>†</sup>	2,523	19.00%	0	0.00%	0	0.00%	0	0.00%	0	0.00%	0	0.00%	1	0.04%	5	0.20%	0	0.00%	6	0.24%
CD3231-40Q	Unify <sup>™</sup> CRT-D <sup>†</sup>	19,028	20.00%	5	0.03%	0	0.00%	9	0.05%	6	0.03%	2	0.01%	2	0.01%	58	0.30%	6	0.03%	88	0.46%
CD3231-40	Unify <sup>™</sup> CRT-D <sup>†</sup>	20,502	21.00%	5	0.02%	0	0.00%	3	0.01%	0	0.00%	2	<0.01%	1	<0.01%	47	0.23%	11	0.05%	69	0.34%
CD3211-36Q	Promote <sup>™</sup> + CRT-D	6,903	28.10%	3	0.04%	0	0.00%	5	0.07%	0	0.00%	11	0.16%	0	0.00%	0	0.00%	6	0.09%	25	0.36%
CD3211-36	Promote <sup>™</sup> + CRT-D	8,646	28.20%	3	0.03%	0	0.00%	3	0.03%	0	0.00%	11	0.13%	1	0.01%	1	0.01%	3	0.03%	22	0.25%
3207-36	Promote <sup>™</sup> RF CRT-D	24,006	27.20%	6	0.02%	3	0.01%	9	0.04%	1	<0.01%	15	0.06%	10	0.04%	6	0.02%	17	0.07%	67	0.28%
V-343	Atlas <sup>™</sup> + HF CRT-D	18,776	25.30%	1	<0.01%	0	0.00%	4	0.02%	0	0.00%	1	<0.01%	1	<0.01%	11	0.06%	4	0.02%	22	0.12%

Definitions of malfunction categories can be found on [pages 5-6](#).

†Premature battery depletion advisory population.

# Cardiac Resynchronization Therapy (CRT) ICDs

## Worldwide Malfunction Summary

### WITH COMPROMISED THERAPY

MODELS	FAMILY	WORLDWIDE SALES	PERCENT RETURNED FOR ANALYSIS	ELECTRICAL COMPONENT		ELECTRICAL INTERCONNECT		BATTERY		HIGH VOLTAGE CAPACITOR		SOFTWARE/FIRMWARE		MECHANICAL		POSSIBLE EARLY BATTERY DEPLETION		OTHER		TOTAL	
				QTY	RATE	QTY	RATE	QTY	RATE	QTY	RATE	QTY	RATE	QTY	RATE	QTY	RATE	QTY	RATE	QTY	RATE
CDHFA500Q	Gallant™ HF CRT-D	34,516	0.00%	0	0.00%	0	0.00%	0	0.00%	0	0.00%	0	0.00%	0	0.00%	0	0.00%	1	<0.01%	1	<0.01%
CD3369-40Q	Quadra Assura MP™ CRT-D	75,620	0.00%	7	<0.01%	9	0.01%	0	0.00%	0	0.00%	0	0.00%	1	<0.01%	0	0.00%	4	<0.01%	21	0.03%
CD3369-40C	Quadra Assura MP™ CRT-D	10,548	0.00%	2	0.02%	2	0.02%	0	0.00%	1	<0.01%	0	0.00%	0	0.00%	0	0.00%	1	<0.01%	6	0.06%
CD3365-40Q	Quadra Assura™ CRT-D	41,199	0.00%	8	0.02%	13	0.03%	4	<0.01%	1	<0.01%	2	<0.01%	0	0.00%	44	0.11%	8	0.02%	80	0.19%
CD3365-40C	Quadra Assura™ CRT-D	8,367	0.00%	6	0.07%	2	0.02%	1	0.01%	2	0.02%	0	0.00%	0	0.00%	8	0.10%	4	0.05%	23	0.27%
CD3357-40Q	Unify Assura™ CRT-D	25,938	0.00%	1	<0.01%	2	<0.01%	0	0.00%	3	0.01%	0	0.00%	0	0.00%	11	0.04%	1	<0.01%	18	0.07%
CD3357-40C	Unify Assura™ CRT-D	28,396	0.00%	2	<0.01%	4	0.01%	0	0.00%	1	<0.01%	0	0.00%	0	0.00%	19	0.07%	1	<0.01%	27	0.10%
CD3265-40Q	Quadra Assura™ CRT-D	13,955	0.00%	2	0.01%	2	0.01%	1	<0.01%	0	0.00%	1	<0.01%	0	0.00%	24	0.17%	1	<0.01%	31	0.22%
CD3265-40	Quadra Assura™ CRT-D	4,046	0.00%	0	0.00%	1	0.02%	0	0.00%	0	0.00%	0	0.00%	0	0.00%	6	0.15%	7	0.17%	14	0.35%
CD3257-40Q	Unify Assura™ CRT-D	2,727	0.00%	0	0.00%	0	0.00%	0	0.00%	0	0.00%	1	0.04%	0	0.00%	5	0.18%	2	0.07%	8	0.29%
CD3257-40	Unify Assura™ CRT-D	6,723	0.00%	6	0.09%	1	0.01%	1	0.01%	0	0.00%	0	0.00%	0	0.00%	10	0.15%	1	0.01%	19	0.28%
CD3249-40Q	Unify Quadra™ CRT-D	11,862	0.00%	5	0.04%	0	0.00%	1	<0.01%	0	0.00%	0	0.00%	0	0.00%	17	0.14%	4	0.03%	27	0.23%
CD3249-40	Unify Quadra™ CRT-D	5,095	0.00%	3	0.06%	2	0.04%	0	0.00%	0	0.00%	0	0.00%	0	0.00%	1	0.02%	1	0.02%	7	0.14%
CD3231-40Q	Unify™ CRT-D	20,973	0.00%	3	0.01%	1	<0.01%	15	0.07%	17	0.08%	0	0.00%	1	<0.01%	68	0.32%	10	0.05%	115	0.55%
CD3231-40	Unify™ CRT-D	24,351	0.00%	11	0.05%	4	0.02%	10	0.04%	7	0.03%	0	0.00%	1	<0.01%	34	0.14%	11	0.05%	78	0.32%
CD3211-36Q	Promote™ + CRT-D	16,097	0.00%	15	0.09%	0	0.00%	14	0.09%	8	0.05%	1	<0.01%	2	0.01%	8	0.05%	6	0.04%	54	0.34%
CD3211-36	Promote™ + CRT-D	21,011	0.00%	14	0.07%	2	<0.01%	15	0.07%	6	0.03%	1	<0.01%	0	0.00%	9	0.04%	14	0.07%	61	0.29%
3207-36	Promote™ RF CRT-D	25,838	0.00%	5	0.02%	5	0.02%	22	0.09%	5	0.02%	0	0.00%	3	0.01%	10	0.04%	20	0.08%	70	0.27%
V-343	Atlas™ + HF CRT-D	19,292	0.00%	3	0.02%	0	0.00%	41	0.21%	0	0.00%	0	0.00%	0	0.00%	7	0.04%	10	0.05%	61	0.32%

Definitions of malfunction categories can be found on [pages 5-6](#).

# Cardiac Resynchronization Therapy (CRT) ICDs

## Worldwide Malfunction Summary

### WITHOUT COMPROMISED THERAPY

MODELS	FAMILY	WORLDWIDE SALES	PERCENT RETURNED FOR ANALYSIS	ELECTRICAL COMPONENT		ELECTRICAL INTERCONNECT		BATTERY		HIGH VOLTAGE CAPACITOR		SOFTWARE/FIRMWARE		MECHANICAL		POSSIBLE EARLY BATTERY DEPLETION		OTHER		TOTAL	
				QTY	RATE	QTY	RATE	QTY	RATE	QTY	RATE	QTY	RATE	QTY	RATE	QTY	RATE	QTY	RATE	QTY	RATE
CDHFA500Q	Gallant™ HF CRT-D	34,516	0.80%	6	0.02%	0	0.00%	0	0.00%	1	<0.01%	0	0.00%	1	<0.01%	0	0.00%	1	<0.01%	9	0.03%
CD3369-40Q	Quadra Assura MP™ CRT-D	75,620	3.32%	17	0.02%	1	<0.01%	1	<0.01%	2	<0.01%	0	0.00%	5	<0.01%	2	<0.01%	13	0.02%	41	0.05%
CD3369-40C	Quadra Assura MP™ CRT-D	10,548	4.45%	1	<0.01%	0	0.00%	0	0.00%	1	<0.01%	0	0.00%	2	0.02%	2	0.02%	3	0.03%	9	0.09%
CD3365-40Q	Quadra Assura™ CRT-D	41,199	13.33%	22	0.05%	1	<0.01%	18	0.04%	0	0.00%	3	<0.01%	6	0.01%	422	1.02%	12	0.03%	484	1.17%
CD3365-40C	Quadra Assura™ CRT-D	8,367	17.74%	3	0.04%	0	0.00%	1	0.01%	0	0.00%	1	0.01%	0	0.00%	59	0.71%	2	0.02%	66	0.79%
CD3357-40Q	Unify Assura™ CRT-D	25,938	9.22%	8	0.03%	0	0.00%	0	0.00%	0	0.00%	0	0.00%	2	<0.01%	75	0.29%	7	0.03%	92	0.35%
CD3357-40C	Unify Assura™ CRT-D	28,396	12.19%	5	0.02%	2	<0.01%	7	0.02%	0	0.00%	2	<0.01%	2	<0.01%	109	0.38%	8	0.03%	135	0.48%
CD3265-40Q	Quadra Assura™ CRT-D	13,955	18.03%	6	0.04%	0	0.00%	7	0.05%	0	0.00%	2	0.01%	3	0.02%	109	0.78%	1	<0.01%	128	0.92%
CD3265-40	Quadra Assura™ CRT-D	4,046	20.34%	0	0.00%	0	0.00%	2	0.05%	0	0.00%	1	0.02%	0	0.00%	19	0.47%	2	0.05%	24	0.59%
CD3257-40Q	Unify Assura™ CRT-D	2,727	22.55%	0	0.00%	0	0.00%	2	0.07%	0	0.00%	0	0.00%	1	0.04%	12	0.44%	0	0.00%	15	0.55%
CD3257-40	Unify Assura™ CRT-D	6,723	21.09%	3	0.04%	0	0.00%	1	0.01%	0	0.00%	4	0.06%	0	0.00%	29	0.43%	2	0.03%	39	0.58%
CD3249-40Q	Unify Quadra™ CRT-D	11,862	15.48%	3	0.03%	0	0.00%	1	<0.01%	0	0.00%	0	0.00%	1	<0.01%	42	0.35%	4	0.03%	51	0.43%
CD3249-40	Unify Quadra™ CRT-D	5,095	11.78%	1	0.02%	0	0.00%	0	0.00%	0	0.00%	0	0.00%	1	0.02%	7	0.14%	0	0.00%	9	0.18%
CD3231-40Q	Unify™ CRT-D	20,973	20.45%	6	0.03%	0	0.00%	10	0.05%	6	0.03%	2	<0.01%	3	0.01%	62	0.30%	6	0.03%	95	0.45%
CD3231-40	Unify™ CRT-D	24,351	18.87%	7	0.03%	0	0.00%	5	0.02%	0	0.00%	3	0.01%	1	<0.01%	52	0.21%	13	0.05%	81	0.33%
CD3211-36Q	Promote™ + CRT-D	16,097	14.89%	6	0.04%	0	0.00%	7	0.04%	0	0.00%	16	0.10%	2	0.01%	4	0.02%	9	0.06%	44	0.27%
CD3211-36	Promote™ + CRT-D	21,011	12.83%	8	0.04%	0	0.00%	4	0.02%	0	0.00%	19	0.09%	2	<0.01%	2	<0.01%	9	0.04%	44	0.21%
3207-36	Promote™ RF CRT-D	25,838	27.06%	7	0.03%	3	0.01%	10	0.04%	1	<0.01%	17	0.07%	10	0.04%	7	0.03%	18	0.07%	73	0.28%
V-343	Atlas™ + HF CRT-D	19,292	25.07%	1	<0.01%	0	0.00%	4	0.02%	0	0.00%	1	<0.01%	1	<0.01%	11	0.06%	4	0.02%	22	0.11%

Definitions of malfunction categories can be found on [pages 5-6](#).



## Cardiac Resynchronization Therapy (CRT) ICDs

### Actively Monitored Study Data Summary

#### QUALIFYING COMPLICATIONS

MODELS	NUMBER OF DEVICES ENROLLED	ACTIVE DEVICES ENROLLED	CUMULATIVE MONTHS OF FOLLOW-UP	INAPPROPRIATE SHOCK		LOSS OF TELEMETRY		PERICARDIAL EFFUSION		PREMATURE BATTERY DEPLETION		SKIN EROSION		TOTAL	
				QTY	RATE	QTY	RATE	QTY	RATE	QTY	RATE	QTY	RATE	QTY	RATE
CD3369-40Q	117	0	3,575	0	0.00%	0	0.00%	0	0.00%	0	0.00%	0	0.00%	0	0.00%
CD3365-40Q	235	0	10,081	0	0.00%	0	0.00%	0	0.00%	0	0.00%	1	0.43%	1	0.43%
CD3357-40Q	269	0	10,401	0	0.00%	0	0.00%	0	0.00%	0	0.00%	0	0.00%	0	0.00%
CD3357-40C	232	0	7,527	0	0.00%	0	0.00%	0	0.00%	4	1.72%	1	0.43%	5	2.16%
CD3265-40Q	421	0	19,212	0	0.00%	0	0.00%	0	0.00%	1	0.24%	0	0.00%	1	0.24%
CD3265-40	100	0	4,828	0	0.00%	0	0.00%	0	0.00%	1	1.00%	0	0.00%	1	1.00%
CD3249-40Q	989	0	51,008	0	0.00%	0	0.00%	0	0.00%	3	0.30%	1	0.10%	4	0.40%
CD3249-40	245	0	11,372	0	0.00%	0	0.00%	0	0.00%	0	0.00%	1	0.41%	1	0.41%
CD3231-40Q	1,680	0	103,836	2	0.12%	0	0.00%	0	0.00%	10	0.60%	1	0.06%	13	0.77%
CD3231-40	688	0	35,002	0	0.00%	0	0.00%	0	0.00%	3	0.44%	1	0.15%	4	0.58%
CD3211-36Q	856	0	50,140	3	0.35%	0	0.00%	0	0.00%	2	0.23%	2	0.23%	7	0.82%
CD3211-36	223	0	9,516	0	0.00%	0	0.00%	0	0.00%	0	0.00%	2	0.90%	2	0.90%
3207-36	672	0	30,394	1	0.15%	0	0.00%	0	0.00%	4	0.60%	2	0.30%	7	1.04%

A list of of complications can be found on [page 12](#).

## Cardiac Resynchronization Therapy (CRT) ICDs

### Actively Monitored Study Data Summary

#### MALFUNCTIONS WITH COMPROMISED THERAPY

MODELS	FAMILY	NUMBER OF DEVICES ENROLLED	PERCENT RETURNED FOR ANALYSIS	ELECTRICAL COMPONENT		ELECTRICAL INTERCONNECT		BATTERY		HIGH VOLTAGE CAPACITOR		SOFTWARE/ FIRMWARE		MECHANICAL		POSSIBLE EARLY BATTERY DEPLETION		OTHER		TOTAL			
				QTY	RATE	QTY	RATE	QTY	RATE	QTY	RATE	QTY	RATE	QTY	RATE	QTY	RATE	QTY	RATE	QTY	RATE	QTY	RATE
CD3369-40Q	Quadra Assura™ CRT-D	117	5.10%	0	0.00%	0	0.00%	0	0.00%	0	0.00%	0	0.00%	0	0.00%	0	0.00%	0	0.00%	0	0.00%	0	0.00%
CD3365-40Q	Quadra Assura™ CRT-D	235	20.40%	0	0.00%	0	0.00%	0	0.00%	0	0.00%	0	0.00%	0	0.00%	0	0.00%	0	0.00%	0	0.00%	0	0.00%
CD3357-40Q	Unify Assura™ CRT-D	269	19.70%	0	0.00%	0	0.00%	0	0.00%	0	0.00%	0	0.00%	0	0.00%	0	0.00%	0	0.00%	0	0.00%	0	0.00%
CD3357-40C	Unify Assura™ CRT-D	232	19.80%	0	0.00%	0	0.00%	0	0.00%	0	0.00%	0	0.00%	0	0.00%	0	0.00%	0	0.00%	0	0.00%	0	0.00%
CD3265-40Q	Quadra Assura™ CRT-D	421	24.50%	0	0.00%	1	0.24%	0	0.00%	0	0.00%	0	0.00%	0	0.00%	0	0.00%	0	0.00%	0	0.00%	1	0.24%
CD3265-40	Quadra Assura™ CRT-D	100	21.00%	0	0.00%	0	0.00%	0	0.00%	0	0.00%	0	0.00%	0	0.00%	1	1.00%	0	0.00%	0	0.00%	1	1.00%
CD3249-40Q	Unify Quadra™ CRT-D	989	18.70%	0	0.00%	0	0.00%	0	0.00%	0	0.00%	0	0.00%	0	0.00%	1	0.10%	1	0.10%	0	0.00%	2	0.20%
CD3249-40	Unify Quadra™ CRT-D	245	26.10%	0	0.00%	0	0.00%	0	0.00%	0	0.00%	0	0.00%	0	0.00%	0	0.00%	0	0.00%	0	0.00%	0	0.00%
CD3231-40Q	Unify™ CRT-D	1,680	22.70%	0	0.00%	0	0.00%	1	0.06%	1	0.06%	0	0.00%	0	0.00%	12	0.71%	2	0.12%	0	0.00%	16	0.95%
CD3231-40	Unify™ CRT-D	688	24.40%	1	0.15%	1	0.15%	1	0.15%	0	0.00%	0	0.00%	0	0.00%	1	0.15%	0	0.00%	0	0.00%	4	0.58%
CD3211-36Q	Promote™ + CRT-D	856	32.80%	1	0.12%	0	0.00%	1	0.12%	0	0.00%	0	0.00%	0	0.00%	2	0.23%	0	0.00%	0	0.00%	4	0.47%
CD3211-36	Promote™ + CRT-D	223	28.70%	0	0.00%	0	0.00%	0	0.00%	0	0.00%	0	0.00%	0	0.00%	0	0.00%	0	0.00%	0	0.00%	0	0.00%
3207-36	Promote™ RF CRT-D	672	35.60%	0	0.00%	0	0.00%	0	0.00%	0	0.00%	0	0.00%	0	0.00%	0	0.00%	2	0.30%	0	0.00%	2	0.30%

#### MALFUNCTIONS WITHOUT COMPROMISED THERAPY

MODELS	FAMILY	NUMBER OF DEVICES ENROLLED	PERCENT RETURNED FOR ANALYSIS	ELECTRICAL COMPONENT		ELECTRICAL INTERCONNECT		BATTERY		HIGH VOLTAGE CAPACITOR		SOFTWARE/ FIRMWARE		MECHANICAL		POSSIBLE EARLY BATTERY DEPLETION		OTHER		TOTAL			
				QTY	RATE	QTY	RATE	QTY	RATE	QTY	RATE	QTY	RATE	QTY	RATE	QTY	RATE	QTY	RATE	QTY	RATE	QTY	RATE
CD3369-40Q	Quadra Assura™ CRT-D	117	5.10%	0	0.00%	0	0.00%	0	0.00%	0	0.00%	0	0.00%	0	0.00%	0	0.00%	0	0.00%	0	0.00%	0	0.00%
CD3365-40Q	Quadra Assura™ CRT-D	235	20.40%	0	0.00%	0	0.00%	0	0.00%	0	0.00%	0	0.00%	0	0.00%	2	0.85%	0	0.00%	0	0.00%	2	0.85%
CD3357-40Q	Unify Assura™ CRT-D	269	19.70%	0	0.00%	0	0.00%	0	0.00%	0	0.00%	0	0.00%	0	0.00%	2	0.74%	0	0.00%	0	0.00%	2	0.74%
CD3357-40C	Unify Assura™ CRT-D	232	19.80%	0	0.00%	0	0.00%	0	0.00%	0	0.00%	0	0.00%	0	0.00%	4	1.72%	0	0.00%	0	0.00%	4	1.72%
CD3265-40Q	Quadra Assura™ CRT-D	421	24.50%	0	0.00%	0	0.00%	0	0.00%	0	0.00%	0	0.00%	0	0.00%	1	0.24%	0	0.00%	0	0.00%	1	0.24%
CD3265-40	Quadra Assura™ CRT-D	100	21.00%	0	0.00%	0	0.00%	0	0.00%	0	0.00%	0	0.00%	0	0.00%	1	1.00%	0	0.00%	0	0.00%	1	1.00%
CD3249-40Q	Unify Quadra™ CRT-D	989	18.70%	0	0.00%	0	0.00%	0	0.00%	0	0.00%	0	0.00%	0	0.00%	3	0.30%	1	0.10%	0	0.00%	4	0.40%
CD3249-40	Unify Quadra™ CRT-D	245	26.10%	0	0.00%	0	0.00%	0	0.00%	0	0.00%	0	0.00%	0	0.00%	0	0.00%	0	0.00%	0	0.00%	0	0.00%
CD3231-40Q	Unify™ CRT-D	1,680	22.70%	1	0.06%	0	0.00%	1	0.06%	0	0.00%	0	0.00%	1	0.06%	4	0.24%	0	0.00%	0	0.00%	7	0.42%
CD3231-40	Unify™ CRT-D	688	24.40%	0	0.00%	0	0.00%	2	0.29%	0	0.00%	1	0.15%	0	0.00%	2	0.29%	1	0.15%	0	0.00%	6	0.87%
CD3211-36Q	Promote™ + CRT-D	856	32.80%	1	0.12%	0	0.00%	1	0.12%	0	0.00%	0	0.00%	1	0.12%	0	0.00%	0	0.00%	0	0.00%	3	0.35%
CD3211-36	Promote™ + CRT-D	223	28.70%	0	0.00%	0	0.00%	0	0.00%	0	0.00%	3	1.35%	0	0.00%	0	0.00%	0	0.00%	0	0.00%	3	1.35%
3207-36	Promote™ RF CRT-D	672	35.60%	1	0.15%	0	0.00%	1	0.15%	0	0.00%	1	0.15%	0	0.00%	1	0.15%	1	0.15%	0	0.00%	5	0.74%

Definitions of malfunction categories can be found on [pages 5-6](#).

# Cardiac Resynchronization Therapy (CRT) Pacemakers

# Cardiac Resynchronization Therapy (CRT) Pacemakers

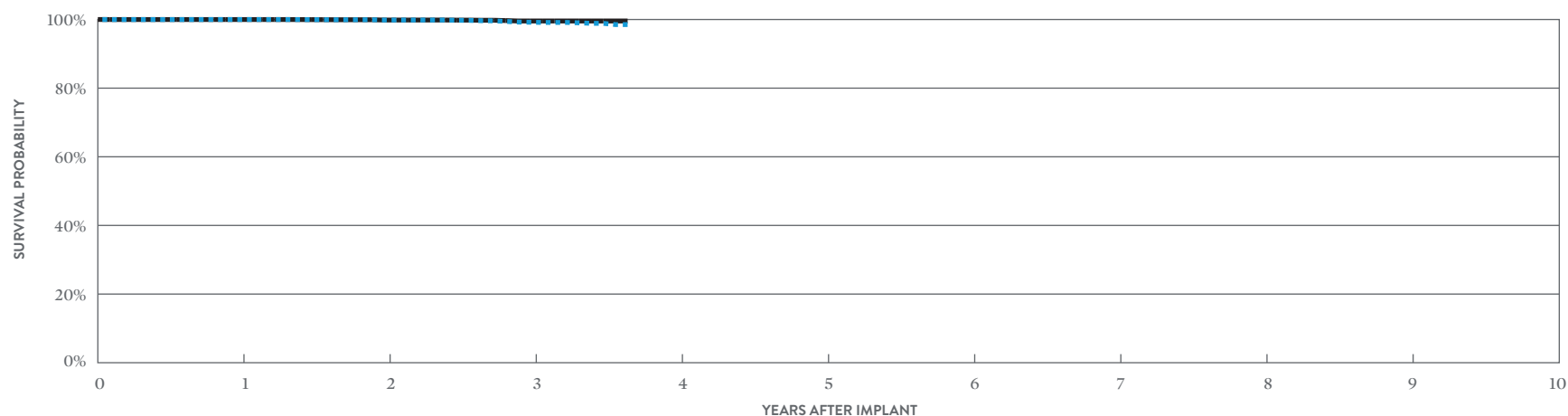
## CUSTOMER REPORTED PERFORMANCE DATA

### Allure Quadra MP™ CRT-P

#### MODEL PM3562

US Regulatory Approval	January 2019
Registered US Implants	26,585
Estimated Active US Implants	21,861
Estimated Longevity	8 Years
Normal Battery Depletion	11
Number of US Advisories (see pgs. 310, 313)	Two

	MALFUNCTIONS W/ COMPROMISED THERAPY		MALFUNCTIONS W/O COMPROMISED THERAPY	
	QTY	RATE	QTY	RATE
Electrical Component	0	0.00%	0	0.00%
Electrical Interconnect	0	0.00%	0	0.00%
Battery	0	0.00%	0	0.00%
Software/Firmware	0	0.00%	0	0.00%
Mechanical	0	0.00%	14	0.05%
Possible Early Battery Depletion	0	0.00%	0	0.00%
Other	0	0.00%	0	0.00%
<b>Total</b>	<b>0</b>	<b>0.00%</b>	<b>14</b>	<b>0.05%</b>



#### INCLUDING NORMAL BATTERY DEPLETION

YEAR	1	2	3	AT 44 MONTHS
SURVIVAL PROBABILITY	99.99%	99.85%	99.20%	98.52%
± 1 STANDARD ERROR	0.01%	0.02%	0.12%	0.31%
SAMPLE SIZE	21,670	13,120	6,470	370

#### EXCLUDING NORMAL BATTERY DEPLETION

YEAR	1	2	3	AT 44 MONTHS
SURVIVAL PROBABILITY	99.99%	99.85%	99.56%	99.56%
± 1 STANDARD ERROR	0.01%	0.02%	0.09%	0.09%

# Cardiac Resynchronization Therapy (CRT) Pacemakers

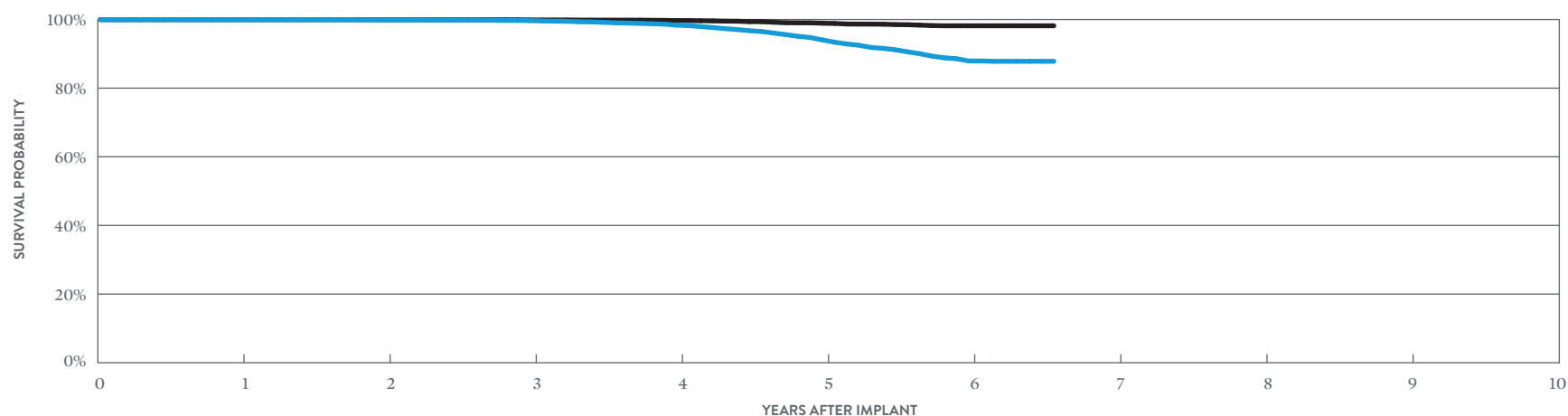
## CUSTOMER REPORTED PERFORMANCE DATA

### Allure Quadra MP™ CRT-P

#### MODEL PM3262

US Regulatory Approval	February 2016
Registered US Implants	19,958
Estimated Active US Implants	11,805
Estimated Longevity	8 Years
Normal Battery Depletion	316
Number of US Advisories (see pgs. 310, 313)	Two

	MALFUNCTIONS W/ COMPROMISED THERAPY		MALFUNCTIONS W/O COMPROMISED THERAPY	
	QTY	RATE	QTY	RATE
Electrical Component	0	0.00%	1	<0.01%
Electrical Interconnect	0	0.00%	0	0.00%
Battery	0	0.00%	0	0.00%
Software/Firmware	0	0.00%	4	0.02%
Mechanical	4	0.02%	53	0.27%
Possible Early Battery Depletion	0	0.00%	0	0.00%
Other	0	0.00%	1	<0.01%
<b>Total</b>	<b>4</b>	<b>0.02%</b>	<b>59</b>	<b>0.30%</b>



#### INCLUDING NORMAL BATTERY DEPLETION

YEAR	1	2	3	4	5	6	AT 79 MONTHS
SURVIVAL PROBABILITY	99.94%	99.87%	99.67%	98.35%	94.05%	87.92%	87.82%
± 1 STANDARD ERROR	0.02%	0.03%	0.04%	0.10%	0.22%	0.39%	0.42%
SAMPLE SIZE	18,970	17,250	15,770	13,380	9,340	4,600	430

#### EXCLUDING NORMAL BATTERY DEPLETION

YEAR	1	2	3	4	5	6	AT 79 MONTHS
SURVIVAL PROBABILITY	99.95%	99.92%	99.87%	99.69%	98.92%	98.17%	98.17%
± 1 STANDARD ERROR	0.02%	0.02%	0.02%	0.04%	0.10%	0.16%	0.16%

# Cardiac Resynchronization Therapy (CRT) Pacemakers

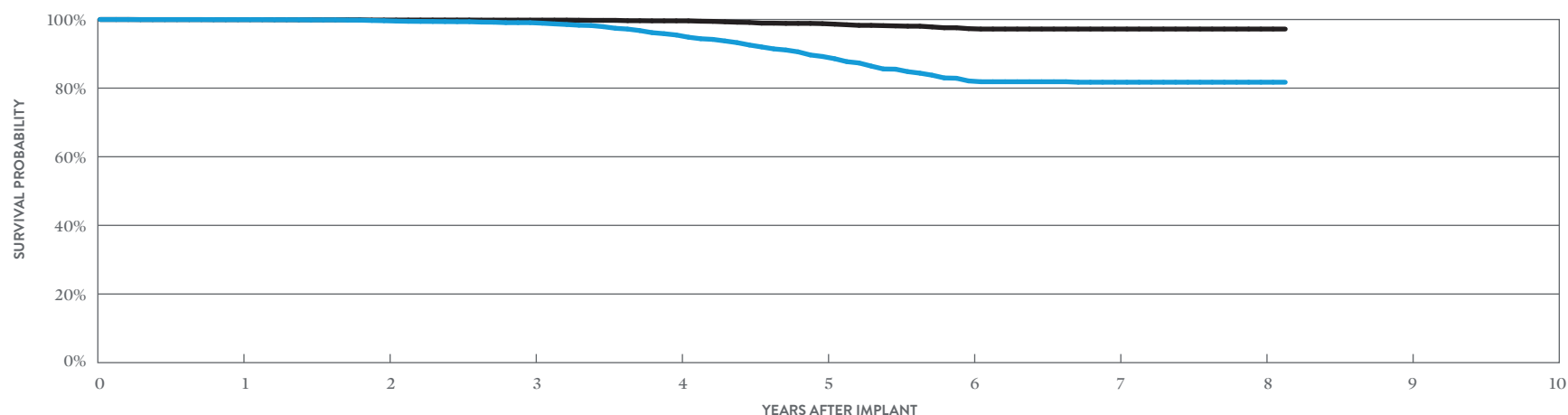
## CUSTOMER REPORTED PERFORMANCE DATA

### Allure™ RF CRT-P

#### MODEL PM3222

US Regulatory Approval	March 2014
Registered US Implants	12,154
Estimated Active US Implants	7,069
Estimated Longevity	8 Years
Normal Battery Depletion	250
Number of US Advisories (see pgs. 310, 313)	Two

	MALFUNCTIONS W/ COMPROMISED THERAPY		MALFUNCTIONS W/O COMPROMISED THERAPY	
	QTY	RATE	QTY	RATE
Electrical Component	1	<0.01%	0	0.00%
Electrical Interconnect	0	0.00%	0	0.00%
Battery	0	0.00%	0	0.00%
Software/Firmware	0	0.00%	0	0.00%
Mechanical	0	0.00%	40	0.33%
Possible Early Battery Depletion	0	0.00%	0	0.00%
Other	0	0.00%	0	0.00%
<b>Total</b>	<b>1</b>	<b>&lt;0.01%</b>	<b>40</b>	<b>0.33%</b>



#### INCLUDING NORMAL BATTERY DEPLETION

YEAR	1	2	3	4	5	6	7	8	AT 98 MONTHS
SURVIVAL PROBABILITY	99.96%	99.64%	99.08%	95.48%	89.22%	82.09%	81.72%	81.72%	81.72%
± 1 STANDARD ERROR	0.02%	0.06%	0.11%	0.27%	0.45%	0.63%	0.66%	0.66%	0.66%
SAMPLE SIZE	10,840	8,590	6,850	5,260	3,750	2,430	1,370	580	210

#### EXCLUDING NORMAL BATTERY DEPLETION

YEAR	1	2	3	4	5	6	7	8	AT 98 MONTHS
SURVIVAL PROBABILITY	99.96%	99.85%	99.82%	99.61%	98.80%	97.33%	97.22%	97.22%	97.22%
± 1 STANDARD ERROR	0.02%	0.04%	0.05%	0.08%	0.16%	0.27%	0.30%	0.30%	0.30%

# Cardiac Resynchronization Therapy (CRT) Pacemakers

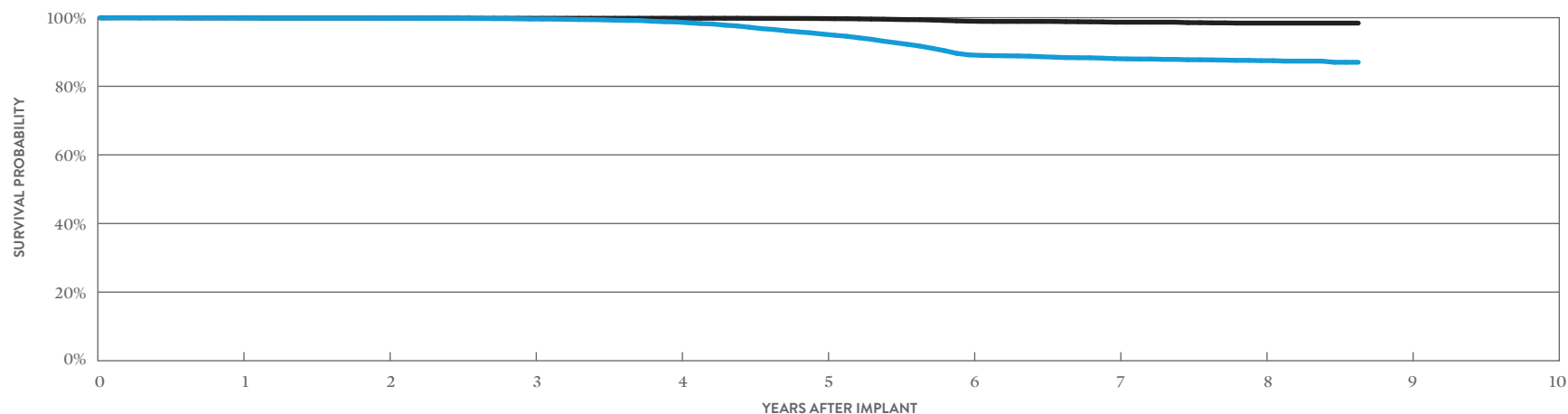
## CUSTOMER REPORTED PERFORMANCE DATA

### Allure Quadra™ RF CRT-P

#### MODEL PM3242

US Regulatory Approval	March 2014
Registered US Implants	18,425
Estimated Active US Implants	8,109
Estimated Longevity	8 Years
Normal Battery Depletion	498
Number of US Advisories (see pgs. 310, 313)	Two

	MALFUNCTIONS W/ COMPROMISED THERAPY		MALFUNCTIONS W/O COMPROMISED THERAPY	
	QTY	RATE	QTY	RATE
Electrical Component	1	<0.01%	2	0.01%
Electrical Interconnect	0	0.00%	0	0.00%
Battery	0	0.00%	0	0.00%
Software/Firmware	0	0.00%	0	0.00%
Mechanical	2	0.01%	57	0.31%
Possible Early Battery Depletion	0	0.00%	0	0.00%
Other	0	0.00%	0	0.00%
<b>Total</b>	<b>3</b>	<b>0.02%</b>	<b>59</b>	<b>0.32%</b>



#### INCLUDING NORMAL BATTERY DEPLETION

YEAR	1	2	3	4	5	6	7	8	AT 104 MONTHS
SURVIVAL PROBABILITY	99.92%	99.84%	99.60%	98.75%	95.22%	89.16%	88.06%	87.47%	87.00%
± 1 STANDARD ERROR	0.02%	0.03%	0.05%	0.09%	0.18%	0.28%	0.30%	0.32%	0.42%
SAMPLE SIZE	17,300	15,470	14,160	12,970	11,700	10,200	7,660	3,850	250

#### EXCLUDING NORMAL BATTERY DEPLETION

YEAR	1	2	3	4	5	6	7	8	AT 104 MONTHS
SURVIVAL PROBABILITY	99.94%	99.88%	99.83%	99.83%	99.74%	98.98%	98.68%	98.42%	98.42%
± 1 STANDARD ERROR	0.02%	0.03%	0.03%	0.03%	0.04%	0.09%	0.11%	0.15%	0.15%

# Cardiac Resynchronization Therapy (CRT) Pacemakers

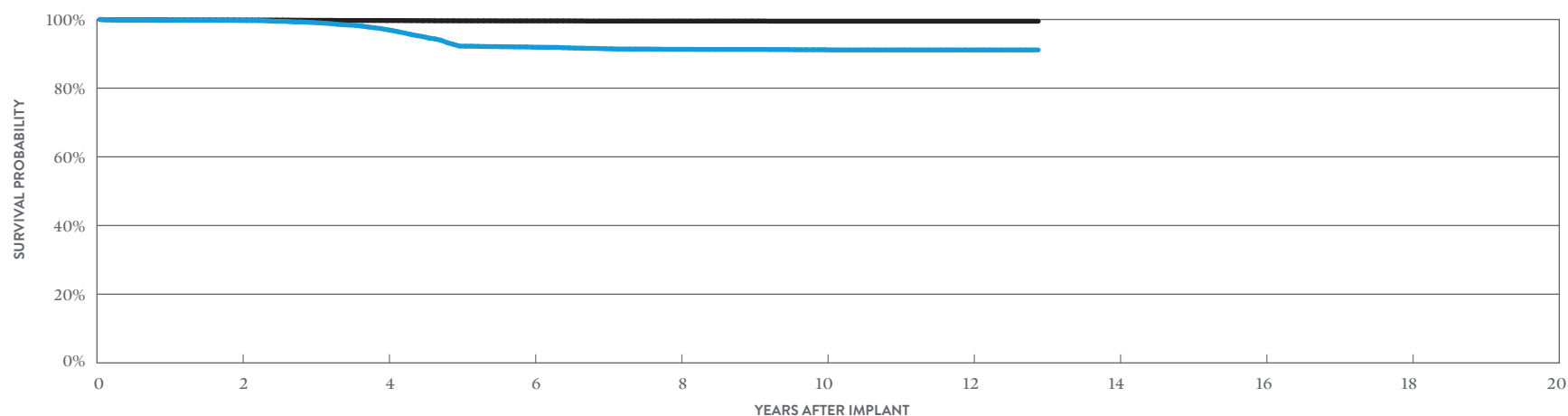
## CUSTOMER REPORTED PERFORMANCE DATA

### Anthem™ RF CRT-P

#### MODEL PM3210

US Regulatory Approval	July 2009
Registered US Implants	20,449
Estimated Active US Implants	5,071
Estimated Longevity	8 Years
Normal Battery Depletion	394
Number of US Advisories (see pgs. 310, 313, 315)	Three

	MALFUNCTIONS W/ COMPROMISED THERAPY		MALFUNCTIONS W/O COMPROMISED THERAPY	
	QTY	RATE	QTY	RATE
Electrical Component	3	0.01%	3	0.01%
Electrical Interconnect	3	0.01%	1	<0.01%
Battery	0	0.00%	1	<0.01%
Software/Firmware	0	0.00%	7	0.03%
Mechanical	0	0.00%	0	0.00%
Possible Early Battery Depletion	1	<0.01%	3	0.01%
Other	0	0.00%	9	0.04%
<b>Total</b>	<b>7</b>	<b>0.03%</b>	<b>24</b>	<b>0.12%</b>



#### INCLUDING NORMAL BATTERY DEPLETION

YEAR	2	4	6	8	10	12	AT 155 MONTHS
SURVIVAL PROBABILITY	99.71%	97.06%	91.93%	91.31%	91.19%	91.13%	91.13%
± 1 STANDARD ERROR	0.04%	0.14%	0.25%	0.26%	0.26%	0.27%	0.27%
SAMPLE SIZE	16,140	12,660	9,720	7,110	3,830	1,220	210

#### EXCLUDING NORMAL BATTERY DEPLETION

YEAR	2	4	6	8	10	12	AT 155 MONTHS
SURVIVAL PROBABILITY	99.83%	99.69%	99.58%	99.53%	99.49%	99.49%	99.49%
± 1 STANDARD ERROR	0.03%	0.04%	0.05%	0.06%	0.07%	0.07%	0.07%



# Cardiac Resynchronization Therapy (CRT) Pacemakers

## ACTIVELY MONITORED STUDY DATA

### Anthem™ RF CRT-P

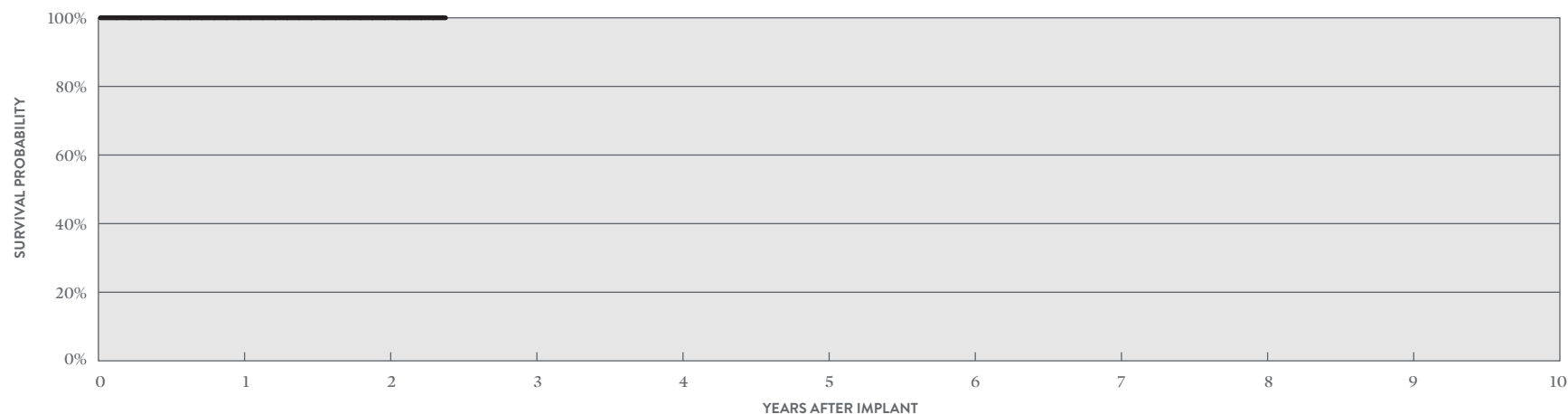
#### MODEL PM3210

US Regulatory Approval	July 2009
Number of Devices Enrolled in Study	202
Active Devices Enrolled in Study	0
Cumulative Months of Follow-up	5,472
Estimated Longevity	8 Years

#### QUALIFYING COMPLICATIONS

None Reported

	MALFUNCTIONS W/ COMPROMISED THERAPY		MALFUNCTIONS W/O COMPROMISED THERAPY	
	QTY	RATE	QTY	RATE
Electrical Component	0	0.00%	0	0.00%
Electrical Interconnect	0	0.00%	0	0.00%
Battery	0	0.00%	0	0.00%
Software/Firmware	0	0.00%	0	0.00%
Mechanical	0	0.00%	0	0.00%
Possible Early Battery Depletion	0	0.00%	0	0.00%
Other	0	0.00%	0	0.00%
<b>Total</b>	<b>0</b>	<b>0.00%</b>	<b>0</b>	<b>0.00%</b>



#### ACTIVELY MONITORED STUDY DATA

YEAR	1	2	AT 29 MONTHS
SURVIVAL PROBABILITY	100.00%	100.00%	100.00%
± 1 STANDARD ERROR	0.00%	0.00%	0.00%
SAMPLE SIZE	170	110	50

# Cardiac Resynchronization Therapy (CRT) Pacemakers

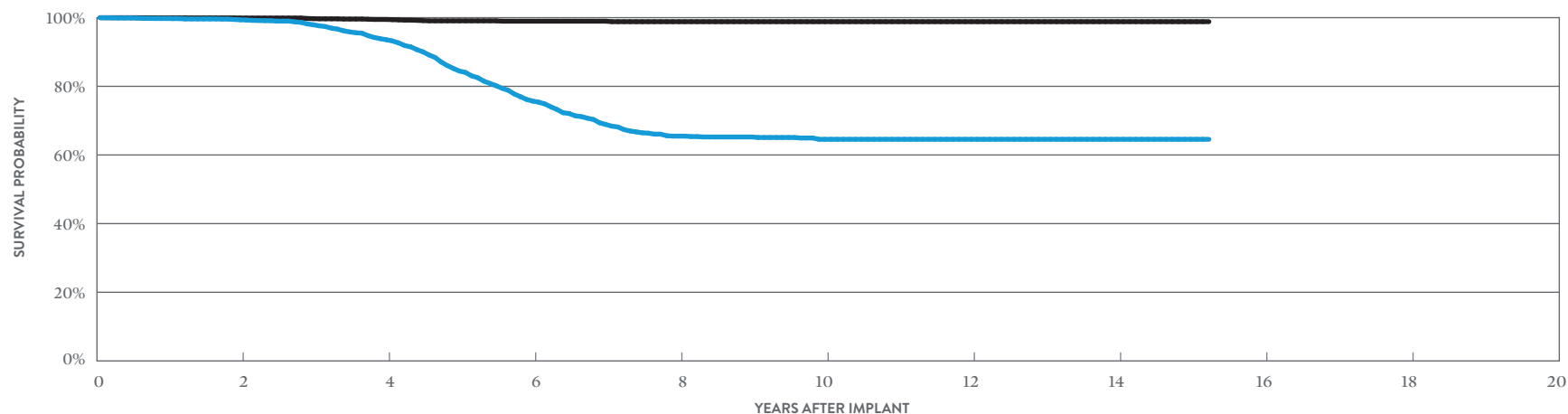
## CUSTOMER REPORTED PERFORMANCE DATA

### Frontier™ II CRT-P

#### MODEL 5586

US Regulatory Approval	August 2004
Registered US Implants	6,911
Estimated Active US Implants	708
Estimated Longevity	6.5 Years
Normal Battery Depletion	381
Number of US Advisories	None

	MALFUNCTIONS W/ COMPROMISED THERAPY		MALFUNCTIONS W/O COMPROMISED THERAPY	
	QTY	RATE	QTY	RATE
Electrical Component	0	0.00%	7	0.10%
Electrical Interconnect	0	0.00%	0	0.00%
Battery	0	0.00%	0	0.00%
Software/Firmware	0	0.00%	0	0.00%
Mechanical	0	0.00%	0	0.00%
Possible Early Battery Depletion	0	0.00%	7	0.10%
Other	1	0.01%	3	0.04%
<b>Total</b>	<b>1</b>	<b>0.01%</b>	<b>17</b>	<b>0.25%</b>



#### INCLUDING NORMAL BATTERY DEPLETION

YEAR	2	4	6	8	10	12	14	AT 183 MONTHS
SURVIVAL PROBABILITY	99.37%	93.57%	75.70%	65.49%	64.56%	64.56%	64.56%	64.56%
± 1 STANDARD ERROR	0.10%	0.39%	0.78%	0.94%	0.96%	0.96%	0.96%	0.96%
SAMPLE SIZE	5,020	3,470	2,160	1,250	880	770	580	200

#### EXCLUDING NORMAL BATTERY DEPLETION

YEAR	2	4	6	8	10	12	14	AT 183 MONTHS
SURVIVAL PROBABILITY	99.89%	99.48%	98.97%	98.83%	98.83%	98.83%	98.83%	98.83%
± 1 STANDARD ERROR	0.03%	0.12%	0.18%	0.20%	0.20%	0.20%	0.20%	0.20%

SUMMARY INFORMATION

Cardiac Resynchronization  
Therapy (CRT) Pacemakers

## Cardiac Resynchronization Therapy (CRT) Pacemakers

### Survival Probability Summary

#### INCLUDING NORMAL BATTERY DEPLETION

MODELS	FAMILY	1 YEAR	2 YEAR	3 YEAR	4 YEAR	5 YEAR	6 YEAR	7 YEAR	8 YEAR	9 YEAR	10 YEAR
PM3562	Allure Quadra MP <sup>™</sup> CRT-P	99.99%	99.85%	99.20%							
PM3262	Allure Quadra MP <sup>™</sup> CRT-P	99.94%	99.87%	99.67%	98.35%	94.05%	87.92%				
PM3222	Allure <sup>™</sup> RF CRT-P	99.96%	99.64%	99.08%	95.48%	89.22%	82.09%	81.72%	81.72%		
PM3242	Allure Quadra <sup>™</sup> RF CRT-P	99.92%	99.84%	99.60%	98.75%	95.22%	89.16%	88.06%	87.47%		
PM3210	Anthem <sup>™</sup> RF CRT-P	99.81%	99.71%	99.11%	97.06%	92.24%	91.93%	91.48%	91.31%	91.28%	91.19%
5586	Frontier <sup>™</sup> II CRT-P	99.75%	99.37%	97.93%	93.57%	84.44%	75.70%	68.89%	65.49%	65.24%	64.56%

#### EXCLUDING NORMAL BATTERY DEPLETION

MODELS	FAMILY	1 YEAR	2 YEAR	3 YEAR	4 YEAR	5 YEAR	6 YEAR	7 YEAR	8 YEAR	9 YEAR	10 YEAR
PM3562	Allure Quadra MP <sup>™</sup> CRT-P	99.99%	99.85%	99.56%							
PM3262	Allure Quadra MP <sup>™</sup> CRT-P	99.95%	99.92%	99.87%	99.69%	98.92%	98.17%				
PM3222	Allure <sup>™</sup> RF CRT-P	99.96%	99.85%	99.82%	99.61%	98.80%	97.33%	97.22%	97.22%		
PM3242	Allure Quadra <sup>™</sup> RF CRT-P	99.94%	99.88%	99.83%	99.83%	99.74%	98.98%	98.68%	98.42%		
PM3210	Anthem <sup>™</sup> RF CRT-P	99.87%	99.83%	99.75%	99.69%	99.60%	99.58%	99.53%	99.53%	99.53%	99.49%
5586	Frontier <sup>™</sup> II CRT-P	99.93%	99.89%	99.71%	99.48%	99.07%	98.97%	98.97%	98.83%	98.83%	98.83%

## Cardiac Resynchronization Therapy (CRT) Pacemakers

### US Malfunction Summary

#### WITH COMPROMISED THERAPY

MODELS	FAMILY	REGISTERED US IMPLANTS	PERCENT RETURNED FOR ANALYSIS	ELECTRICAL COMPONENT		ELECTRICAL INTERCONNECT		BATTERY		SOFTWARE/FIRMWARE		MECHANICAL		POSSIBLE EARLY BATTERY DEPLETION		OTHER		TOTAL			
				QTY	RATE	QTY	RATE	QTY	RATE	QTY	RATE	QTY	RATE	QTY	RATE	QTY	RATE	QTY	RATE	QTY	RATE
PM3562	Allure Quadra MP <sup>™</sup> CRT-P	26,585	1.90%	0	0.00%	0	0.00%	0	0.00%	0	0.00%	0	0.00%	0	0.00%	0	0.00%	0	0.00%	0	0.00%
PM3262	Allure Quadra MP <sup>™</sup> CRT-P	19,958	6.90%	0	0.00%	0	0.00%	0	0.00%	0	0.00%	4	0.02%	0	0.00%	0	0.00%	0	0.00%	4	0.02%
PM3222	Allure <sup>™</sup> RF CRT-P	12,154	7.30%	1	<0.01%	0	0.00%	0	0.00%	0	0.00%	0	0.00%	0	0.00%	0	0.00%	0	0.00%	1	<0.01%
PM3242	Allure Quadra <sup>™</sup> RF CRT-P	18,425	9.90%	1	<0.01%	0	0.00%	0	0.00%	0	0.00%	2	0.01%	0	0.00%	0	0.00%	0	0.00%	3	0.02%
PM3210	Anthem <sup>™</sup> RF CRT-P	20,449	19.20%	3	0.01%	3	0.01%	0	0.00%	0	0.00%	0	0.00%	1	<0.01%	0	0.00%	0	0.00%	7	0.03%
5586	Frontier <sup>™</sup> II CRT-P	6,911	19.60%	0	0.00%	0	0.00%	0	0.00%	0	0.00%	0	0.00%	0	0.00%	1	0.01%	1	0.01%	1	0.01%

#### WITHOUT COMPROMISED THERAPY

MODELS	FAMILY	REGISTERED US IMPLANTS	PERCENT RETURNED FOR ANALYSIS	ELECTRICAL COMPONENT		ELECTRICAL INTERCONNECT		BATTERY		SOFTWARE/FIRMWARE		MECHANICAL		POSSIBLE EARLY BATTERY DEPLETION		OTHER		TOTAL	
				QTY	RATE	QTY	RATE	QTY	RATE	QTY	RATE	QTY	RATE	QTY	RATE	QTY	RATE	QTY	RATE
PM3562	Allure Quadra MP <sup>™</sup> CRT-P	26,585	1.90%	0	0.00%	0	0.00%	0	0.00%	0	0.00%	14	0.05%	0	0.00%	0	0.00%	14	0.05%
PM3262	Allure Quadra MP <sup>™</sup> CRT-P	19,958	6.90%	1	<0.01%	0	0.00%	0	0.00%	4	0.02%	53	0.27%	0	0.00%	1	<0.01%	59	0.30%
PM3222	Allure <sup>™</sup> RF CRT-P	12,154	7.30%	0	0.00%	0	0.00%	0	0.00%	0	0.00%	40	0.33%	0	0.00%	0	0.00%	40	0.33%
PM3242	Allure Quadra <sup>™</sup> RF CRT-P	18,425	9.90%	2	0.01%	0	0.00%	0	0.00%	0	0.00%	57	0.31%	0	0.00%	0	0.00%	59	0.32%
PM3210	Anthem <sup>™</sup> RF CRT-P	20,449	19.20%	3	0.01%	1	<0.01%	1	<0.01%	7	0.03%	0	0.00%	3	0.01%	9	0.04%	24	0.12%
5586	Frontier <sup>™</sup> II CRT-P	6,911	19.60%	7	0.10%	0	0.00%	0	0.00%	0	0.00%	0	0.00%	7	0.10%	3	0.04%	17	0.25%

Definitions of malfunction categories can be found on [pages 5-6](#).

## Cardiac Resynchronization Therapy (CRT) Pacemakers Worldwide Malfunction Summary

### WITH COMPROMISED THERAPY

MODELS	FAMILY	WORLDWIDE SALES	PERCENT RETURNED FOR ANALYSIS	ELECTRICAL COMPONENT		ELECTRICAL INTERCONNECT		BATTERY		SOFTWARE/FIRMWARE		MECHANICAL		POSSIBLE EARLY BATTERY DEPLETION		OTHER		TOTAL			
				QTY	RATE	QTY	RATE	QTY	RATE	QTY	RATE	QTY	RATE	QTY	RATE	QTY	RATE	QTY	RATE	QTY	RATE
PM3562	Allure Quadra MP <sup>™</sup> CRT-P	62,031	0.89%	1	<0.01%	0	0.00%	0	0.00%	0	0.00%	0	0.00%	0	0.00%	0	0.00%	0	0.00%	1	<0.01%
PM3262	Allure Quadra MP <sup>™</sup> CRT-P	36,449	3.83%	0	0.00%	0	0.00%	0	0.00%	0	0.00%	4	0.01%	1	<0.01%	0	0.00%	0	0.00%	5	0.01%
PM3222	Allure <sup>™</sup> RF CRT-P	40,296	2.30%	1	<0.01%	1	<0.01%	0	0.00%	0	0.00%	1	<0.01%	0	0.00%	0	0.00%	0	0.00%	3	<0.01%
PM3242	Allure Quadra <sup>™</sup> RF CRT-P	37,300	5.05%	1	<0.01%	0	0.00%	0	0.00%	0	0.00%	3	<0.01%	0	0.00%	0	0.00%	0	0.00%	4	0.01%
PM3210	Anthem <sup>™</sup> RF CRT-P	21,093	18.40%	3	0.01%	3	0.01%	0	0.00%	0	0.00%	0	0.00%	1	<0.01%	0	0.00%	0	0.00%	7	0.03%

### WITHOUT COMPROMISED THERAPY

MODELS	FAMILY	WORLDWIDE SALES	PERCENT RETURNED FOR ANALYSIS	ELECTRICAL COMPONENT		ELECTRICAL INTERCONNECT		BATTERY		SOFTWARE/FIRMWARE		MECHANICAL		POSSIBLE EARLY BATTERY DEPLETION		OTHER		TOTAL			
				QTY	RATE	QTY	RATE	QTY	RATE	QTY	RATE	QTY	RATE	QTY	RATE	QTY	RATE	QTY	RATE	QTY	RATE
PM3562	Allure Quadra MP <sup>™</sup> CRT-P	62,031	0.89%	2	<0.01%	0	0.00%	0	0.00%	0	0.00%	14	0.02%	0	0.00%	2	<0.01%	0	0.00%	18	0.03%
PM3262	Allure Quadra MP <sup>™</sup> CRT-P	36,449	3.83%	0	0.00%	0	0.00%	0	0.00%	4	0.01%	54	0.15%	0	0.00%	1	<0.01%	0	0.00%	59	0.16%
PM3222	Allure <sup>™</sup> RF CRT-P	40,296	2.30%	0	0.00%	0	0.00%	0	0.00%	0	0.00%	43	0.11%	0	0.00%	2	<0.01%	0	0.00%	45	0.11%
PM3242	Allure Quadra <sup>™</sup> RF CRT-P	37,300	5.05%	3	<0.01%	0	0.00%	0	0.00%	0	0.00%	62	0.17%	1	<0.01%	1	<0.01%	0	0.00%	67	0.18%
PM3210	Anthem <sup>™</sup> RF CRT-P	21,093	18.40%	3	0.01%	1	<0.01%	1	<0.01%	7	0.03%	0	0.00%	3	0.01%	9	0.04%	0	0.00%	24	0.11%

Definitions of malfunction categories can be found on [pages 5-6](#).

## Cardiac Resynchronization Therapy (CRT) Pacemakers

### Actively Monitored Study Data Summary

#### QUALIFYING COMPLICATIONS

MODELS	NUMBER OF DEVICES ENROLLED	ACTIVE DEVICES ENROLLED	CUMULATIVE MONTHS OF FOLLOW-UP	LOSS OF TELEMETRY		PERICARDIAL EFFUSION		PREMATURE BATTERY DEPLETION		SKIN EROSION		TOTAL	
				QTY	RATE	QTY	RATE	QTY	RATE	QTY	RATE	QTY	RATE
PM3210	202	0	5,472	0	0.00%	0	0.00%	0	0.00%	0	0.00%	0	0.00%

#### MALFUNCTIONS WITH COMPROMISED THERAPY

MODELS	FAMILY	NUMBER OF DEVICES ENROLLED	PERCENT RETURNED FOR ANALYSIS	ELECTRICAL COMPONENT		ELECTRICAL INTERCONNECT		BATTERY		SOFTWARE/FIRMWARE		MECHANICAL		POSSIBLE EARLY BATTERY DEPLETION		OTHER		TOTAL	
				QTY	RATE	QTY	RATE	QTY	RATE	QTY	RATE	QTY	RATE	QTY	RATE	QTY	RATE	QTY	RATE
PM3210	Anthem <sup>™</sup> RF	202	30.70%	0	0.00%	0	0.00%	0	0.00%	0	0.00%	0	0.00%	0	0.00%	0	0.00%	0	0.00%

#### MALFUNCTIONS WITHOUT COMPROMISED THERAPY

MODELS	FAMILY	NUMBER OF DEVICES ENROLLED	PERCENT RETURNED FOR ANALYSIS	ELECTRICAL COMPONENT		ELECTRICAL INTERCONNECT		BATTERY		SOFTWARE/FIRMWARE		MECHANICAL		POSSIBLE EARLY BATTERY DEPLETION		OTHER		TOTAL	
				QTY	RATE	QTY	RATE	QTY	RATE	QTY	RATE	QTY	RATE	QTY	RATE	QTY	RATE	QTY	RATE
PM3210	Anthem <sup>™</sup> RF	202	30.70%	0	0.00%	0	0.00%	0	0.00%	0	0.00%	0	0.00%	0	0.00%	0	0.00%	0	0.00%

A list of complications can be found on [page 12](#).

Definitions of malfunction categories can be found on [pages 5-6](#).





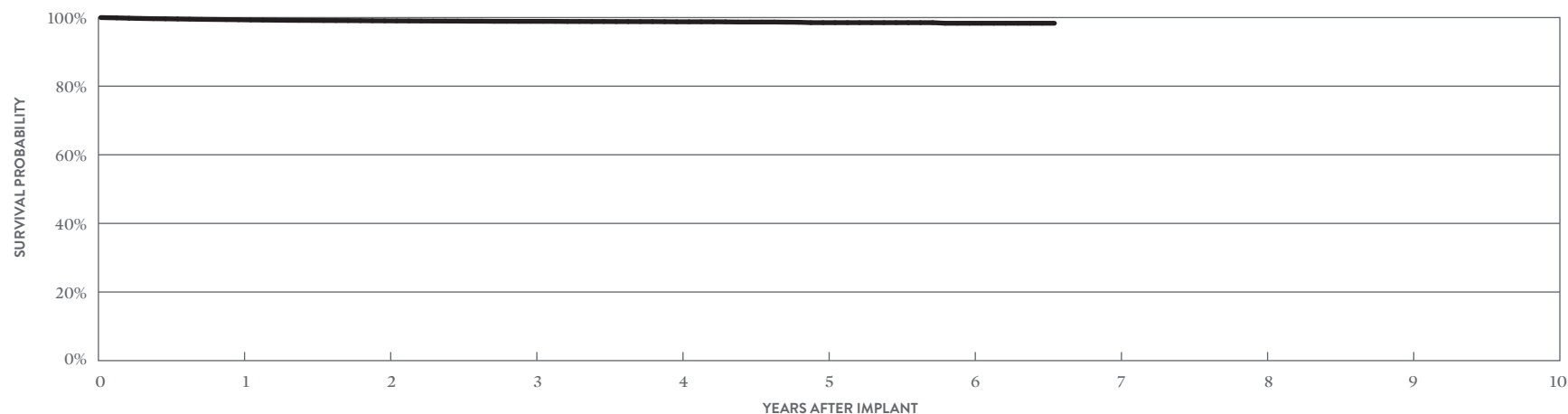
## Left-Heart Leads

### CUSTOMER REPORTED PERFORMANCE DATA

## Quartet™

### MODEL 1458QL

		ACUTE OBSERVATIONS (POST IMPLANT, ≤30 DAYS)		CHRONIC COMPLICATIONS (>30 DAYS)		MALFUNCTIONS			
		QTY	RATE	QTY	RATE	QTY	RATE		
US Regulatory Approval	October 2015	Cardiac Perforation	1	<0.01%	0	0.00%	Conductor Fracture	0	0.00%
Registered US Implants	18,552	Conductor Fracture	0	0.00%	2	0.01%	Clavicular Crush	0	0.00%
Estimated Active US Implants	12,940	Lead Dislodgement	33	0.18%	120	0.65%	In the Pocket	0	0.00%
Insulation	Optim™*	Failure to Capture	21	0.11%	54	0.29%	Intravascular	0	0.00%
Type and/or Fixation	S-Curve	Oversensing	0	0.00%	1	<0.01%	Insulation Breach	0	0.00%
Polarity	Quadpolar	Failure to Sense	0	0.00%	0	0.00%	Lead-to-Can Contact	0	0.00%
Steroid	Yes	Insulation Breach	2	0.01%	0	0.00%	Lead-to-Lead Contact	0	0.00%
Number of US Advisories	None	Abnormal Pacing Impedance	5	0.03%	15	0.08%	Clavicular Crush	0	0.00%
		Extracardiac Stimulation	28	0.15%	39	0.21%	Externalized Conductors	0	0.00%
		Other	6	0.03%	6	0.03%	Other	0	0.00%
		<b>Total</b>	<b>96</b>	<b>0.52%</b>	<b>237</b>	<b>1.28%</b>	Crimps, Welds & Bonds	0	0.00%
		<b>Total Returned for Analysis</b>	<b>23</b>		<b>68</b>		Other	0	0.00%
							Extrinsic Factors	63	0.34%
							<b>Total</b>	<b>63</b>	<b>0.34%</b>



YEAR	1	2	3	4	5	6	AT 79 MONTHS
<b>SURVIVAL PROBABILITY</b>	99.37%	99.05%	98.90%	98.77%	98.52%	98.35%	98.35%
<b>± 1 STANDARD ERROR</b>	0.06%	0.08%	0.09%	0.10%	0.13%	0.16%	0.16%
<b>SAMPLE SIZE</b>	16,430	12,700	9,680	6,930	4,510	2,330	230

\*Optim™ lead insulation is a copolymer of silicone and polyurethane.

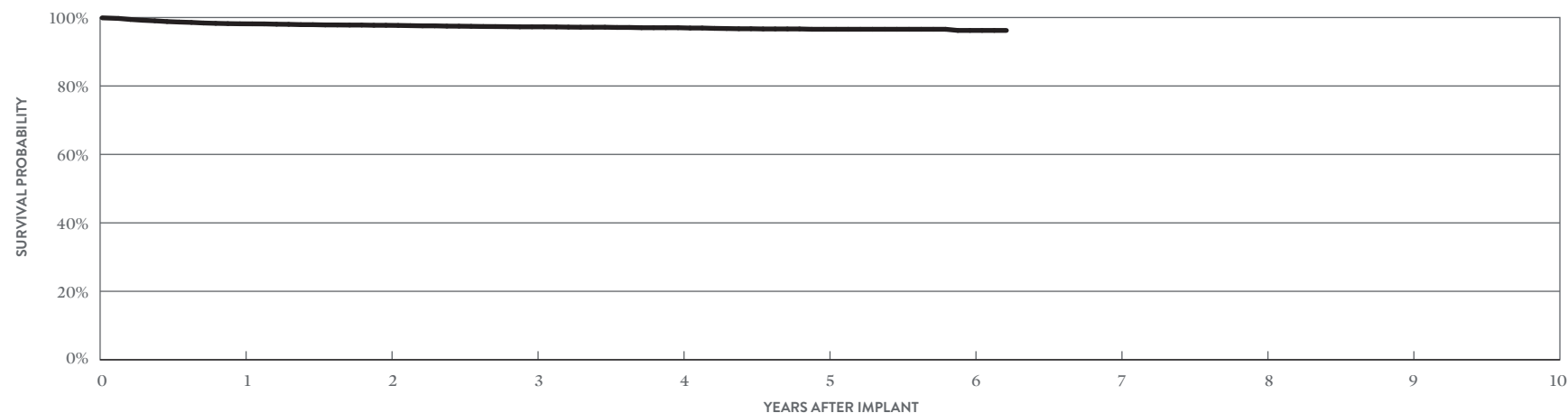
## Left-Heart Leads

### CUSTOMER REPORTED PERFORMANCE DATA

## Quartet™

### MODEL 1457Q

		ACUTE OBSERVATIONS (POST IMPLANT, ≤30 DAYS)		CHRONIC COMPLICATIONS (>30 DAYS)		MALFUNCTIONS			
		QTY	RATE	QTY	RATE	QTY	RATE		
US Regulatory Approval	March 2017	Cardiac Perforation	0	0.00%	0	0.00%	Conductor Fracture	0	0.00%
Registered US Implants	10,865	Conductor Fracture	1	<0.01%	0	0.00%	Clavicular Crush	0	0.00%
Estimated Active US Implants	7,534	Lead Dislodgement	58	0.53%	176	1.62%	In the Pocket	0	0.00%
Insulation	Optim™*	Failure to Capture	13	0.12%	44	0.40%	Intravascular	0	0.00%
Type and/or Fixation	S-Curve	Oversensing	1	<0.01%	2	0.02%	Insulation Breach	0	0.00%
Polarity	Quadpolar	Failure to Sense	0	0.00%	0	0.00%	Lead-to-Can Contact	0	0.00%
Steroid	Yes	Insulation Breach	0	0.00%	2	0.02%	Lead-to-Lead Contact	0	0.00%
Number of US Advisories	None	Abnormal Pacing Impedance	0	0.00%	4	0.04%	Clavicular Crush	0	0.00%
		Extracardiac Stimulation	16	0.15%	16	0.15%	Externalized Conductors	0	0.00%
		Other	7	0.06%	6	0.06%	Other	0	0.00%
		<b>Total</b>	<b>96</b>	<b>0.88%</b>	<b>250</b>	<b>2.30%</b>	Crimps, Welds & Bonds	0	0.00%
		<b>Total Returned for Analysis</b>	<b>25</b>		<b>104</b>		Other	0	0.00%
							Extrinsic Factors	106	0.98%
							<b>Total</b>	<b>106</b>	<b>0.98%</b>



YEAR	1	2	3	4	5	6	AT 75 MONTHS
SURVIVAL PROBABILITY	98.17%	97.73%	97.28%	97.02%	96.57%	96.23%	96.23%
± 1 STANDARD ERROR	0.14%	0.16%	0.19%	0.21%	0.26%	0.43%	0.43%
SAMPLE SIZE	9,230	6,510	4,550	2,920	1,570	610	220

\*Optim™ lead insulation is a copolymer of silicone and polyurethane.

## Left-Heart Leads

### CUSTOMER REPORTED PERFORMANCE DATA

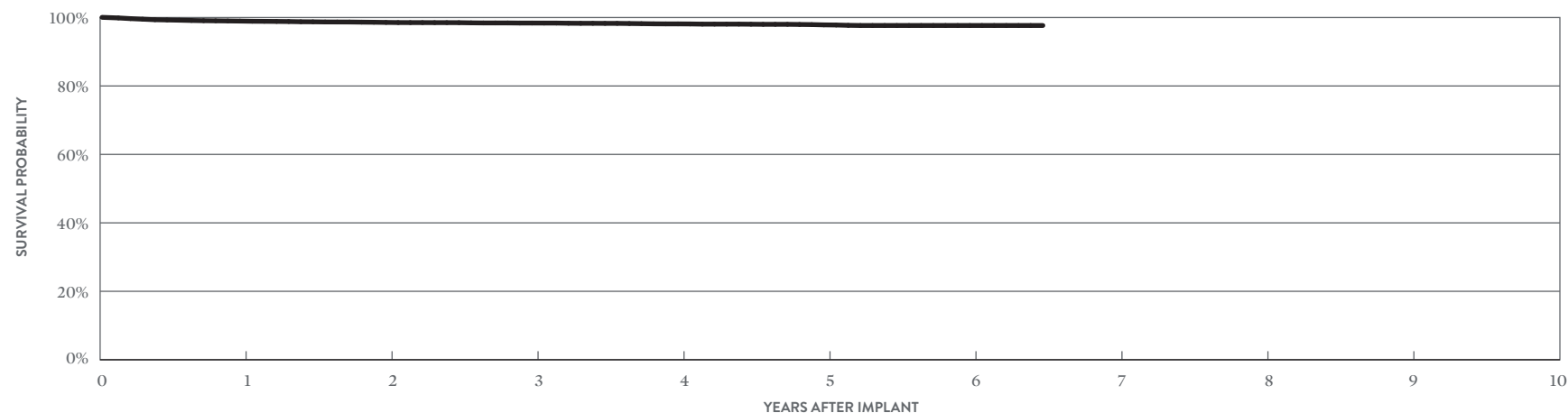
## Quartet™

### MODEL 1456Q

US Regulatory Approval	October 2015
Registered US Implants	14,813
Estimated Active US Implants	10,257
Insulation	Optim*
Type and/or Fixation	S-Curve
Polarity	Quadpolar
Steroid	Yes
Number of US Advisories	None

	ACUTE OBSERVATIONS (POST IMPLANT, ≤30 DAYS)		CHRONIC COMPLICATIONS (>30 DAYS)	
	QTY	RATE	QTY	RATE
Cardiac Perforation	2	0.01%	1	<0.01%
Conductor Fracture	2	0.01%	1	<0.01%
Lead Dislodgement	45	0.30%	149	1.01%
Failure to Capture	15	0.10%	54	0.36%
Oversensing	1	<0.01%	2	0.01%
Failure to Sense	0	0.00%	0	0.00%
Insulation Breach	1	<0.01%	0	0.00%
Abnormal Pacing Impedance	4	0.03%	2	0.01%
Extracardiac Stimulation	15	0.10%	21	0.14%
Other	6	0.04%	4	0.03%
<b>Total</b>	<b>91</b>	<b>0.61%</b>	<b>234</b>	<b>1.58%</b>
<b>Total Returned for Analysis</b>	<b>25</b>		<b>108</b>	

MALFUNCTIONS	QTY	RATE
Conductor Fracture	0	0.00%
Clavicular Crush	0	0.00%
In the Pocket	0	0.00%
Intravascular	0	0.00%
Insulation Breach	2	0.01%
Lead-to-Can Contact	2	0.01%
Lead-to-Lead Contact	0	0.00%
Clavicular Crush	0	0.00%
Externalized Conductors	0	0.00%
Other	0	0.00%
Crimps, Welds & Bonds	0	0.00%
Other	5	0.03%
Extrinsic Factors	103	0.70%
<b>Total</b>	<b>110</b>	<b>0.74%</b>



YEAR	1	2	3	4	5	6	AT 78 MONTHS
SURVIVAL PROBABILITY	98.96%	98.57%	98.39%	98.14%	97.85%	97.67%	97.67%
± 1 STANDARD ERROR	0.09%	0.11%	0.12%	0.14%	0.16%	0.19%	0.19%
SAMPLE SIZE	12,870	9,610	7,220	5,140	3,250	1,600	260

\*Optim™ lead insulation is a copolymer of silicone and polyurethane.

## Left-Heart Leads

### CUSTOMER REPORTED PERFORMANCE DATA

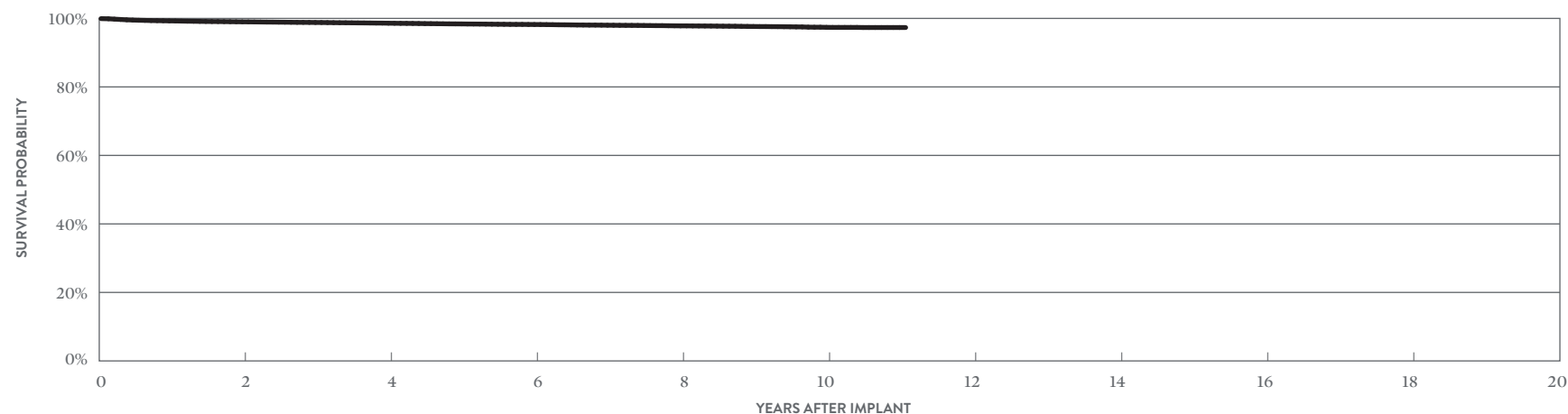
#### Quartet™

#### MODEL 1458Q

US Regulatory Approval	November 2011
Registered US Implants	188,415
Estimated Active US Implants	102,621
Insulation	Optim*
Type and/or Fixation	S-Curve
Polarity	Quadpolar
Steroid	Yes
Number of US Advisories	None

	ACUTE OBSERVATIONS (POST IMPLANT, ≤30 DAYS)		CHRONIC COMPLICATIONS (>30 DAYS)	
	QTY	RATE	QTY	RATE
Cardiac Perforation	7	<0.01%	5	<0.01%
Conductor Fracture	0	0.00%	43	0.02%
Lead Dislodgement	323	0.17%	1499	0.80%
Failure to Capture	138	0.07%	795	0.42%
Oversensing	4	<0.01%	36	0.02%
Failure to Sense	0	0.00%	2	<0.01%
Insulation Breach	2	<0.01%	22	0.01%
Abnormal Pacing Impedance	6	<0.01%	170	0.09%
Extracardiac Stimulation	125	0.07%	257	0.14%
Other	123	0.07%	81	0.04%
<b>Total</b>	<b>728</b>	<b>0.39%</b>	<b>2910</b>	<b>1.54%</b>
<b>Total Returned for Analysis</b>	<b>262</b>		<b>994</b>	

MALFUNCTIONS	QTY	RATE
Conductor Fracture	12	<0.01%
Clavicular Crush	2	<0.01%
In the Pocket	3	<0.01%
Intravascular	7	<0.01%
Insulation Breach	10	<0.01%
Lead-to-Can Contact	4	<0.01%
Lead-to-Lead Contact	4	<0.01%
Clavicular Crush	0	0.00%
Externalized Conductors	0	0.00%
Other	2	<0.01%
Crimps, Welds & Bonds	0	0.00%
Other	15	<0.01%
Extrinsic Factors	942	0.50%
<b>Total</b>	<b>980</b>	<b>0.52%</b>



YEAR	2	4	6	8	10	AT 133 MONTHS
SURVIVAL PROBABILITY	99.00%	98.60%	98.22%	97.82%	97.39%	97.34%
± 1 STANDARD ERROR	0.02%	0.03%	0.04%	0.05%	0.07%	0.08%
SAMPLE SIZE	142,280	103,890	72,640	38,460	10,730	240

\*Optim™ lead insulation is a copolymer of silicone and polyurethane.

## Left-Heart Leads

### ACTIVELY MONITORED STUDY DATA

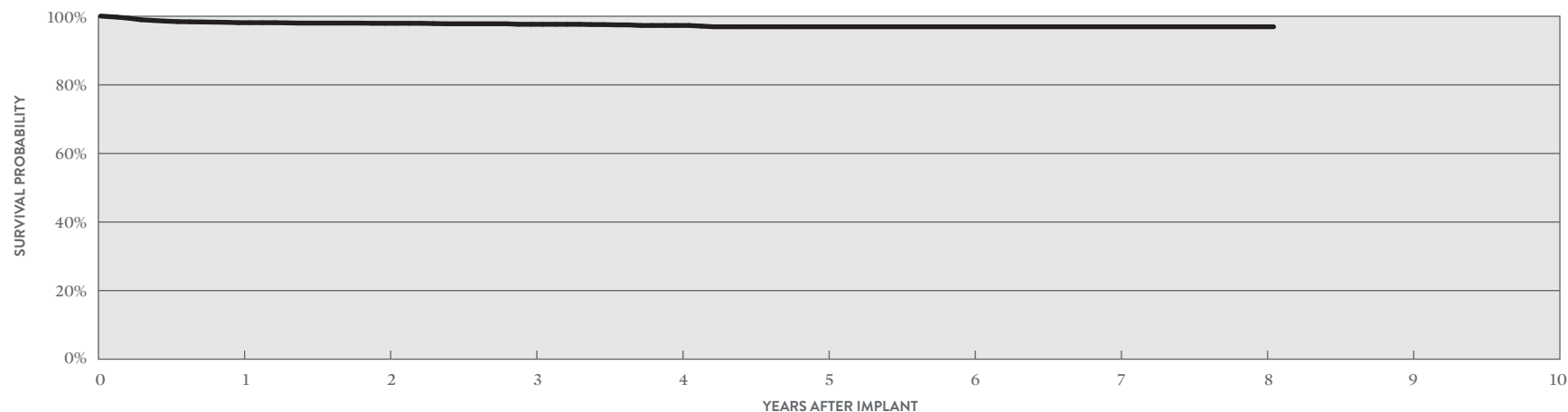
## Quartet™

### MODEL 1458Q

US Regulatory Approval	November 2011
Number of Devices Enrolled in Study	2,158
Active Devices Enrolled in Study	0
Cumulative Months of Follow-up	107,274
Insulation	Optim™*
Type and/or Fixation	S-Curve
Polarity	Quadpolar
Steroid	Yes

QUALIFYING COMPLICATIONS	QTY	RATE
Abnormal Pacing Impedance	1	0.05%
Extracardiac Stimulation	3	0.14%
Failure to Capture	9	0.42%
Insulation Breach	1	0.05%
Lead Dislodgement	38	1.76%
Oversensing	1	0.05%

MALFUNCTIONS	QTY	RATE
Conductor Fracture	0	0.00%
Clavicular Crush	0	0.00%
In the Pocket	0	0.00%
Intravascular	0	0.00%
Insulation Breach	0	0.00%
Lead-to-Can Contact	0	0.00%
Lead-to-Lead Contact	0	0.00%
Clavicular Crush	0	0.00%
Externalized Conductors	0	0.00%
Other	0	0.00%
Crimps, Welds & Bonds	0	0.00%
Other	0	0.00%
Extrinsic Factors	22	1.02%
<b>Total</b>	<b>22</b>	<b>1.02%</b>



YEAR	1	2	3	4	5	6	7	8	AT 97 MONTHS
SURVIVAL PROBABILITY	98.13%	97.95%	97.66%	97.32%	96.94%	96.94%	96.94%	96.94%	96.94%
± 1 STANDARD ERROR	0.29%	0.32%	0.35%	0.39%	0.43%	0.43%	0.43%	0.43%	0.43%
SAMPLE SIZE	1,990	1,660	1,390	1,170	970	840	690	320	60

\*Optim™ lead insulation is a copolymer of silicone and polyurethane.

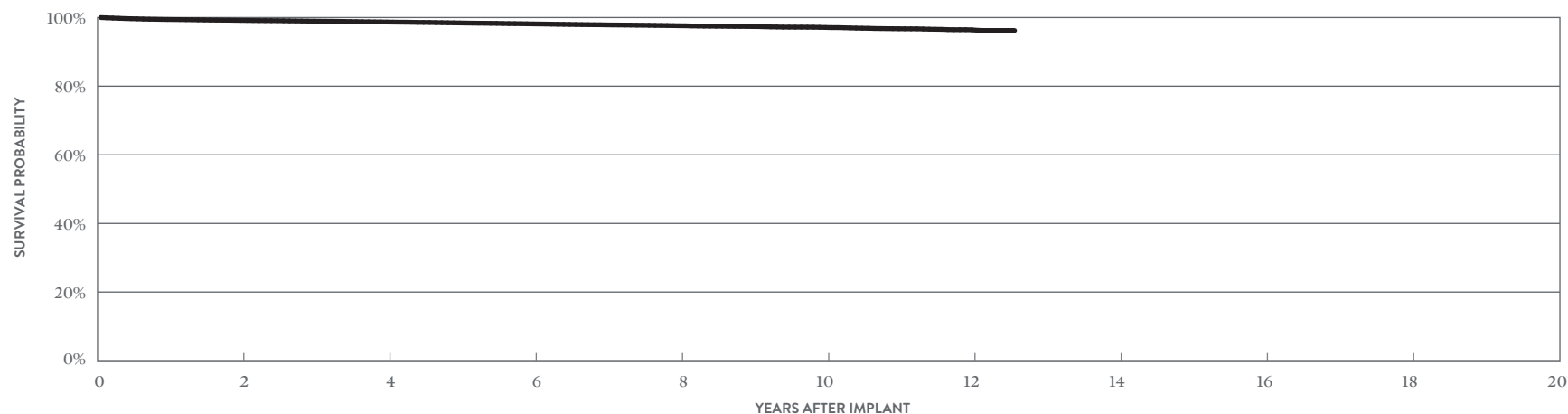
## Left-Heart Leads

### CUSTOMER REPORTED PERFORMANCE DATA

## QuickFlex™ μ

### MODEL 1258T

		ACUTE OBSERVATIONS (POST IMPLANT, ≤30 DAYS)		CHRONIC COMPLICATIONS (>30 DAYS)		MALFUNCTIONS			
		QTY	RATE	QTY	RATE	QTY	RATE		
US Regulatory Approval	May 2010	Cardiac Perforation	0	0.00%	1	<0.01%	Conductor Fracture	10	0.02%
Registered US Implants	51,067	Conductor Fracture	0	0.00%	49	0.10%	Clavicular Crush	3	<0.01%
Estimated Active US Implants	20,292	Lead Dislodgement	67	0.13%	311	0.61%	In the Pocket	3	<0.01%
Insulation	Optim™*	Failure to Capture	30	0.06%	441	0.86%	Intravascular	4	<0.01%
Type and/or Fixation	S-Curve	Oversensing	0	0.00%	32	0.06%	Insulation Breach	6	0.01%
Polarity	Bipolar	Failure to Sense	1	<0.01%	3	<0.01%	Lead-to-Can Contact	1	<0.01%
Steroid	Yes	Insulation Breach	0	0.00%	20	0.04%	Lead-to-Lead Contact	4	<0.01%
Number of US Advisories	None	Abnormal Pacing Impedance	5	<0.01%	103	0.20%	Clavicular Crush	0	0.00%
		Extracardiac Stimulation	40	0.08%	167	0.33%	Externalized Conductors	0	0.00%
		Other	16	0.03%	25	0.05%	Other	1	<0.01%
		<b>Total</b>	<b>159</b>	<b>0.31%</b>	<b>1152</b>	<b>2.26%</b>	Crimps, Welds & Bonds	0	0.00%
		<b>Total Returned for Analysis</b>	<b>71</b>		<b>291</b>		Other	1	<0.01%
							Extrinsic Factors	294	0.58%
							<b>Total</b>	<b>311</b>	<b>0.61%</b>



YEAR	2	4	6	8	10	12	AT 151 MONTHS
SURVIVAL PROBABILITY	99.18%	98.70%	98.15%	97.62%	97.12%	96.43%	96.24%
± 1 STANDARD ERROR	0.04%	0.06%	0.07%	0.08%	0.10%	0.14%	0.17%
SAMPLE SIZE	40,960	33,140	27,280	22,120	14,440	5,110	320

\*Optim™ lead insulation is a copolymer of silicone and polyurethane.

## Left-Heart Leads

### ACTIVELY MONITORED STUDY DATA

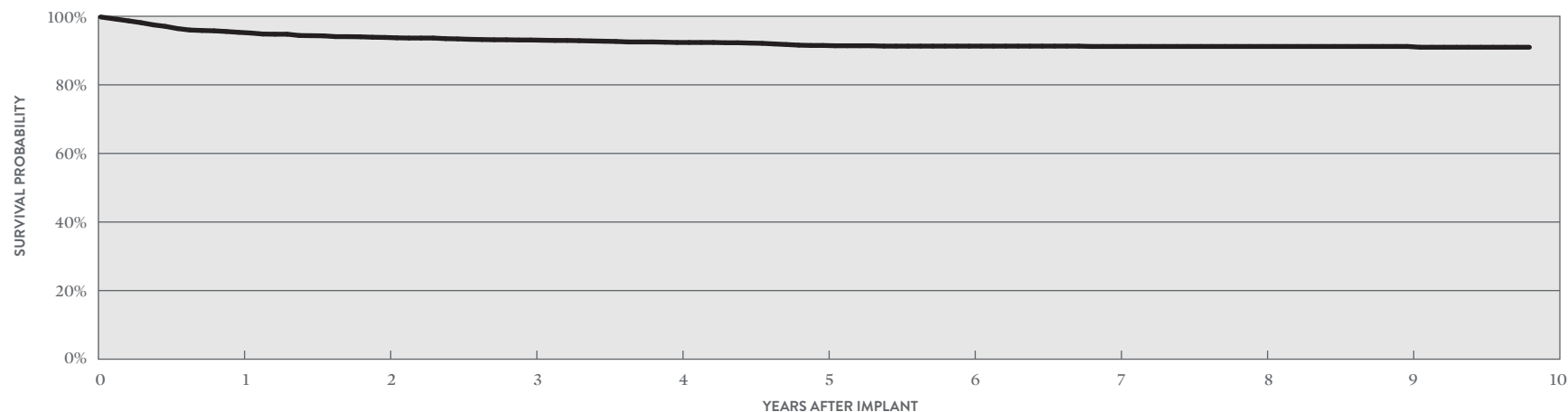
## QuickFlex™ μ

### MODEL 1258T

US Regulatory Approval	May 2010
Number of Devices Enrolled in Study	2,375
Active Devices Enrolled in Study	0
Cumulative Months of Follow-up	135,835
Insulation	Optim™*
Type and/or Fixation	S-Curve
Polarity	Bipolar
Steroid	Yes

QUALIFYING COMPLICATIONS	QTY	RATE
Abnormal Pacing Impedance	7	0.29%
Conductor Fracture	3	0.13%
Extracardiac Stimulation	56	2.36%
Failure to Capture	49	2.06%
Insulation Breach	1	0.04%
Lead Dislodgement	52	2.19%

MALFUNCTIONS	QTY	RATE
Conductor Fracture	0	0.00%
Clavicular Crush	0	0.00%
In the Pocket	0	0.00%
Intravascular	0	0.00%
Insulation Breach	0	0.00%
Lead-to-Can Contact	0	0.00%
Lead-to-Lead Contact	0	0.00%
Clavicular Crush	0	0.00%
Externalized Conductors	0	0.00%
Other	0	0.00%
Crimps, Welds & Bonds	0	0.00%
Other	0	0.00%
Extrinsic Factors	0	0.00%
<b>Total</b>	<b>0</b>	<b>0.00%</b>



YEAR	1	2	3	4	5	6	7	8	9	AT 118 MONTHS
SURVIVAL PROBABILITY	95.32%	93.83%	93.08%	92.36%	91.49%	91.30%	91.20%	91.20%	91.20%	90.97%
± 1 STANDARD ERROR	0.44%	0.52%	0.56%	0.60%	0.66%	0.67%	0.67%	0.67%	0.67%	0.71%
SAMPLE SIZE	2,150	1,760	1,490	1,280	1,090	970	930	900	650	60

\*Optim™ lead insulation is a copolymer of silicone and polyurethane.

## Left-Heart Leads

### CUSTOMER REPORTED PERFORMANCE DATA

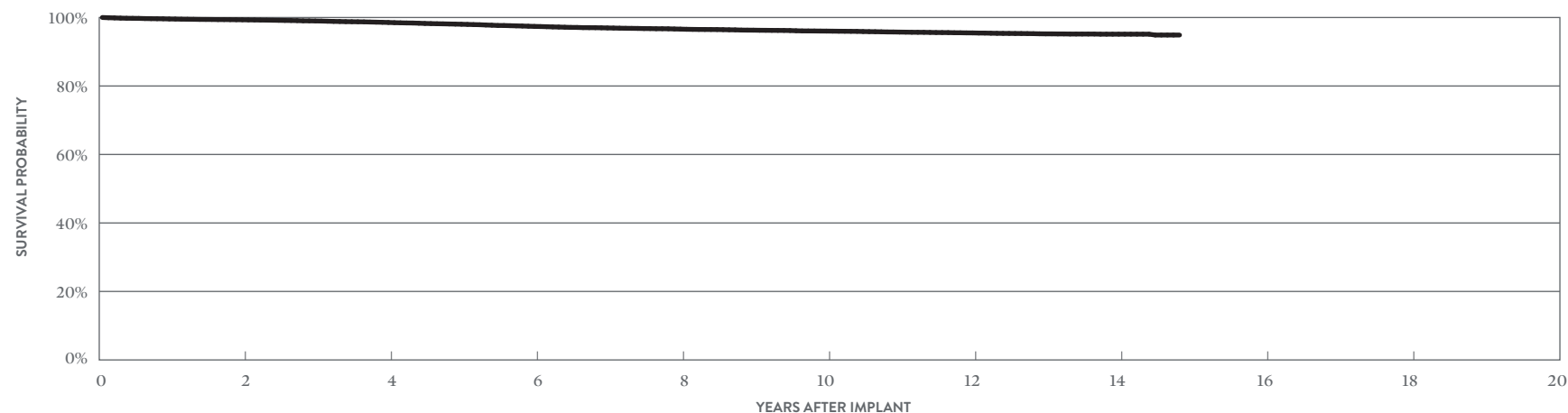
## QuickFlex™

### MODEL 1156T

US Regulatory Approval	July 2007
Registered US Implants	28,631
Estimated Active US Implants	8,182
Insulation	Polyurethane/Silicone
Type and/or Fixation	S-Curve
Polarity	Bipolar
Steroid	Yes
Number of US Advisories (see pg. 317)	One

	ACUTE OBSERVATIONS (POST IMPLANT, ≤30 DAYS)		CHRONIC COMPLICATIONS (>30 DAYS)	
	QTY	RATE	QTY	RATE
Cardiac Perforation	0	0.00%	1	<0.01%
Conductor Fracture	0	0.00%	10	0.03%
Lead Dislodgement	11	0.04%	147	0.51%
Failure to Capture	5	0.02%	254	0.89%
Oversensing	0	0.00%	20	0.07%
Failure to Sense	0	0.00%	0	0.00%
Insulation Breach	0	0.00%	54	0.19%
Abnormal Pacing Impedance	1	<0.01%	71	0.25%
Extracardiac Stimulation	14	0.05%	95	0.33%
Other	9	0.03%	10	0.03%
<b>Total</b>	<b>40</b>	<b>0.14%</b>	<b>662</b>	<b>2.31%</b>
<b>Total Returned for Analysis</b>	<b>14</b>		<b>175</b>	

MALFUNCTIONS	QTY	RATE
Conductor Fracture	7	0.02%
Clavicular Crush	0	0.00%
In the Pocket	0	0.00%
Intravascular	7	0.02%
Insulation Breach	93	0.32%
Lead-to-Can Contact	0	0.00%
Lead-to-Lead Contact	4	0.01%
Clavicular Crush	0	0.00%
Externalized Conductors	14	0.05%
Other	75	0.26%
Crimps, Welds & Bonds	0	0.00%
Other	0	0.00%
Extrinsic Factors	136	0.48%
<b>Total</b>	<b>236</b>	<b>0.82%</b>



YEAR	2	4	6	8	10	12	14	AT 178 MONTHS
SURVIVAL PROBABILITY	99.33%	98.55%	97.40%	96.61%	96.03%	95.50%	95.13%	94.88%
± 1 STANDARD ERROR	0.05%	0.08%	0.12%	0.14%	0.16%	0.17%	0.19%	0.26%
SAMPLE SIZE	22,110	17,270	13,950	11,720	10,240	8,200	3,050	290



## Left-Heart Leads

### ACTIVELY MONITORED STUDY DATA

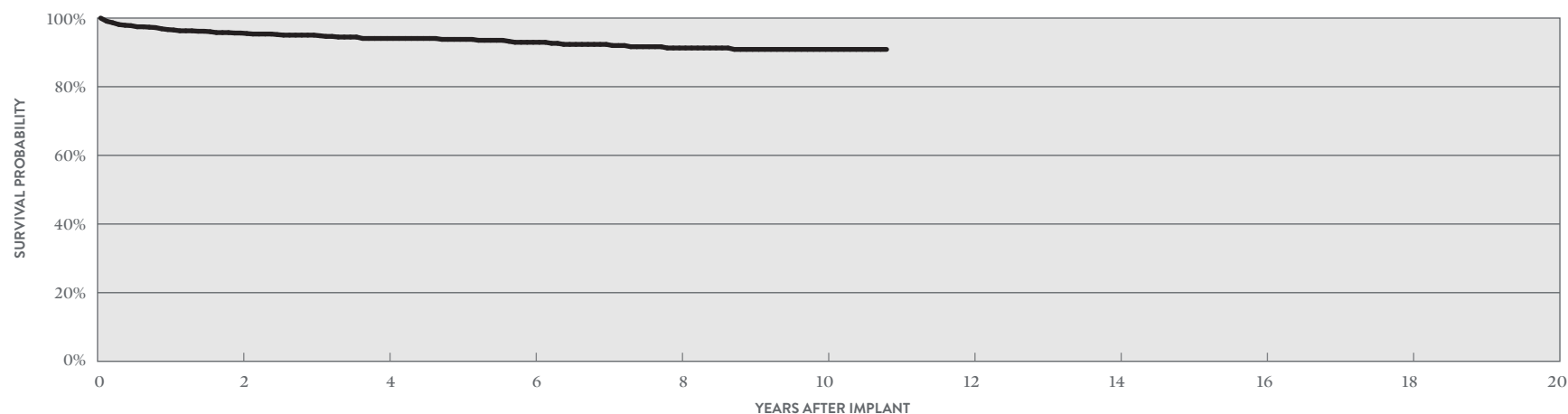
## QuickFlex™

### MODEL 1156T

US Regulatory Approval	July 2007
Number of Devices Enrolled in Study	987
Active Devices Enrolled in Study	0
Cumulative Months of Follow-up	53,587
Insulation	Polyurethane/Silicone
Type and/or Fixation	S-Curve
Polarity	Bipolar
Steroid	Yes

QUALIFYING COMPLICATIONS	QTY	RATE
Abnormal Pacing Impedance	1	0.10%
Extracardiac Stimulation	18	1.82%
Failure to Capture	10	1.01%
Insulation Breach	1	0.10%
Lead Dislodgement	28	2.84%

MALFUNCTIONS	QTY	RATE
Conductor Fracture	0	0.00%
Clavicular Crush	0	0.00%
In the Pocket	0	0.00%
Intravascular	0	0.00%
Insulation Breach	3	0.30%
Lead-to-Can Contact	0	0.00%
Lead-to-Lead Contact	0	0.00%
Clavicular Crush	0	0.00%
Externalized Conductors	0	0.00%
Other	3	0.30%
Crimps, Welds & Bonds	0	0.00%
Other	0	0.00%
Extrinsic Factors	20	2.03%
<b>Total</b>	<b>23</b>	<b>2.33%</b>



YEAR	2	4	6	8	10	AT 130 MONTHS
SURVIVAL PROBABILITY	95.64%	94.06%	92.94%	91.28%	90.87%	90.87%
± 1 STANDARD ERROR	0.69%	0.86%	1.01%	1.24%	1.30%	1.30%
SAMPLE SIZE	750	470	330	260	190	60

## Left-Heart Leads

### CUSTOMER REPORTED PERFORMANCE DATA

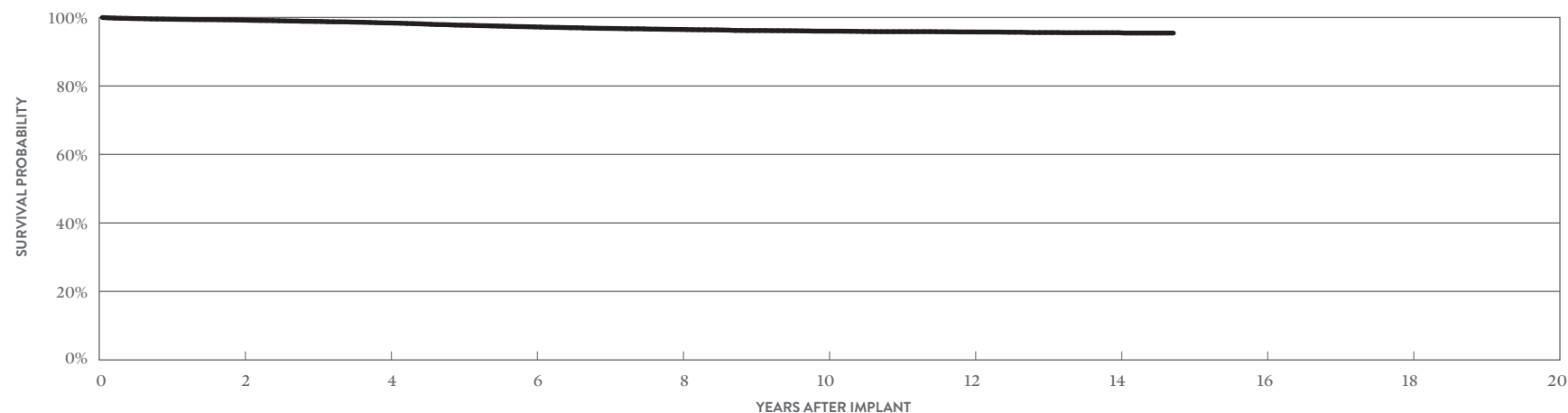
## QuickFlex™ XL

### MODEL 1158T

US Regulatory Approval	July 2007
Registered US Implants	15,883
Estimated Active US Implants	4,758
Insulation	Polyurethane/Silicone
Type and/or Fixation	S-Curve
Polarity	Bipolar
Steroid	Yes
Number of US Advisories (see pg. 317)	One

	ACUTE OBSERVATIONS (POST IMPLANT, ≤30 DAYS)		CHRONIC COMPLICATIONS (>30 DAYS)	
	QTY	RATE	QTY	RATE
Cardiac Perforation	0	0.00%	1	<0.01%
Conductor Fracture	0	0.00%	6	0.04%
Lead Dislodgement	9	0.06%	102	0.64%
Failure to Capture	2	0.01%	162	1.02%
Oversensing	0	0.00%	4	0.03%
Failure to Sense	0	0.00%	1	<0.01%
Insulation Breach	0	0.00%	35	0.22%
Abnormal Pacing Impedance	2	0.01%	28	0.18%
Extracardiac Stimulation	6	0.04%	35	0.22%
Other	6	0.04%	10	0.06%
<b>Total</b>	<b>25</b>	<b>0.16%</b>	<b>384</b>	<b>2.42%</b>
<b>Total Returned for Analysis</b>	<b>13</b>		<b>128</b>	

MALFUNCTIONS	QTY	RATE
Conductor Fracture	5	0.03%
Clavicular Crush	0	0.00%
In the Pocket	1	<0.01%
Intravascular	4	0.03%
Insulation Breach	61	0.38%
Lead-to-Can Contact	0	0.00%
Lead-to-Lead Contact	3	0.02%
Clavicular Crush	0	0.00%
Externalized Conductors	9	0.06%
Other	49	0.31%
Crimps, Welds & Bonds	1	<0.01%
Other	0	0.00%
Extrinsic Factors	90	0.57%
<b>Total</b>	<b>157</b>	<b>0.99%</b>



YEAR	2	4	6	8	10	12	14	AT 177 MONTHS
SURVIVAL PROBABILITY	99.25%	98.41%	97.26%	96.51%	96.01%	95.78%	95.56%	95.46%
± 1 STANDARD ERROR	0.07%	0.12%	0.16%	0.19%	0.21%	0.22%	0.23%	0.25%
SAMPLE SIZE	12,300	9,730	7,900	6,690	5,850	4,640	1,700	260

## Left-Heart Leads

### ACTIVELY MONITORED STUDY DATA

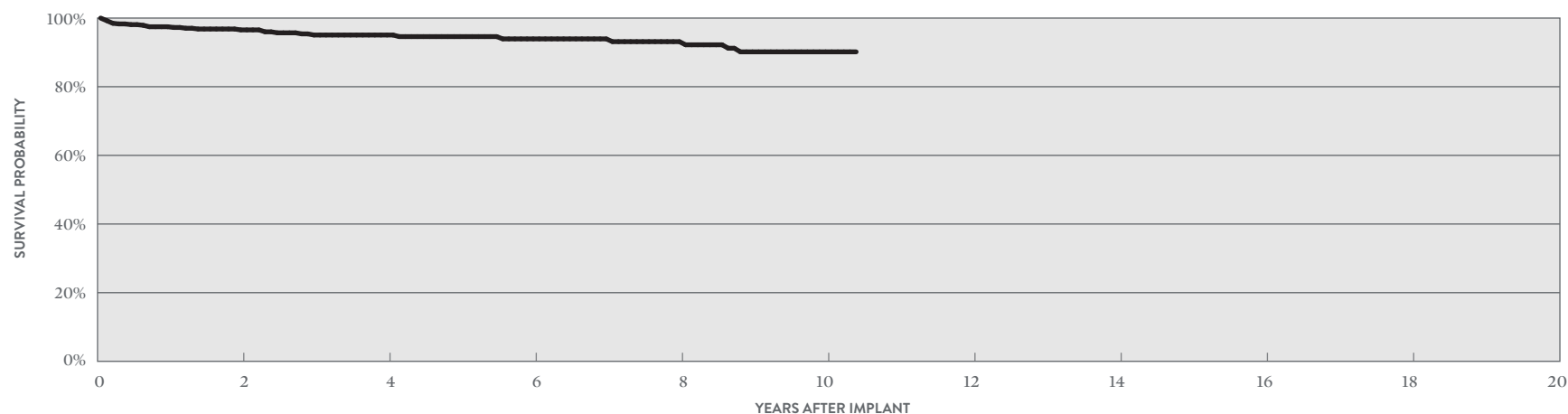
## QuickFlex™ XL

### MODEL 1158T

US Regulatory Approval	July 2007
Number of Devices Enrolled in Study	553
Active Devices Enrolled in Study	0
Cumulative Months of Follow-up	26,942
Insulation	Polyurethane/Silicone
Type and/or Fixation	S-Curve
Polarity	Bipolar
Steroid	Yes

QUALIFYING COMPLICATIONS	QTY	RATE
Extracardiac Stimulation	9	1.63%
Failure to Capture	10	1.81%
Insulation Breach	1	0.18%
Lead Dislodgement	7	1.27%
Skin Erosion	1	0.18%

MALFUNCTIONS	QTY	RATE
Conductor Fracture	0	0.00%
Clavicular Crush	0	0.00%
In the Pocket	0	0.00%
Intravascular	0	0.00%
Insulation Breach	1	0.18%
Lead-to-Can Contact	0	0.00%
Lead-to-Lead Contact	0	0.00%
Clavicular Crush	0	0.00%
Externalized Conductors	1	0.18%
Other	0	0.00%
Crimps, Welds & Bonds	0	0.00%
Other	0	0.00%
Extrinsic Factors	7	1.27%
<b>Total</b>	<b>8</b>	<b>1.45%</b>



YEAR	2	4	6	8	10	AT 125 MONTHS
SURVIVAL PROBABILITY	96.55%	95.06%	93.93%	93.13%	90.16%	90.16%
± 1 STANDARD ERROR	0.79%	1.05%	1.31%	1.53%	2.25%	2.25%
SAMPLE SIZE	410	250	150	110	70	50

## Left-Heart Leads

### CUSTOMER REPORTED PERFORMANCE DATA

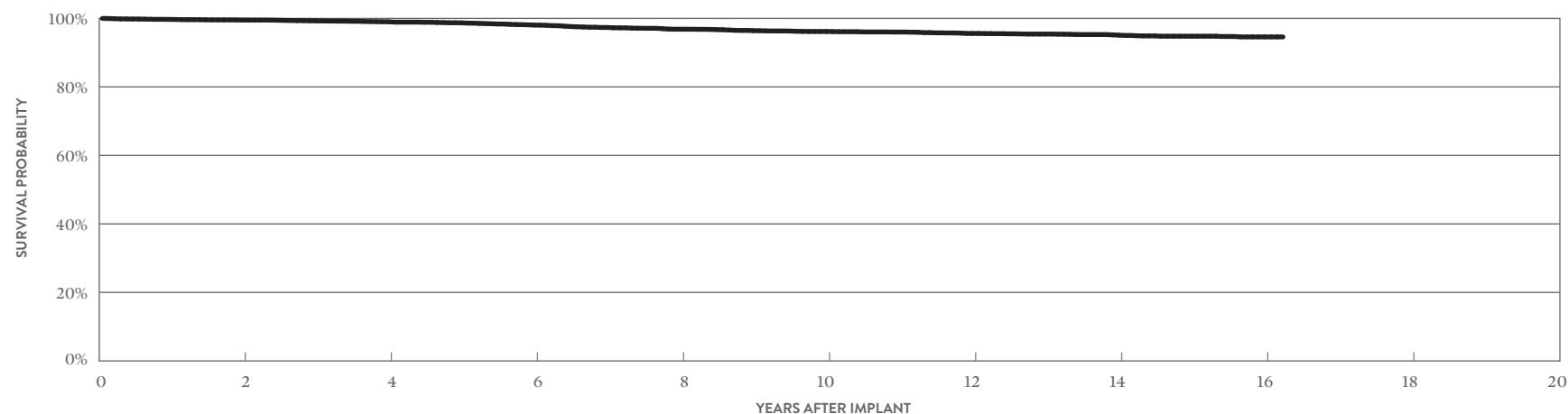
## QuickSite™ XL

### MODEL 1058T

US Regulatory Approval	February 2006
Registered US Implants	10,049
Estimated Active US Implants	2,389
Insulation	Polyurethane/Silicone
Type and/or Fixation	S-Curve
Polarity	Bipolar
Steroid	Yes
Number of US Advisories (see pg. 317)	One

	ACUTE OBSERVATIONS (POST IMPLANT, ≤30 DAYS)		CHRONIC COMPLICATIONS (>30 DAYS)	
	QTY	RATE	QTY	RATE
Cardiac Perforation	0	0.00%	1	<0.01%
Conductor Fracture	0	0.00%	8	0.08%
Lead Dislodgement	10	0.10%	35	0.35%
Failure to Capture	3	0.03%	101	1.01%
Oversensing	1	<0.01%	4	0.04%
Failure to Sense	0	0.00%	2	0.02%
Insulation Breach	0	0.00%	32	0.32%
Abnormal Pacing Impedance	2	0.02%	22	0.22%
Extracardiac Stimulation	9	0.09%	25	0.25%
Other	1	<0.01%	5	0.05%
<b>Total</b>	<b>26</b>	<b>0.26%</b>	<b>235</b>	<b>2.34%</b>
<b>Total Returned for Analysis</b>	<b>11</b>		<b>41</b>	

MALFUNCTIONS	QTY	RATE
Conductor Fracture	2	0.02%
Clavicular Crush	0	0.00%
In the Pocket	0	0.00%
Intravascular	2	0.02%
Insulation Breach	26	0.26%
Lead-to-Can Contact	0	0.00%
Lead-to-Lead Contact	1	<0.01%
Clavicular Crush	0	0.00%
Externalized Conductors	6	0.06%
Other	19	0.19%
Crimps, Welds & Bonds	0	0.00%
Other	1	<0.01%
Extrinsic Factors	32	0.32%
<b>Total</b>	<b>61</b>	<b>0.61%</b>



YEAR	2	4	6	8	10	12	14	16	AT 195 MONTHS
SURVIVAL PROBABILITY	99.52%	99.02%	98.05%	96.84%	96.18%	95.61%	95.11%	94.60%	94.60%
± 1 STANDARD ERROR	0.07%	0.12%	0.18%	0.25%	0.29%	0.32%	0.34%	0.39%	0.39%
SAMPLE SIZE	7,720	5,780	4,500	3,620	3,110	2,820	2,400	1,020	200

# Left-Heart Leads

## ACTIVELY MONITORED STUDY DATA

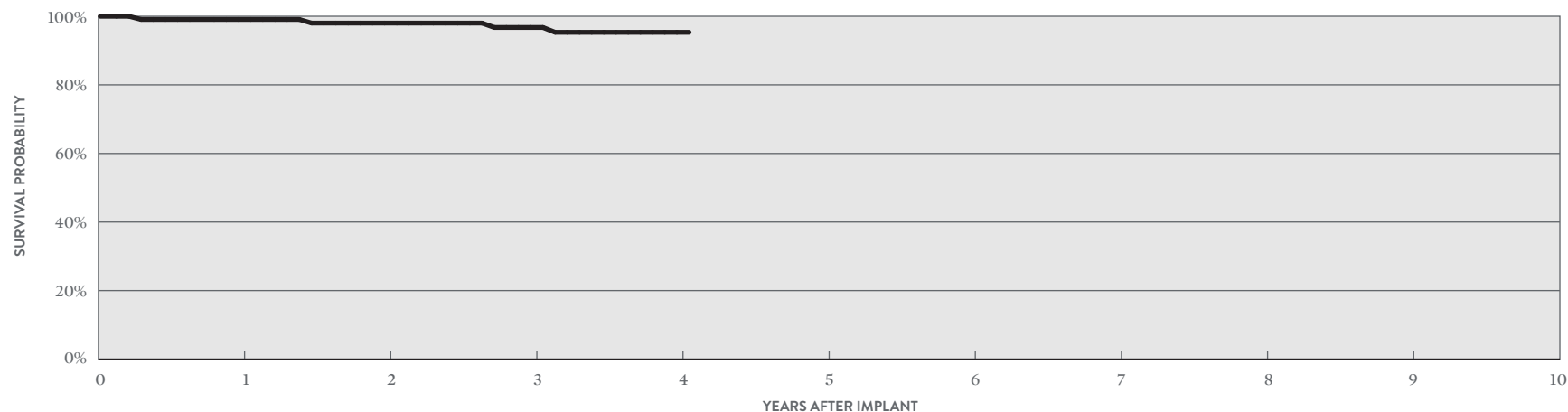
### QuickSite™ XL

#### MODEL 1058T

US Regulatory Approval	February 2006
Number of Devices Enrolled in Study	111
Active Devices Enrolled in Study	0
Cumulative Months of Follow-up	5,771
Insulation	Polyurethane/Silicone
Type and/or Fixation	S-Curve
Polarity	Bipolar
Steroid	Yes

QUALIFYING COMPLICATIONS	QTY	RATE
Failure to Capture	4	3.60%

MALFUNCTIONS	QTY	RATE
Conductor Fracture	0	0.00%
Clavicular Crush	0	0.00%
In the Pocket	0	0.00%
Intravascular	0	0.00%
Insulation Breach	0	0.00%
Lead-to-Can Contact	0	0.00%
Lead-to-Lead Contact	0	0.00%
Clavicular Crush	0	0.00%
Externalized Conductors	0	0.00%
Other	0	0.00%
Crimps, Welds & Bonds	0	0.00%
Other	0	0.00%
Extrinsic Factors	0	0.00%
<b>Total</b>	<b>0</b>	<b>0.00%</b>



YEAR	1	2	3	4	AT 49 MONTHS
SURVIVAL PROBABILITY	99.07%	98.01%	96.74%	95.33%	95.33%
± 1 STANDARD ERROR	0.92%	1.39%	1.87%	2.31%	2.31%
SAMPLE SIZE	100	90	80	60	50

## Left-Heart Leads

### CUSTOMER REPORTED PERFORMANCE DATA

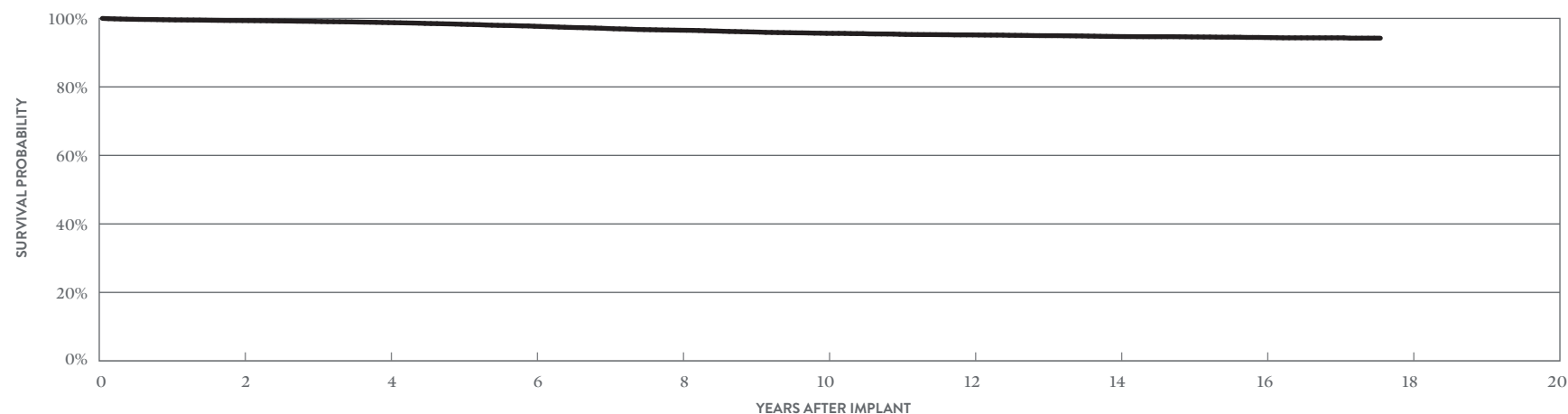
## QuickSite™

### MODEL 1056T

US Regulatory Approval	April 2005
Registered US Implants	32,639
Estimated Active US Implants	6,918
Insulation	Polyurethane/Silicone
Type and/or Fixation	S-Curve
Polarity	Bipolar
Steroid	Yes
Number of US Advisories (see pg. 317)	One

	ACUTE OBSERVATIONS (POST IMPLANT, ≤30 DAYS)		CHRONIC COMPLICATIONS (>30 DAYS)	
	QTY	RATE	QTY	RATE
Cardiac Perforation	0	0.00%	0	0.00%
Conductor Fracture	0	0.00%	13	0.04%
Lead Dislodgement	32	0.10%	175	0.54%
Failure to Capture	15	0.05%	295	0.90%
Oversensing	2	<0.01%	28	0.09%
Failure to Sense	0	0.00%	2	<0.01%
Insulation Breach	1	<0.01%	113	0.35%
Abnormal Pacing Impedance	3	<0.01%	68	0.21%
Extracardiac Stimulation	22	0.07%	111	0.34%
Other	9	0.03%	29	0.09%
<b>Total</b>	<b>84</b>	<b>0.26%</b>	<b>834</b>	<b>2.56%</b>
<b>Total Returned for Analysis</b>	<b>28</b>		<b>216</b>	

MALFUNCTIONS	QTY	RATE
Conductor Fracture	6	0.02%
Clavicular Crush	0	0.00%
In the Pocket	2	<0.01%
Intravascular	4	0.01%
Insulation Breach	92	0.28%
Lead-to-Can Contact	1	<0.01%
Lead-to-Lead Contact	11	0.03%
Clavicular Crush	0	0.00%
Externalized Conductors	31	0.09%
Other	49	0.15%
Crimps, Welds & Bonds	0	0.00%
Other	1	<0.01%
Extrinsic Factors	163	0.50%
<b>Total</b>	<b>262</b>	<b>0.80%</b>



YEAR	2	4	6	8	10	12	14	16	AT 21 MONTHS
SURVIVAL PROBABILITY	99.37%	98.78%	97.71%	96.55%	95.64%	95.18%	94.71%	94.42%	94.24%
± 1 STANDARD ERROR	0.05%	0.07%	0.11%	0.14%	0.17%	0.18%	0.20%	0.21%	0.24%
SAMPLE SIZE	25,280	18,930	14,200	11,240	9,410	8,280	7,120	4,550	260

## Left-Heart Leads

### ACTIVELY MONITORED STUDY DATA

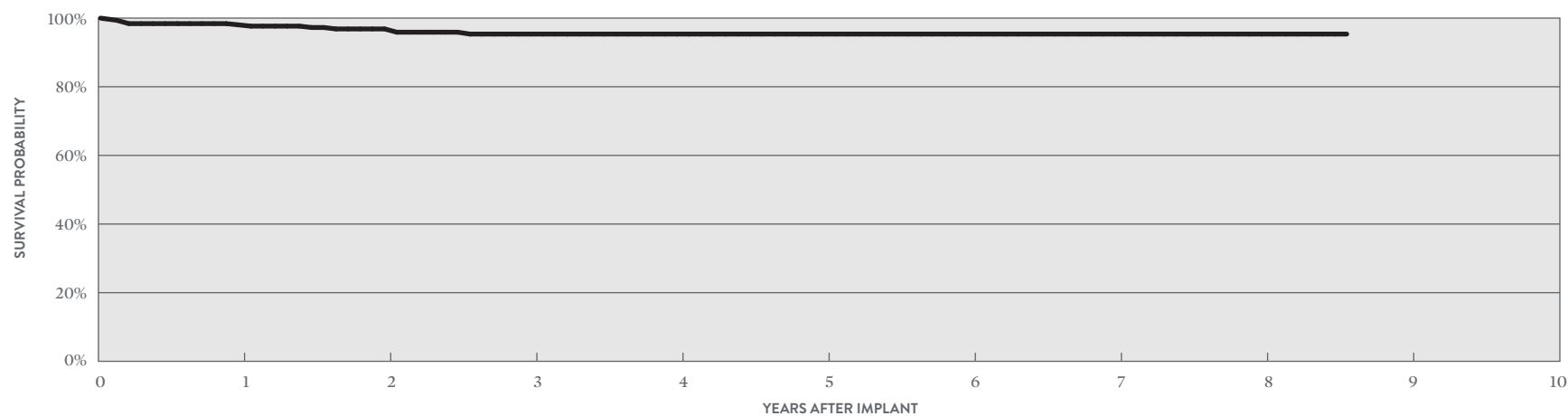
## QuickSite™

### MODEL 1056T

US Regulatory Approval	April 2005
Number of Devices Enrolled in Study	319
Active Devices Enrolled in Study	0
Cumulative Months of Follow-up	15,381
Insulation	Polyurethane/Silicone
Type and/or Fixation	S-Curve
Polarity	Bipolar
Steroid	Yes

QUALIFYING COMPLICATIONS	QTY	RATE
Abnormal Pacing Impedance	1	0.31%
Extracardiac Stimulation	2	0.63%
Failure to Capture	4	1.25%
Lead Dislodgement	5	1.57%

MALFUNCTIONS	QTY	RATE
Conductor Fracture	0	0.00%
Clavicular Crush	0	0.00%
In the Pocket	0	0.00%
Intravascular	0	0.00%
Insulation Breach	1	0.31%
Lead-to-Can Contact	0	0.00%
Lead-to-Lead Contact	0	0.00%
Clavicular Crush	0	0.00%
Externalized Conductors	0	0.00%
Other	1	0.31%
Crimps, Welds & Bonds	0	0.00%
Other	0	0.00%
Extrinsic Factors	4	1.25%
<b>Total</b>	<b>5</b>	<b>1.57%</b>



YEAR	1	2	3	4	5	6	7	8	AT 103 MONTHS
SURVIVAL PROBABILITY	98.03%	96.84%	95.35%	95.35%	95.35%	95.35%	95.35%	95.35%	95.35%
± 1 STANDARD ERROR	0.71%	1.04%	1.34%	1.34%	1.34%	1.34%	1.34%	1.34%	1.34%
SAMPLE SIZE	290	240	180	140	110	90	70	60	50

# Left-Heart Leads

## CUSTOMER REPORTED PERFORMANCE DATA

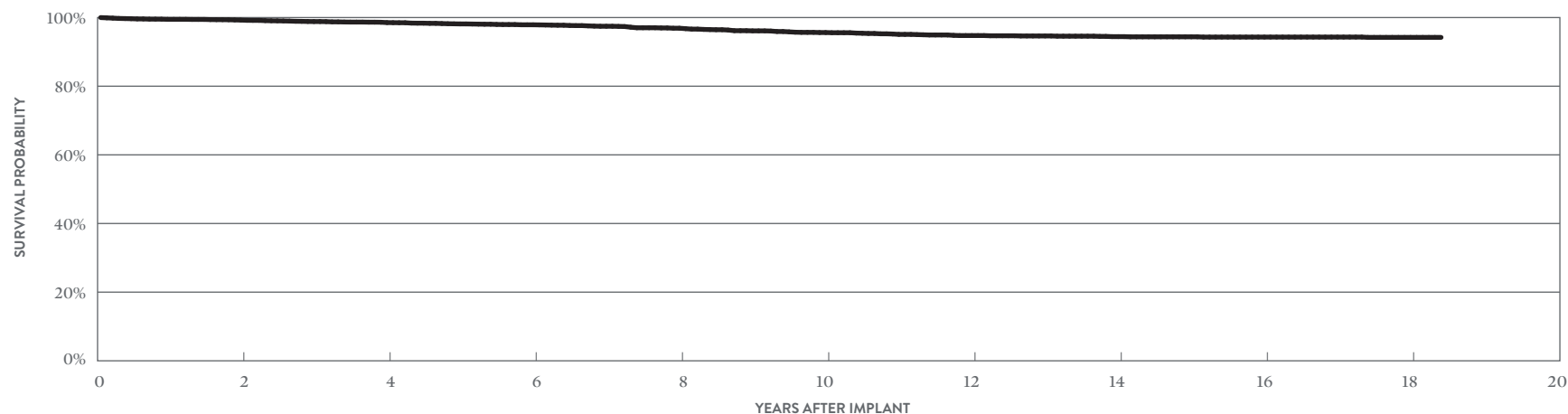
### QuickSite™

#### MODEL 1056K

US Regulatory Approval	June 2004
Registered US Implants	7,874
Estimated Active US Implants	1,396
Insulation	Polyurethane/Silicone
Type and/or Fixation	S-Curve
Polarity	Unipolar
Steroid	Yes
Number of US Advisories	None

	ACUTE OBSERVATIONS (POST IMPLANT, ≤30 DAYS)		CHRONIC COMPLICATIONS (>30 DAYS)	
	QTY	RATE	QTY	RATE
Cardiac Perforation	0	0.00%	0	0.00%
Conductor Fracture	0	0.00%	8	0.10%
Lead Dislodgement	10	0.13%	36	0.46%
Failure to Capture	3	0.04%	78	0.99%
Oversensing	0	0.00%	2	0.03%
Failure to Sense	0	0.00%	0	0.00%
Insulation Breach	0	0.00%	6	0.08%
Abnormal Pacing Impedance	0	0.00%	8	0.10%
Extracardiac Stimulation	10	0.13%	32	0.41%
Other	2	0.03%	12	0.15%
<b>Total</b>	<b>25</b>	<b>0.32%</b>	<b>182</b>	<b>2.31%</b>
<b>Total Returned for Analysis</b>	<b>13</b>		<b>52</b>	

MALFUNCTIONS	QTY	RATE
Conductor Fracture	3	0.04%
Clavicular Crush	0	0.00%
In the Pocket	0	0.00%
Intravascular	3	0.04%
Insulation Breach	3	0.04%
Lead-to-Can Contact	2	0.03%
Lead-to-Lead Contact	1	0.01%
Clavicular Crush	0	0.00%
Externalized Conductors	0	0.00%
Other	0	0.00%
Crimps, Welds & Bonds	0	0.00%
Other	0	0.00%
Extrinsic Factors	53	0.67%
<b>Total</b>	<b>59</b>	<b>0.75%</b>



YEAR	2	4	6	8	10	12	14	16	18	AT 221 MONTHS
<b>SURVIVAL PROBABILITY</b>	99.26%	98.53%	97.89%	96.89%	95.63%	94.75%	94.44%	94.31%	94.22%	94.22%
<b>± 1 STANDARD ERROR</b>	0.10%	0.15%	0.21%	0.28%	0.37%	0.43%	0.45%	0.46%	0.46%	0.46%
<b>SAMPLE SIZE</b>	6,070	4,440	3,180	2,380	1,940	1,670	1,520	1,300	840	270





## Left-Heart Leads

### Survival Probability Summary

MODELS	FAMILY	1 YEAR	2 YEAR	3 YEAR	4 YEAR	5 YEAR	6 YEAR	7 YEAR	8 YEAR	9 YEAR	10 YEAR
1458QL	Quartet™	99.37%	99.05%	98.90%	98.77%	98.52%	98.35%				
1457Q	QuickFlex™ μ	98.17%	97.73%	97.28%	97.02%	96.57%	96.23%				
1456Q	QuickFlex™ μ	98.96%	98.57%	98.39%	98.14%	97.85%	97.67%				
1458Q	Quartet™	99.27%	99.00%	98.81%	98.60%	98.39%	98.22%	98.01%	97.82%	97.64%	97.39%
1258T	QuickFlex™ μ	99.44%	99.18%	98.96%	98.70%	98.43%	98.15%	97.87%	97.62%	97.39%	97.12%
1156T	QuickFlex™	99.57%	99.33%	98.99%	98.55%	98.03%	97.40%	96.95%	96.61%	96.30%	96.03%
1158T	QuickFlex™ XL	99.50%	99.25%	98.85%	98.41%	97.75%	97.26%	96.82%	96.51%	96.19%	96.01%
1058T	QuickSite™ XL	99.71%	99.52%	99.28%	99.02%	98.71%	98.05%	97.35%	96.84%	96.43%	96.18%
1056T	QuickSite™	99.59%	99.37%	99.11%	98.78%	98.29%	97.71%	97.06%	96.55%	96.04%	95.64%
1056K	QuickSite™	99.48%	99.26%	98.83%	98.53%	98.14%	97.89%	97.46%	96.89%	96.12%	95.63%

## Left-Heart Leads

### Acute Observation Summary

POST IMPLANT ≤30 DAYS

MODELS	US REGULATORY APPROVAL	REGISTERED US IMPLANTS	ESTIMATED ACTIVE US IMPLANTS	CARDIAC PERFORATION		CONDUCTOR FRACTURE		LEAD DISLODGEMENT		FAILURE TO CAPTURE		OVERSENSING		FAILURE TO SENSE		INSULATION BREACH		ABNORMAL PACING IMPEDANCE		EXTRACARDIAC STIMULATION		OTHER		TOTAL		TOTAL RETURNED FOR ANALYSIS
				QTY	RATE	QTY	RATE	QTY	RATE	QTY	RATE	QTY	RATE	QTY	RATE	QTY	RATE	QTY	RATE	QTY	RATE	QTY	RATE	QTY	RATE	
1458QL	Oct-15	18,552	12,940	1	<0.01%	0	0.00%	33	0.18%	21	0.11%	0	0.00%	0	0.00%	2	0.01%	5	0.03%	28	0.15%	6	0.03%	96	0.52%	23
1457Q	Oct-15	10,865	7,534	0	0.00%	1	<0.01%	58	0.53%	13	0.12%	1	<0.01%	0	0.00%	0	0.00%	0	0.00%	16	0.15%	7	0.06%	96	0.88%	25
1456Q	Oct-15	14,813	10,257	2	0.01%	2	0.01%	45	0.30%	15	0.10%	1	<0.01%	0	0.00%	1	<0.01%	4	0.03%	15	0.10%	6	0.04%	91	0.61%	25
1458Q	Nov-11	188,415	102,621	7	<0.01%	0	0.00%	323	0.17%	138	0.07%	4	<0.01%	0	0.00%	2	<0.01%	6	<0.01%	125	0.07%	123	0.07%	728	0.39%	262
1258T	May-10	51,067	20,292	0	0.00%	0	0.00%	67	0.13%	30	0.06%	0	0.00%	1	<0.01%	0	0.00%	5	<0.01%	40	0.08%	16	0.03%	159	0.31%	71
1156T	Jul-07	28,631	8,182	0	0.00%	0	0.00%	11	0.04%	5	0.02%	0	0.00%	0	0.00%	0	0.00%	1	<0.01%	14	0.05%	9	0.03%	40	0.14%	14
1158T	Jul-07	15,883	4,758	0	0.00%	0	0.00%	9	0.06%	2	0.01%	0	0.00%	0	0.00%	0	0.00%	2	0.01%	6	0.04%	6	0.04%	25	0.16%	13
1058T	Feb-06	10,049	2,389	0	0.00%	0	0.00%	10	0.10%	3	0.03%	1	<0.01%	0	0.00%	0	0.00%	2	0.02%	9	0.09%	1	<0.01%	26	0.26%	11
1056T	Apr-05	32,639	6,918	0	0.00%	0	0.00%	32	0.10%	15	0.05%	2	<0.01%	0	0.00%	1	<0.01%	3	<0.01%	22	0.07%	9	0.03%	84	0.26%	28
1056K	Jun-04	7,874	1,396	0	0.00%	0	0.00%	10	0.13%	3	0.04%	0	0.00%	0	0.00%	0	0.00%	0	0.00%	10	0.13%	2	0.03%	25	0.32%	13

### Chronic Complication Summary

>30 DAYS

MODELS	US REGULATORY APPROVAL	REGISTERED US IMPLANTS	ESTIMATED ACTIVE US IMPLANTS	CARDIAC PERFORATION		CONDUCTOR FRACTURE		LEAD DISLODGEMENT		FAILURE TO CAPTURE		OVERSENSING		FAILURE TO SENSE		INSULATION BREACH		ABNORMAL PACING IMPEDANCE		EXTRACARDIAC STIMULATION		OTHER		TOTAL		TOTAL RETURNED FOR ANALYSIS
				QTY	RATE	QTY	RATE	QTY	RATE	QTY	RATE	QTY	RATE	QTY	RATE	QTY	RATE	QTY	RATE	QTY	RATE	QTY	RATE	QTY	RATE	
1458QL	Oct-15	18,552	12,940	0	0.00%	2	0.01%	120	0.65%	54	0.29%	1	<0.01%	0	0.00%	0	0.00%	15	0.08%	39	0.21%	6	0.03%	237	1.28%	68
1457Q	Oct-15	10,865	7,534	0	0.00%	0	0.00%	176	1.62%	44	0.40%	2	0.02%	0	0.00%	2	0.02%	4	0.04%	16	0.15%	6	0.06%	250	2.30%	104
1456Q	Oct-15	14,813	10,257	1	<0.01%	1	<0.01%	149	1.01%	54	0.36%	2	0.01%	0	0.00%	0	0.00%	2	0.01%	21	0.14%	4	0.03%	234	1.58%	108
1458Q	Nov-11	188,415	102,621	5	<0.01%	43	0.02%	1499	0.80%	795	0.42%	36	0.02%	2	<0.01%	22	0.01%	170	0.09%	257	0.14%	81	0.04%	2910	1.54%	994
1258T	May-10	51,067	20,292	1	<0.01%	49	0.10%	311	0.61%	441	0.86%	32	0.06%	3	<0.01%	20	0.04%	103	0.20%	167	0.33%	25	0.05%	1152	2.26%	291
1156T	Jul-07	28,631	8,182	1	<0.01%	10	0.03%	147	0.51%	254	0.89%	20	0.07%	0	0.00%	54	0.19%	71	0.25%	95	0.33%	10	0.03%	662	2.31%	175
1158T	Jul-07	15,883	4,758	1	<0.01%	6	0.04%	102	0.64%	162	1.02%	4	0.03%	1	<0.01%	35	0.22%	28	0.18%	35	0.22%	10	0.06%	384	2.42%	128
1058T	Feb-06	10,049	2,389	1	<0.01%	8	0.08%	35	0.35%	101	1.01%	4	0.04%	2	0.02%	32	0.32%	22	0.22%	25	0.25%	5	0.05%	235	2.34%	41
1056T	Apr-05	32,639	6,918	0	0.00%	13	0.04%	175	0.54%	295	0.90%	28	0.09%	2	<0.01%	113	0.35%	68	0.21%	111	0.34%	29	0.09%	834	2.56%	216
1056K	Jun-04	7,874	1,396	0	0.00%	8	0.10%	36	0.46%	78	0.99%	2	0.03%	0	0.00%	6	0.08%	8	0.10%	32	0.41%	12	0.15%	182	2.31%	52

Definitions of observations and complications can be found on [page 7](#).

## Left-Heart Leads

### US Malfunction Summary

MODELS	REGISTERED US IMPLANTS	PERCENT RETURNED FOR ANALYSIS	CONDUCTOR FRACTURE		INSULATION BREACH		CRIMPS, WELDS & BONDS		OTHER		EXTRINSIC FACTORS		TOTAL	
			QTY	RATE	QTY	RATE	QTY	RATE	QTY	RATE	QTY	RATE	QTY	RATE
1458QL	18,552	5.20%	0	0.00%	0	0.00%	0	0.00%	0	0.00%	63	0.34%	63	0.34%
1457Q	10,865	6.70%	0	0.00%	0	0.00%	0	0.00%	0	0.00%	106	0.98%	106	0.98%
1456Q	14,813	9.20%	0	0.00%	2	0.01%	0	0.00%	5	0.03%	103	0.70%	110	0.74%
1458Q	188,415	7.30%	12	<0.01%	10	<0.01%	0	0.00%	15	<0.01%	942	0.50%	979	0.52%
1258T	51,067	12.80%	10	0.02%	6	0.01%	0	0.00%	1	<0.01%	294	0.58%	311	0.61%
1156T	28,631	9.70%	7	0.02%	93	0.32%	0	0.00%	0	0.00%	136	0.48%	236	0.82%
1158T	15,883	10.80%	5	0.03%	61	0.38%	1	<0.01%	0	0.00%	90	0.57%	157	0.99%
1058T	10,049	10.50%	2	0.02%	26	0.26%	0	0.00%	1	<0.01%	32	0.32%	61	0.61%
1056T	32,639	10.10%	6	0.02%	92	0.28%	0	0.00%	1	<0.01%	163	0.50%	262	0.80%
1056K	7,874	15.80%	3	0.04%	3	0.04%	0	0.00%	0	0.00%	53	0.67%	59	0.75%

Definitions of malfunction categories can be found on [pages 8-9](#).

## Left-Heart Leads

### Worldwide Malfunction Summary

MODELS	WORLDWIDE SALES	PERCENT RETURNED FOR ANALYSIS	CONDUCTOR FRACTURE		INSULATION BREACH		CRIMPS, WELDS & BONDS		OTHER		EXTRINSIC FACTORS		TOTAL	
			QTY	RATE	QTY	RATE	QTY	RATE	QTY	RATE	QTY	RATE	QTY	RATE
1458QL	40,631	2.39%	0	0.00%	0	0.00%	0	0.00%	1	<0.01%	79	0.19%	<b>80</b>	<b>0.20%</b>
1457Q	29,465	2.45%	0	0.00%	0	0.00%	0	0.00%	0	0.00%	121	0.41%	<b>121</b>	<b>0.41%</b>
1456Q	43,689	3.11%	0	0.00%	3	0.01%	0	0.00%	8	0.02%	135	0.31%	<b>146</b>	<b>0.33%</b>
1458Q	416,399	3.58%	34	0.01%	21	0.01%	0	0.00%	32	0.01%	1349	0.32%	<b>1436</b>	<b>0.34%</b>
1258T	192,697	3.95%	51	0.03%	12	0.01%	0	0.00%	5	<0.01%	446	0.23%	<b>514</b>	<b>0.27%</b>

Definitions of malfunction categories can be found on [pages 8-9](#).

## Left-Heart Leads

### Actively Monitored Study Data Summary

#### QUALIFYING COMPLICATIONS

MODELS	NUMBER OF DEVICES ENROLLED	ACTIVE DEVICES ENROLLED	CUMULATIVE MONTHS OF FOLLOW-UP	ABNORMAL PACING IMPEDANCE		CARDIAC PERFORATION		CONDUCTOR FRACTURE		EXTRACARDIAC STIMULATION		FAILURE TO CAPTURE		FAILURE TO SENSE		INSULATION BREACH		LEAD DISLODGE MENT		OVERSENSING		PERICARDIAL EFFUSION		SKIN EROSION		TOTAL			
				QTY	RATE	QTY	RATE	QTY	RATE	QTY	RATE	QTY	RATE	QTY	RATE	QTY	RATE	QTY	RATE	QTY	RATE	QTY	RATE	QTY	RATE	QTY	RATE	QTY	RATE
1458Q	2,158	0	107,274	1	0.05%	0	0.00%	0	0.00%	3	0.14%	9	0.42%	0	0.00%	1	0.05%	38	1.76%	1	0.05%	0	0.00%	0	0.00%	0	0.00%	53	2.46%
1258T	2,375	0	135,829	7	0.29%	0	0.00%	3	0.13%	56	2.36%	49	2.06%	0	0.00%	1	0.04%	52	2.19%	0	0.00%	0	0.00%	0	0.00%	0	0.00%	168	7.07%
1156T	987	0	53,587	1	0.10%	0	0.00%	0	0.00%	18	1.82%	10	1.01%	0	0.00%	1	0.10%	28	2.84%	0	0.00%	0	0.00%	0	0.00%	58	5.88%		
1158T	553	0	26,942	0	0.00%	0	0.00%	0	0.00%	9	1.63%	10	1.81%	0	0.00%	1	0.18%	7	1.27%	0	0.00%	0	0.00%	1	0.18%	28	5.06%		
1058T	111	0	5,771	0	0.00%	0	0.00%	0	0.00%	0	0.00%	4	3.60%	0	0.00%	0	0.00%	0	0.00%	0	0.00%	0	0.00%	0	0.00%	4	3.60%		
1056T	319	0	15,381	1	0.31%	0	0.00%	0	0.00%	2	0.63%	4	1.25%	0	0.00%	0	0.00%	5	1.57%	0	0.00%	0	0.00%	0	0.00%	12	3.76%		

#### MALFUNCTIONS

MODELS	NUMBER OF DEVICES ENROLLED	PERCENT RETURNED FOR ANALYSIS	CONDUCTOR FRACTURE		INSULATION BREACH		CRIMPS, WELDS & BONDS		OTHER		EXTRINSIC FACTORS		TOTAL	
			QTY	RATE	QTY	RATE	QTY	RATE	QTY	RATE	QTY	RATE	QTY	RATE
1458Q	2,158	6.60%	0	0.00%	0	0.00%	0	0.00%	0	0.00%	22	1.02%	22	1.02%
1258T	2,375	0.00%	0	0.00%	0	0.00%	0	0.00%	0	0.00%	0	0.00%	0	0.00%
1156T	987	9.40%	0	0.00%	3	0.30%	0	0.00%	0	0.00%	20	2.03%	23	2.33%
1158T	553	6.00%	0	0.00%	1	0.18%	0	0.00%	0	0.00%	7	1.27%	8	1.45%
1058T	111	6.30%	0	0.00%	0	0.00%	0	0.00%	0	0.00%	0	0.00%	0	0.00%
1056T	319	8.80%	0	0.00%	1	0.31%	0	0.00%	0	0.00%	4	1.25%	5	1.57%

A list of complications can be found on [page 12](#).

Definitions of malfunction categories can be found on [pages 8-9](#).

DUAL-CHAMBER  
Implantable Cardioverter  
Defibrillator (ICD) Devices

# Dual-Chamber Implantable Cardioverter Defibrillator (ICD) Devices

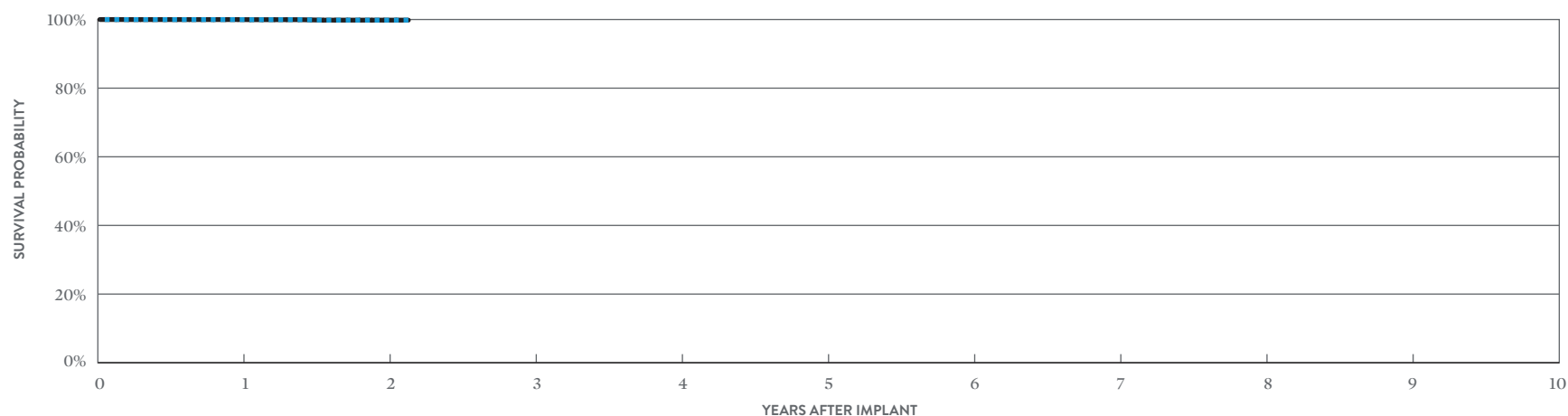
## CUSTOMER REPORTED PERFORMANCE DATA

### Gallant™ DR

#### MODEL CDDRA500Q\*

US Regulatory Approval	June 2020
Registered US Implants	18,126
Estimated Active US Implants	16,156
Estimated Longevity	(see table on page 125)
Normal Battery Depletion	0
Max. Delivered Energy	36 joules
Number of US Advisories	None

	MALFUNCTIONS W/ COMPROMISED THERAPY		MALFUNCTIONS W/O COMPROMISED THERAPY	
	QTY	RATE	QTY	RATE
Electrical Component	0	0.00%	3	0.02%
Electrical Interconnect	0	0.00%	0	0.00%
Battery	0	0.00%	0	0.00%
High Voltage Capacitor	0	0.00%	1	<0.01%
Software/Firmware	0	0.00%	0	0.00%
Mechanical	0	0.00%	0	0.00%
Possible Early Battery Depletion	0	0.00%	0	0.00%
Other	0	0.00%	1	<0.01%
<b>Total</b>	<b>0</b>	<b>0.00%</b>	<b>5</b>	<b>0.03%</b>



#### INCLUDING NORMAL BATTERY DEPLETION

YEAR	1	2	AT 26 MONTHS
SURVIVAL PROBABILITY	99.98%	99.82%	99.82%
± 1 STANDARD ERROR	0.01%	0.07%	0.07%
SAMPLE SIZE	12,710	3,900	260

#### EXCLUDING NORMAL BATTERY DEPLETION

YEAR	1	2	AT 26 MONTHS
SURVIVAL PROBABILITY	99.98%	99.82%	99.82%
± 1 STANDARD ERROR	0.01%	0.07%	0.07%

\*DF4-LLHH connector type.



# Dual-Chamber Implantable Cardioverter Defibrillator (ICD) Devices

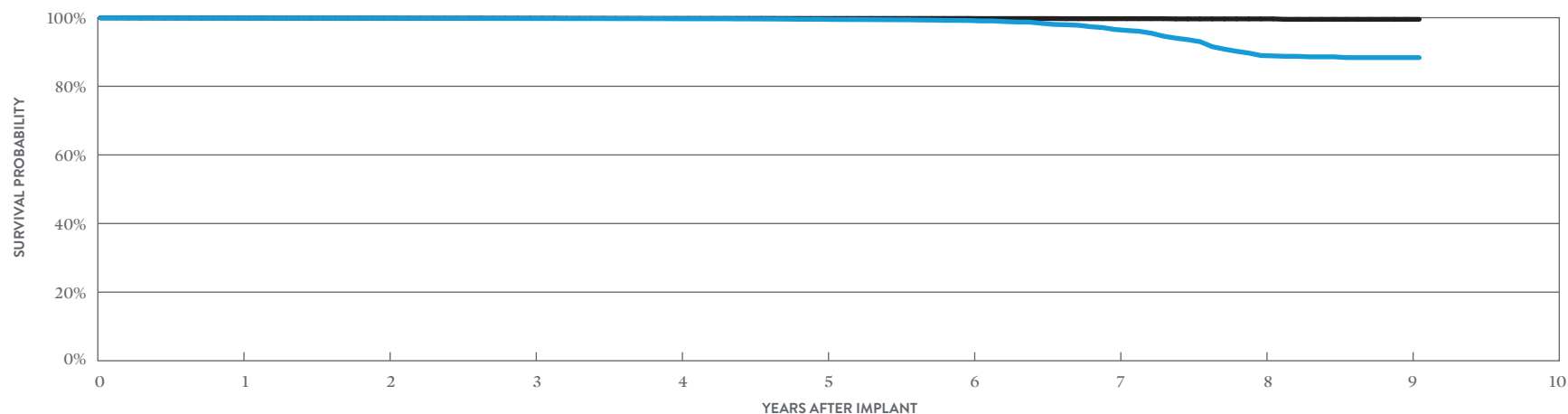
## CUSTOMER REPORTED PERFORMANCE DATA

### Ellipse™ DR

#### MODEL CD2411-36Q\*

US Regulatory Approval	June 2013
Registered US Implants	33,203
Estimated Active US Implants	19,264
Estimated Longevity	(see table on page 125)
Normal Battery Depletion	179
Max. Delivered Energy	36 joules
Number of US Advisories (see pgs. 300, 301, 303)	Three

	MALFUNCTIONS W/ COMPROMISED THERAPY		MALFUNCTIONS W/O COMPROMISED THERAPY	
	QTY	RATE	QTY	RATE
Electrical Component	3	<0.01%	8	0.02%
Electrical Interconnect	1	<0.01%	0	0.00%
Battery	0	0.00%	0	0.00%
High Voltage Capacitor	2	<0.01%	2	<0.01%
Software/Firmware	1	<0.01%	0	0.00%
Mechanical	1	<0.01%	4	0.01%
Possible Early Battery Depletion	0	0.00%	1	<0.01%
Other	2	<0.01%	5	0.02%
<b>Total</b>	<b>10</b>	<b>0.03%</b>	<b>20</b>	<b>0.06%</b>



#### INCLUDING NORMAL BATTERY DEPLETION

YEAR	1	2	3	4	5	6	7	8	9	AT 109 MONTHS
<b>SURVIVAL PROBABILITY</b>	99.89%	99.86%	99.76%	99.68%	99.53%	99.18%	96.56%	88.97%	88.37%	88.37%
<b>± 1 STANDARD ERROR</b>	0.02%	0.02%	0.03%	0.04%	0.05%	0.08%	0.21%	0.51%	0.58%	0.58%
<b>SAMPLE SIZE</b>	30,640	25,810	21,060	16,480	12,410	8,670	5,580	3,000	990	220

#### EXCLUDING NORMAL BATTERY DEPLETION

YEAR	1	2	3	4	5	6	7	8	9	AT 109 MONTHS
<b>SURVIVAL PROBABILITY</b>	99.90%	99.87%	99.84%	99.80%	99.78%	99.78%	99.71%	99.65%	99.52%	99.52%
<b>± 1 STANDARD ERROR</b>	0.02%	0.02%	0.02%	0.03%	0.03%	0.03%	0.05%	0.06%	0.11%	0.11%

\*DF4-LLHH connector type.

# Dual-Chamber Implantable Cardioverter Defibrillator (ICD) Devices

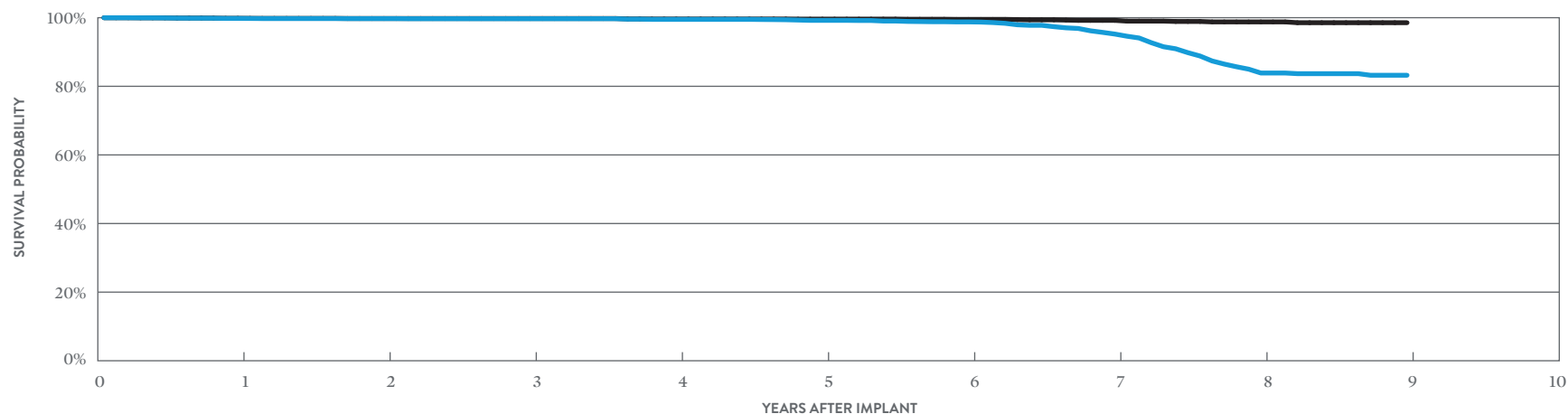
## CUSTOMER REPORTED PERFORMANCE DATA

### Ellipse™ DR

#### MODEL CD2411-36C\*

US Regulatory Approval	June 2013
Registered US Implants	11,681
Estimated Active US Implants	6,059
Estimated Longevity	(see table on page 125)
Normal Battery Depletion	137
Max. Delivered Energy	36 joules
Number of US Advisories (see pgs. 300, 301, 303)	Four

	MALFUNCTIONS W/ COMPROMISED THERAPY		MALFUNCTIONS W/O COMPROMISED THERAPY	
	QTY	RATE	QTY	RATE
Electrical Component	3	0.03%	8	0.07%
Electrical Interconnect	0	0.00%	0	0.00%
Battery	0	0.00%	0	0.00%
High Voltage Capacitor	7	0.06%	2	0.02%
Software/Firmware	0	0.00%	0	0.00%
Mechanical	0	0.00%	1	<0.01%
Possible Early Battery Depletion	0	0.00%	0	0.00%
Other	1	<0.01%	5	0.04%
<b>Total</b>	<b>11</b>	<b>0.09%</b>	<b>16</b>	<b>0.14%</b>



#### INCLUDING NORMAL BATTERY DEPLETION

YEAR	1	2	3	4	5	6	7	8	9
SURVIVAL PROBABILITY	99.79%	99.73%	99.70%	99.51%	99.22%	98.77%	95.23%	83.87%	83.22%
± 1 STANDARD ERROR	0.04%	0.05%	0.05%	0.08%	0.10%	0.14%	0.35%	0.78%	0.88%
SAMPLE SIZE	10,730	9,100	7,830	6,780	5,800	4,580	3,090	1,690	240

#### EXCLUDING NORMAL BATTERY DEPLETION

YEAR	1	2	3	4	5	6	7	8	9
SURVIVAL PROBABILITY	99.83%	99.76%	99.76%	99.61%	99.58%	99.49%	99.22%	98.77%	98.54%
± 1 STANDARD ERROR	0.04%	0.05%	0.05%	0.07%	0.07%	0.09%	0.13%	0.20%	0.26%

\*Parylene coating.

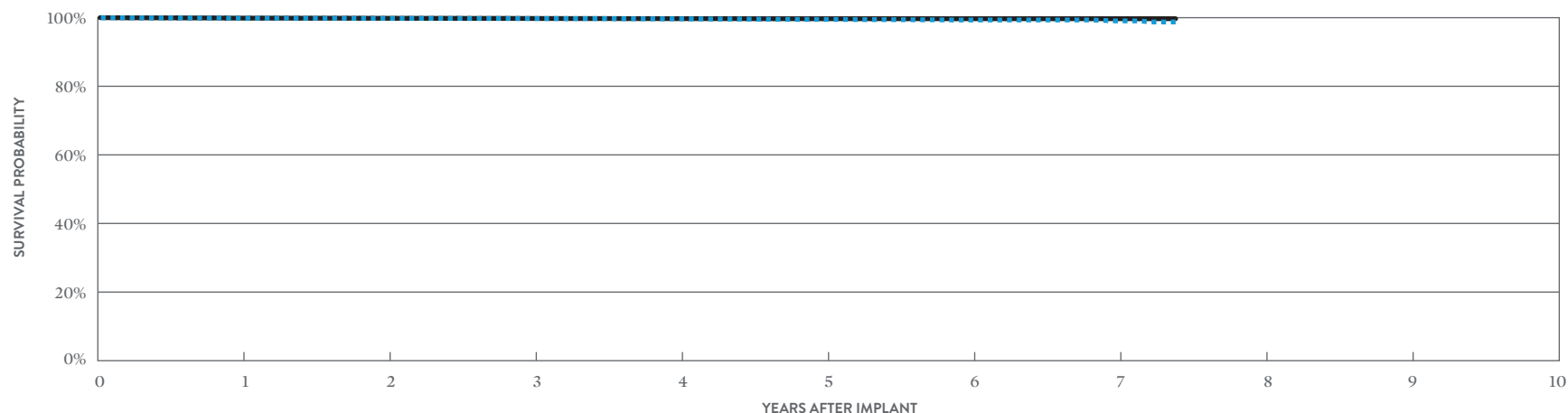
# Dual-Chamber Implantable Cardioverter Defibrillator (ICD) Devices

## CUSTOMER REPORTED PERFORMANCE DATA

### Fortify Assura™ DR

#### MODEL CD2357-40Q\* (NON-BATTERY ADVISORY POPULATION)

		MALFUNCTIONS W/ COMPROMISED THERAPY		MALFUNCTIONS W/O COMPROMISED THERAPY		
		QTY	RATE	QTY	RATE	
US Regulatory Approval	June 2013	Electrical Component	3	<0.01%	15	0.04%
Registered US Implants	42,079	Electrical Interconnect	0	0.00%	0	0.00%
Estimated Active US Implants	26,973	Battery	2	<0.01%	2	<0.01%
Estimated Longevity	(see table on page 125)	High Voltage Capacitor	3	<0.01%	1	<0.01%
Normal Battery Depletion	24	Software/Firmware	0	0.00%	0	0.00%
Max. Delivered Energy	40 joules	Mechanical	0	0.00%	2	<0.01%
Number of US Advisories (see pg. 301)	One	Possible Early Battery Depletion	0	0.00%	1	<0.01%
		Other	7	0.02%	3	<0.01%
		<b>Total</b>	<b>15</b>	<b>0.04%</b>	<b>24</b>	<b>0.06%</b>



#### INCLUDING NORMAL BATTERY DEPLETION

YEAR	1	2	3	4	5	6	7	AT 89 MONTHS
SURVIVAL PROBABILITY	99.85%	99.80%	99.75%	99.66%	99.49%	99.33%	99.06%	98.75%
$\pm 1$ STANDARD ERROR	0.02%	0.02%	0.03%	0.03%	0.05%	0.07%	0.11%	0.27%
SAMPLE SIZE	38,780	32,280	25,410	18,520	12,660	7,660	3,250	320

#### EXCLUDING NORMAL BATTERY DEPLETION

YEAR	1	2	3	4	5	6	7	AT 89 MONTHS
SURVIVAL PROBABILITY	99.87%	99.82%	99.77%	99.72%	99.70%	99.70%	99.70%	99.70%
$\pm 1$ STANDARD ERROR	0.02%	0.02%	0.03%	0.03%	0.03%	0.03%	0.03%	0.03%

\*DF4-LLHH connector type.

# Dual-Chamber Implantable Cardioverter Defibrillator (ICD) Devices

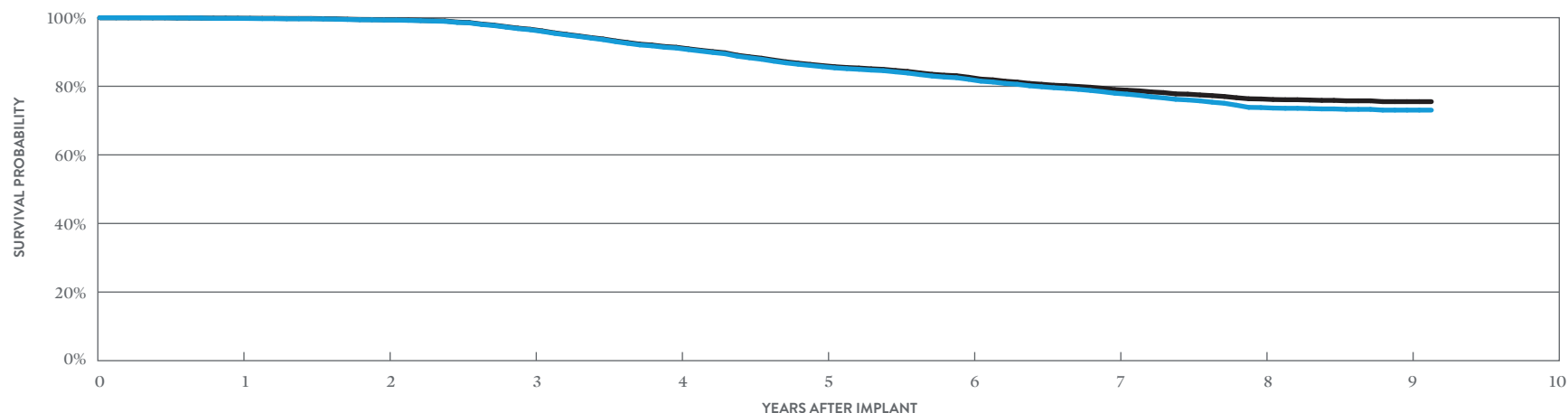
## CUSTOMER REPORTED PERFORMANCE DATA

### Fortify Assura™ DR

#### MODEL CD2357-40Q\* (BATTERY ADVISORY POPULATION)

US Regulatory Approval	June 2013
Registered US Implants	12,263
Estimated Active US Implants	4,739
Estimated Longevity	(see table on page 125)
Normal Battery Depletion	65
Max. Delivered Energy	40 joules
Number of US Advisories (see pgs. 301, 302)	Three

	MALFUNCTIONS W/ COMPROMISED THERAPY		MALFUNCTIONS W/O COMPROMISED THERAPY	
	QTY	RATE	QTY	RATE
Electrical Component	3	0.02%	9	0.07%
Electrical Interconnect	1	<0.01%	0	0.00%
Battery	0	0.00%	19	0.15%
High Voltage Capacitor	0	0.00%	0	0.00%
Software/Firmware	0	0.00%	0	0.00%
Mechanical	0	0.00%	1	<0.01%
Possible Early Battery Depletion	73	0.60%	640	5.22%
Other	1	<0.01%	5	0.04%
<b>Total</b>	<b>78</b>	<b>0.64%</b>	<b>674</b>	<b>5.50%</b>



#### INCLUDING NORMAL BATTERY DEPLETION

YEAR	1	2	3	4	5	6	7	8	9	AT 110 MONTHS
<b>SURVIVAL PROBABILITY</b>	99.79%	99.32%	96.48%	91.15%	85.72%	82.03%	77.98%	73.80%	73.05%	73.05%
<b>± 1 STANDARD ERROR</b>	0.04%	0.08%	0.18%	0.30%	0.37%	0.42%	0.46%	0.52%	0.56%	0.56%
<b>SAMPLE SIZE</b>	11,510	10,160	9,050	8,100	7,230	6,460	5,660	3,880	1,430	230

#### EXCLUDING NORMAL BATTERY DEPLETION

YEAR	1	2	3	4	5	6	7	8	9	AT 110 MONTHS
<b>SURVIVAL PROBABILITY</b>	99.84%	99.40%	96.62%	91.37%	86.02%	82.63%	79.04%	76.30%	75.52%	75.52%
<b>± 1 STANDARD ERROR</b>	0.04%	0.07%	0.18%	0.29%	0.37%	0.41%	0.45%	0.49%	0.54%	0.54%

\*DF4-LLHH connector type.

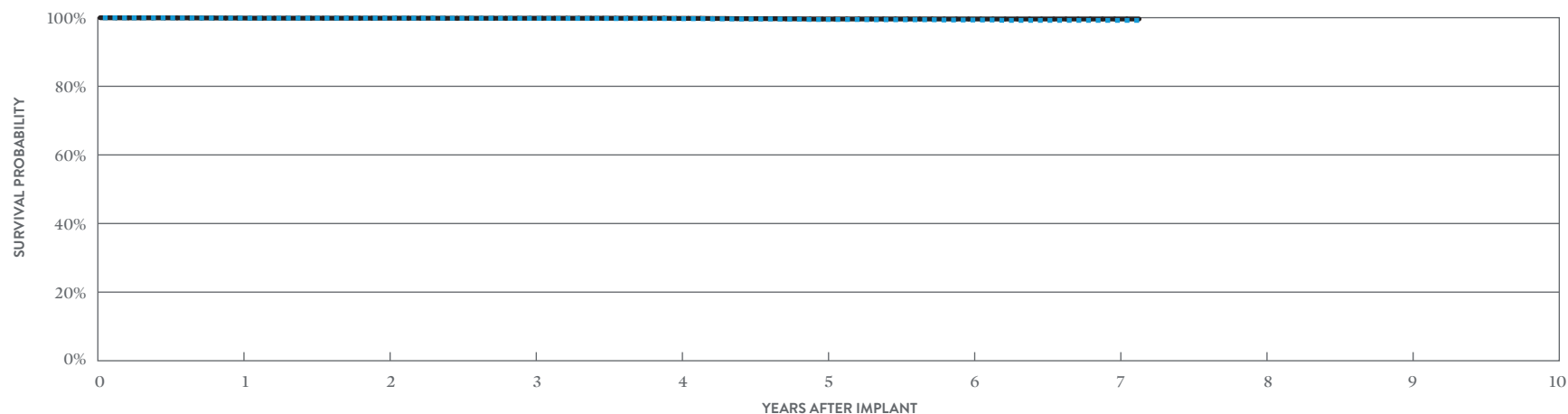
# Dual-Chamber Implantable Cardioverter Defibrillator (ICD) Devices

## CUSTOMER REPORTED PERFORMANCE DATA

### Fortify Assura™ DR

#### MODEL CD2357-40C\* (NON-BATTERY ADVISORY POPULATION)

		MALFUNCTIONS W/ COMPROMISED THERAPY		MALFUNCTIONS W/O COMPROMISED THERAPY		
		QTY	RATE	QTY	RATE	
US Regulatory Approval	June 2013	Electrical Component	2	0.02%	4	0.03%
Registered US Implants	11,471	Electrical Interconnect	0	0.00%	0	0.00%
Estimated Active US Implants	7,100	Battery	0	0.00%	0	0.00%
Estimated Longevity	(see table on page 125)	High Voltage Capacitor	1	<0.01%	0	0.00%
Normal Battery Depletion	7	Software/Firmware	0	0.00%	2	0.02%
Max. Delivered Energy	40 joules	Mechanical	0	0.00%	2	0.02%
Number of US Advisories (see pg. 301)	One	Possible Early Battery Depletion	0	0.00%	0	0.00%
		Other	0	0.00%	2	0.02%
		<b>Total</b>	<b>3</b>	<b>0.03%</b>	<b>10</b>	<b>0.09%</b>



#### INCLUDING NORMAL BATTERY DEPLETION

YEAR	1	2	3	4	5	6	7	AT 86 MONTHS
SURVIVAL PROBABILITY	99.89%	99.86%	99.80%	99.70%	99.46%	99.33%	99.21%	99.21%
± 1 STANDARD ERROR	0.03%	0.04%	0.05%	0.06%	0.10%	0.12%	0.14%	0.14%
SAMPLE SIZE	10,410	8,480	6,950	5,770	4,660	3,140	1,260	240

#### EXCLUDING NORMAL BATTERY DEPLETION

YEAR	1	2	3	4	5	6	7	AT 86 MONTHS
SURVIVAL PROBABILITY	99.89%	99.86%	99.84%	99.80%	99.62%	99.62%	99.62%	99.62%
± 1 STANDARD ERROR	0.03%	0.04%	0.04%	0.04%	0.08%	0.08%	0.08%	0.08%

\*Parylene coating.

# Dual-Chamber Implantable Cardioverter Defibrillator (ICD) Devices

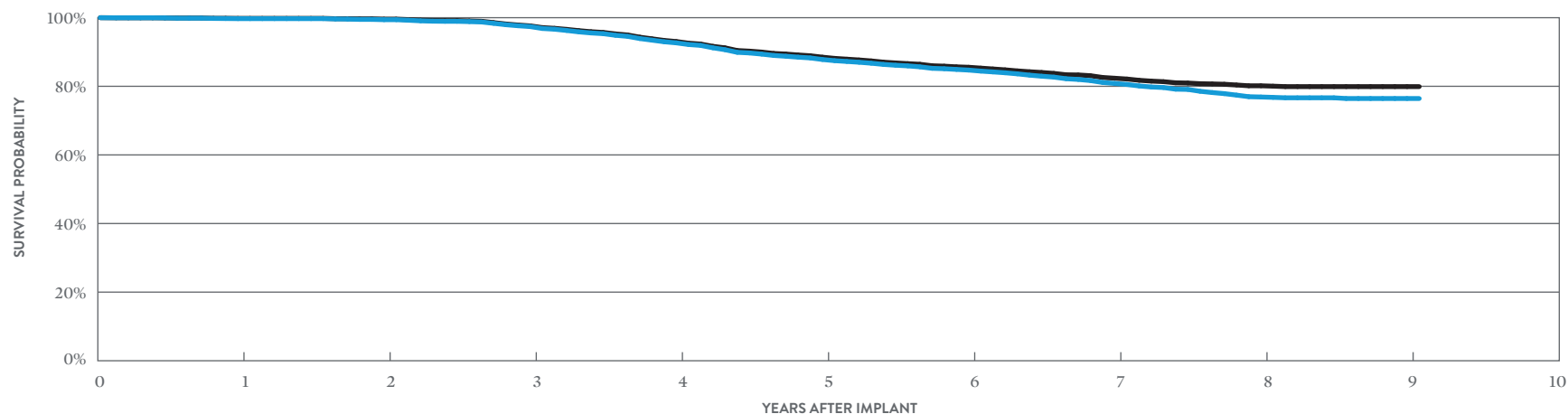
## CUSTOMER REPORTED PERFORMANCE DATA

### Fortify Assura™ DR

#### MODEL CD2357-40C\* (BATTERY ADVISORY POPULATION)

US Regulatory Approval	June 2013
Registered US Implants	6,955
Estimated Active US Implants	2,663
Estimated Longevity	(see table on page 125)
Normal Battery Depletion	50
Max. Delivered Energy	40 joules
Number of US Advisories (see pgs. 301, 302)	Three

	MALFUNCTIONS W/ COMPROMISED THERAPY		MALFUNCTIONS W/O COMPROMISED THERAPY	
	QTY	RATE	QTY	RATE
Electrical Component	3	0.04%	2	0.03%
Electrical Interconnect	2	0.03%	1	0.01%
Battery	1	0.01%	6	0.09%
High Voltage Capacitor	0	0.00%	0	0.00%
Software/Firmware	0	0.00%	0	0.00%
Mechanical	0	0.00%	0	0.00%
Possible Early Battery Depletion	33	0.47%	294	4.23%
Other	2	0.03%	1	0.01%
<b>Total</b>	<b>41</b>	<b>0.59%</b>	<b>304</b>	<b>4.37%</b>



#### INCLUDING NORMAL BATTERY DEPLETION

YEAR	1	2	3	4	5	6	7	8	9	AT 109 MONTHS
SURVIVAL PROBABILITY	99.72%	99.41%	97.41%	92.66%	87.81%	84.73%	80.83%	76.88%	76.44%	76.44%
± 1 STANDARD ERROR	0.06%	0.09%	0.21%	0.36%	0.47%	0.53%	0.59%	0.67%	0.70%	0.70%
SAMPLE SIZE	6,520	5,750	5,120	4,560	4,080	3,660	3,150	2,170	870	240

#### EXCLUDING NORMAL BATTERY DEPLETION

YEAR	1	2	3	4	5	6	7	8	9	AT 109 MONTHS
SURVIVAL PROBABILITY	99.80%	99.58%	97.61%	93.05%	88.49%	85.55%	82.35%	80.15%	79.91%	79.91%
± 1 STANDARD ERROR	0.05%	0.07%	0.20%	0.36%	0.46%	0.52%	0.57%	0.62%	0.63%	0.63%

\*Parylene coating.

# Dual-Chamber Implantable Cardioverter Defibrillator (ICD) Devices

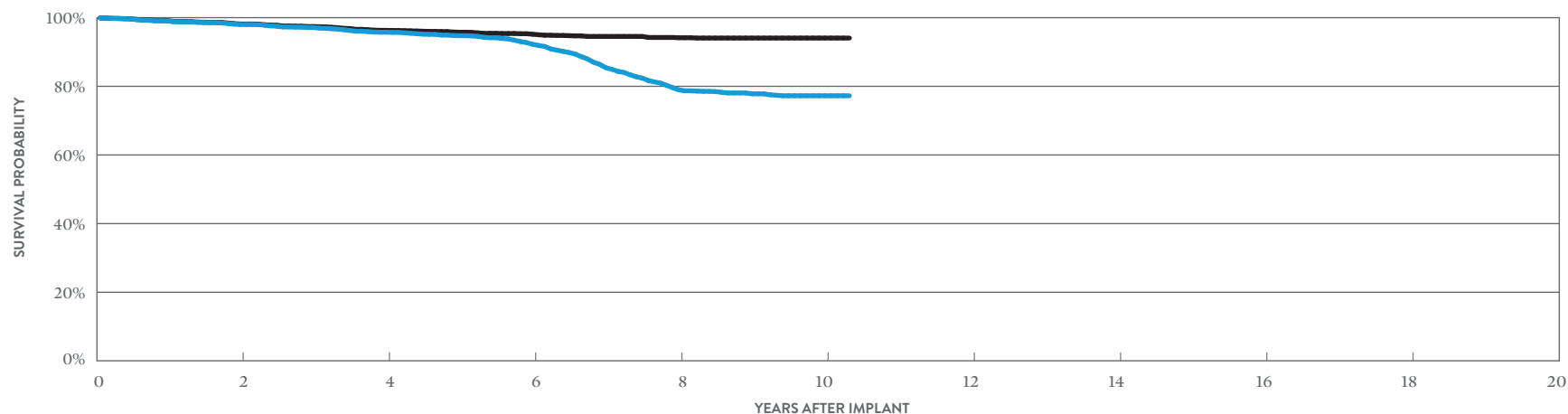
## CUSTOMER REPORTED PERFORMANCE DATA

### Ellipse™ DR

#### MODEL CD2311-36Q\*

US Regulatory Approval	May 2012
Registered US Implants	5,899
Estimated Active US Implants	1,525
Estimated Longevity	(see table on page 125)
Normal Battery Depletion	217
Max. Delivered Energy	36 joules
Number of US Advisories (see pgs. 301, 303)	Two

	MALFUNCTIONS W/ COMPROMISED THERAPY		MALFUNCTIONS W/O COMPROMISED THERAPY	
	QTY	RATE	QTY	RATE
Electrical Component	3	0.05%	10	0.17%
Electrical Interconnect	0	0.00%	0	0.00%
Battery	0	0.00%	1	0.02%
High Voltage Capacitor	65	1.10%	14	0.24%
Software/Firmware	1	0.02%	0	0.00%
Mechanical	2	0.03%	3	0.05%
Possible Early Battery Depletion	0	0.00%	0	0.00%
Other	5	0.08%	2	0.03%
<b>Total</b>	<b>76</b>	<b>1.29%</b>	<b>30</b>	<b>0.51%</b>



#### INCLUDING NORMAL BATTERY DEPLETION

YEAR	2	4	6	8	10	AT 124 MONTHS
SURVIVAL PROBABILITY	98.01%	95.75%	92.23%	78.97%	77.25%	77.25%
± 1 STANDARD ERROR	0.19%	0.29%	0.40%	0.68%	0.74%	0.74%
SAMPLE SIZE	4,920	4,040	3,400	2,540	990	250

#### EXCLUDING NORMAL BATTERY DEPLETION

YEAR	2	4	6	8	10	AT 124 MONTHS
SURVIVAL PROBABILITY	98.16%	96.31%	95.17%	94.15%	94.06%	94.06%
± 1 STANDARD ERROR	0.18%	0.27%	0.32%	0.36%	0.37%	0.37%

\*DF4-LLHH connector type.

# Dual-Chamber Implantable Cardioverter Defibrillator (ICD) Devices

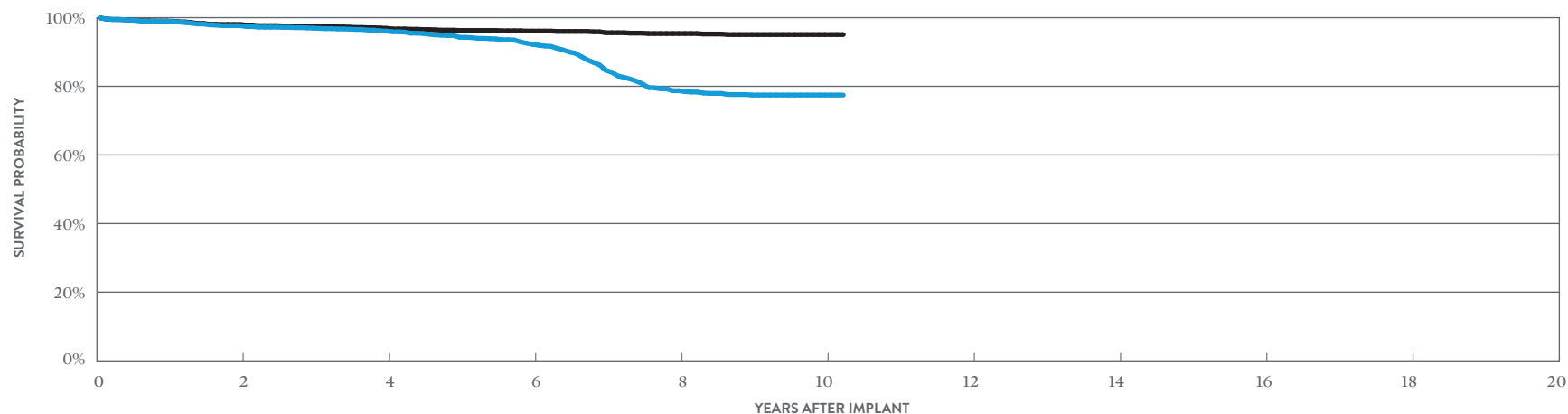
## CUSTOMER REPORTED PERFORMANCE DATA

### Ellipse™ DR

#### MODEL CD2311-36

US Regulatory Approval	May 2012
Registered US Implants	3,748
Estimated Active US Implants	1,046
Estimated Longevity	(see table on page 125)
Normal Battery Depletion	149
Max. Delivered Energy	36 joules
Number of US Advisories (see pgs. 301, 303)	Two

	MALFUNCTIONS W/ COMPROMISED THERAPY		MALFUNCTIONS W/O COMPROMISED THERAPY	
	QTY	RATE	QTY	RATE
Electrical Component	5	0.13%	9	0.24%
Electrical Interconnect	0	0.00%	0	0.00%
Battery	0	0.00%	0	0.00%
High Voltage Capacitor	22	0.59%	8	0.21%
Software/Firmware	0	0.00%	0	0.00%
Mechanical	4	0.11%	3	0.08%
Possible Early Battery Depletion	0	0.00%	1	0.03%
Other	5	0.13%	2	0.05%
<b>Total</b>	<b>36</b>	<b>0.96%</b>	<b>23</b>	<b>0.61%</b>



#### INCLUDING NORMAL BATTERY DEPLETION

YEAR	2	4	6	8	10	AT 123 MONTHS
SURVIVAL PROBABILITY	97.68%	96.09%	92.20%	78.72%	77.46%	77.46%
± 1 STANDARD ERROR	0.26%	0.35%	0.51%	0.88%	0.91%	0.91%
SAMPLE SIZE	3,100	2,510	2,090	1,590	650	230

#### EXCLUDING NORMAL BATTERY DEPLETION

YEAR	2	4	6	8	10	AT 123 MONTHS
SURVIVAL PROBABILITY	98.02%	96.91%	96.10%	95.38%	95.08%	95.08%
± 1 STANDARD ERROR	0.24%	0.31%	0.36%	0.41%	0.43%	0.43%



# Dual-Chamber Implantable Cardioverter Defibrillator (ICD) Devices

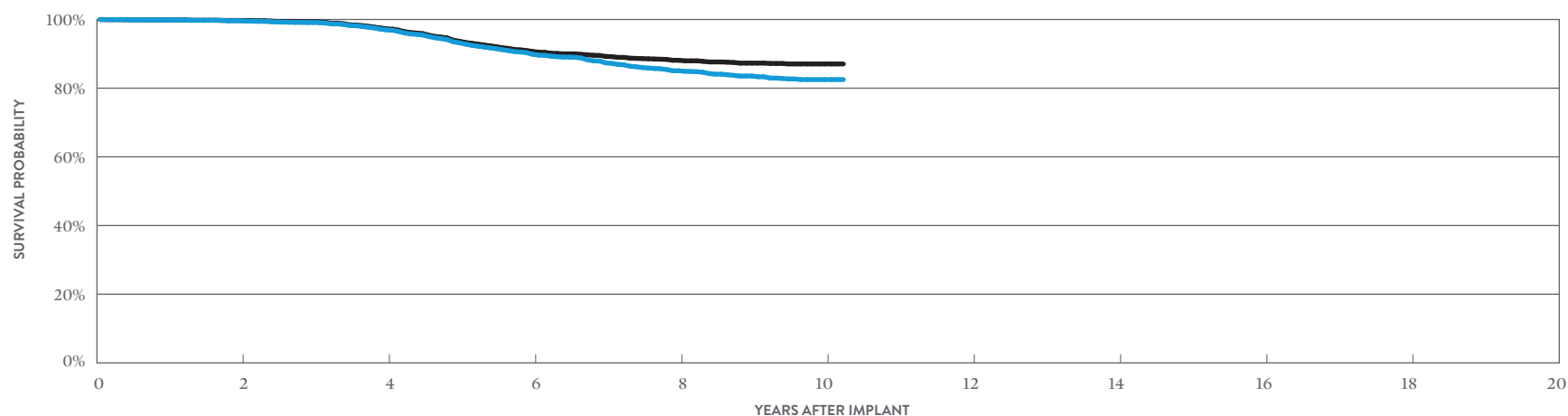
## CUSTOMER REPORTED PERFORMANCE DATA

### Fortify Assura™ DR

#### MODEL CD2257-40Q\* (BATTERY ADVISORY POPULATION)

US Regulatory Approval	May 2012
Registered US Implants	6,797
Estimated Active US Implants	2,074
Estimated Longevity	(see table on page 125)
Normal Battery Depletion	63
Max. Delivered Energy	40 joules
Number of US Advisories (see pgs. 301, 302)	Three

	MALFUNCTIONS W/ COMPROMISED THERAPY		MALFUNCTIONS W/O COMPROMISED THERAPY	
	QTY	RATE	QTY	RATE
Electrical Component	5	0.07%	3	0.04%
Electrical Interconnect	0	0.00%	0	0.00%
Battery	1	0.01%	2	0.03%
High Voltage Capacitor	0	0.00%	0	0.00%
Software/Firmware	0	0.00%	1	0.01%
Mechanical	0	0.00%	1	0.01%
Possible Early Battery Depletion	27	0.40%	171	2.52%
Other	3	0.04%	1	0.01%
<b>Total</b>	<b>36</b>	<b>0.53%</b>	<b>179</b>	<b>2.63%</b>



#### INCLUDING NORMAL BATTERY DEPLETION

YEAR	2	4	6	8	10	AT 123 MONTHS
SURVIVAL PROBABILITY	99.63%	96.97%	89.87%	85.06%	82.50%	82.50%
± 1 STANDARD ERROR	0.08%	0.24%	0.45%	0.56%	0.64%	0.64%
SAMPLE SIZE	5,680	4,590	3,710	2,990	1,200	240

#### EXCLUDING NORMAL BATTERY DEPLETION

YEAR	2	4	6	8	10	AT 123 MONTHS
SURVIVAL PROBABILITY	99.72%	97.29%	90.69%	88.12%	87.05%	87.05%
± 1 STANDARD ERROR	0.07%	0.22%	0.44%	0.50%	0.54%	0.54%

\*DF4-LLHH connector type.

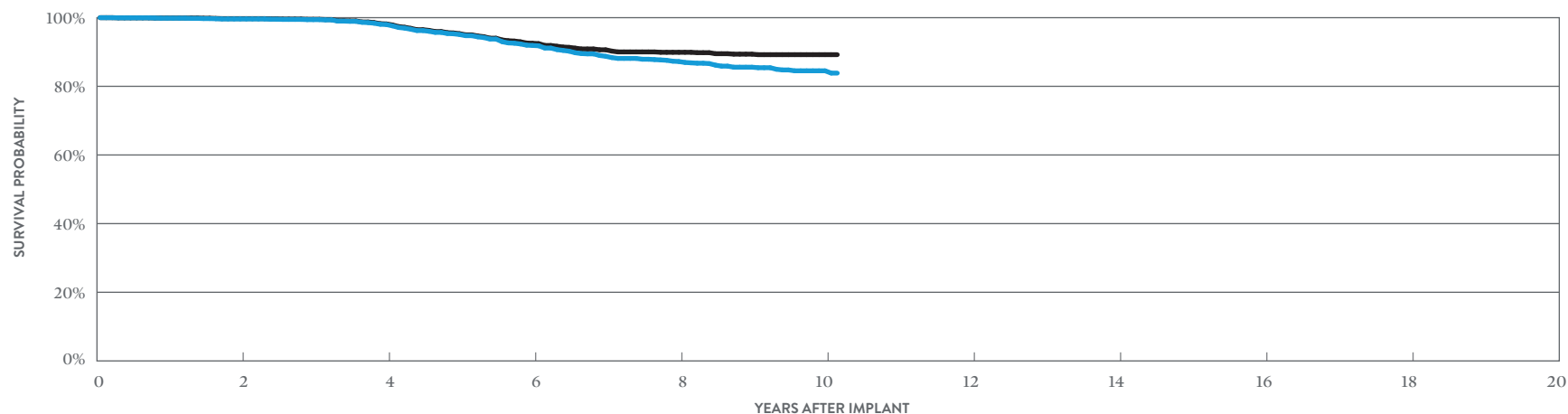
# Dual-Chamber Implantable Cardioverter Defibrillator (ICD) Devices

## CUSTOMER REPORTED PERFORMANCE DATA

### Fortify Assura™ DR

#### MODEL CD2257-40 (BATTERY ADVISORY POPULATION)

		MALFUNCTIONS W/ COMPROMISED THERAPY		MALFUNCTIONS W/O COMPROMISED THERAPY		
		QTY	RATE	QTY	RATE	
US Regulatory Approval	May 2012	Electrical Component	2	0.05%	1	0.02%
Registered US Implants	4,235	Electrical Interconnect	0	0.00%	0	0.00%
Estimated Active US Implants	1,279	Battery	1	0.02%	4	0.09%
Estimated Longevity	(see table on page 125)	High Voltage Capacitor	1	0.02%	0	0.00%
Normal Battery Depletion	38	Software/Firmware	0	0.00%	1	0.02%
Max. Delivered Energy	40 joules	Mechanical	0	0.00%	0	0.00%
Number of US Advisories (see pgs. 301, 302)	Three	Possible Early Battery Depletion	13	0.31%	78	1.84%
		Other	0	0.00%	4	0.09%
		<b>Total</b>	<b>17</b>	<b>0.40%</b>	<b>88</b>	<b>2.08%</b>



#### INCLUDING NORMAL BATTERY DEPLETION

YEAR	2	4	6	8	10	AT 122 MONTHS
SURVIVAL PROBABILITY	99.62%	98.00%	91.90%	87.22%	84.52%	83.85%
± 1 STANDARD ERROR	0.10%	0.25%	0.54%	0.69%	0.80%	0.92%
SAMPLE SIZE	3,510	2,730	2,180	1,770	740	230

#### EXCLUDING NORMAL BATTERY DEPLETION

YEAR	2	4	6	8	10	AT 122 MONTHS
SURVIVAL PROBABILITY	99.73%	98.18%	92.53%	89.91%	89.22%	89.22%
± 1 STANDARD ERROR	0.09%	0.24%	0.52%	0.62%	0.65%	0.65%

# Dual-Chamber Implantable Cardioverter Defibrillator (ICD) Devices

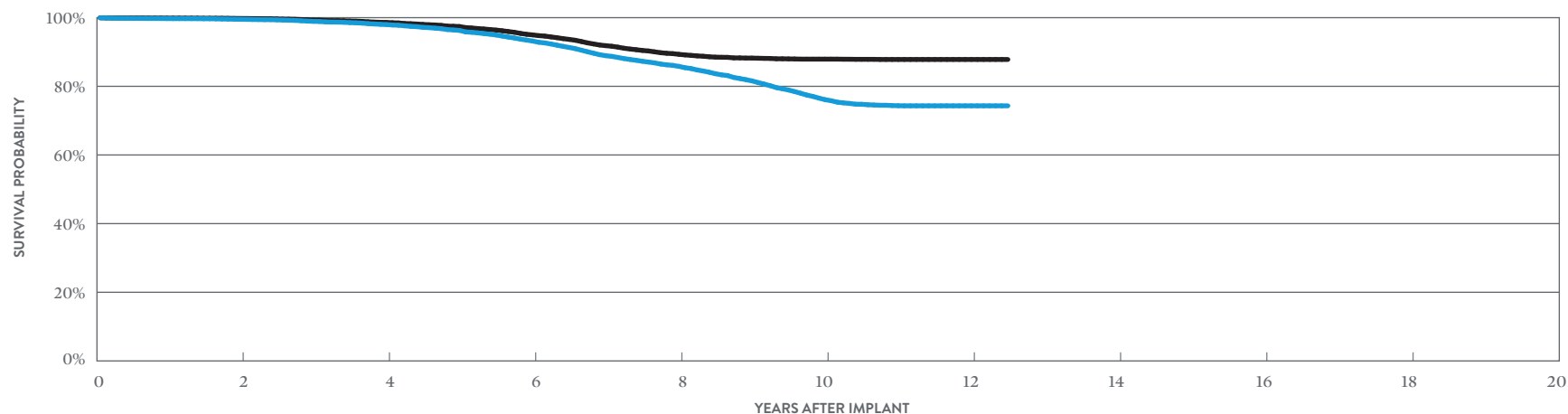
## CUSTOMER REPORTED PERFORMANCE DATA

### Fortify™ DR

#### MODEL CD2231-40Q\* (BATTERY ADVISORY POPULATION)

US Regulatory Approval	May 2010
Registered US Implants	26,878
Estimated Active US Implants	5,547
Estimated Longevity	(see table on page 125)
Normal Battery Depletion	658
Max. Delivered Energy	40 joules
Number of US Advisories (see pgs. 301, 302)	Three

	MALFUNCTIONS W/ COMPROMISED THERAPY		MALFUNCTIONS W/O COMPROMISED THERAPY	
	QTY	RATE	QTY	RATE
Electrical Component	10	0.04%	11	0.04%
Electrical Interconnect	3	0.01%	2	<0.01%
Battery	28	0.10%	54	0.20%
High Voltage Capacitor	5	0.02%	2	<0.01%
Software/Firmware	1	<0.01%	2	<0.01%
Mechanical	0	0.00%	0	0.00%
Possible Early Battery Depletion	164	0.61%	397	1.48%
Other	16	0.06%	13	0.05%
<b>Total</b>	<b>227</b>	<b>0.84%</b>	<b>481</b>	<b>1.79%</b>



#### INCLUDING NORMAL BATTERY DEPLETION

YEAR	2	4	6	8	10	12	AT 150 MONTHS
SURVIVAL PROBABILITY	99.52%	97.99%	93.19%	85.81%	76.11%	74.32%	74.32%
± 1 STANDARD ERROR	0.04%	0.10%	0.19%	0.28%	0.37%	0.40%	0.40%
SAMPLE SIZE	22,300	18,150	14,570	11,640	8,190	2,540	280

#### EXCLUDING NORMAL BATTERY DEPLETION

YEAR	2	4	6	8	10	12	AT 150 MONTHS
SURVIVAL PROBABILITY	99.76%	98.62%	94.98%	89.32%	87.92%	87.82%	87.82%
± 1 STANDARD ERROR	0.03%	0.08%	0.17%	0.25%	0.28%	0.28%	0.28%

\*DF4-LLHH connector type.

# Dual-Chamber Implantable Cardioverter Defibrillator (ICD) Devices

## ACTIVELY MONITORED STUDY DATA

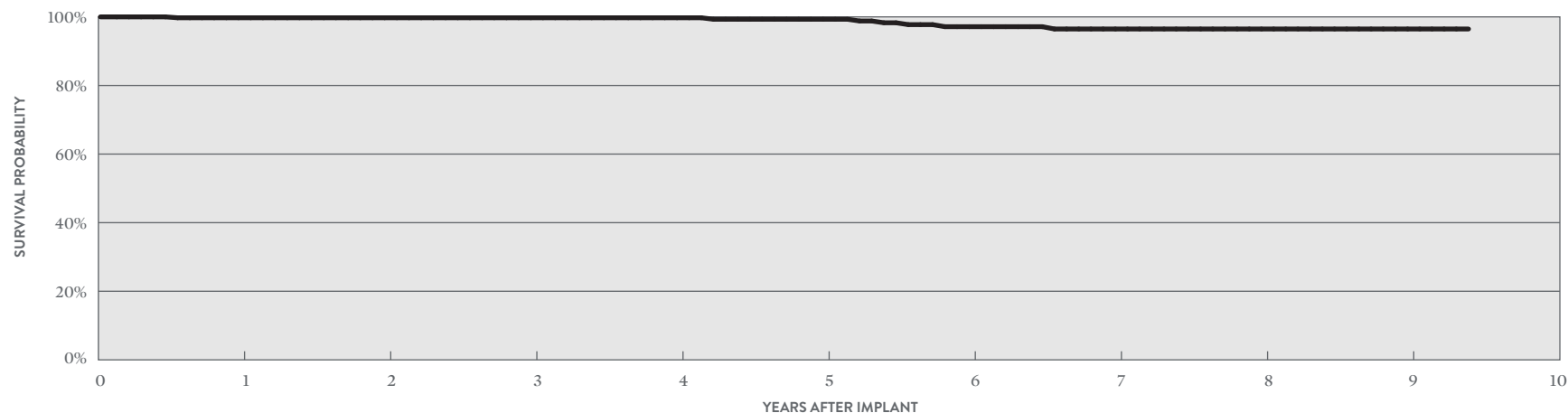
### Fortify™ DR

#### MODEL CD2231-40Q\*

US Regulatory Approval	May 2010
Number of Devices Enrolled in Study	390
Active Devices Enrolled in Study	0
Cumulative Months of Follow-up	24,816
Estimated Longevity	(see table on page 125)
Max. Delivered Energy	40 joules

QUALIFYING COMPLICATIONS	QTY	RATE
Premature Battery Depletion	7	1.79%

	MALFUNCTIONS W/ COMPROMISED THERAPY		MALFUNCTIONS W/O COMPROMISED THERAPY	
	QTY	RATE	QTY	RATE
Electrical Component	0	0.00%	0	0.00%
Electrical Interconnect	0	0.00%	0	0.00%
Battery	1	0.26%	1	0.26%
High Voltage Capacitor	0	0.00%	0	0.00%
Software/Firmware	0	0.00%	0	0.00%
Mechanical	0	0.00%	0	0.00%
Possible Early Battery Depletion	2	0.51%	7	1.79%
Other	1	0.26%	0	0.00%
<b>Total</b>	<b>4</b>	<b>1.03%</b>	<b>8</b>	<b>2.05%</b>



#### ACTIVELY MONITORED STUDY DATA

YEAR	1	2	3	4	5	6	7	8	9	AT 113 MONTHS
SURVIVAL PROBABILITY	99.74%	99.74%	99.74%	99.74%	99.31%	97.14%	96.47%	96.47%	96.47%	96.47%
± 1 STANDARD ERROR	0.26%	0.26%	0.26%	0.26%	0.50%	1.18%	1.35%	1.35%	1.35%	1.35%
SAMPLE SIZE	380	340	300	260	220	180	150	130	100	50

\*DF4-LLHH connector type.

# Dual-Chamber Implantable Cardioverter Defibrillator (ICD) Devices

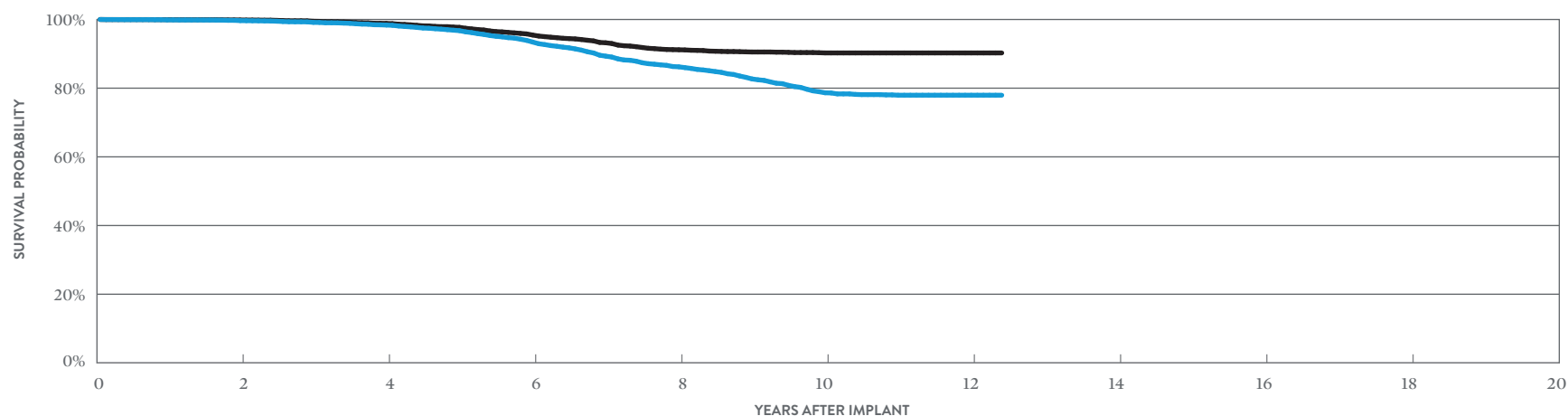
## CUSTOMER REPORTED PERFORMANCE DATA

### Fortify™ DR

#### MODEL CD2231-40 (BATTERY ADVISORY POPULATION)

US Regulatory Approval	May 2010
Registered US Implants	12,092
Estimated Active US Implants	2,648
Estimated Longevity	(see table on page 125)
Normal Battery Depletion	261
Max. Delivered Energy	40 joules
Number of US Advisories (see pgs. 301, 302)	Three

	MALFUNCTIONS W/ COMPROMISED THERAPY		MALFUNCTIONS W/O COMPROMISED THERAPY	
	QTY	RATE	QTY	RATE
Electrical Component	9	0.07%	3	0.02%
Electrical Interconnect	1	<0.01%	0	0.00%
Battery	5	0.04%	9	0.07%
High Voltage Capacitor	8	0.07%	2	0.02%
Software/Firmware	0	0.00%	1	<0.01%
Mechanical	0	0.00%	1	<0.01%
Possible Early Battery Depletion	59	0.49%	135	1.12%
Other	5	0.04%	5	0.04%
<b>Total</b>	<b>87</b>	<b>0.72%</b>	<b>156</b>	<b>1.29%</b>



#### INCLUDING NORMAL BATTERY DEPLETION

YEAR	2	4	6	8	10	12	AT 149 MONTHS
SURVIVAL PROBABILITY	99.66%	98.37%	93.43%	86.21%	78.65%	77.95%	77.95%
± 1 STANDARD ERROR	0.05%	0.13%	0.29%	0.44%	0.55%	0.57%	0.57%
SAMPLE SIZE	9,840	7,750	6,080	4,820	3,480	1,100	260

#### EXCLUDING NORMAL BATTERY DEPLETION

YEAR	2	4	6	8	10	12	AT 149 MONTHS
SURVIVAL PROBABILITY	99.86%	98.85%	95.47%	91.18%	90.26%	90.26%	90.26%
± 1 STANDARD ERROR	0.03%	0.12%	0.24%	0.36%	0.39%	0.39%	0.39%

# Dual-Chamber Implantable Cardioverter Defibrillator (ICD) Devices

## ACTIVELY MONITORED STUDY DATA

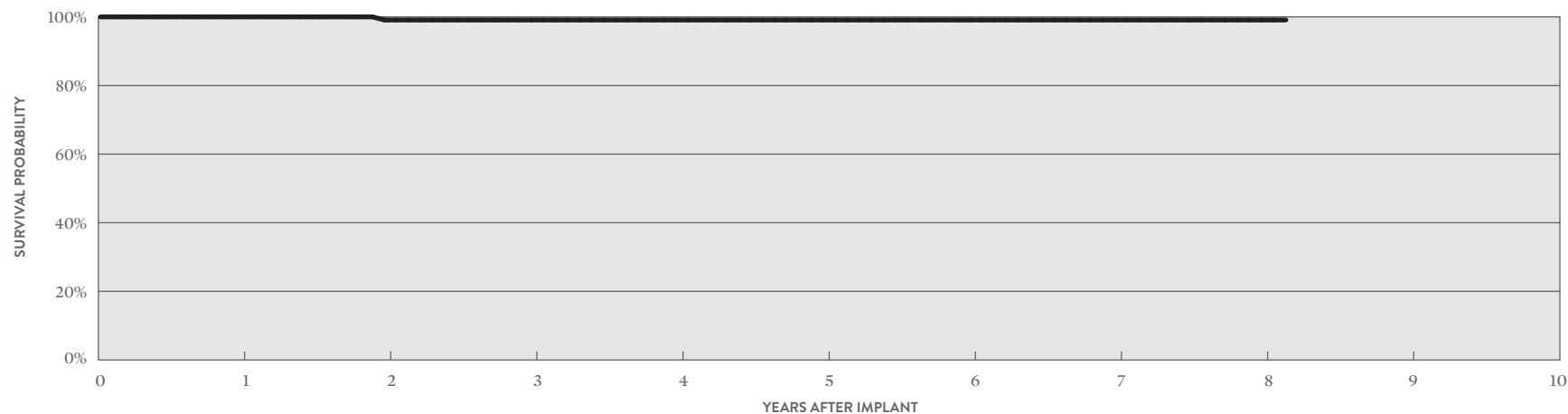
### Fortify™ DR

#### MODEL CD2231-40

US Regulatory Approval	May 2010
Number of Devices Enrolled in Study	177
Active Devices Enrolled in Study	0
Cumulative Months of Follow-up	9,249
Estimated Longevity	(see table on page 125)
Max. Delivered Energy	40 joules

QUALIFYING COMPLICATIONS	QTY	RATE
Premature Battery Depletion	2	1.13%

	MALFUNCTIONS W/ COMPROMISED THERAPY		MALFUNCTIONS W/O COMPROMISED THERAPY	
	QTY	RATE	QTY	RATE
Electrical Component	0	0.00%	0	0.00%
Electrical Interconnect	0	0.00%	0	0.00%
Battery	0	0.00%	0	0.00%
High Voltage Capacitor	0	0.00%	0	0.00%
Software/Firmware	0	0.00%	0	0.00%
Mechanical	0	0.00%	0	0.00%
Possible Early Battery Depletion	1	0.56%	3	1.69%
Other	0	0.00%	0	0.00%
<b>Total</b>	<b>1</b>	<b>0.56%</b>	<b>3</b>	<b>1.69%</b>



#### ACTIVELY MONITORED STUDY DATA

YEAR	1	2	3	4	5	6	7	8	AT 98 MONTHS
SURVIVAL PROBABILITY	100.00%	99.09%	99.09%	99.09%	99.09%	99.09%	99.09%	99.09%	99.09%
± 1 STANDARD ERROR	0.00%	0.00%	0.90%	0.90%	0.90%	0.90%	0.90%	0.90%	0.90%
SAMPLE SIZE	160	130	100	90	70	60	60	50	50

# Dual-Chamber Implantable Cardioverter Defibrillator (ICD) Devices

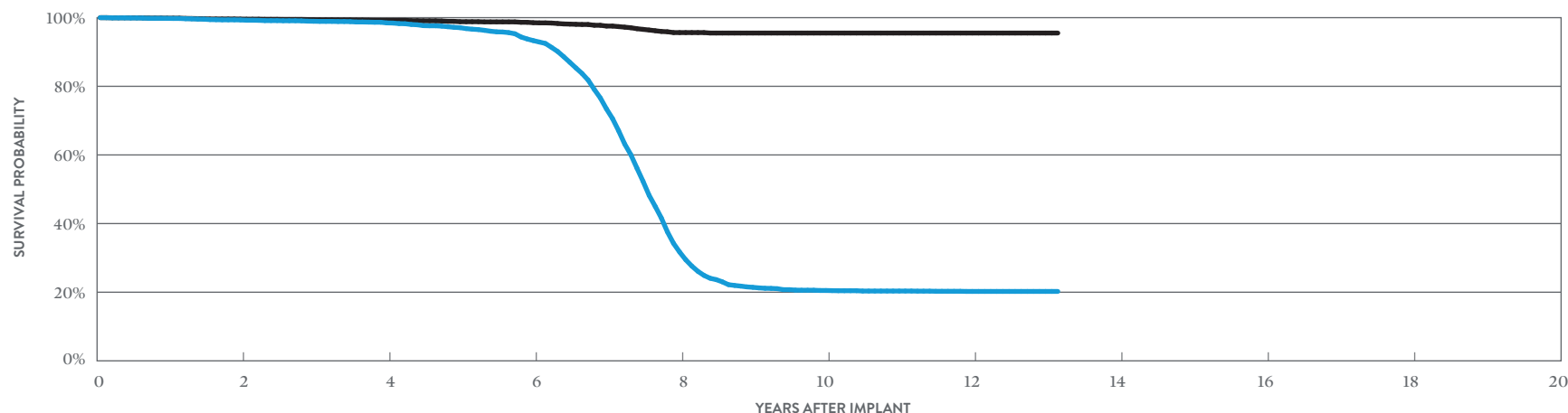
## CUSTOMER REPORTED PERFORMANCE DATA

### Current™ + DR

#### MODEL CD2211-36Q\*

US Regulatory Approval	February 2009
Registered US Implants	8,148
Estimated Active US Implants	1,038
Estimated Longevity	(see table on page 125)
Normal Battery Depletion	1,488
Max. Delivered Energy	36 joules
Number of US Advisories (see pg. 301)	One

	MALFUNCTIONS W/ COMPROMISED THERAPY		MALFUNCTIONS W/O COMPROMISED THERAPY	
	QTY	RATE	QTY	RATE
Electrical Component	6	0.07%	6	0.07%
Electrical Interconnect	0	0.00%	0	0.00%
Battery	6	0.07%	8	0.10%
High Voltage Capacitor	3	0.04%	0	0.00%
Software/Firmware	1	0.01%	23	0.28%
Mechanical	0	0.00%	2	0.02%
Possible Early Battery Depletion	4	0.05%	3	0.04%
Other	5	0.06%	5	0.06%
<b>Total</b>	<b>25</b>	<b>0.31%</b>	<b>47</b>	<b>0.58%</b>



#### INCLUDING NORMAL BATTERY DEPLETION

YEAR	2	4	6	8	10	12	AT 158 MONTHS
SURVIVAL PROBABILITY	99.33%	98.47%	93.32%	31.69%	20.50%	20.23%	20.23%
± 1 STANDARD ERROR	0.10%	0.15%	0.35%	0.68%	0.55%	0.55%	0.55%
SAMPLE SIZE	6,580	5,270	4,250	2,540	1,300	1,060	230

#### EXCLUDING NORMAL BATTERY DEPLETION

YEAR	2	4	6	8	10	12	AT 158 MONTHS
SURVIVAL PROBABILITY	99.58%	99.22%	98.53%	95.65%	95.52%	95.52%	95.52%
± 1 STANDARD ERROR	0.07%	0.11%	0.16%	0.35%	0.36%	0.36%	0.36%

\*DF4-LLHH connector type.

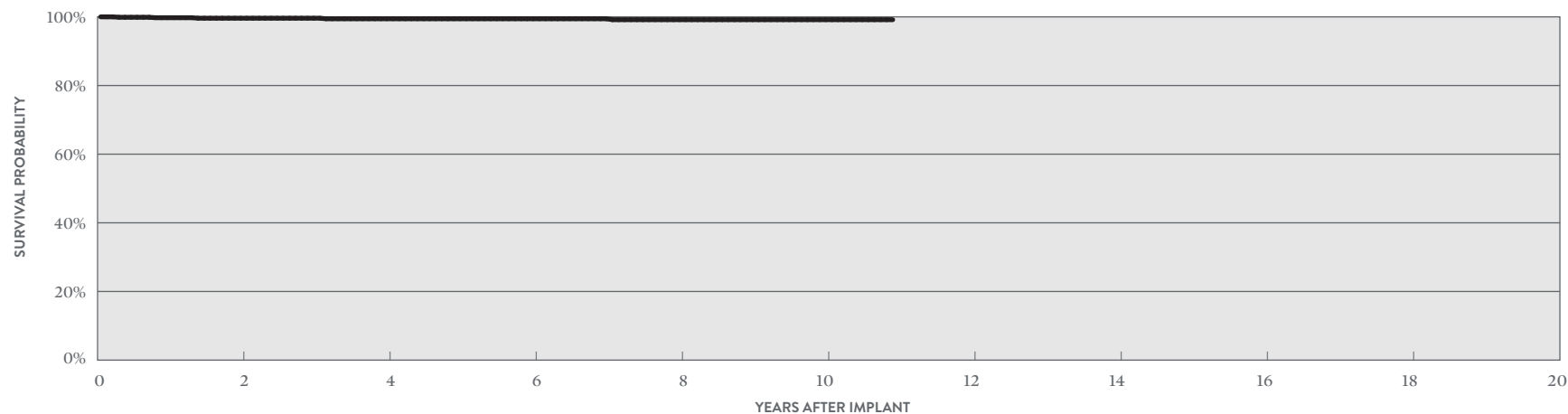
# Dual-Chamber Implantable Cardioverter Defibrillator (ICD) Devices

## ACTIVELY MONITORED STUDY DATA

### Current™ + DR

#### MODEL CD2211-36Q\*

		QUALIFYING COMPLICATIONS		MALFUNCTIONS					
			QTY	RATE	W/ COMPROMISED THERAPY		W/O COMPROMISED THERAPY		
					QTY	RATE	QTY	RATE	
US Regulatory Approval	February 2009	Premature Battery Depletion	4	0.48%	Electrical Component	0	0.00%	1	0.12%
Number of Devices Enrolled in Study	835	Skin Erosion	1	0.12%	Electrical Interconnect	0	0.00%	0	0.00%
Active Devices Enrolled in Study	0				Battery	1	0.12%	2	0.24%
Cumulative Months of Follow-up	61,859				High Voltage Capacitor	0	0.00%	0	0.00%
Estimated Longevity	(see table on page 125)				Software/Firmware	0	0.00%	2	0.24%
Max. Delivered Energy	36 joules				Mechanical	0	0.00%	0	0.00%
					Possible Early Battery Depletion	0	0.00%	1	0.12%
					Other	1	0.12%	2	0.24%
					<b>Total</b>	<b>2</b>	<b>0.24%</b>	<b>8</b>	<b>0.96%</b>



## ACTIVELY MONITORED STUDY DATA

YEAR	2	4	6	8	10	AT 131 MONTHS
SURVIVAL PROBABILITY	99.61%	99.44%	99.44%	99.17%	99.17%	99.17%
± 1 STANDARD ERROR	0.23%	0.28%	0.28%	0.39%	0.39%	0.39%
SAMPLE SIZE	710	570	440	350	310	50

\*DF4-LLHH connector type.



# Dual-Chamber Implantable Cardioverter Defibrillator (ICD) Devices

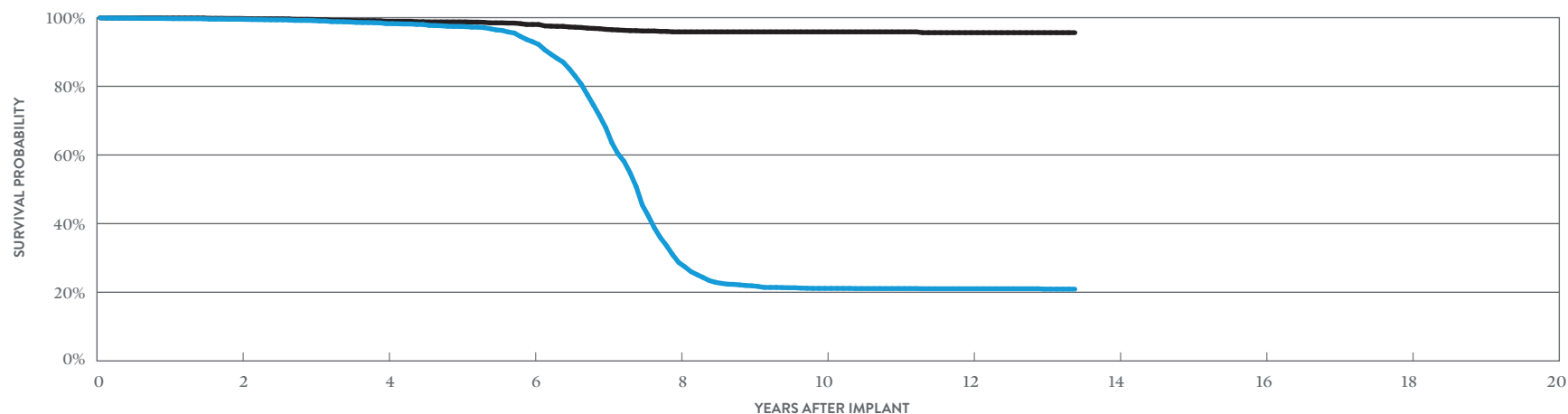
## CUSTOMER REPORTED PERFORMANCE DATA

### Current™ + DR

#### MODEL CD2211-36

US Regulatory Approval	February 2009
Registered US Implants	6,271
Estimated Active US Implants	835
Estimated Longevity	(see table on page 125)
Normal Battery Depletion	1,112
Max. Delivered Energy	36 joules
Number of US Advisories (see pg. 301)	One

	MALFUNCTIONS W/ COMPROMISED THERAPY		MALFUNCTIONS W/O COMPROMISED THERAPY	
	QTY	RATE	QTY	RATE
Electrical Component	3	0.05%	2	0.03%
Electrical Interconnect	2	0.03%	0	0.00%
Battery	8	0.13%	4	0.06%
High Voltage Capacitor	1	0.02%	0	0.00%
Software/Firmware	1	0.02%	16	0.26%
Mechanical	0	0.00%	1	0.02%
Possible Early Battery Depletion	9	0.14%	4	0.06%
Other	6	0.10%	2	0.03%
<b>Total</b>	<b>30</b>	<b>0.48%</b>	<b>29</b>	<b>0.46%</b>



#### INCLUDING NORMAL BATTERY DEPLETION

YEAR	2	4	6	8	10	12	AT 161 MONTHS
SURVIVAL PROBABILITY	99.53%	98.26%	92.98%	28.65%	21.13%	21.03%	20.92%
± 1 STANDARD ERROR	0.09%	0.18%	0.41%	0.76%	0.64%	0.64%	0.64%
SAMPLE SIZE	5,050	4,020	3,190	1,820	1,010	800	230

#### EXCLUDING NORMAL BATTERY DEPLETION

YEAR	2	4	6	8	10	12	AT 161 MONTHS
SURVIVAL PROBABILITY	99.76%	98.95%	98.01%	95.86%	95.86%	95.63%	95.63%
± 1 STANDARD ERROR	0.07%	0.14%	0.23%	0.37%	0.37%	0.41%	0.41%

# Dual-Chamber Implantable Cardioverter Defibrillator (ICD) Devices

## ACTIVELY MONITORED STUDY DATA

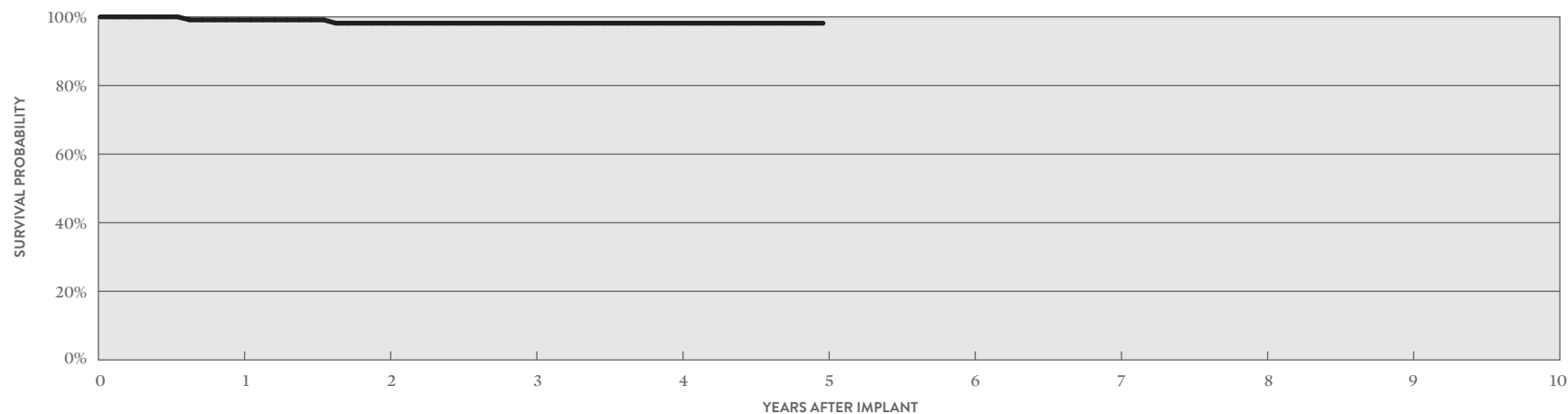
### Current™ + DR

#### MODEL CD2211-36

US Regulatory Approval	February 2009
Number of Devices Enrolled in Study	122
Active Devices Enrolled in Study	0
Cumulative Months of Follow-up	6,388
Estimated Longevity	(see table on page 125)
Max. Delivered Energy	36 joules

QUALIFYING COMPLICATIONS	QTY	RATE
Inappropriate Shock	1	0.82%
Premature Battery Depletion	1	0.82%

	MALFUNCTIONS W/ COMPROMISED THERAPY		MALFUNCTIONS W/O COMPROMISED THERAPY	
	QTY	RATE	QTY	RATE
Electrical Component	0	0.00%	0	0.00%
Electrical Interconnect	0	0.00%	0	0.00%
Battery	0	0.00%	0	0.00%
High Voltage Capacitor	0	0.00%	0	0.00%
Software/Firmware	0	0.00%	2	1.64%
Mechanical	0	0.00%	0	0.00%
Possible Early Battery Depletion	0	0.00%	0	0.00%
Other	1	0.82%	1	0.82%
<b>Total</b>	<b>1</b>	<b>0.82%</b>	<b>3</b>	<b>2.46%</b>



#### ACTIVELY MONITORED STUDY DATA

YEAR	1	2	3	4	5
SURVIVAL PROBABILITY	99.13%	98.16%	98.16%	98.16%	98.16%
± 1 STANDARD ERROR	0.87%	1.29%	1.29%	1.29%	1.29%
SAMPLE SIZE	120	100	80	60	50

# Dual-Chamber Implantable Cardioverter Defibrillator (ICD) Devices

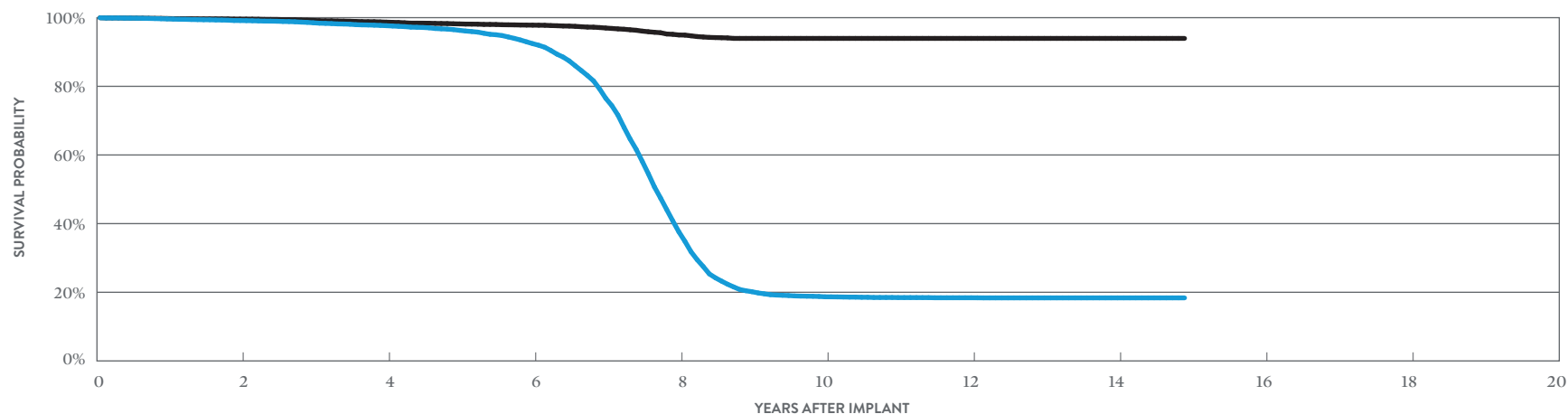
## CUSTOMER REPORTED PERFORMANCE DATA

### Current™ DR RF

#### MODEL 2207-36

US Regulatory Approval	September 2007
Registered US Implants	22,390
Estimated Active US Implants	2,252
Estimated Longevity	(see table on page 125)
Normal Battery Depletion	3,705
Max. Delivered Energy	36 joules
Number of US Advisories (see pg. 301)	One

	MALFUNCTIONS W/ COMPROMISED THERAPY		MALFUNCTIONS W/O COMPROMISED THERAPY	
	QTY	RATE	QTY	RATE
Electrical Component	11	0.05%	12	0.05%
Electrical Interconnect	6	0.03%	2	<0.01%
Battery	21	0.09%	9	0.04%
High Voltage Capacitor	1	<0.01%	0	0.00%
Software/Firmware	4	0.02%	48	0.21%
Mechanical	1	<0.01%	23	0.10%
Possible Early Battery Depletion	40	0.18%	21	0.09%
Other	35	0.16%	6	0.03%
<b>Total</b>	<b>119</b>	<b>0.53%</b>	<b>121</b>	<b>0.54%</b>



#### INCLUDING NORMAL BATTERY DEPLETION

YEAR	2	4	6	8	10	12	14	AT 179 MONTHS
SURVIVAL PROBABILITY	99.16%	97.66%	92.43%	37.61%	18.68%	18.40%	18.37%	18.37%
± 1 STANDARD ERROR	0.07%	0.12%	0.23%	0.46%	0.34%	0.34%	0.34%	0.34%
SAMPLE SIZE	17,890	13,930	10,960	6,530	3,080	2,640	1,660	240

#### EXCLUDING NORMAL BATTERY DEPLETION

YEAR	2	4	6	8	10	12	14	AT 179 MONTHS
SURVIVAL PROBABILITY	99.59%	98.70%	97.82%	94.96%	93.96%	93.96%	93.96%	93.96%
± 1 STANDARD ERROR	0.05%	0.09%	0.12%	0.22%	0.27%	0.27%	0.27%	0.27%

# Dual-Chamber Implantable Cardioverter Defibrillator (ICD) Devices

## ACTIVELY MONITORED STUDY DATA

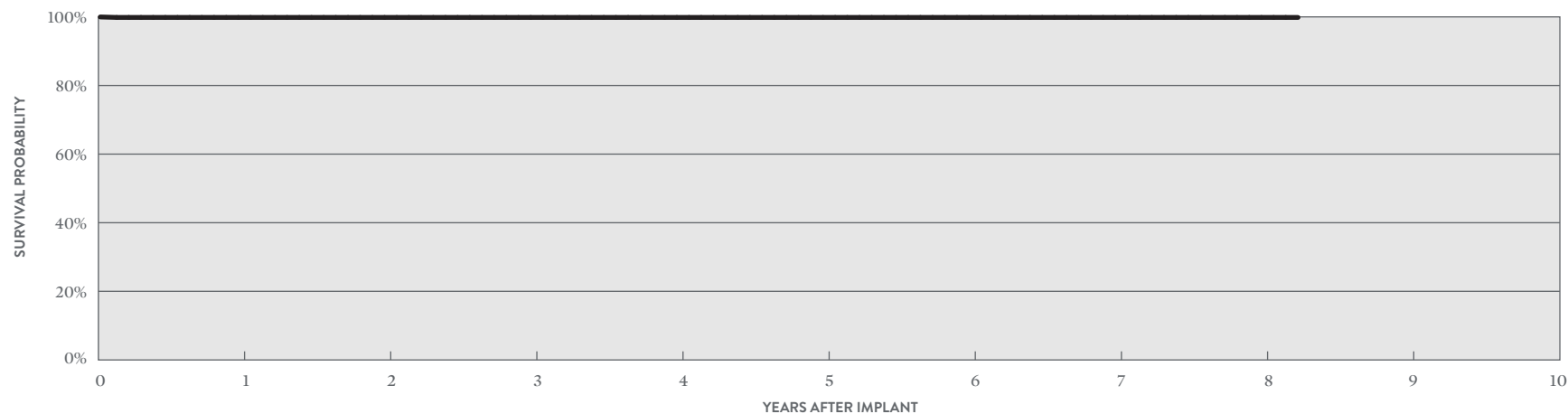
### Current™ DR RF

#### MODEL 2207-36

US Regulatory Approval	September 2007
Number of Devices Enrolled in Study	631
Active Devices Enrolled in Study	0
Cumulative Months of Follow-up	33,069
Estimated Longevity	(see table on page 125)
Max. Delivered Energy	36 joules

QUALIFYING COMPLICATIONS	QTY	RATE
Inappropriate Shock	1	0.16%

	MALFUNCTIONS W/ COMPROMISED THERAPY		MALFUNCTIONS W/O COMPROMISED THERAPY	
	QTY	RATE	QTY	RATE
Electrical Component	0	0.00%	0	0.00%
Electrical Interconnect	0	0.00%	0	0.00%
Battery	0	0.00%	0	0.00%
High Voltage Capacitor	0	0.00%	0	0.00%
Software/Firmware	0	0.00%	2	0.32%
Mechanical	0	0.00%	0	0.00%
Possible Early Battery Depletion	1	0.16%	1	0.16%
Other	0	0.00%	0	0.00%
<b>Total</b>	<b>1</b>	<b>0.16%</b>	<b>3</b>	<b>0.48%</b>



#### ACTIVELY MONITORED STUDY DATA

YEAR	1	2	3	4	5	6	7	8	AT 99 MONTHS
SURVIVAL PROBABILITY	99.84%	99.84%	99.84%	99.84%	99.84%	99.84%	99.84%	99.84%	99.84%
± 1 STANDARD ERROR	0.16%	0.16%	0.16%	0.16%	0.16%	0.16%	0.16%	0.16%	0.16%
SAMPLE SIZE	600	520	420	340	270	220	170	100	50

# Dual-Chamber Implantable Cardioverter Defibrillator (ICD) Devices

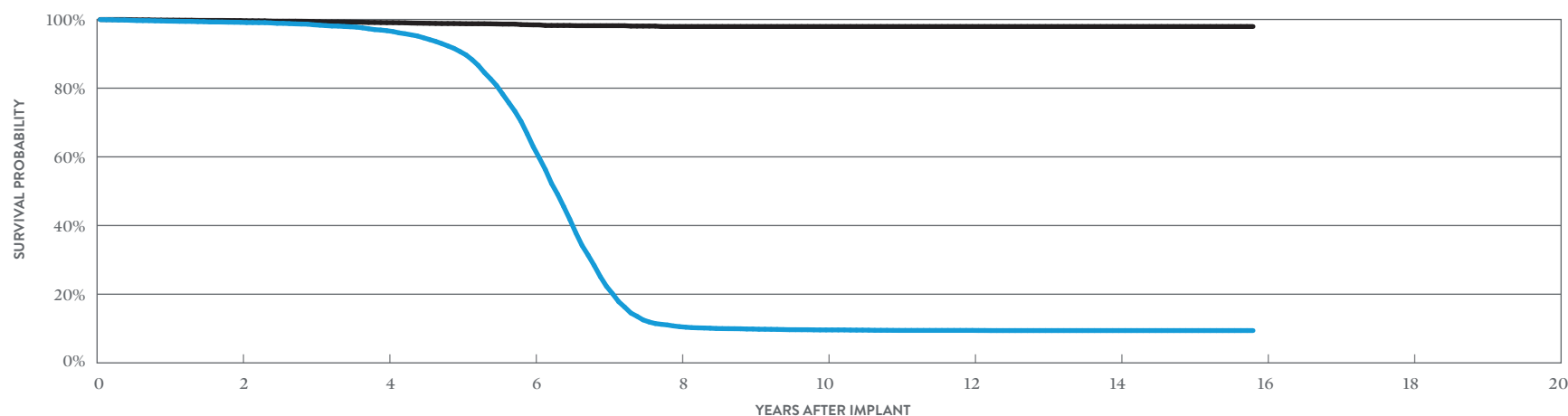
## CUSTOMER REPORTED PERFORMANCE DATA

### Atlas™ II + DR

#### MODEL V-268

US Regulatory Approval	July 2006
Registered US Implants	14,713
Estimated Active US Implants	945
Estimated Longevity	(see table on page 125)
Normal Battery Depletion	2,968
Max. Delivered Energy	36 joules
Number of US Advisories (see pg. 306)	One

	MALFUNCTIONS W/ COMPROMISED THERAPY		MALFUNCTIONS W/O COMPROMISED THERAPY	
	QTY	RATE	QTY	RATE
Electrical Component	6	0.04%	4	0.03%
Electrical Interconnect	4	0.03%	0	0.00%
Battery	9	0.06%	3	0.02%
High Voltage Capacitor	0	0.00%	0	0.00%
Software/Firmware	0	0.00%	0	0.00%
Mechanical	0	0.00%	1	<0.01%
Possible Early Battery Depletion	19	0.13%	6	0.04%
Other	9	0.06%	5	0.03%
<b>Total</b>	<b>47</b>	<b>0.32%</b>	<b>19</b>	<b>0.13%</b>



#### INCLUDING NORMAL BATTERY DEPLETION

YEAR	2	4	6	8	10	12	14	AT 190 MONTHS
SURVIVAL PROBABILITY	99.17%	96.74%	62.96%	10.55%	9.60%	9.46%	9.42%	9.42%
± 1 STANDARD ERROR	0.08%	0.18%	0.55%	0.31%	0.29%	0.29%	0.29%	0.29%
SAMPLE SIZE	11,550	8,530	5,640	1,860	1,250	1,120	910	220

#### EXCLUDING NORMAL BATTERY DEPLETION

YEAR	2	4	6	8	10	12	14	AT 190 MONTHS
SURVIVAL PROBABILITY	99.68%	99.08%	98.43%	97.95%	97.95%	97.95%	97.95%	97.95%
± 1 STANDARD ERROR	0.05%	0.09%	0.14%	0.20%	0.20%	0.20%	0.20%	0.20%

# Dual-Chamber Implantable Cardioverter Defibrillator (ICD) Devices

## ACTIVELY MONITORED STUDY DATA

### Atlas™ II + DR

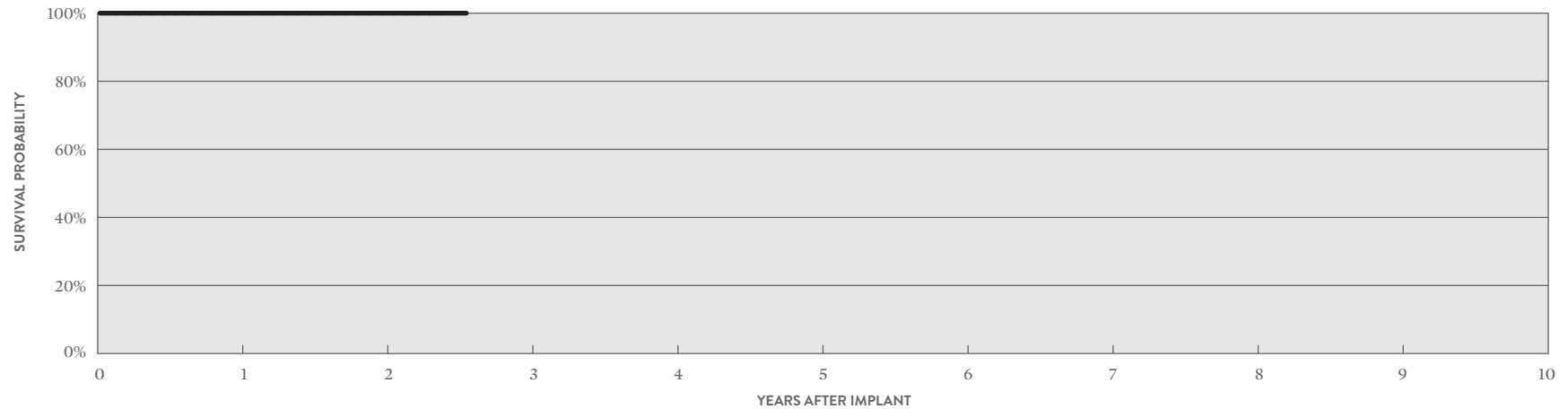
#### MODEL V-268

US Regulatory Approval	July 2006
Number of Devices Enrolled in Study	101
Active Devices Enrolled in Study	0
Cumulative Months of Follow-up	3,805
Estimated Longevity	(see table on page 125)
Max. Delivered Energy	36 joules

#### QUALIFYING COMPLICATIONS

None Reported

	MALFUNCTIONS W/ COMPROMISED THERAPY		MALFUNCTIONS W/O COMPROMISED THERAPY	
	QTY	RATE	QTY	RATE
Electrical Component	0	0.00%	0	0.00%
Electrical Interconnect	0	0.00%	0	0.00%
Battery	0	0.00%	0	0.00%
High Voltage Capacitor	0	0.00%	0	0.00%
Software/Firmware	0	0.00%	0	0.00%
Mechanical	0	0.00%	0	0.00%
Possible Early Battery Depletion	0	0.00%	0	0.00%
Other	2	1.98%	0	0.00%
<b>Total</b>	<b>2</b>	<b>1.98%</b>	<b>0</b>	<b>0.00%</b>



#### ACTIVELY MONITORED STUDY DATA

YEAR	1	2	AT 31 MONTHS
SURVIVAL PROBABILITY	100.00%	100.00%	100.00%
± 1 STANDARD ERROR	0.00%	0.00%	0.00%
SAMPLE SIZE	100	80	50

# Dual-Chamber Implantable Cardioverter Defibrillator (ICD) Devices

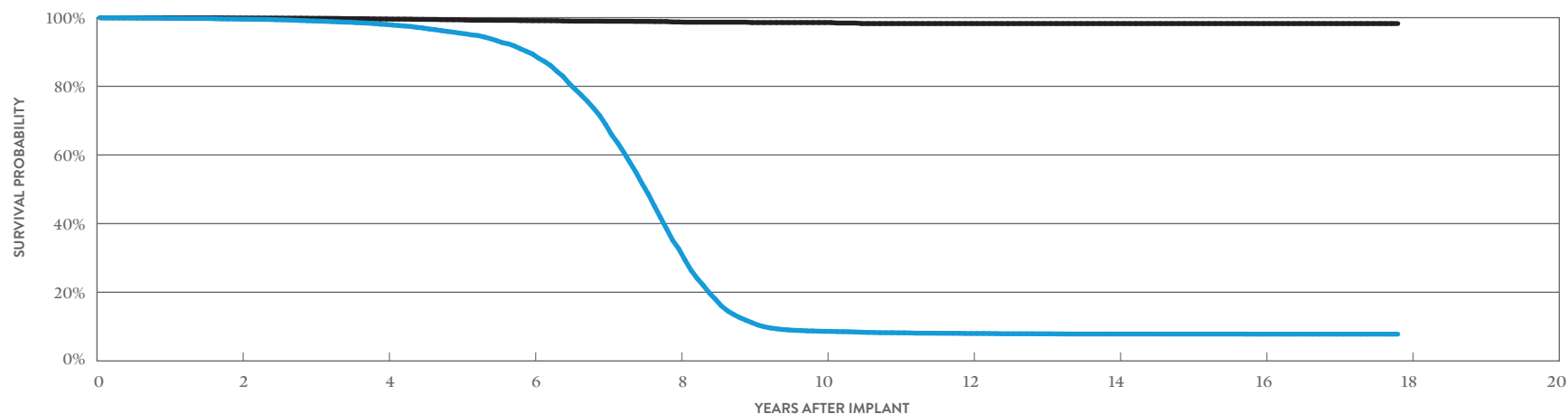
## CUSTOMER REPORTED PERFORMANCE DATA

### Atlas™ + DR

#### MODEL V-243

US Regulatory Approval	October 2003
Registered US Implants	21,082
Estimated Active US Implants	970
Estimated Longevity	(see table on page 125)
Normal Battery Depletion	3,712
Max. Delivered Energy	36 joules
Number of US Advisories (see pgs. 306, 307, 308)	Three

	MALFUNCTIONS W/ COMPROMISED THERAPY		MALFUNCTIONS W/O COMPROMISED THERAPY	
	QTY	RATE	QTY	RATE
Electrical Component	5	0.02%	3	0.01%
Electrical Interconnect	1	<0.01%	0	0.00%
Battery	12	0.06%	4	0.02%
High Voltage Capacitor	1	<0.01%	0	0.00%
Software/Firmware	0	0.00%	0	0.00%
Mechanical	0	0.00%	4	0.02%
Possible Early Battery Depletion	6	0.03%	4	0.02%
Other	17	0.08%	2	<0.01%
<b>Total</b>	<b>42</b>	<b>0.20%</b>	<b>17</b>	<b>0.08%</b>



#### INCLUDING NORMAL BATTERY DEPLETION

YEAR	2	4	6	8	10	12	14	16	AT 214 MONTHS
SURVIVAL PROBABILITY	99.57%	98.02%	89.39%	32.63%	8.62%	7.99%	7.84%	7.81%	7.81%
± 1 STANDARD ERROR	0.05%	0.12%	0.29%	0.50%	0.25%	0.24%	0.24%	0.24%	0.24%
SAMPLE SIZE	16,710	12,480	8,850	4,750	1,590	1,260	1,120	900	200

#### EXCLUDING NORMAL BATTERY DEPLETION

YEAR	2	4	6	8	10	12	14	16	AT 214 MONTHS
SURVIVAL PROBABILITY	99.90%	99.61%	99.13%	98.74%	98.57%	98.28%	98.28%	98.28%	98.28%
± 1 STANDARD ERROR	0.02%	0.05%	0.09%	0.12%	0.15%	0.21%	0.21%	0.21%	0.21%

**BATTERY LONGEVITY SUMMARY**

**Dual-Chamber  
Implantable Cardioverter  
Defibrillator (ICD) Devices**



## Dual-Chamber Implantable Cardioverter Defibrillator (ICD) Devices

### Battery Longevity (years)

MODELS	FAMILY	NO PACING	25% PACING	50% PACING	100% PACING
CDDRA500Q	Gallant™ DR†	10.6	9.9	9.3	8.2
CD2411-36Q	Ellipse™ DR*	10.4	9.6	8.9	7.7
CD2411-36C	Ellipse™ DR*	10.4	9.6	8.9	7.7
CD2357-40Q	Fortify Assura™ DR**	11.1	10.2	9.5	8.3
CD2357-40C	Fortify Assura™ DR**	11.1	10.2	9.5	8.3
CD2311-36Q	Ellipse™ DR*	10.4	9.6	8.9	7.7
CD2311-36	Ellipse™ DR*	10.4	9.6	8.9	7.7
CD2257-40Q	Fortify Assura™ DR**	11.1	10.2	9.5	8.3
CD2257-40	Fortify Assura™ DR**	11.1	10.2	9.5	8.3
CD2231-40Q	Fortify™ DR**	10.1	9.3	8.6	7.5
CD2231-40	Fortify™ DR**	10.1	9.3	8.6	7.5
CD2211-36Q	Current™ + DR***	8.2	7.5	7.0	6.1
CD2211-36	Current™ + DR***	8.2	7.5	7.0	6.1
2207-36	Current™ DR RF****	8.2	7.5	7.0	6.1
V-268	Atlas™ II + DR****	8.2	7.5	7.0	6.1
V-243	Atlas™ + DR****	7.9	7.3	6.9	6.1

Pacing parameters: DDD, 2.5V, 0.5 ms, 60 ppm, 500 ohms

\* Battery voltage range 3.20-2.59. Two maximum charges per year.

\*\* Battery voltage range 3.20-2.59. Three maximum charges per year.

\*\*\* Battery voltage range: 3.20-2.45. Four maximum charges per year as well as monthly charging during the battery's mid-life voltage range.

†Capacitor maintenance interval: 1 charge per every 9 months

**SUMMARY INFORMATION**

**Dual-Chamber  
Implantable Cardioverter  
Defibrillator (ICD) Devices**

## Dual-Chamber Implantable Cardioverter Defibrillator (ICD) Devices Survival Probability Summary

### INCLUDING NORMAL BATTERY DEPLETION

MODELS	FAMILY	1 YEAR	2 YEAR	3 YEAR	4 YEAR	5 YEAR	6 YEAR	7 YEAR	8 YEAR	9 YEAR	10 YEAR
CDDRA500Q	Gallant™ DR*	99.98%	99.82%								
CD2411-36Q	Ellipse™ DR	99.89%	99.86%	99.76%	99.68%	99.53%	99.18%	96.56%	88.97%	88.37%	
CD2411-36C	Ellipse™ DR	99.79%	99.73%	99.70%	99.51%	99.22%	98.77%	95.23%	83.87%	83.22%	
CD2357-40Q	Fortify Assura™ DR	99.85%	99.80%	99.75%	99.66%	99.49%	99.33%	99.06%			
CD2357-40Q	Fortify Assura™ DR†	99.79%	99.32%	96.48%	91.15%	85.72%	82.03%	77.98%	73.80%	73.05%	
CD2357-40C	Fortify Assura™ DR	99.89%	99.86%	99.80%	99.70%	99.46%	99.33%	99.21%			
CD2357-40C	Fortify Assura™ DR†	99.72%	99.41%	97.41%	92.66%	87.81%	84.73%	80.83%	76.88%	76.44%	
CD2311-36Q	Ellipse™ DR	99.04%	98.01%	97.13%	95.75%	94.75%	92.23%	85.43%	78.97%	77.81%	77.25%
CD2311-36	Ellipse™ DR	98.93%	97.68%	96.95%	96.09%	94.29%	92.20%	84.66%	78.72%	77.46%	77.46%
CD2257-40Q	Fortify Assura™ DR†	99.87%	99.63%	99.11%	96.97%	93.19%	89.87%	87.35%	85.06%	83.53%	82.50%
CD2257-40	Fortify Assura™ DR†	99.85%	99.62%	99.42%	98.00%	95.09%	91.90%	88.75%	87.22%	85.57%	84.52%
CD2231-40Q	Fortify™ DR†	99.73%	99.52%	98.92%	97.99%	96.29%	93.19%	88.92%	85.81%	81.58%	76.11%
CD2231-40	Fortify™ DR†	99.88%	99.66%	99.15%	98.37%	96.74%	93.43%	89.32%	86.21%	82.69%	78.65%
CD2211-36Q	Current™ + DR	99.78%	99.33%	98.95%	98.47%	97.08%	93.32%	73.43%	31.69%	21.42%	20.50%
CD2211-36	Current™ + DR	99.75%	99.53%	99.15%	98.26%	97.45%	92.98%	67.97%	28.65%	21.88%	21.13%
2207-36	Current™ DR RF	99.64%	99.16%	98.51%	97.66%	96.31%	92.43%	76.52%	37.61%	20.16%	18.68%
V-268	Atlas™ II + DR	99.52%	99.17%	98.45%	96.74%	90.66%	62.96%	22.32%	10.55%	9.87%	9.60%
V-243	Atlas™ + DR	99.79%	99.57%	99.04%	98.02%	95.50%	89.39%	68.82%	32.63%	11.15%	8.62%

†Premature battery depletion advisory population.

## Dual-Chamber Implantable Cardioverter Defibrillator (ICD) Devices

### Survival Probability Summary

#### EXCLUDING NORMAL BATTERY DEPLETION

MODELS	FAMILY	1 YEAR	2 YEAR	3 YEAR	4 YEAR	5 YEAR	6 YEAR	7 YEAR	8 YEAR	9 YEAR	10 YEAR
CDDRA500Q	Gallant™ DR*	99.98%	99.82%								
CD2411-36Q	Ellipse™ DR	99.90%	99.87%	99.84%	99.80%	99.78%	99.78%	99.71%	99.65%	99.52%	
CD2411-36C	Ellipse™ DR	99.83%	99.76%	99.76%	99.61%	99.58%	99.49%	99.22%	98.77%	98.54%	
CD2357-40Q	Fortify Assura™ DR	99.87%	99.82%	99.77%	99.72%	99.70%	99.70%	99.70%			
CD2357-40Q	Fortify Assura™ DR†	99.84%	99.40%	96.62%	91.37%	86.02%	82.63%	79.04%	76.30%	75.52%	
CD2357-40C	Fortify Assura™ DR	99.89%	99.86%	99.84%	99.80%	99.62%	99.62%	99.62%			
CD2357-40C	Fortify Assura™ DR†	99.80%	99.58%	97.61%	93.05%	88.49%	85.55%	82.35%	80.15%	79.91%	
CD2311-36Q	Ellipse™ DR	99.13%	98.16%	97.41%	96.31%	95.76%	95.17%	94.53%	94.15%	94.06%	94.06%
CD2311-36	Ellipse™ DR	99.02%	98.02%	97.46%	96.91%	96.28%	96.10%	95.62%	95.38%	95.08%	95.08%
CD2257-40Q	Fortify Assura™ DR†	99.87%	99.72%	99.33%	97.29%	93.66%	90.69%	89.24%	88.12%	87.29%	87.05%
CD2257-40	Fortify Assura™ DR†	99.90%	99.73%	99.53%	98.18%	95.34%	92.53%	90.64%	89.91%	89.37%	89.22%
CD2231-40Q	Fortify™ DR†	99.87%	99.76%	99.31%	98.62%	97.42%	94.98%	91.84%	89.32%	88.23%	87.92%
CD2231-40	Fortify™ DR†	99.95%	99.86%	99.48%	98.85%	97.71%	95.47%	93.22%	91.18%	90.53%	90.26%
CD2211-36Q	Current™ + DR	99.85%	99.58%	99.41%	99.22%	98.82%	98.53%	97.55%	95.65%	95.52%	95.52%
CD2211-36	Current™ + DR	99.90%	99.76%	99.47%	98.95%	98.76%	98.01%	96.59%	95.86%	95.86%	95.86%
2207-36	Current™ DR RF	99.75%	99.59%	99.20%	98.70%	98.18%	97.82%	96.98%	94.96%	93.96%	93.96%
V-268	Atlas™ II + DR	99.81%	99.68%	99.39%	99.08%	98.79%	98.43%	98.19%	97.95%	97.95%	97.95%
V-243	Atlas™ + DR	99.97%	99.90%	99.80%	99.61%	99.39%	99.13%	98.95%	98.74%	98.57%	98.57%

†Premature battery depletion advisory population.

# Dual-Chamber Implantable Cardioverter Defibrillator (ICD) Devices

## US Malfunction Summary

### WITH COMPROMISED THERAPY

MODELS	FAMILY	REGISTERED US IMPLANTS	PERCENT RETURNED FOR ANALYSIS	ELECTRICAL COMPONENT		ELECTRICAL INTERCONNECT		BATTERY		HIGH VOLTAGE CAPACITOR		SOFTWARE/ FIRMWARE		MECHANICAL		POSSIBLE EARLY BATTERY DEPLETION		OTHER		TOTAL	
				QTY	RATE	QTY	RATE	QTY	RATE	QTY	RATE	QTY	RATE	QTY	RATE	QTY	RATE	QTY	RATE	QTY	RATE
CDDRA500Q	Gallant™ DR	18,126	0.90%	0	0.00%	0	0.00%	0	0.00%	0	0.00%	0	0.00%	0	0.00%	0	0.00%	0	0.00%	0	0.00%
CD2411-36Q	Ellipse™ DR	33,203	5.60%	3	<0.01%	1	<0.01%	0	0.00%	2	<0.01%	1	<0.01%	1	<0.01%	0	0.00%	2	<0.01%	10	0.03%
CD2411-36C	Ellipse™ DR	11,681	8.20%	3	0.03%	0	0.00%	0	0.00%	7	0.06%	0	0.00%	0	0.00%	0	0.00%	1	<0.01%	11	0.09%
CD2357-40Q	Fortify Assura™ DR	42,079	4.70%	3	<0.01%	0	0.00%	2	<0.01%	3	<0.01%	0	0.00%	0	0.00%	0	0.00%	7	0.02%	15	0.04%
CD2357-40Q	Fortify Assura™ DR†	12,263	19.10%	3	0.02%	1	<0.01%	0	0.00%	0	0.00%	0	0.00%	0	0.00%	73	0.60%	1	<0.01%	78	0.64%
CD2357-40C	Fortify Assura™ DR	11,471	5.80%	2	0.02%	0	0.00%	0	0.00%	1	<0.01%	0	0.00%	0	0.00%	0	0.00%	0	0.00%	3	0.03%
CD2357-40C	Fortify Assura™ DR†	6,955	20.70%	3	0.04%	2	0.03%	1	0.01%	0	0.00%	0	0.00%	0	0.00%	33	0.47%	2	0.03%	41	0.59%
CD2311-36Q	Ellipse™ DR	5,899	14.20%	3	0.05%	0	0.00%	0	0.00%	65	1.10%	1	0.02%	2	0.03%	0	0.00%	5	0.08%	76	1.29%
CD2311-36	Ellipse™ DR	3,748	15.10%	5	0.13%	0	0.00%	0	0.00%	22	0.59%	0	0.00%	4	0.11%	0	0.00%	5	0.13%	36	0.96%
CD2257-40Q	Fortify Assura™ DR†	6,797	17.30%	5	0.07%	0	0.00%	1	0.01%	0	0.00%	0	0.00%	0	0.00%	27	0.40%	3	0.04%	36	0.53%
CD2257-40	Fortify Assura™ DR†	4,235	19.30%	2	0.05%	0	0.00%	1	0.02%	1	0.02%	0	0.00%	0	0.00%	13	0.31%	0	0.00%	17	0.40%
CD2231-40Q	Fortify™ DR†	26,878	17.20%	10	0.04%	3	0.01%	28	0.10%	5	0.02%	1	<0.01%	0	0.00%	164	0.61%	16	0.06%	227	0.84%
CD2231-40	Fortify™ DR†	12,092	19.00%	9	0.07%	1	<0.01%	5	0.04%	8	0.07%	0	0.00%	0	0.00%	59	0.49%	5	0.04%	87	0.72%
CD2211-36Q	Current™ + DR	8,148	29.00%	6	0.07%	0	0.00%	6	0.07%	3	0.04%	1	0.01%	0	0.00%	4	0.05%	5	0.06%	25	0.31%
CD2211-36	Current™ + DR	6,271	29.90%	3	0.05%	2	0.03%	8	0.13%	1	0.02%	1	0.02%	0	0.00%	9	0.14%	6	0.10%	30	0.48%
2207-36	Current™ DR RF	22,390	28.90%	11	0.05%	6	0.03%	21	0.09%	1	<0.01%	4	0.02%	1	<0.01%	40	0.18%	35	0.16%	119	0.53%
V-268	Atlas™ II + DR	14,713	29.90%	6	0.04%	4	0.03%	9	0.06%	0	0.00%	0	0.00%	0	0.00%	19	0.13%	9	0.06%	47	0.32%
V-243	Atlas™ + DR	21,082	27.40%	5	0.02%	1	<0.01%	12	0.06%	1	<0.01%	0	0.00%	0	0.00%	6	0.03%	17	0.08%	42	0.20%

Definitions of malfunction categories can be found on [pages 5-6](#).

†Premature battery depletion advisory population.

# Dual-Chamber Implantable Cardioverter Defibrillator (ICD) Devices

## US Malfunction Summary

### WITHOUT COMPROMISED THERAPY

MODELS	FAMILY	REGISTERED US IMPLANTS	PERCENT RETURNED FOR ANALYSIS	ELECTRICAL COMPONENT		ELECTRICAL INTERCONNECT		BATTERY		HIGH VOLTAGE CAPACITOR		SOFTWARE/ FIRMWARE		MECHANICAL		POSSIBLE EARLY BATTERY DEPLETION		OTHER		TOTAL	
				QTY	RATE	QTY	RATE	QTY	RATE	QTY	RATE	QTY	RATE	QTY	RATE	QTY	RATE	QTY	RATE	QTY	RATE
CDDRA500Q	Gallant™ DR	18,126	0.90%	3	0.02%	0	0.00%	0	0.00%	1	<0.01%	0	0.00%	0	0.00%	0	0.00%	1	<0.01%	5	0.03%
CD2411-36Q	Ellipse™ DR	33,203	5.60%	8	0.02%	0	0.00%	0	0.00%	2	<0.01%	0	0.00%	4	0.01%	1	<0.01%	5	0.02%	20	0.06%
CD2411-36C	Ellipse™ DR	11,681	8.20%	8	0.07%	0	0.00%	0	0.00%	2	0.02%	0	0.00%	1	<0.01%	0	0.00%	5	0.04%	16	0.14%
CD2357-40Q	Fortify Assura™ DR	42,079	4.70%	15	0.04%	0	0.00%	2	<0.01%	1	<0.01%	0	0.00%	2	<0.01%	1	<0.01%	3	<0.01%	24	0.06%
CD2357-40Q	Fortify Assura™ DR†	12,263	19.10%	9	0.07%	0	0.00%	19	0.15%	0	0.00%	0	0.00%	1	<0.01%	640	5.22%	5	0.04%	674	5.50%
CD2357-40C	Fortify Assura™ DR	11,471	5.80%	4	0.03%	0	0.00%	0	0.00%	0	0.00%	2	0.02%	2	0.02%	0	0.00%	2	0.02%	10	0.09%
CD2357-40C	Fortify Assura™ DR†	6,955	20.70%	2	0.03%	1	0.01%	6	0.09%	0	0.00%	0	0.00%	0	0.00%	294	4.23%	1	0.01%	304	4.37%
CD2311-36Q	Ellipse™ DR	5,899	14.20%	10	0.17%	0	0.00%	1	0.02%	14	0.24%	0	0.00%	3	0.05%	0	0.00%	2	0.03%	30	0.51%
CD2311-36	Ellipse™ DR	3,748	15.10%	9	0.24%	0	0.00%	0	0.00%	8	0.21%	0	0.00%	3	0.08%	1	0.03%	2	0.05%	23	0.61%
CD2257-40Q	Fortify Assura™ DR†	6,797	17.30%	3	0.04%	0	0.00%	2	0.03%	0	0.00%	1	0.01%	1	0.01%	171	2.52%	1	0.01%	179	2.63%
CD2257-40	Fortify Assura™ DR†	4,235	19.30%	1	0.02%	0	0.00%	4	0.09%	0	0.00%	1	0.02%	0	0.00%	78	1.84%	4	0.09%	88	2.08%
CD2231-40Q	Fortify™ DR†	26,878	17.20%	11	0.04%	2	<0.01%	54	0.20%	2	<0.01%	2	<0.01%	0	0.00%	397	1.48%	13	0.05%	481	1.79%
CD2231-40	Fortify™ DR†	12,092	19.00%	3	0.02%	0	0.00%	9	0.07%	2	0.02%	1	<0.01%	1	<0.01%	135	1.12%	5	0.04%	156	1.29%
CD2211-36Q	Current™ + DR	8,148	29.00%	6	0.07%	0	0.00%	8	0.10%	0	0.00%	23	0.28%	2	0.02%	3	0.04%	5	0.06%	47	0.58%
CD2211-36	Current™ + DR	6,271	29.90%	2	0.03%	0	0.00%	4	0.06%	0	0.00%	16	0.26%	1	0.02%	4	0.06%	2	0.03%	29	0.46%
2207-36	Current™ DR RF	22,390	28.90%	12	0.05%	2	<0.01%	9	0.04%	0	0.00%	48	0.21%	23	0.10%	21	0.09%	6	0.03%	121	0.54%
V-268	Atlas™ II + DR	14,713	29.90%	4	0.03%	0	0.00%	3	0.02%	0	0.00%	0	0.00%	1	<0.01%	6	0.04%	5	0.03%	19	0.13%
V-243	Atlas™ + DR	21,082	27.40%	3	0.01%	0	0.00%	4	0.02%	0	0.00%	0	0.00%	4	0.02%	4	0.02%	2	<0.01%	17	0.08%

Definitions of malfunction categories can be found on [pages 5-6](#).

†Premature battery depletion advisory population.

# Dual-Chamber Implantable Cardioverter Defibrillator (ICD) Devices

## Worldwide Malfunction Summary

### WITH COMPROMISED THERAPY

MODELS	FAMILY	WORLDWIDE SALES	PERCENT RETURNED FOR ANALYSIS	ELECTRICAL COMPONENT		ELECTRICAL INTERCONNECT		BATTERY		HIGH VOLTAGE CAPACITOR		SOFTWARE/FIRMWARE		MECHANICAL		POSSIBLE EARLY BATTERY DEPLETION		OTHER		TOTAL	
				QTY	RATE	QTY	RATE	QTY	RATE	QTY	RATE	QTY	RATE	QTY	RATE	QTY	RATE	QTY	RATE	QTY	RATE
CDDRA500Q	Gallant™ DR	28,556	0.00%	0	0.00%	0	0.00%	0	0.00%	0	0.00%	0	0.00%	0	0.00%	0	0.00%	0	0.00%	0	0.00%
CD2411-36Q	Ellipse™ DR	33,697	0.00%	3	<0.01%	1	<0.01%	0	0.00%	2	<0.01%	1	<0.01%	1	<0.01%	0	0.00%	2	<0.01%	10	0.03%
CD2411-36C	Ellipse™ DR	11,798	0.00%	3	0.03%	0	0.00%	0	0.00%	7	0.06%	0	0.00%	0	0.00%	0	0.00%	1	<0.01%	11	0.09%
CD2357-40Q	Fortify Assura™ DR	54,908	0.00%	6	0.01%	1	<0.01%	2	<0.01%	3	<0.01%	0	0.00%	0	0.00%	73	0.13%	8	0.01%	93	0.17%
CD2357-40C	Fortify Assura™ DR	18,610	0.00%	5	0.03%	2	0.01%	1	<0.01%	1	<0.01%	0	0.00%	0	0.00%	33	0.18%	2	0.01%	44	0.24%
CD2311-36Q	Ellipse™ DR	5,882	0.00%	3	0.05%	0	0.00%	0	0.00%	65	1.11%	1	0.02%	2	0.03%	0	0.00%	5	0.09%	76	1.29%
CD2311-36	Ellipse™ DR	3,749	0.00%	5	0.13%	0	0.00%	0	0.00%	22	0.59%	0	0.00%	4	0.11%	0	0.00%	5	0.13%	36	0.96%
CD2257-40Q	Fortify Assura™ DR	6,780	0.00%	5	0.07%	0	0.00%	1	0.01%	0	0.00%	0	0.00%	0	0.00%	27	0.40%	3	0.04%	36	0.53%
CD2257-40	Fortify Assura™ DR	4,234	0.00%	2	0.05%	0	0.00%	1	0.02%	1	0.02%	0	0.00%	0	0.00%	13	0.31%	0	0.00%	17	0.40%
CD2231-40Q	Fortify™ DR	29,058	0.00%	11	0.04%	3	0.01%	29	0.10%	5	0.02%	1	<0.01%	0	0.00%	172	0.59%	17	0.06%	238	0.82%
CD2231-40	Fortify™ DR	17,544	0.00%	9	0.05%	2	0.01%	5	0.03%	8	0.05%	0	0.00%	0	0.00%	63	0.36%	6	0.03%	93	0.53%
CD2211-36Q	Current™ + DR	15,224	0.00%	9	0.06%	1	<0.01%	9	0.06%	8	0.05%	1	<0.01%	0	0.00%	8	0.05%	16	0.11%	52	0.34%
CD2211-36	Current™ + DR	13,483	0.00%	8	0.06%	5	0.04%	11	0.08%	4	0.03%	1	<0.01%	0	0.00%	12	0.09%	10	0.07%	51	0.38%
2207-36	Current™ DR RF	33,051	0.00%	18	0.05%	11	0.03%	30	0.09%	12	0.04%	5	0.02%	2	<0.01%	60	0.18%	47	0.14%	185	0.56%
V-268	Atlas™ II + DR	25,779	0.00%	15	0.06%	5	0.02%	19	0.07%	1	<0.01%	0	0.00%	0	0.00%	32	0.12%	20	0.08%	92	0.36%
V-243	Atlas™ + DR	34,105	0.00%	5	0.01%	3	<0.01%	25	0.07%	1	<0.01%	0	0.00%	0	0.00%	14	0.04%	30	0.09%	78	0.23%

Definitions of malfunction categories can be found on [pages 5-6](#).

# Dual-Chamber Implantable Cardioverter Defibrillator (ICD) Devices

## Worldwide Malfunction Summary

### WITHOUT COMPROMISED THERAPY

MODELS	FAMILY	WORLDWIDE SALES	PERCENT RETURNED FOR ANALYSIS	ELECTRICAL COMPONENT		ELECTRICAL INTERCONNECT		BATTERY		HIGH VOLTAGE CAPACITOR		SOFTWARE/FIRMWARE		MECHANICAL		POSSIBLE EARLY BATTERY DEPLETION		OTHER		TOTAL	
				QTY	RATE	QTY	RATE	QTY	RATE	QTY	RATE	QTY	RATE	QTY	RATE	QTY	RATE	QTY	RATE	QTY	RATE
CDDRA500Q	Gallant™ DR	28,556	0.85%	4	0.01%	1	<0.01%	0	0.00%	1	<0.01%	0	0.00%	0	0.00%	0	0.00%	1	<0.01%	7	0.02%
CD2411-36Q	Ellipse™ DR	33,697	5.72%	8	0.02%	0	0.00%	0	0.00%	2	<0.01%	0	0.00%	3	<0.01%	1	<0.01%	5	0.01%	19	0.06%
CD2411-36C	Ellipse™ DR	11,798	8.72%	8	0.07%	0	0.00%	0	0.00%	2	0.02%	0	0.00%	1	<0.01%	0	0.00%	5	0.04%	16	0.14%
CD2357-40Q	Fortify Assura™ DR	54,908	8.09%	24	0.04%	0	0.00%	21	0.04%	2	<0.01%	0	0.00%	3	<0.01%	641	1.17%	8	0.01%	699	1.27%
CD2357-40C	Fortify Assura™ DR	18,610	11.80%	6	0.03%	1	<0.01%	6	0.03%	0	0.00%	2	0.01%	2	0.01%	294	1.58%	4	0.02%	315	1.69%
CD2311-36Q	Ellipse™ DR	5,882	15.71%	10	0.17%	0	0.00%	1	0.02%	14	0.24%	0	0.00%	3	0.05%	0	0.00%	2	0.03%	30	0.51%
CD2311-36	Ellipse™ DR	3,749	16.00%	9	0.24%	0	0.00%	0	0.00%	8	0.21%	0	0.00%	3	0.08%	1	0.03%	2	0.05%	23	0.61%
CD2257-40Q	Fortify Assura™ DR	6,780	17.74%	3	0.04%	0	0.00%	2	0.03%	0	0.00%	1	0.01%	1	0.01%	171	2.52%	1	0.01%	179	2.64%
CD2257-40	Fortify Assura™ DR	4,234	19.89%	1	0.02%	0	0.00%	4	0.09%	0	0.00%	1	0.02%	0	0.00%	78	1.84%	4	0.09%	88	2.08%
CD2231-40Q	Fortify™ DR	29,058	16.75%	13	0.04%	2	<0.01%	56	0.19%	2	<0.01%	2	<0.01%	0	0.00%	426	1.47%	13	0.04%	514	1.77%
CD2231-40	Fortify™ DR	17,544	14.12%	5	0.03%	0	0.00%	9	0.05%	2	0.01%	1	<0.01%	2	0.01%	155	0.88%	5	0.03%	179	1.02%
CD2211-36Q	Current™ + DR	15,224	18.33%	12	0.08%	0	0.00%	11	0.07%	2	0.01%	27	0.18%	3	0.02%	9	0.06%	10	0.07%	74	0.49%
CD2211-36	Current™ + DR	13,483	15.20%	2	0.01%	1	<0.01%	4	0.03%	1	<0.01%	20	0.15%	2	0.01%	5	0.04%	7	0.05%	42	0.31%
2207-36	Current™ DR RF	33,051	23.23%	20	0.06%	5	0.02%	15	0.05%	4	0.01%	109	0.33%	36	0.11%	30	0.09%	12	0.04%	231	0.70%
V-268	Atlas™ II + DR	25,779	19.57%	7	0.03%	0	0.00%	8	0.03%	1	<0.01%	0	0.00%	1	<0.01%	9	0.03%	6	0.02%	32	0.12%
V-243	Atlas™ + DR	34,105	19.13%	6	0.02%	0	0.00%	6	0.02%	0	0.00%	0	0.00%	8	0.02%	6	0.02%	4	0.01%	30	0.09%

Definitions of malfunction categories can be found on [pages 5-6](#).



## Dual-Chamber Implantable Cardioverter Defibrillator (ICD) Devices

### Actively Monitored Study Data Summary

#### QUALIFYING COMPLICATIONS

MODELS	NUMBER OF DEVICES ENROLLED	ACTIVE DEVICES ENROLLED	CUMULATIVE MONTHS OF FOLLOW-UP	INAPPROPRIATE SHOCK		LOSS OF TELEMETRY		PERICARDIAL EFFUSION		PREMATURE BATTERY DEPLETION		SKIN EROSION		TOTAL	
				QTY	RATE	QTY	RATE	QTY	RATE	QTY	RATE	QTY	RATE	QTY	RATE
CD2231-40Q	390	0	24,816	0	0.00%	0	0.00%	0	0.00%	7	1.79%	0	0.00%	7	1.79%
CD2231-40	177	0	9,249	0	0.00%	0	0.00%	0	0.00%	2	1.13%	0	0.00%	2	1.13%
CD2211-36Q	835	0	61,859	0	0.00%	0	0.00%	0	0.00%	4	0.48%	1	0.12%	5	0.60%
CD2211-36	122	0	6,388	1	0.82%	0	0.00%	0	0.00%	1	0.82%	0	0.00%	2	1.64%
2207-36	631	0	33,069	1	0.16%	0	0.00%	0	0.00%	0	0.00%	0	0.00%	1	0.16%
V-268	101	0	3,805	0	0.00%	0	0.00%	0	0.00%	0	0.00%	0	0.00%	0	0.00%

A list of of complications can be found on [page 12](#).

## Dual-Chamber Implantable Cardioverter Defibrillator (ICD) Devices

### Actively Monitored Study Data Summary

#### MALFUNCTIONS WITH COMPROMISED THERAPY

MODELS	FAMILY	NUMBER OF DEVICES ENROLLED	PERCENT RETURNED FOR ANALYSIS	ELECTRICAL COMPONENT		ELECTRICAL INTERCONNECT		BATTERY		HIGH VOLTAGE CAPACITOR		SOFTWARE/FIRMWARE		MECHANICAL		POSSIBLE EARLY BATTERY DEPLETION		OTHER		TOTAL	
				QTY	RATE	QTY	RATE	QTY	RATE	QTY	RATE	QTY	RATE	QTY	RATE	QTY	RATE	QTY	RATE	QTY	RATE
CD2231-40Q	Fortify™ DR	390	23.60%	0	0.00%	0	0.00%	1	0.26%	0	0.00%	0	0.00%	0	0.00%	2	0.51%	1	0.26%	4	1.03%
CD2231-40	Fortify™ DR	177	22.60%	0	0.00%	0	0.00%	0	0.00%	0	0.00%	0	0.00%	0	0.00%	1	0.56%	0	0.00%	1	0.56%
CD2211-36Q	Current™ + DR	835	36.00%	0	0.00%	0	0.00%	1	0.12%	0	0.00%	0	0.00%	0	0.00%	0	0.00%	1	0.12%	2	0.24%
CD2211-36	Current™ + DR	122	36.90%	0	0.00%	0	0.00%	0	0.00%	0	0.00%	0	0.00%	0	0.00%	0	0.00%	1	0.82%	1	0.82%
2207-36	Current™ DR RF	631	38.50%	0	0.00%	0	0.00%	0	0.00%	0	0.00%	0	0.00%	0	0.00%	1	0.16%	0	0.00%	1	0.16%
V-268	Atlas™ II + DR	101	33.70%	0	0.00%	0	0.00%	0	0.00%	0	0.00%	0	0.00%	0	0.00%	0	0.00%	2	1.98%	2	1.98%

#### MALFUNCTIONS WITHOUT COMPROMISED THERAPY

MODELS	FAMILY	NUMBER OF DEVICES ENROLLED	PERCENT RETURNED FOR ANALYSIS	ELECTRICAL COMPONENT		ELECTRICAL INTERCONNECT		BATTERY		HIGH VOLTAGE CAPACITOR		SOFTWARE/FIRMWARE		MECHANICAL		POSSIBLE EARLY BATTERY DEPLETION		OTHER		TOTAL	
				QTY	RATE	QTY	RATE	QTY	RATE	QTY	RATE	QTY	RATE	QTY	RATE	QTY	RATE	QTY	RATE	QTY	RATE
CD2231-40Q	Fortify™ DR	390	23.60%	0	0.00%	0	0.00%	1	0.26%	0	0.00%	0	0.00%	0	0.00%	7	1.79%	0	0.00%	8	2.05%
CD2231-40	Fortify™ DR	177	22.60%	0	0.00%	0	0.00%	0	0.00%	0	0.00%	0	0.00%	0	0.00%	3	1.69%	0	0.00%	3	1.69%
CD2211-36Q	Current™ + DR	835	36.00%	1	0.12%	0	0.00%	2	0.24%	0	0.00%	2	0.24%	0	0.00%	1	0.12%	2	0.24%	8	0.96%
CD2211-36	Current™ + DR	122	36.90%	0	0.00%	0	0.00%	0	0.00%	0	0.00%	2	1.64%	0	0.00%	0	0.00%	1	0.82%	3	2.46%
2207-36	Current™ DR RF	631	38.50%	0	0.00%	0	0.00%	0	0.00%	0	0.00%	2	0.32%	0	0.00%	1	0.16%	0	0.00%	3	0.48%
V-268	Atlas™ II + DR	101	33.70%	0	0.00%	0	0.00%	0	0.00%	0	0.00%	0	0.00%	0	0.00%	0	0.00%	0	0.00%	0	0.00%

Definitions of malfunction categories can be found on [pages 5-6](#).

**SINGLE-CHAMBER**  
**Implantable Cardioverter  
Defibrillator (ICD) Devices**

# Single-Chamber Implantable Cardioverter Defibrillator (ICD) Devices

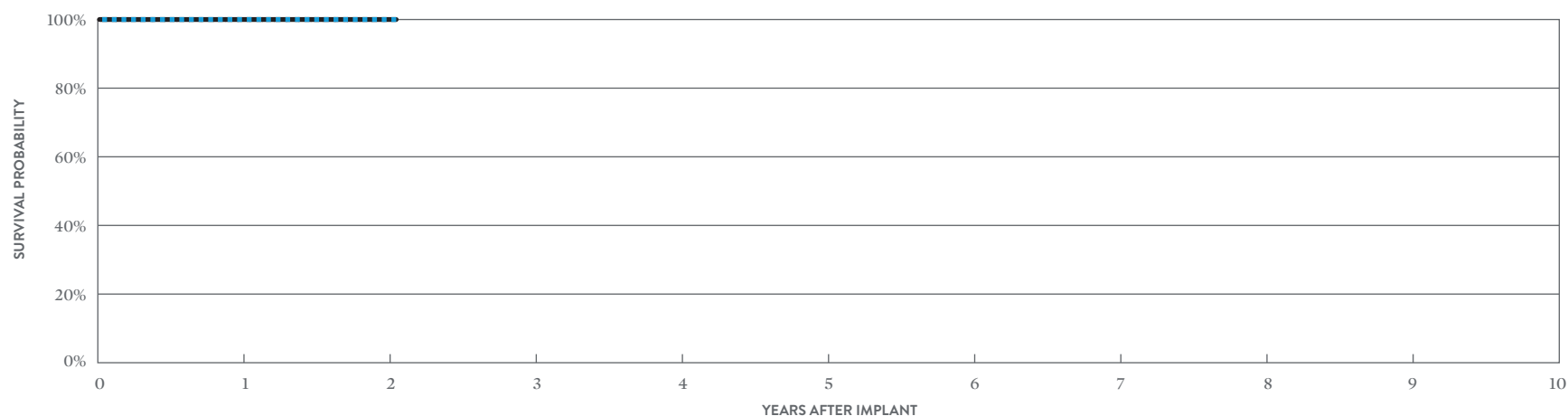
## CUSTOMER REPORTED PERFORMANCE DATA

### Gallant™ VR

#### MODEL CDVRA500Q\*

US Regulatory Approval	June 2020
Registered US Implants	8,542
Estimated Active US Implants	7,586
Estimated Longevity	(see table on page 158)
Normal Battery Depletion	0
Max. Delivered Energy	40 joules
Number of US Advisories	None

	MALFUNCTIONS W/ COMPROMISED THERAPY		MALFUNCTIONS W/O COMPROMISED THERAPY	
	QTY	RATE	QTY	RATE
Electrical Component	0	0.00%	0	0.00%
Electrical Interconnect	0	0.00%	0	0.00%
Battery	0	0.00%	0	0.00%
High Voltage Capacitor	0	0.00%	0	0.00%
Software/Firmware	0	0.00%	0	0.00%
Mechanical	0	0.00%	0	0.00%
Possible Early Battery Depletion	0	0.00%	0	0.00%
Other	0	0.00%	0	0.00%
<b>Total</b>	<b>0</b>	<b>0.00%</b>	<b>0</b>	<b>0.00%</b>



#### INCLUDING NORMAL BATTERY DEPLETION

YEAR	1	2	AT 25 MONTHS
SURVIVAL PROBABILITY	100.00%	100.00%	100.00%
± 1 STANDARD ERROR	0.00%	0.00%	0.00%
SAMPLE SIZE	5,950	1,790	220

#### EXCLUDING NORMAL BATTERY DEPLETION

YEAR	1	2	AT 25 MONTHS
SURVIVAL PROBABILITY	100.00%	100.00%	100.00%
± 1 STANDARD ERROR	0.00%	0.00%	0.00%

\*DF4-LLHH connector type.

# Single-Chamber Implantable Cardioverter Defibrillator (ICD) Devices

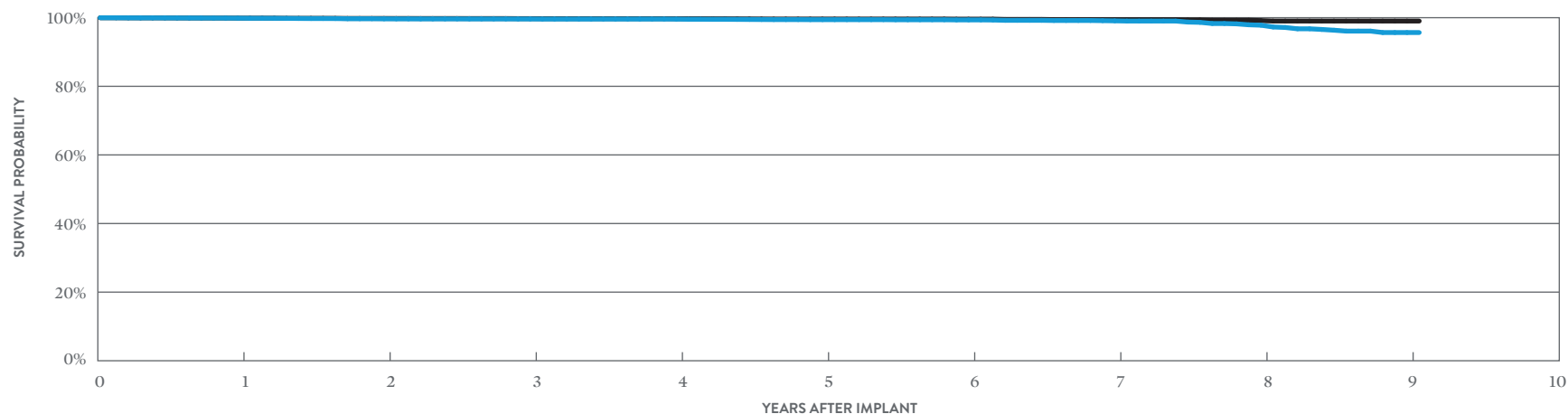
## CUSTOMER REPORTED PERFORMANCE DATA

### Ellipse™ VR

#### MODEL CD1411-36Q\*

US Regulatory Approval	June 2013
Registered US Implants	23,759
Estimated Active US Implants	13,627
Estimated Longevity	(see table on page 158)
Normal Battery Depletion	34
Max. Delivered Energy	36 joules
Number of US Advisories (see pgs. 300, 301, 303)	Three

	MALFUNCTIONS W/ COMPROMISED THERAPY		MALFUNCTIONS W/O COMPROMISED THERAPY	
	QTY	RATE	QTY	RATE
Electrical Component	5	0.02%	5	0.02%
Electrical Interconnect	0	0.00%	0	0.00%
Battery	0	0.00%	1	<0.01%
High Voltage Capacitor	10	0.04%	6	0.03%
Software/Firmware	0	0.00%	1	<0.01%
Mechanical	0	0.00%	3	0.01%
Possible Early Battery Depletion	0	0.00%	2	<0.01%
Other	2	<0.01%	4	0.02%
<b>Total</b>	<b>17</b>	<b>0.07%</b>	<b>22</b>	<b>0.09%</b>



#### INCLUDING NORMAL BATTERY DEPLETION

YEAR	1	2	3	4	5	6	7	8	9	AT 109 MONTHS
<b>SURVIVAL PROBABILITY</b>	99.86%	99.66%	99.62%	99.58%	99.42%	99.35%	99.08%	97.81%	95.67%	95.67%
<b>± 1 STANDARD ERROR</b>	0.02%	0.04%	0.04%	0.05%	0.06%	0.07%	0.10%	0.25%	0.55%	0.55%
<b>SAMPLE SIZE</b>	22,100	18,950	15,930	12,840	9,790	7,060	4,720	2,610	920	250

#### EXCLUDING NORMAL BATTERY DEPLETION

YEAR	1	2	3	4	5	6	7	8	9	AT 109 MONTHS
<b>SURVIVAL PROBABILITY</b>	99.88%	99.78%	99.73%	99.70%	99.60%	99.57%	99.43%	99.15%	99.02%	99.02%
<b>± 1 STANDARD ERROR</b>	0.02%	0.03%	0.04%	0.04%	0.05%	0.06%	0.08%	0.11%	0.17%	0.17%

\*DF4-LLHH connector type.

# Single-Chamber Implantable Cardioverter Defibrillator (ICD) Devices

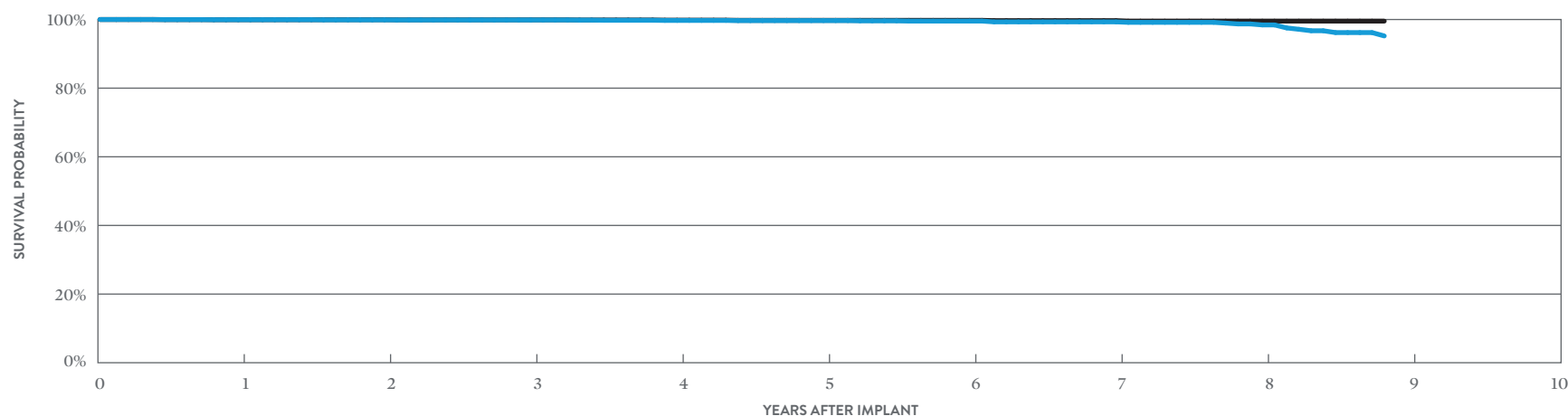
## CUSTOMER REPORTED PERFORMANCE DATA

### Ellipse™ VR

#### MODEL CD1411-36C\*

US Regulatory Approval	June 2013
Registered US Implants	7,246
Estimated Active US Implants	3,849
Estimated Longevity	(see table on page 158)
Normal Battery Depletion	14
Max. Delivered Energy	36 joules
Number of US Advisories (see pgs. 300, 301, 303)	Three

	MALFUNCTIONS W/ COMPROMISED THERAPY		MALFUNCTIONS W/O COMPROMISED THERAPY	
	QTY	RATE	QTY	RATE
Electrical Component	0	0.00%	3	0.04%
Electrical Interconnect	0	0.00%	0	0.00%
Battery	0	0.00%	0	0.00%
High Voltage Capacitor	0	0.00%	1	0.01%
Software/Firmware	0	0.00%	0	0.00%
Mechanical	0	0.00%	1	0.01%
Possible Early Battery Depletion	0	0.00%	1	0.01%
Other	0	0.00%	2	0.03%
<b>Total</b>	<b>0</b>	<b>0.00%</b>	<b>8</b>	<b>0.11%</b>



#### INCLUDING NORMAL BATTERY DEPLETION

YEAR	1	2	3	4	5	6	7	8	AT 106 MONTHS
SURVIVAL PROBABILITY	99.94%	99.90%	99.87%	99.73%	99.68%	99.54%	99.31%	98.42%	95.21%
± 1 STANDARD ERROR	0.03%	0.04%	0.05%	0.07%	0.08%	0.11%	0.15%	0.29%	0.76%
SAMPLE SIZE	6,740	5,880	5,190	4,490	3,640	2,720	1,880	1,070	210

#### EXCLUDING NORMAL BATTERY DEPLETION

YEAR	1	2	3	4	5	6	7	8	AT 106 MONTHS
SURVIVAL PROBABILITY	99.94%	99.94%	99.90%	99.81%	99.76%	99.76%	99.67%	99.53%	99.53%
± 1 STANDARD ERROR	0.03%	0.03%	0.04%	0.06%	0.07%	0.07%	0.10%	0.14%	0.14%

\*Parylene coating.

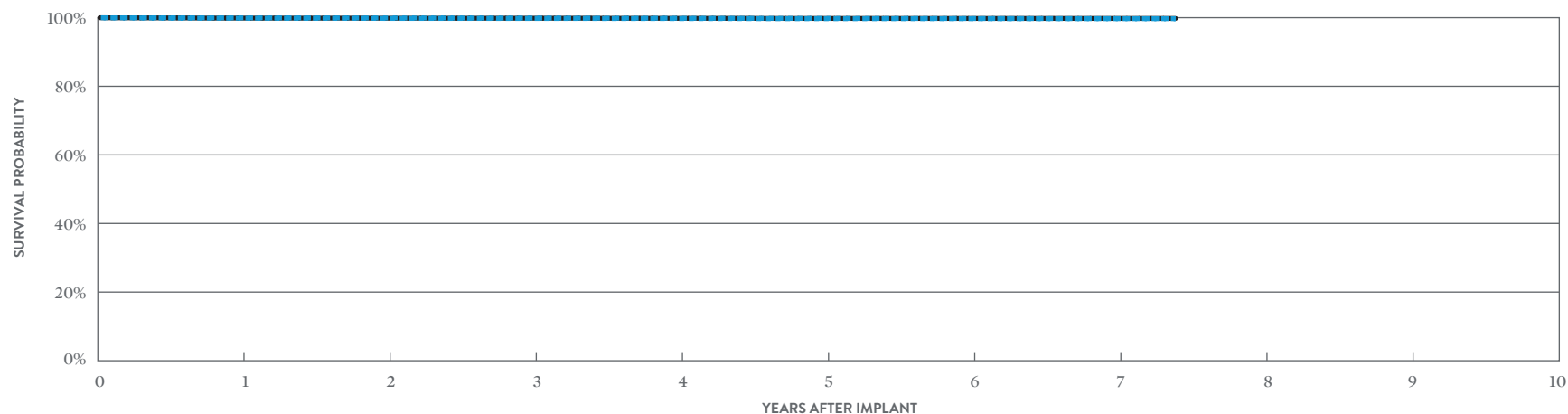
# Single-Chamber Implantable Cardioverter Defibrillator (ICD) Devices

## CUSTOMER REPORTED PERFORMANCE DATA

### Fortify Assura™ VR

#### MODEL CD1357-40Q\* (NON-BATTERY ADVISORY POPULATION)

		MALFUNCTIONS W/ COMPROMISED THERAPY		MALFUNCTIONS W/O COMPROMISED THERAPY		
		QTY	RATE	QTY	RATE	
US Regulatory Approval	June 2013	Electrical Component	2	<0.01%	6	0.02%
Registered US Implants	25,421	Electrical Interconnect	2	<0.01%	0	0.00%
Estimated Active US Implants	16,011	Battery	0	0.00%	0	0.00%
Estimated Longevity	(see table on page 158)	High Voltage Capacitor	0	0.00%	0	0.00%
Normal Battery Depletion	6	Software/Firmware	0	0.00%	1	<0.01%
Max. Delivered Energy	40 joules	Mechanical	0	0.00%	1	<0.01%
Number of US Advisories (see pg. 301)	One	Possible Early Battery Depletion	0	0.00%	0	0.00%
		Other	3	0.01%	3	0.01%
		<b>Total</b>	<b>7</b>	<b>0.03%</b>	<b>11</b>	<b>0.04%</b>



#### INCLUDING NORMAL BATTERY DEPLETION

YEAR	1	2	3	4	5	6	7	AT 89 MONTHS
SURVIVAL PROBABILITY	99.86%	99.79%	99.78%	99.74%	99.72%	99.72%	99.72%	99.72%
± 1 STANDARD ERROR	0.02%	0.03%	0.03%	0.03%	0.04%	0.04%	0.04%	0.04%
SAMPLE SIZE	23,640	20,220	16,620	12,650	8,870	5,650	2,660	280

#### EXCLUDING NORMAL BATTERY DEPLETION

YEAR	1	2	3	4	5	6	7	AT 89 MONTHS
SURVIVAL PROBABILITY	99.89%	99.85%	99.85%	99.82%	99.79%	99.79%	99.79%	99.79%
± 1 STANDARD ERROR	0.02%	0.02%	0.03%	0.03%	0.03%	0.03%	0.03%	0.03%

\*DF4-LLHH connector type.

# Single-Chamber Implantable Cardioverter Defibrillator (ICD) Devices

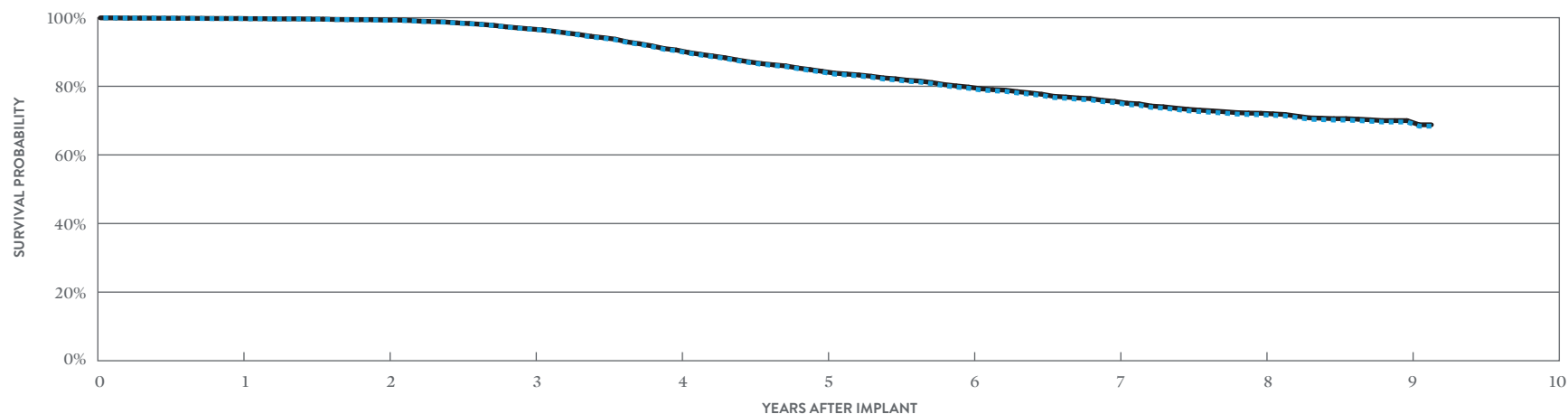
## CUSTOMER REPORTED PERFORMANCE DATA

### Fortify Assura™ VR

#### MODEL CD1357-40Q\* (BATTERY ADVISORY POPULATION)

US Regulatory Approval	June 2013
Registered US Implants	10,214
Estimated Active US Implants	3,980
Estimated Longevity	(see table on page 158)
Normal Battery Depletion	13
Max. Delivered Energy	40 joules
Number of US Advisories (see pgs. 301, 302)	Three

	MALFUNCTIONS W/ COMPROMISED THERAPY		MALFUNCTIONS W/O COMPROMISED THERAPY	
	QTY	RATE	QTY	RATE
Electrical Component	5	0.05%	8	0.08%
Electrical Interconnect	1	<0.01%	0	0.00%
Battery	0	0.00%	9	0.09%
High Voltage Capacitor	2	0.02%	0	0.00%
Software/Firmware	1	<0.01%	0	0.00%
Mechanical	0	0.00%	0	0.00%
Possible Early Battery Depletion	68	0.67%	669	6.55%
Other	4	0.04%	6	0.06%
<b>Total</b>	<b>81</b>	<b>0.79%</b>	<b>692</b>	<b>6.78%</b>



#### INCLUDING NORMAL BATTERY DEPLETION

YEAR	1	2	3	4	5	6	7	8	9	AT 110 MONTHS
<b>SURVIVAL PROBABILITY</b>	99.74%	99.24%	96.65%	90.37%	84.11%	79.42%	75.24%	71.71%	69.59%	68.38%
<b>± 1 STANDARD ERROR</b>	0.05%	0.09%	0.19%	0.33%	0.42%	0.48%	0.52%	0.56%	0.65%	0.83%
<b>SAMPLE SIZE</b>	9,580	8,480	7,600	6,830	6,120	5,470	4,780	3,310	1,280	250

#### EXCLUDING NORMAL BATTERY DEPLETION

YEAR	1	2	3	4	5	6	7	8	9	AT 110 MONTHS
<b>SURVIVAL PROBABILITY</b>	99.77%	99.31%	96.72%	90.58%	84.35%	79.77%	75.60%	72.13%	70.00%	68.78%
<b>± 1 STANDARD ERROR</b>	0.05%	0.08%	0.19%	0.33%	0.42%	0.47%	0.52%	0.56%	0.65%	0.83%

\*DF4-LLHH connector type.



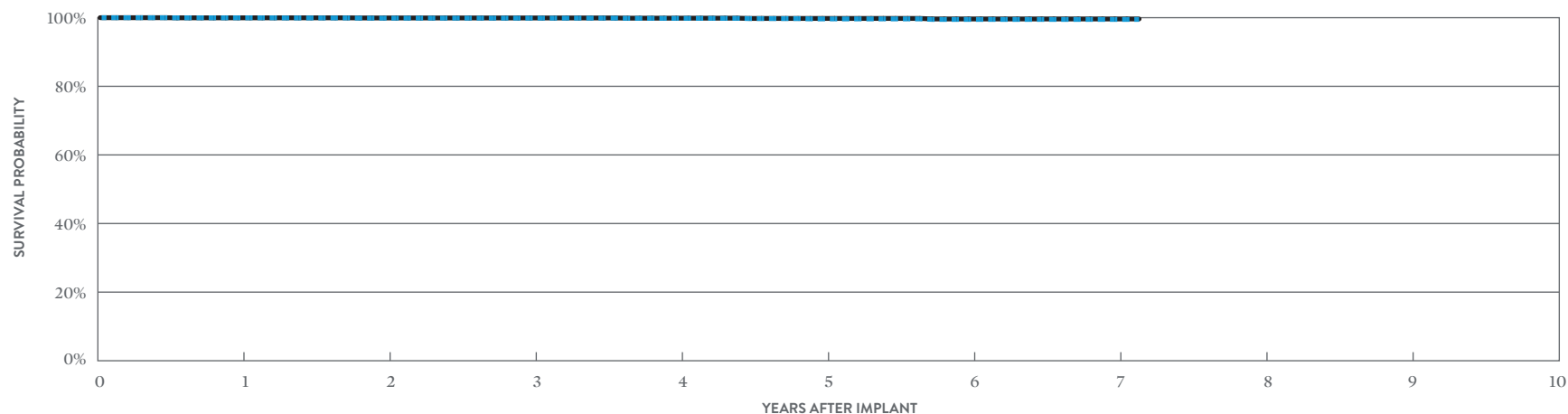
# Single-Chamber Implantable Cardioverter Defibrillator (ICD) Devices

## CUSTOMER REPORTED PERFORMANCE DATA

### Fortify Assura™ VR

#### MODEL CD1357-40C\* (NON-BATTERY ADVISORY POPULATION)

		MALFUNCTIONS W/ COMPROMISED THERAPY		MALFUNCTIONS W/O COMPROMISED THERAPY		
		QTY	RATE	QTY	RATE	
US Regulatory Approval	June 2013	Electrical Component	0	0.00%	1	0.02%
Registered US Implants	5,903	Electrical Interconnect	0	0.00%	0	0.00%
Estimated Active US Implants	3,578	Battery	0	0.00%	0	0.00%
Estimated Longevity	(see table on page 158)	High Voltage Capacitor	0	0.00%	0	0.00%
Normal Battery Depletion	2	Software/Firmware	0	0.00%	0	0.00%
Max. Delivered Energy	40 joules	Mechanical	0	0.00%	1	0.02%
Number of US Advisories (see pg. 301)	One	Possible Early Battery Depletion	0	0.00%	2	0.03%
		Other	0	0.00%	1	0.02%
		<b>Total</b>	<b>0</b>	<b>0.00%</b>	<b>5</b>	<b>0.08%</b>



#### INCLUDING NORMAL BATTERY DEPLETION

YEAR	1	2	3	4	5	6	7	AT 86 MONTHS
SURVIVAL PROBABILITY	99.96%	99.87%	99.87%	99.81%	99.65%	99.49%	99.49%	99.49%
± 1 STANDARD ERROR	0.03%	0.05%	0.05%	0.07%	0.11%	0.15%	0.15%	0.15%
SAMPLE SIZE	5,430	4,620	3,980	3,360	2,530	1,510	630	240

#### EXCLUDING NORMAL BATTERY DEPLETION

YEAR	1	2	3	4	5	6	7	AT 86 MONTHS
SURVIVAL PROBABILITY	99.96%	99.92%	99.92%	99.86%	99.78%	99.63%	99.63%	99.63%
± 1 STANDARD ERROR	0.03%	0.04%	0.04%	0.06%	0.08%	0.14%	0.14%	0.14%

\*Parylene coating.

# Single-Chamber Implantable Cardioverter Defibrillator (ICD) Devices

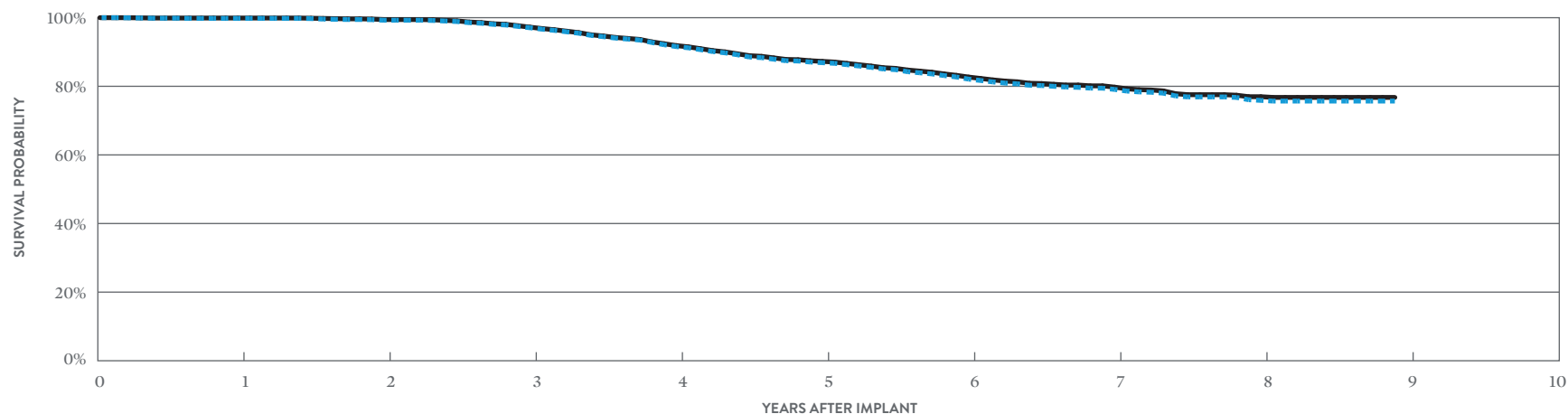
## CUSTOMER REPORTED PERFORMANCE DATA

### Fortify Assura™ VR

#### MODEL CD1357-40C\* (BATTERY ADVISORY POPULATION)

US Regulatory Approval	June 2013
Registered US Implants	4,131
Estimated Active US Implants	1,606
Estimated Longevity	(see table on page 158)
Normal Battery Depletion	10
Max. Delivered Energy	40 joules
Number of US Advisories (see pgs. 301, 302)	Three

	MALFUNCTIONS W/ COMPROMISED THERAPY		MALFUNCTIONS W/O COMPROMISED THERAPY	
	QTY	RATE	QTY	RATE
Electrical Component	3	0.07%	2	0.05%
Electrical Interconnect	1	0.02%	0	0.00%
Battery	0	0.00%	6	0.15%
High Voltage Capacitor	1	0.02%	0	0.00%
Software/Firmware	0	0.00%	1	0.02%
Mechanical	1	0.02%	0	0.00%
Possible Early Battery Depletion	9	0.22%	215	5.20%
Other	0	0.00%	2	0.05%
<b>Total</b>	<b>15</b>	<b>0.36%</b>	<b>226</b>	<b>5.47%</b>



#### INCLUDING NORMAL BATTERY DEPLETION

YEAR	1	2	3	4	5	6	7	8	AT 107 MONTHS
SURVIVAL PROBABILITY	99.80%	99.26%	97.05%	91.57%	86.88%	82.09%	79.08%	75.89%	75.69%
± 1 STANDARD ERROR	0.07%	0.13%	0.28%	0.50%	0.63%	0.72%	0.78%	0.87%	0.89%
SAMPLE SIZE	3,890	3,430	3,020	2,690	2,400	2,130	1,830	1,230	210

#### EXCLUDING NORMAL BATTERY DEPLETION

YEAR	1	2	3	4	5	6	7	8	AT 107 MONTHS
SURVIVAL PROBABILITY	99.90%	99.45%	97.23%	91.86%	87.26%	82.69%	79.75%	76.97%	76.76%
± 1 STANDARD ERROR	0.05%	0.11%	0.27%	0.49%	0.62%	0.72%	0.78%	0.86%	0.87%

\*Parylene coating.

# Single-Chamber Implantable Cardioverter Defibrillator (ICD) Devices

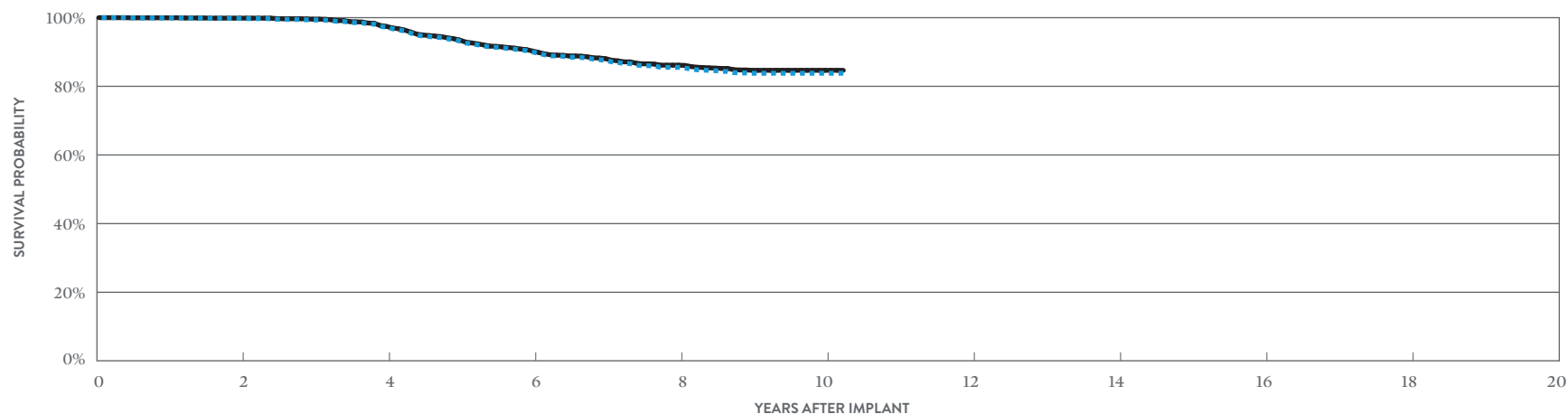
## CUSTOMER REPORTED PERFORMANCE DATA

### Fortify Assura™ VR

#### MODEL CD1257-40Q\* (BATTERY ADVISORY POPULATION)

US Regulatory Approval	May 2012
Registered US Implants	5,079
Estimated Active US Implants	1,841
Estimated Longevity	(see table on page 158)
Normal Battery Depletion	12
Max. Delivered Energy	40 joules
Number of US Advisories (see pgs. 301, 302)	Three

	MALFUNCTIONS W/ COMPROMISED THERAPY		MALFUNCTIONS W/O COMPROMISED THERAPY	
	QTY	RATE	QTY	RATE
Electrical Component	1	0.02%	2	0.04%
Electrical Interconnect	1	0.02%	0	0.00%
Battery	0	0.00%	4	0.08%
High Voltage Capacitor	0	0.00%	0	0.00%
Software/Firmware	0	0.00%	0	0.00%
Mechanical	0	0.00%	0	0.00%
Possible Early Battery Depletion	20	0.39%	157	3.09%
Other	1	0.02%	0	0.00%
<b>Total</b>	<b>23</b>	<b>0.45%</b>	<b>163</b>	<b>3.21%</b>



#### INCLUDING NORMAL BATTERY DEPLETION

YEAR	2	4	6	8	10	AT 123 MONTHS
SURVIVAL PROBABILITY	99.77%	97.22%	89.99%	85.53%	83.80%	83.80%
± 1 STANDARD ERROR	0.07%	0.27%	0.52%	0.64%	0.68%	0.68%
SAMPLE SIZE	4,200	3,380	2,740	2,270	1,050	250

#### EXCLUDING NORMAL BATTERY DEPLETION

YEAR	2	4	6	8	10	AT 123 MONTHS
SURVIVAL PROBABILITY	99.86%	97.46%	90.27%	86.16%	84.66%	84.66%
± 1 STANDARD ERROR	0.06%	0.25%	0.52%	0.63%	0.67%	0.67%

\*DF4-LLHH connector type.

# Single-Chamber Implantable Cardioverter Defibrillator (ICD) Devices

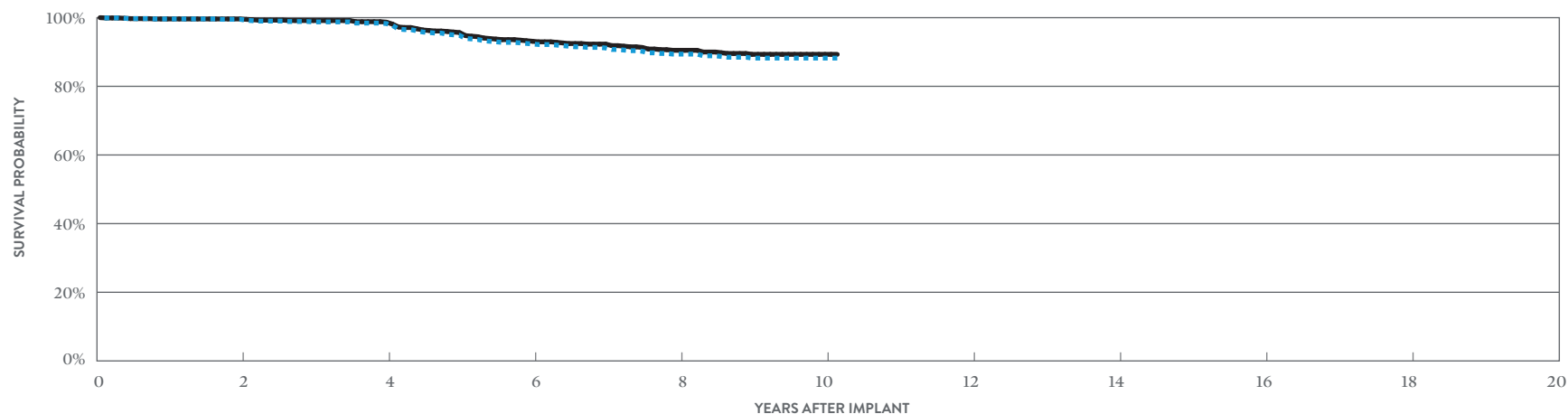
## CUSTOMER REPORTED PERFORMANCE DATA

### Fortify Assura™ VR

#### MODEL CD1257-40 (BATTERY ADVISORY POPULATION)

US Regulatory Approval	May 2012
Registered US Implants	2,294
Estimated Active US Implants	831
Estimated Longevity	(see table on page 158)
Normal Battery Depletion	7
Max. Delivered Energy	40 joules
Number of US Advisories (see pgs. 301, 302)	Three

	MALFUNCTIONS W/ COMPROMISED THERAPY		MALFUNCTIONS W/O COMPROMISED THERAPY	
	QTY	RATE	QTY	RATE
Electrical Component	2	0.09%	0	0.00%
Electrical Interconnect	2	0.09%	0	0.00%
Battery	1	0.04%	2	0.09%
High Voltage Capacitor	0	0.00%	0	0.00%
Software/Firmware	0	0.00%	0	0.00%
Mechanical	0	0.00%	0	0.00%
Possible Early Battery Depletion	7	0.31%	46	2.01%
Other	2	0.09%	1	0.04%
<b>Total</b>	<b>14</b>	<b>0.61%</b>	<b>49</b>	<b>2.14%</b>



#### INCLUDING NORMAL BATTERY DEPLETION

YEAR	2	4	6	8	10	AT 122 MONTHS
SURVIVAL PROBABILITY	99.52%	98.28%	92.33%	89.38%	88.22%	88.22%
± 1 STANDARD ERROR	0.15%	0.30%	0.70%	0.85%	0.90%	0.90%
SAMPLE SIZE	1,880	1,490	1,210	1,000	470	200

#### EXCLUDING NORMAL BATTERY DEPLETION

YEAR	2	4	6	8	10	AT 122 MONTHS
SURVIVAL PROBABILITY	99.63%	98.69%	93.12%	90.49%	89.31%	89.31%
± 1 STANDARD ERROR	0.13%	0.26%	0.67%	0.81%	0.87%	0.87%

# Single-Chamber Implantable Cardioverter Defibrillator (ICD) Devices

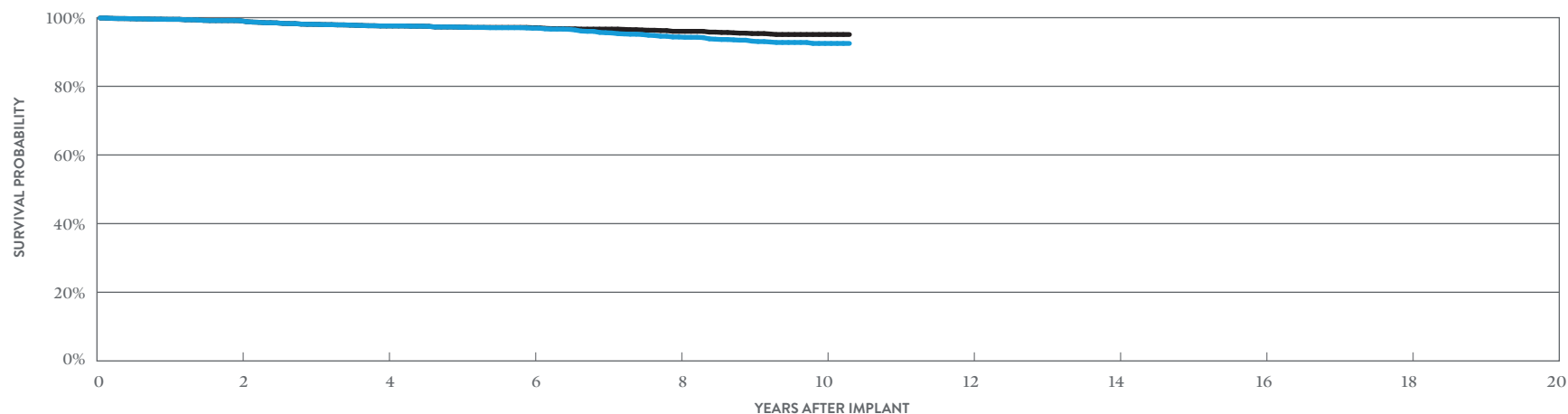
## CUSTOMER REPORTED PERFORMANCE DATA

### Ellipse™ VR

#### MODEL CD1311-36Q\*

US Regulatory Approval	May 2012
Registered US Implants	4,742
Estimated Active US Implants	1,648
Estimated Longevity	(see table on page 158)
Normal Battery Depletion	24
Max. Delivered Energy	36 joules
Number of US Advisories (see pgs. 301, 303)	Two

	MALFUNCTIONS W/ COMPROMISED THERAPY		MALFUNCTIONS W/O COMPROMISED THERAPY	
	QTY	RATE	QTY	RATE
Electrical Component	3	0.06%	4	0.08%
Electrical Interconnect	0	0.00%	1	0.02%
Battery	0	0.00%	0	0.00%
High Voltage Capacitor	38	0.80%	14	0.30%
Software/Firmware	1	0.02%	0	0.00%
Mechanical	1	0.02%	0	0.00%
Possible Early Battery Depletion	0	0.00%	0	0.00%
Other	1	0.02%	5	0.11%
<b>Total</b>	<b>44</b>	<b>0.93%</b>	<b>24</b>	<b>0.51%</b>



#### INCLUDING NORMAL BATTERY DEPLETION

YEAR	2	4	6	8	10	AT 124 MONTHS
SURVIVAL PROBABILITY	99.11%	97.59%	96.94%	94.37%	92.49%	92.49%
± 1 STANDARD ERROR	0.14%	0.25%	0.29%	0.42%	0.54%	0.54%
SAMPLE SIZE	3,970	3,220	2,720	2,280	1,040	230

#### EXCLUDING NORMAL BATTERY DEPLETION

YEAR	2	4	6	8	10	AT 124 MONTHS
SURVIVAL PROBABILITY	99.11%	97.59%	97.08%	96.02%	95.09%	95.09%
± 1 STANDARD ERROR	0.14%	0.25%	0.28%	0.35%	0.41%	0.41%

\*DF4-LLHH connector type.

# Single-Chamber Implantable Cardioverter Defibrillator (ICD) Devices

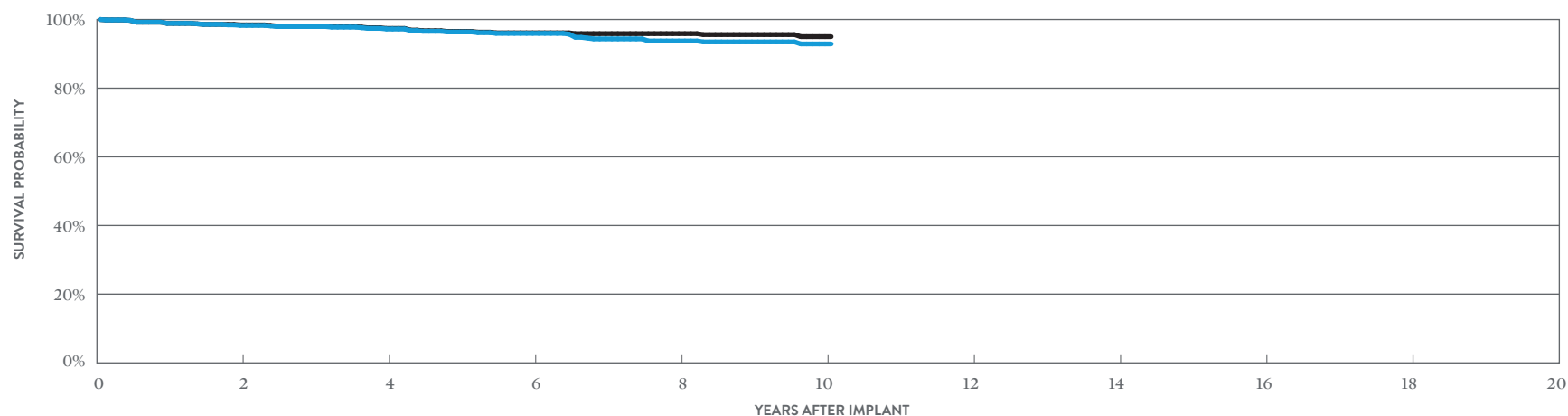
## CUSTOMER REPORTED PERFORMANCE DATA

### Ellipse™ VR

#### MODEL CD1311-36

US Regulatory Approval	May 2012
Registered US Implants	1,621
Estimated Active US Implants	579
Estimated Longevity	(see table on page 158)
Normal Battery Depletion	8
Max. Delivered Energy	36 joules
Number of US Advisories (see pgs. 301, 303)	Two

	MALFUNCTIONS W/ COMPROMISED THERAPY		MALFUNCTIONS W/O COMPROMISED THERAPY	
	QTY	RATE	QTY	RATE
Electrical Component	4	0.25%	2	0.12%
Electrical Interconnect	1	0.06%	0	0.00%
Battery	0	0.00%	0	0.00%
High Voltage Capacitor	8	0.49%	4	0.25%
Software/Firmware	0	0.00%	1	0.06%
Mechanical	2	0.12%	1	0.06%
Possible Early Battery Depletion	0	0.00%	0	0.00%
Other	2	0.12%	0	0.00%
<b>Total</b>	<b>17</b>	<b>1.05%</b>	<b>8</b>	<b>0.49%</b>



#### INCLUDING NORMAL BATTERY DEPLETION

YEAR	2	4	6	8	10	AT 121 MONTHS
SURVIVAL PROBABILITY	98.28%	97.24%	95.96%	93.75%	92.90%	92.90%
± 1 STANDARD ERROR	0.33%	0.43%	0.57%	0.75%	0.87%	0.87%
SAMPLE SIZE	1,350	1,100	920	770	390	210

#### EXCLUDING NORMAL BATTERY DEPLETION

YEAR	2	4	6	8	10	AT 121 MONTHS
SURVIVAL PROBABILITY	98.43%	97.39%	96.11%	95.88%	95.01%	95.01%
± 1 STANDARD ERROR	0.31%	0.42%	0.56%	0.58%	0.74%	0.74%

# Single-Chamber Implantable Cardioverter Defibrillator (ICD) Devices

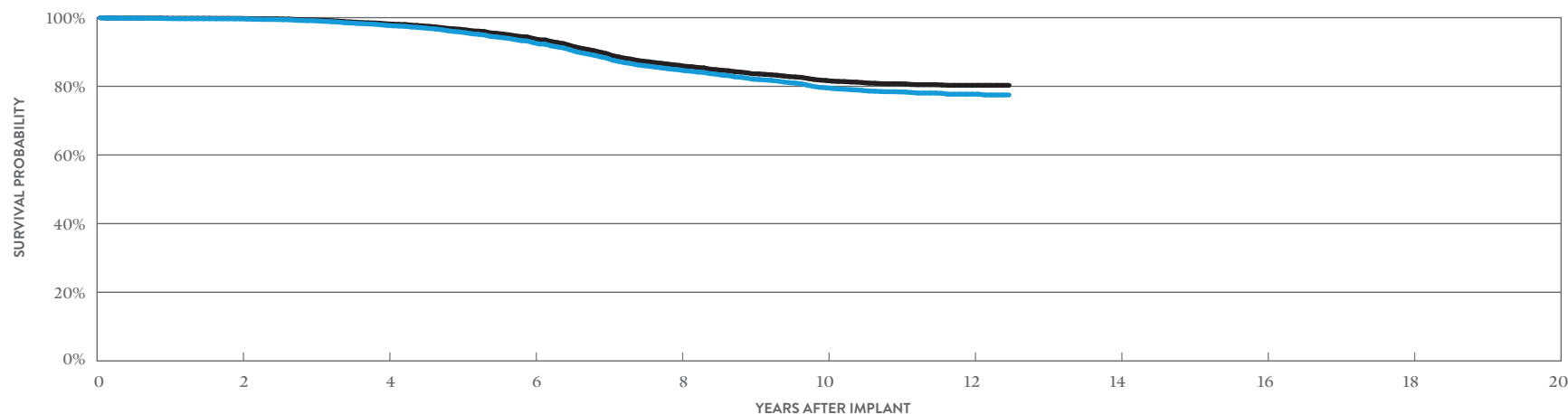
## CUSTOMER REPORTED PERFORMANCE DATA

### Fortify™ VR

#### MODEL CD1231-40Q\* (BATTERY ADVISORY POPULATION)

US Regulatory Approval	May 2010
Registered US Implants	16,184
Estimated Active US Implants	4,550
Estimated Longevity	(see table on page 158)
Normal Battery Depletion	92
Max. Delivered Energy	40 joules
Number of US Advisories (see pgs. 301, 302)	Three

	MALFUNCTIONS W/ COMPROMISED THERAPY		MALFUNCTIONS W/O COMPROMISED THERAPY	
	QTY	RATE	QTY	RATE
Electrical Component	7	0.04%	10	0.06%
Electrical Interconnect	2	0.01%	0	0.00%
Battery	18	0.11%	48	0.30%
High Voltage Capacitor	1	<0.01%	1	<0.01%
Software/Firmware	0	0.00%	1	<0.01%
Mechanical	0	0.00%	0	0.00%
Possible Early Battery Depletion	130	0.80%	427	2.64%
Other	9	0.06%	7	0.04%
<b>Total</b>	<b>167</b>	<b>1.03%</b>	<b>494</b>	<b>3.05%</b>



#### INCLUDING NORMAL BATTERY DEPLETION

YEAR	2	4	6	8	10	12	AT 150 MONTHS
SURVIVAL PROBABILITY	99.66%	97.75%	92.73%	84.78%	79.58%	77.71%	77.48%
± 1 STANDARD ERROR	0.05%	0.13%	0.25%	0.38%	0.44%	0.48%	0.50%
SAMPLE SIZE	13,320	10,790	8,680	7,080	5,680	1,990	220

#### EXCLUDING NORMAL BATTERY DEPLETION

YEAR	2	4	6	8	10	12	AT 150 MONTHS
SURVIVAL PROBABILITY	99.78%	98.20%	93.93%	86.09%	81.70%	80.29%	80.29%
± 1 STANDARD ERROR	0.04%	0.12%	0.23%	0.37%	0.42%	0.45%	0.45%

\*DF4-LLHH connector type.

# Single-Chamber Implantable Cardioverter Defibrillator (ICD) Devices

## ACTIVELY MONITORED STUDY DATA

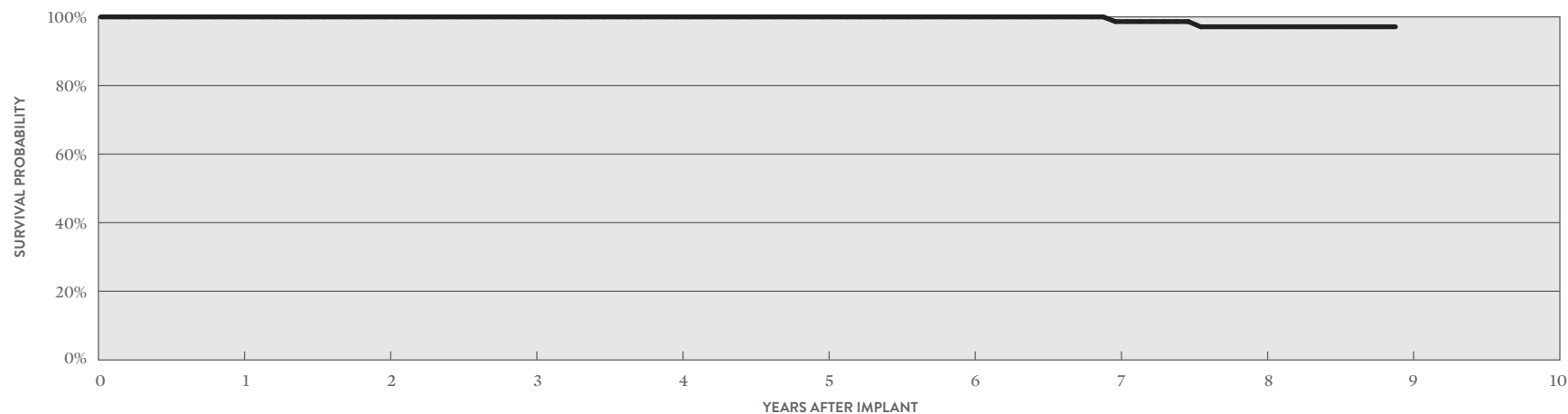
### Fortify™ VR

#### MODEL CD1231-40Q\*

US Regulatory Approval	May 2010
Number of Devices Enrolled in Study	160
Active Devices Enrolled in Study	0
Cumulative Months of Follow-up	11,424
Estimated Longevity	(see table on page 158)
Max. Delivered Energy	40 joules

QUALIFYING COMPLICATIONS	QTY	RATE
Premature Battery Depletion	2	1.25%

	MALFUNCTIONS W/ COMPROMISED THERAPY		MALFUNCTIONS W/O COMPROMISED THERAPY	
	QTY	RATE	QTY	RATE
Electrical Component	0	0.00%	0	0.00%
Electrical Interconnect	0	0.00%	0	0.00%
Battery	0	0.00%	1	0.63%
High Voltage Capacitor	1	0.63%	0	0.00%
Software/Firmware	0	0.00%	0	0.00%
Mechanical	0	0.00%	0	0.00%
Possible Early Battery Depletion	2	1.25%	8	5.00%
Other	0	0.00%	0	0.00%
<b>Total</b>	<b>3</b>	<b>1.88%</b>	<b>9</b>	<b>5.63%</b>



#### ACTIVELY MONITORED STUDY DATA

YEAR	1	2	3	4	5	6	7	8	AT 107 MONTHS
SURVIVAL PROBABILITY	100.00%	100.00%	100.00%	100.00%	100.00%	100.00%	98.63%	97.12%	97.12%
± 1 STANDARD ERROR	0.00%	0.00%	0.00%	0.00%	0.00%	0.00%	0.00%	2.01%	2.01%
SAMPLE SIZE	160	150	130	110	100	90	80	70	50

\*DF4-LLHH connector type.



# Single-Chamber Implantable Cardioverter Defibrillator (ICD) Devices

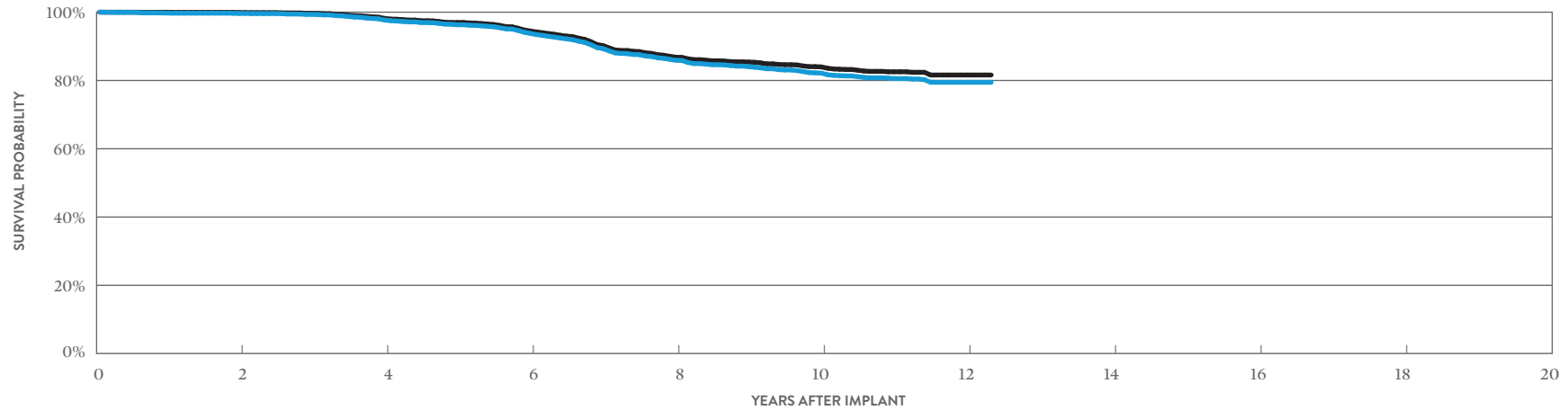
## CUSTOMER REPORTED PERFORMANCE DATA

### Fortify™ VR

#### MODEL CD1231-40 (BATTERY ADVISORY POPULATION)

US Regulatory Approval	May 2010
Registered US Implants	6,781
Estimated Active US Implants	1,894
Estimated Longevity	(see table on page 158)
Normal Battery Depletion	32
Max. Delivered Energy	40 joules
Number of US Advisories (see pgs. 301, 302)	Three

	MALFUNCTIONS W/ COMPROMISED THERAPY		MALFUNCTIONS W/O COMPROMISED THERAPY	
	QTY	RATE	QTY	RATE
Electrical Component	5	0.07%	6	0.09%
Electrical Interconnect	0	0.00%	0	0.00%
Battery	4	0.06%	14	0.21%
High Voltage Capacitor	10	0.15%	4	0.06%
Software/Firmware	0	0.00%	0	0.00%
Mechanical	0	0.00%	1	0.01%
Possible Early Battery Depletion	44	0.65%	142	2.09%
Other	6	0.09%	6	0.09%
<b>Total</b>	<b>69</b>	<b>1.02%</b>	<b>173</b>	<b>2.55%</b>



#### INCLUDING NORMAL BATTERY DEPLETION

YEAR	2	4	6	8	10	12	AT 148 MONTHS
SURVIVAL PROBABILITY	99.63%	97.69%	93.78%	85.91%	82.15%	79.46%	79.46%
± 1 STANDARD ERROR	0.07%	0.20%	0.37%	0.58%	0.66%	0.76%	0.76%
SAMPLE SIZE	5,500	4,380	3,500	2,830	2,300	840	220

#### EXCLUDING NORMAL BATTERY DEPLETION

YEAR	2	4	6	8	10	12	AT 148 MONTHS
SURVIVAL PROBABILITY	99.89%	98.17%	94.49%	86.81%	83.97%	81.60%	81.60%
± 1 STANDARD ERROR	0.03%	0.18%	0.35%	0.57%	0.63%	0.73%	0.73%

# Single-Chamber Implantable Cardioverter Defibrillator (ICD) Devices

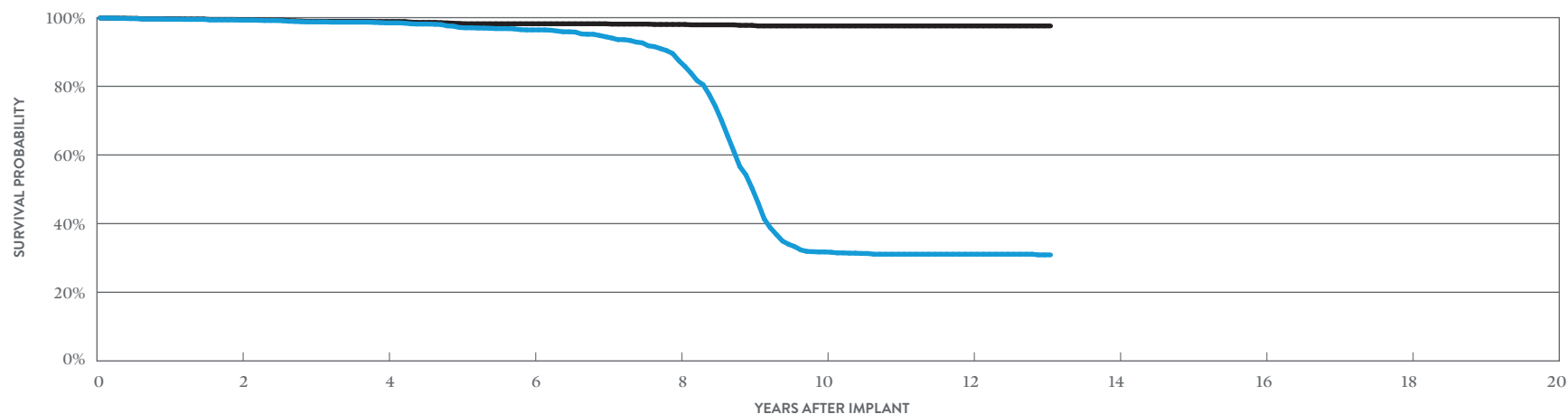
## CUSTOMER REPORTED PERFORMANCE DATA

### Current™ + VR

#### MODEL CD1211-36Q\*

US Regulatory Approval	February 2009
Registered US Implants	4,432
Estimated Active US Implants	682
Estimated Longevity	(see table on page 158)
Normal Battery Depletion	602
Max. Delivered Energy	36 joules
Number of US Advisories (see pg. 301)	One

	MALFUNCTIONS W/ COMPROMISED THERAPY		MALFUNCTIONS W/O COMPROMISED THERAPY	
	QTY	RATE	QTY	RATE
Electrical Component	4	0.09%	3	0.07%
Electrical Interconnect	0	0.00%	0	0.00%
Battery	5	0.11%	3	0.07%
High Voltage Capacitor	1	0.02%	0	0.00%
Software/Firmware	0	0.00%	2	0.05%
Mechanical	0	0.00%	1	0.02%
Possible Early Battery Depletion	6	0.14%	1	0.02%
Other	3	0.07%	2	0.05%
<b>Total</b>	<b>19</b>	<b>0.43%</b>	<b>12</b>	<b>0.27%</b>



#### INCLUDING NORMAL BATTERY DEPLETION

YEAR	2	4	6	8	10	12	AT 157 MONTHS
SURVIVAL PROBABILITY	99.29%	98.48%	96.43%	87.48%	31.74%	31.09%	30.89%
± 1 STANDARD ERROR	0.13%	0.20%	0.35%	0.64%	0.96%	0.96%	0.96%
SAMPLE SIZE	3,580	2,890	2,340	1,930	1,000	670	220

#### EXCLUDING NORMAL BATTERY DEPLETION

YEAR	2	4	6	8	10	12	AT 157 MONTHS
SURVIVAL PROBABILITY	99.41%	98.87%	98.22%	98.02%	97.59%	97.59%	97.59%
± 1 STANDARD ERROR	0.12%	0.18%	0.24%	0.26%	0.31%	0.31%	0.31%

\*DF4-LLHH connector type.

# Single-Chamber Implantable Cardioverter Defibrillator (ICD) Devices

## ACTIVELY MONITORED STUDY DATA

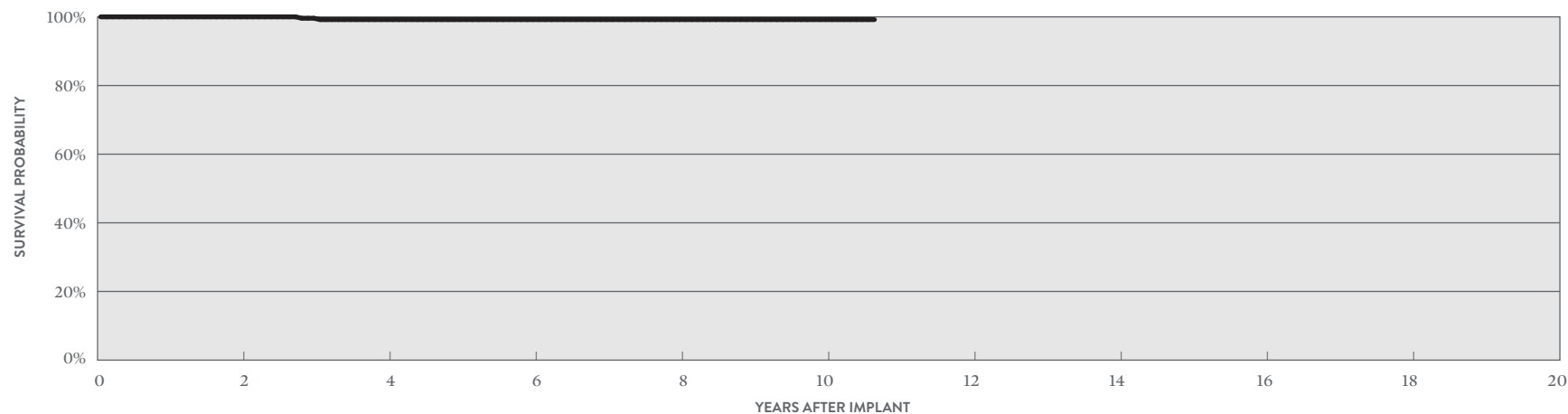
### Current™ + VR

#### MODEL CD1211-36Q\*

US Regulatory Approval	February 2009
Number of Devices Enrolled in Study	363
Active Devices Enrolled in Study	0
Cumulative Months of Follow-up	26,608
Estimated Longevity	(see table on page 158)
Max. Delivered Energy	36 joules

QUALIFYING COMPLICATIONS	QTY	RATE
Inappropriate Shock	1	0.28%
Premature Battery Depletion	1	0.28%

	MALFUNCTIONS W/ COMPROMISED THERAPY		MALFUNCTIONS W/O COMPROMISED THERAPY	
	QTY	RATE	QTY	RATE
Electrical Component	0	0.00%	0	0.00%
Electrical Interconnect	0	0.00%	0	0.00%
Battery	1	0.28%	0	0.00%
High Voltage Capacitor	0	0.00%	0	0.00%
Software/Firmware	0	0.00%	1	0.28%
Mechanical	0	0.00%	0	0.00%
Possible Early Battery Depletion	0	0.00%	1	0.28%
Other	0	0.00%	0	0.00%
<b>Total</b>	<b>1</b>	<b>0.28%</b>	<b>2</b>	<b>0.55%</b>



#### ACTIVELY MONITORED STUDY DATA

YEAR	2	4	6	8	10	AT 128 MONTHS
SURVIVAL PROBABILITY	100.00%	99.20%	99.20%	99.20%	99.20%	99.20%
± 1 STANDARD ERROR	0.00%	0.56%	0.56%	0.56%	0.56%	0.56%
SAMPLE SIZE	310	230	180	160	140	60

\*DF4-LLHH connector type.

# Single-Chamber Implantable Cardioverter Defibrillator (ICD) Devices

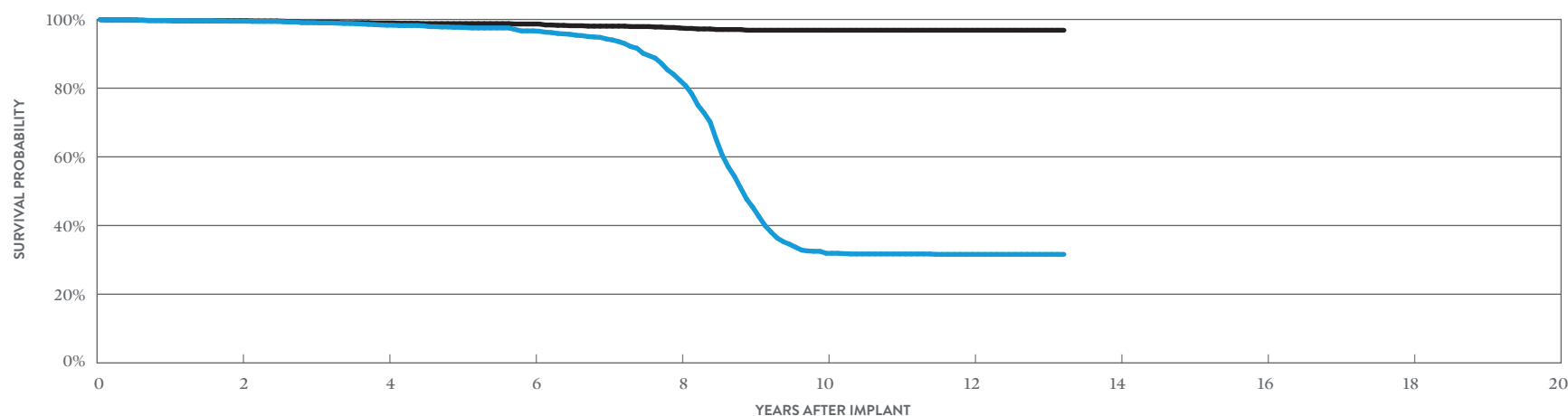
## CUSTOMER REPORTED PERFORMANCE DATA

### Current™ + VR

#### MODEL CD1211-36

US Regulatory Approval	February 2009
Registered US Implants	3,641
Estimated Active US Implants	554
Estimated Longevity	(see table on page 158)
Normal Battery Depletion	480
Max. Delivered Energy	36 joules
Number of US Advisories (see pg. 301)	One

	MALFUNCTIONS W/ COMPROMISED THERAPY		MALFUNCTIONS W/O COMPROMISED THERAPY	
	QTY	RATE	QTY	RATE
Electrical Component	3	0.08%	3	0.08%
Electrical Interconnect	2	0.05%	0	0.00%
Battery	5	0.14%	0	0.00%
High Voltage Capacitor	2	0.05%	0	0.00%
Software/Firmware	0	0.00%	5	0.14%
Mechanical	0	0.00%	0	0.00%
Possible Early Battery Depletion	5	0.14%	2	0.05%
Other	2	0.05%	1	0.03%
<b>Total</b>	<b>19</b>	<b>0.52%</b>	<b>11</b>	<b>0.30%</b>



#### INCLUDING NORMAL BATTERY DEPLETION

YEAR	2	4	6	8	10	12	AT 159 MONTHS
SURVIVAL PROBABILITY	99.50%	98.33%	96.68%	82.36%	31.92%	31.61%	31.61%
± 1 STANDARD ERROR	0.12%	0.24%	0.38%	0.87%	1.08%	1.07%	1.07%
SAMPLE SIZE	2,950	2,370	1,900	1,510	770	540	210

#### EXCLUDING NORMAL BATTERY DEPLETION

YEAR	2	4	6	8	10	12	AT 159 MONTHS
SURVIVAL PROBABILITY	99.64%	98.97%	98.68%	97.53%	96.87%	96.87%	96.87%
± 1 STANDARD ERROR	0.10%	0.19%	0.22%	0.33%	0.42%	0.42%	0.42%

# Single-Chamber Implantable Cardioverter Defibrillator (ICD) Devices

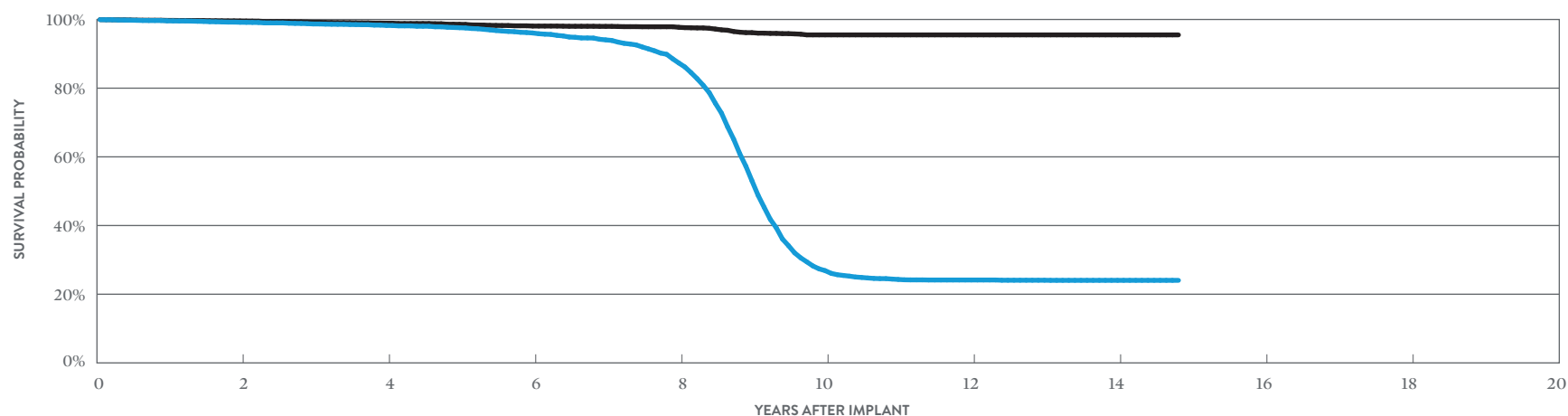
## CUSTOMER REPORTED PERFORMANCE DATA

### Current™ VR RF

#### MODEL 1207-36

US Regulatory Approval	September 2007
Registered US Implants	13,293
Estimated Active US Implants	1,525
Estimated Longevity	(see table on page 158)
Normal Battery Depletion	1,832
Max. Delivered Energy	36 joules
Number of US Advisories (see pg. 301)	One

	MALFUNCTIONS W/ COMPROMISED THERAPY		MALFUNCTIONS W/O COMPROMISED THERAPY	
	QTY	RATE	QTY	RATE
Electrical Component	6	0.05%	10	0.08%
Electrical Interconnect	10	0.08%	0	0.00%
Battery	10	0.08%	5	0.04%
High Voltage Capacitor	1	<0.01%	1	<0.01%
Software/Firmware	1	<0.01%	18	0.14%
Mechanical	0	0.00%	7	0.05%
Possible Early Battery Depletion	14	0.11%	18	0.14%
Other	9	0.07%	9	0.07%
<b>Total</b>	<b>51</b>	<b>0.38%</b>	<b>68</b>	<b>0.51%</b>



#### INCLUDING NORMAL BATTERY DEPLETION

YEAR	2	4	6	8	10	12	14	AT 178 MONTHS
SURVIVAL PROBABILITY	99.18%	98.26%	96.07%	87.32%	26.87%	24.14%	24.04%	24.04%
± 1 STANDARD ERROR	0.08%	0.13%	0.21%	0.40%	0.55%	0.52%	0.52%	0.52%
SAMPLE SIZE	10,620	8,370	6,720	5,300	2,730	1,800	1,070	220

#### EXCLUDING NORMAL BATTERY DEPLETION

YEAR	2	4	6	8	10	12	14	AT 178 MONTHS
SURVIVAL PROBABILITY	99.57%	98.92%	98.08%	97.72%	95.51%	95.51%	95.51%	95.51%
± 1 STANDARD ERROR	0.06%	0.10%	0.15%	0.16%	0.29%	0.29%	0.29%	0.29%

# Single-Chamber Implantable Cardioverter Defibrillator (ICD) Devices

## ACTIVELY MONITORED STUDY DATA

### Current™ VR RF

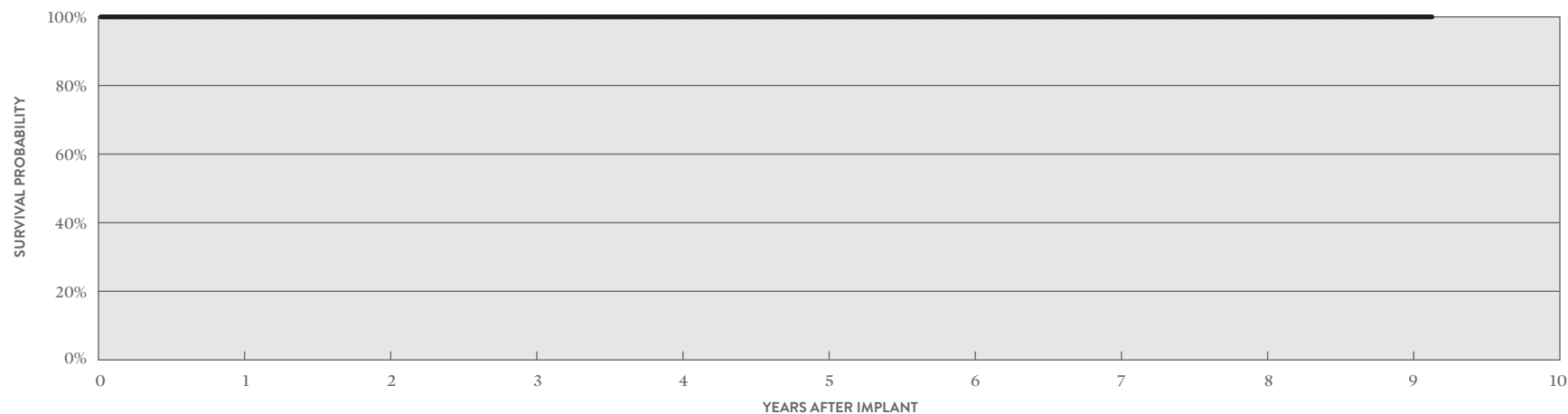
#### MODEL 1207-36

US Regulatory Approval	September 2007
Number of Devices Enrolled in Study	395
Active Devices Enrolled in Study	0
Cumulative Months of Follow-up	21,879
Estimated Longevity	(see table on page 158)
Max. Delivered Energy	36 joules

#### QUALIFYING COMPLICATIONS

None Reported

	MALFUNCTIONS W/ COMPROMISED THERAPY		MALFUNCTIONS W/O COMPROMISED THERAPY	
	QTY	RATE	QTY	RATE
Electrical Component	0	0.00%	1	0.25%
Electrical Interconnect	0	0.00%	0	0.00%
Battery	0	0.00%	0	0.00%
High Voltage Capacitor	0	0.00%	0	0.00%
Software/Firmware	0	0.00%	0	0.00%
Mechanical	0	0.00%	0	0.00%
Possible Early Battery Depletion	0	0.00%	0	0.00%
Other	0	0.00%	0	0.00%
<b>Total</b>	<b>0</b>	<b>0.00%</b>	<b>1</b>	<b>0.25%</b>



#### ACTIVELY MONITORED STUDY DATA

YEAR	1	2	3	4	5	6	7	8	9	AT 110 MONTHS
SURVIVAL PROBABILITY	100.00%	100.00%	100.00%	100.00%	100.00%	100.00%	100.00%	100.00%	100.00%	100.00%
± 1 STANDARD ERROR	0.00%	0.00%	0.00%	0.00%	0.00%	0.00%	0.00%	0.00%	0.00%	0.00%
SAMPLE SIZE	380	340	280	210	160	140	120	90	70	50

# Single-Chamber Implantable Cardioverter Defibrillator (ICD) Devices

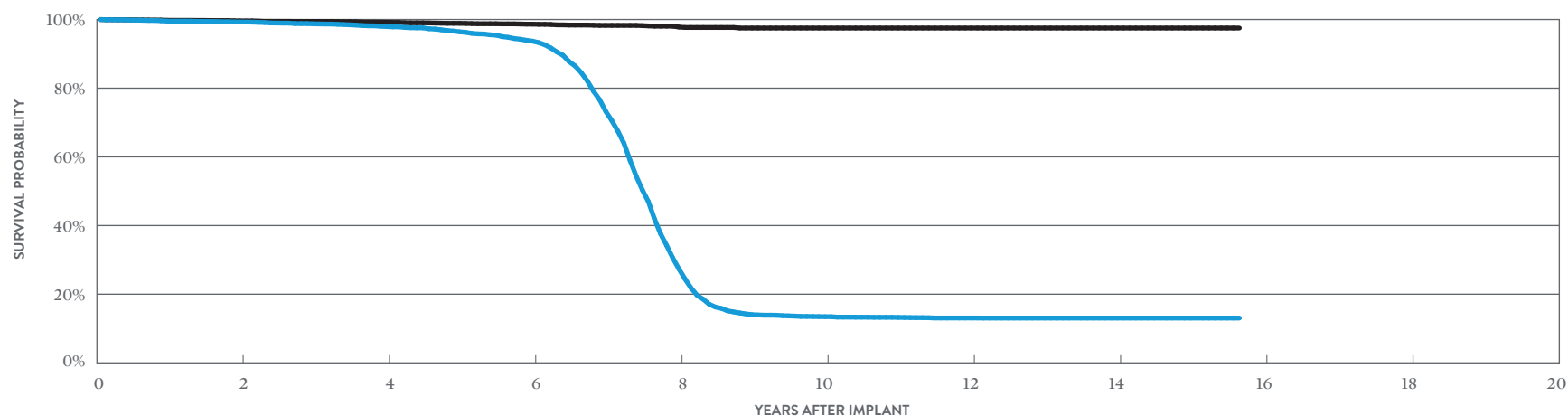
## CUSTOMER REPORTED PERFORMANCE DATA

### Atlas™ II VR

#### MODEL V-168

US Regulatory Approval	July 2006
Registered US Implants	10,605
Estimated Active US Implants	827
Estimated Longevity	(see table on page 158)
Normal Battery Depletion	1,863
Max. Delivered Energy	36 joules
Number of US Advisories (see pg. 306)	One

	MALFUNCTIONS W/ COMPROMISED THERAPY		MALFUNCTIONS W/O COMPROMISED THERAPY	
	QTY	RATE	QTY	RATE
Electrical Component	4	0.04%	3	0.03%
Electrical Interconnect	2	0.02%	0	0.00%
Battery	10	0.09%	2	0.02%
High Voltage Capacitor	1	<0.01%	0	0.00%
Software/Firmware	0	0.00%	0	0.00%
Mechanical	1	<0.01%	4	0.04%
Possible Early Battery Depletion	10	0.09%	5	0.05%
Other	10	0.09%	5	0.05%
<b>Total</b>	<b>38</b>	<b>0.36%</b>	<b>19</b>	<b>0.18%</b>



#### INCLUDING NORMAL BATTERY DEPLETION

YEAR	2	4	6	8	10	12	14	AT 188 MONTHS
SURVIVAL PROBABILITY	99.27%	97.95%	93.69%	27.38%	13.46%	13.08%	13.06%	13.06%
± 1 STANDARD ERROR	0.09%	0.16%	0.31%	0.63%	0.43%	0.42%	0.42%	0.42%
SAMPLE SIZE	8,440	6,330	4,840	2,640	1,130	990	810	220

#### EXCLUDING NORMAL BATTERY DEPLETION

YEAR	2	4	6	8	10	12	14	AT 188 MONTHS
SURVIVAL PROBABILITY	99.59%	99.19%	98.65%	97.80%	97.52%	97.52%	97.52%	97.52%
± 1 STANDARD ERROR	0.06%	0.10%	0.14%	0.19%	0.26%	0.26%	0.26%	0.26%

# Single-Chamber Implantable Cardioverter Defibrillator (ICD) Devices

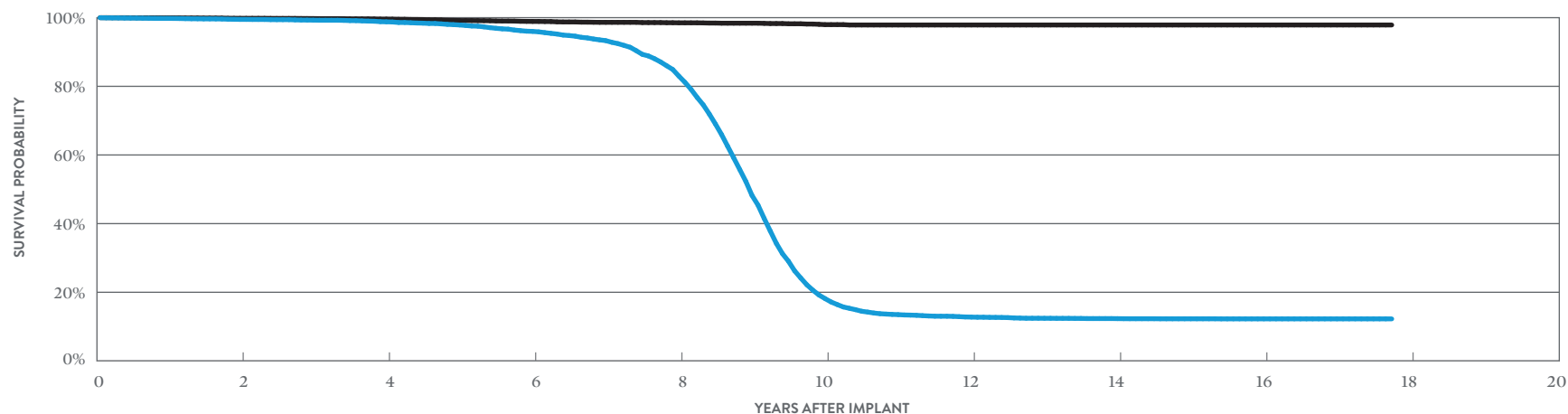
## CUSTOMER REPORTED PERFORMANCE DATA

### Atlas™ + VR

#### MODEL V-193

US Regulatory Approval	October 2003
Registered US Implants	20,795
Estimated Active US Implants	1,255
Estimated Longevity	(see table on page 158)
Normal Battery Depletion	2,999
Max. Delivered Energy	36 joules
Number of US Advisories (see pgs. 306, 307, 308)	Three

	MALFUNCTIONS W/ COMPROMISED THERAPY		MALFUNCTIONS W/O COMPROMISED THERAPY	
	QTY	RATE	QTY	RATE
Electrical Component	2	<0.01%	2	<0.01%
Electrical Interconnect	5	0.02%	1	<0.01%
Battery	9	0.04%	2	<0.01%
High Voltage Capacitor	2	<0.01%	1	<0.01%
Software/Firmware	0	0.00%	1	<0.01%
Mechanical	0	0.00%	5	0.02%
Possible Early Battery Depletion	26	0.13%	5	0.02%
Other	13	0.06%	7	0.03%
<b>Total</b>	<b>57</b>	<b>0.27%</b>	<b>24</b>	<b>0.12%</b>



#### INCLUDING NORMAL BATTERY DEPLETION

YEAR	2	4	6	8	10	12	14	16	AT 213 MONTHS
SURVIVAL PROBABILITY	99.49%	98.79%	96.00%	82.98%	18.15%	12.77%	12.32%	12.25%	12.25%
± 1 STANDARD ERROR	0.05%	0.09%	0.19%	0.39%	0.41%	0.33%	0.32%	0.32%	0.32%
SAMPLE SIZE	16,620	12,490	9,260	6,740	3,110	1,640	1,430	1,130	220

#### EXCLUDING NORMAL BATTERY DEPLETION

YEAR	2	4	6	8	10	12	14	16	AT 213 MONTHS
SURVIVAL PROBABILITY	99.81%	99.59%	98.90%	98.50%	97.97%	97.87%	97.87%	97.87%	97.87%
± 1 STANDARD ERROR	0.03%	0.05%	0.10%	0.12%	0.17%	0.19%	0.19%	0.19%	0.19%



**BATTERY LONGEVITY SUMMARY**

**Single-Chamber  
Implantable Cardioverter  
Defibrillator (ICD) Devices**

## Single-Chamber Implantable Cardioverter Defibrillator (ICD) Devices

### Battery Longevity (years)

MODELS	FAMILY	NO PACING	25% PACING	50% PACING	100% PACING
CDVRA500Q	Gallant <sup>™</sup> VR*	11.2	10.8	10.4	9.8
CD1411-36Q	Ellipse <sup>™</sup> VR*	11.1	10.6	10.1	9.4
CD1411-36C	Ellipse <sup>™</sup> VR*	11.1	10.6	10.1	9.4
CD1357-40Q	Fortify Assura <sup>™</sup> VR**	11.7	11.3	10.8	10.1
CD1357-40C	Fortify Assura <sup>™</sup> VR**	11.7	11.3	10.8	10.1
CD1257-40Q	Fortify Assura <sup>™</sup> VR**	11.7	11.3	10.8	10.1
CD1257-40	Fortify Assura <sup>™</sup> VR**	11.7	11.3	10.8	10.1
CD1311-36Q	Ellipse <sup>™</sup> VR*	11.1	10.6	10.1	9.4
CD1311-36	Ellipse <sup>™</sup> VR*	11.1	10.6	10.1	9.4
CD1231-40Q	Fortify <sup>™</sup> VR**	10.8	10.3	9.9	9.1
CD1231-40	Fortify <sup>™</sup> VR**	10.8	10.3	9.9	9.1
CD1211-36Q	Current <sup>™</sup> + VR***	8.4	8.0	7.6	7.0
CD1211-36	Current <sup>™</sup> + VR***	8.4	8.0	7.6	7.0
I207-36	Current <sup>™</sup> VR RF***	8.4	8.0	7.6	7.0
V-168	Atlas <sup>™</sup> II VR***	8.4	8.0	7.6	7.0
V-193	Atlas <sup>™</sup> + VR***	8.6	8.2	7.9	7.3

Pacing parameters: VVI, 2.5V, 0.5 ms, 60 ppm, 500 ohms

\* Battery voltage range 3.20-2.59. Two maximum charges per year.

\*\* Battery voltage range 3.20-2.59. Three maximum charges per year.

\*\*\* Battery voltage range: 3.20-2.45. Four maximum charges per year as well as monthly charging during the battery's mid-life voltage range.

**SUMMARY INFORMATION**

**Single-Chamber  
Implantable Cardioverter  
Defibrillator (ICD) Devices**

## Single-Chamber Implantable Cardioverter Defibrillator (ICD) Devices Survival Probability Summary

### INCLUDING NORMAL BATTERY DEPLETION

MODELS	FAMILY	1 YEAR	2 YEAR	3 YEAR	4 YEAR	5 YEAR	6 YEAR	7 YEAR	8 YEAR	9 YEAR	10 YEAR
CDVRA500Q	Gallant™ VR*	100.00%	100.00%								
CD1411-36Q	Ellipse™ VR	99.86%	99.66%	99.62%	99.58%	99.42%	99.35%	99.08%	97.81%	95.67%	
CD1411-36C	Ellipse™ VR	99.94%	99.90%	99.87%	99.73%	99.68%	99.54%	99.31%	98.42%		
CD1357-40Q	Fortify Assura™ VR	99.86%	99.79%	99.78%	99.74%	99.72%	99.72%	99.72%			
CD1357-40Q	Fortify Assura™ VR†	99.74%	99.24%	96.65%	90.37%	84.11%	79.42%	75.24%	71.71%	69.59%	
CD1357-40C	Fortify Assura™ VR	99.96%	99.87%	99.87%	99.81%	99.65%	99.49%	99.49%			
CD1357-40C	Fortify Assura™ VR†	99.80%	99.26%	97.05%	91.57%	86.88%	82.09%	79.08%	75.89%		
CD1257-40Q	Fortify Assura™ VR†	99.92%	99.77%	99.32%	97.22%	93.20%	89.99%	87.56%	85.53%	83.80%	83.80%
CD1257-40	Fortify Assura™ VR†	99.63%	99.52%	98.76%	98.28%	94.85%	92.33%	91.16%	89.38%	88.22%	88.22%
CD1311-36Q	Ellipse™ VR	99.51%	99.11%	98.07%	97.59%	97.22%	96.94%	95.62%	94.37%	93.16%	92.49%
CD1311-36	Ellipse™ VR	98.87%	98.28%	97.95%	97.24%	96.37%	95.96%	94.36%	93.75%	93.48%	92.90%
CD1231-40Q	Fortify™ VR†	99.73%	99.66%	99.12%	97.75%	95.82%	92.73%	88.24%	84.78%	82.06%	79.58%
CD1231-40	Fortify™ VR†	99.74%	99.63%	99.34%	97.69%	96.31%	93.78%	89.33%	85.91%	84.04%	82.15%
CD1211-36Q	Current™ + VR	99.54%	99.29%	98.76%	98.48%	97.13%	96.43%	94.43%	87.48%	50.36%	31.74%
CD1211-36	Current™ + VR	99.71%	99.50%	99.08%	98.33%	97.72%	96.68%	94.32%	82.36%	45.31%	31.92%
1207-36	Current™ VR RF	99.60%	99.18%	98.69%	98.26%	97.60%	96.07%	94.06%	87.32%	53.02%	26.87%
V-168	Atlas™ II VR	99.54%	99.27%	98.74%	97.95%	96.41%	93.69%	73.23%	27.38%	14.05%	13.46%
V-193	Atlas™ + VR	99.78%	99.49%	99.28%	98.79%	97.87%	96.00%	93.31%	82.98%	48.23%	18.15%

\*No survival probability is stated at one year due to the device not meeting the required minimum sample size of 200 U.S. implants with 12 consecutive months of data. Please refer to the individual graphs for data up to one year.

†Premature battery depletion advisory population.

## Single-Chamber Implantable Cardioverter Defibrillator (ICD) Devices Survival Probability Summary

### EXCLUDING NORMAL BATTERY DEPLETION

MODELS	FAMILY	1 YEAR	2 YEAR	3 YEAR	4 YEAR	5 YEAR	6 YEAR	7 YEAR	8 YEAR	9 YEAR	10 YEAR
CDVRA500Q	Gallant™ VR*	100.00%	100.00%								
CDI411-36Q	Ellipse™ VR	99.88%	99.78%	99.73%	99.70%	99.60%	99.57%	99.43%	99.15%	99.02%	
CDI411-36C	Ellipse™ VR	99.94%	99.94%	99.90%	99.81%	99.76%	99.76%	99.67%	99.53%		
CDI357-40Q	Fortify Assura™ VR	99.89%	99.85%	99.85%	99.82%	99.79%	99.79%	99.79%			
CDI357-40Q	Fortify Assura™ VR†	99.77%	99.31%	96.72%	90.58%	84.35%	79.77%	75.60%	72.13%	70.00%	
CDI357-40C	Fortify Assura™ VR	99.96%	99.92%	99.92%	99.86%	99.78%	99.63%	99.63%			
CDI357-40C	Fortify Assura™ VR†	99.90%	99.45%	97.23%	91.86%	87.26%	82.69%	79.75%	76.97%		
CDI257-40Q	Fortify Assura™ VR†	99.96%	99.86%	99.57%	97.46%	93.49%	90.27%	88.05%	86.16%	84.66%	84.66%
CDI257-40	Fortify Assura™ VR†	99.63%	99.63%	99.16%	98.69%	95.66%	93.12%	92.29%	90.49%	89.31%	89.31%
CDI311-36Q	Ellipse™ VR	99.51%	99.11%	98.07%	97.59%	97.22%	97.08%	96.66%	96.02%	95.37%	95.09%
CDI311-36	Ellipse™ VR	98.87%	98.43%	98.10%	97.39%	96.52%	96.11%	95.88%	95.88%	95.60%	95.01%
CDI231-40Q	Fortify™ VR†	99.82%	99.78%	99.35%	98.20%	96.62%	93.93%	89.55%	86.09%	83.64%	81.70%
CDI231-40	Fortify™ VR†	99.97%	99.89%	99.67%	98.17%	96.98%	94.49%	90.21%	86.81%	85.39%	83.97%
CDI211-36Q	Current™ + VR	99.66%	99.41%	98.94%	98.87%	98.30%	98.22%	98.22%	98.02%	97.76%	97.59%
CDI211-36	Current™ + VR	99.71%	99.64%	99.22%	98.97%	98.79%	98.68%	98.06%	97.53%	96.87%	96.87%
1207-36	Current™ VR RF	99.73%	99.57%	99.19%	98.92%	98.59%	98.08%	97.99%	97.72%	96.17%	95.51%
V-168	Atlas™ II VR	99.77%	99.59%	99.43%	99.19%	98.89%	98.65%	98.29%	97.80%	97.52%	97.52%
V-193	Atlas™ + VR	99.95%	99.81%	99.74%	99.59%	99.16%	98.90%	98.64%	98.50%	98.39%	97.97%

\*No survival probability is stated at one year due to the device not meeting the required minimum sample size of 200 U.S. implants with 12 consecutive months of data. Please refer to the individual graphs for data up to one year.

†Premature battery depletion advisory population.

# Single-Chamber Implantable Cardioverter Defibrillator (ICD) Devices

## US Malfunction Summary

### WITH COMPROMISED THERAPY

MODELS	FAMILY	REGISTERED US IMPLANTS	PERCENT RETURNED FOR ANALYSIS	ELECTRICAL COMPONENT		ELECTRICAL INTERCONNECT		BATTERY		HIGH VOLTAGE CAPACITOR		SOFTWARE/FIRMWARE		MECHANICAL		POSSIBLE EARLY BATTERY DEPLETION		OTHER		TOTAL	
				QTY	RATE	QTY	RATE	QTY	RATE	QTY	RATE	QTY	RATE	QTY	RATE	QTY	RATE	QTY	RATE	QTY	RATE
CDVRA500Q	Gallant™ VR	8,542	0.90%	0	0.00%	0	0.00%	0	0.00%	0	0.00%	0	0.00%	0	0.00%	0	0.00%	0	0.00%	0	0.00%
CD1411-36Q	Ellipse™ VR	23,759	5.30%	5	0.02%	0	0.00%	0	0.00%	10	0.04%	0	0.00%	0	0.00%	0	0.00%	2	<0.01%	17	0.07%
CD1411-36C	Ellipse™ VR	7,246	7.40%	0	0.00%	0	0.00%	0	0.00%	0	0.00%	0	0.00%	0	0.00%	0	0.00%	0	0.00%	0	0.00%
CD1357-40Q	Fortify Assura™ VR	25,421	4.80%	2	<0.01%	2	<0.01%	0	0.00%	0	0.00%	0	0.00%	0	0.00%	0	0.00%	3	0.01%	7	0.03%
CD1357-40Q	Fortify Assura™ VR†	10,214	18.10%	5	0.05%	1	<0.01%	0	0.00%	2	0.02%	1	<0.01%	0	0.00%	68	0.67%	4	0.04%	81	0.79%
CD1357-40C	Fortify Assura™ VR	5,903	6.30%	0	0.00%	0	0.00%	0	0.00%	0	0.00%	0	0.00%	0	0.00%	0	0.00%	0	0.00%	0	0.00%
CD1357-40C	Fortify Assura™ VR†	4,131	19.70%	3	0.07%	1	0.02%	0	0.00%	1	0.02%	0	0.00%	1	0.02%	9	0.22%	0	0.00%	15	0.36%
CD1257-40Q	Fortify Assura™ VR†	5,079	14.90%	1	0.02%	1	0.02%	0	0.00%	0	0.00%	0	0.00%	0	0.00%	20	0.39%	1	0.02%	23	0.45%
CD1257-40	Fortify Assura™ VR†	2,294	17.30%	2	0.09%	2	0.09%	1	0.04%	0	0.00%	0	0.00%	0	0.00%	7	0.31%	2	0.09%	14	0.61%
CD1311-36Q	Ellipse™ VR	4,742	10.70%	3	0.06%	0	0.00%	0	0.00%	38	0.80%	1	0.02%	1	0.02%	0	0.00%	1	0.02%	44	0.93%
CD1311-36	Ellipse™ VR	1,621	13.40%	4	0.25%	1	0.06%	0	0.00%	8	0.49%	0	0.00%	2	0.12%	0	0.00%	2	0.12%	17	1.05%
CD1231-40Q	Fortify™ VR†	16,184	16.50%	7	0.04%	2	0.01%	18	0.11%	1	<0.01%	0	0.00%	0	0.00%	130	0.80%	9	0.06%	167	1.03%
CD1231-40	Fortify™ VR†	6,781	17.60%	5	0.07%	0	0.00%	4	0.06%	10	0.15%	0	0.00%	0	0.00%	44	0.65%	6	0.09%	69	1.02%
CD1211-36Q	Current™ + VR	4,432	24.90%	4	0.09%	0	0.00%	5	0.11%	1	0.02%	0	0.00%	0	0.00%	6	0.14%	3	0.07%	19	0.43%
CD1211-36	Current™ + VR	3,641	24.30%	3	0.08%	2	0.05%	5	0.14%	2	0.05%	0	0.00%	0	0.00%	5	0.14%	2	0.05%	19	0.52%
1207-36	Current™ VR RF	13,293	26.30%	6	0.05%	10	0.08%	10	0.08%	1	<0.01%	1	<0.01%	0	0.00%	14	0.11%	9	0.07%	51	0.38%
V-168	Atlas™ II VR	10,605	28.10%	4	0.04%	2	0.02%	10	0.09%	1	<0.01%	0	0.00%	1	<0.01%	10	0.09%	10	0.09%	38	0.36%
V-193	Atlas™ + VR	20,795	25.70%	2	<0.01%	5	0.02%	9	0.04%	2	<0.01%	0	0.00%	0	0.00%	26	0.13%	13	0.06%	57	0.27%

Definitions of malfunction categories can be found on [pages 5-6](#).

†Premature battery depletion advisory population.

# Single-Chamber Implantable Cardioverter Defibrillator (ICD) Devices

## US Malfunction Summary

### WITHOUT COMPROMISED THERAPY

MODELS	FAMILY	REGISTERED US IMPLANTS	PERCENT RETURNED FOR ANALYSIS	ELECTRICAL COMPONENT		ELECTRICAL INTERCONNECT		BATTERY		HIGH VOLTAGE CAPACITOR		SOFTWARE/FIRMWARE		MECHANICAL		POSSIBLE EARLY BATTERY DEPLETION		OTHER		TOTAL	
				QTY	RATE	QTY	RATE	QTY	RATE	QTY	RATE	QTY	RATE	QTY	RATE	QTY	RATE	QTY	RATE	QTY	RATE
CDVRA500Q	Gallant™ VR	8,542	0.90%	0	0.00%	0	0.00%	0	0.00%	0	0.00%	0	0.00%	0	0.00%	0	0.00%	0	0.00%	0	0.00%
CD141I-36Q	Ellipse™ VR	23,759	5.30%	5	0.02%	0	0.00%	1	<0.01%	6	0.03%	1	<0.01%	3	0.01%	2	<0.01%	4	0.02%	22	0.09%
CD141I-36C	Ellipse™ VR	7,246	7.40%	3	0.04%	0	0.00%	0	0.00%	1	0.01%	0	0.00%	1	0.01%	1	0.01%	2	0.03%	8	0.11%
CD1357-40Q	Fortify Assura™ VR	25,421	4.80%	6	0.02%	0	0.00%	0	0.00%	0	0.00%	1	<0.01%	1	<0.01%	0	0.00%	3	0.01%	11	0.04%
CD1357-40Q	Fortify Assura™ VR†	10,214	18.10%	8	0.08%	0	0.00%	9	0.09%	0	0.00%	0	0.00%	0	0.00%	669	6.55%	6	0.06%	692	6.78%
CD1357-40C	Fortify Assura™ VR	5,903	6.30%	1	0.02%	0	0.00%	0	0.00%	0	0.00%	0	0.00%	1	0.02%	2	0.03%	1	0.02%	5	0.08%
CD1357-40C	Fortify Assura™ VR†	4,131	19.70%	2	0.05%	0	0.00%	6	0.15%	0	0.00%	1	0.02%	0	0.00%	215	5.20%	2	0.05%	226	5.47%
CD1257-40Q	Fortify Assura™ VR†	5,079	14.90%	2	0.04%	0	0.00%	4	0.08%	0	0.00%	0	0.00%	0	0.00%	157	3.09%	0	0.00%	163	3.21%
CD1257-40	Fortify Assura™ VR†	2,294	17.30%	0	0.00%	0	0.00%	2	0.09%	0	0.00%	0	0.00%	0	0.00%	46	2.01%	1	0.04%	49	2.14%
CD131I-36Q	Ellipse™ VR	4,742	10.70%	4	0.08%	1	0.02%	0	0.00%	14	0.30%	0	0.00%	0	0.00%	0	0.00%	5	0.11%	24	0.51%
CD131I-36	Ellipse™ VR	1,621	13.40%	2	0.12%	0	0.00%	0	0.00%	4	0.25%	1	0.06%	1	0.06%	0	0.00%	0	0.00%	8	0.49%
CD1231-40Q	Fortify™ VR†	16,184	16.50%	10	0.06%	0	0.00%	48	0.30%	1	<0.01%	1	<0.01%	0	0.00%	427	2.64%	7	0.04%	494	3.05%
CD1231-40	Fortify™ VR†	6,781	17.60%	6	0.09%	0	0.00%	14	0.21%	4	0.06%	0	0.00%	1	0.01%	142	2.09%	6	0.09%	173	2.55%
CD121I-36Q	Current™ + VR	4,432	24.90%	3	0.07%	0	0.00%	3	0.07%	0	0.00%	2	0.05%	1	0.02%	1	0.02%	2	0.05%	12	0.27%
CD121I-36	Current™ + VR	3,641	24.30%	3	0.08%	0	0.00%	0	0.00%	0	0.00%	5	0.14%	0	0.00%	2	0.05%	1	0.03%	11	0.30%
1207-36	Current™ VR RF	13,293	26.30%	10	0.08%	0	0.00%	5	0.04%	1	<0.01%	18	0.14%	7	0.05%	18	0.14%	9	0.07%	68	0.51%
V-168	Atlas™ II VR	10,605	28.10%	3	0.03%	0	0.00%	2	0.02%	0	0.00%	0	0.00%	4	0.04%	5	0.05%	5	0.05%	19	0.18%
V-193	Atlas™ + VR	20,795	25.70%	2	<0.01%	1	<0.01%	2	<0.01%	1	<0.01%	1	<0.01%	5	0.02%	5	0.02%	7	0.03%	24	0.12%

Definitions of malfunction categories can be found on [pages 5-6](#).

†Premature battery depletion advisory population.

# Single-Chamber Implantable Cardioverter Defibrillator (ICD) Devices

## Worldwide Malfunction Summary

### WITH COMPROMISED THERAPY

MODELS	FAMILY	WORLDWIDE SALES	PERCENT RETURNED FOR ANALYSIS	ELECTRICAL COMPONENT		ELECTRICAL INTERCONNECT		BATTERY		HIGH VOLTAGE CAPACITOR		SOFTWARE/FIRMWARE		MECHANICAL		POSSIBLE EARLY BATTERY DEPLETION		OTHER		TOTAL	
				QTY	RATE	QTY	RATE	QTY	RATE	QTY	RATE	QTY	RATE	QTY	RATE	QTY	RATE	QTY	RATE	QTY	RATE
CDVRA500Q	Gallant™ VR	15,773	0.00%	0	0.00%	0	0.00%	0	0.00%	0	0.00%	0	0.00%	0	0.00%	0	0.00%	0	0.00%	0	0.00%
CD1411-36Q	Ellipse™ VR	24,313	0.00%	5	0.02%	0	0.00%	0	0.00%	10	0.04%	0	0.00%	0	0.00%	0	0.00%	2	<0.01%	17	0.07%
CD1411-36C	Ellipse™ VR	7,344	0.00%	0	0.00%	0	0.00%	0	0.00%	0	0.00%	0	0.00%	0	0.00%	0	0.00%	0	0.00%	0	0.00%
CD1357-40Q	Fortify Assura™ VR	35,983	0.00%	7	0.02%	3	<0.01%	0	0.00%	2	<0.01%	1	<0.01%	0	0.00%	68	0.19%	7	0.02%	88	0.24%
CD1357-40C	Fortify Assura™ VR	10,155	0.00%	3	0.03%	1	<0.01%	0	0.00%	1	<0.01%	0	0.00%	1	<0.01%	9	0.09%	0	0.00%	15	0.15%
CD1257-40Q	Fortify Assura™ VR	5,038	0.00%	1	0.02%	1	0.02%	0	0.00%	0	0.00%	0	0.00%	0	0.00%	20	0.40%	1	0.02%	23	0.46%
CD1257-40	Fortify Assura™ VR	2,298	0.00%	2	0.09%	2	0.09%	1	0.04%	0	0.00%	0	0.00%	0	0.00%	7	0.30%	2	0.09%	14	0.61%
CD1311-36Q	Ellipse™ VR	4,912	0.00%	3	0.06%	0	0.00%	0	0.00%	38	0.77%	1	0.02%	1	0.02%	0	0.00%	1	0.02%	44	0.90%
CD1311-36	Ellipse™ VR	1,628	0.00%	4	0.25%	1	0.06%	0	0.00%	9	0.55%	0	0.00%	2	0.12%	0	0.00%	2	0.12%	18	1.11%
CD1231-40Q	Fortify™ VR†	18,510	0.00%	8	0.04%	2	0.01%	18	0.10%	2	0.01%	0	0.00%	0	0.00%	145	0.78%	9	0.05%	184	0.99%
CD1231-40	Fortify™ VR†	11,422	0.00%	9	0.08%	0	0.00%	5	0.04%	10	0.09%	0	0.00%	0	0.00%	48	0.42%	6	0.05%	78	0.68%
CD1211-36Q	Current™ + VR	16,551	0.00%	15	0.09%	3	0.02%	9	0.05%	7	0.04%	0	0.00%	0	0.00%	8	0.05%	8	0.05%	50	0.30%
CD1211-36	Current™ + VR	14,877	0.00%	5	0.03%	4	0.03%	5	0.03%	6	0.04%	0	0.00%	0	0.00%	11	0.07%	11	0.07%	42	0.28%
1207-36	Current™ VR RF	24,846	0.00%	12	0.05%	31	0.12%	18	0.07%	1	<0.01%	2	<0.01%	1	<0.01%	32	0.13%	12	0.05%	109	0.44%
V-168	Atlas™ II VR	23,946	0.00%	8	0.03%	5	0.02%	19	0.08%	1	<0.01%	0	0.00%	1	<0.01%	22	0.09%	21	0.09%	77	0.32%
V-193	Atlas™ + VR	39,596	0.00%	6	0.02%	9	0.02%	15	0.04%	5	0.01%	1	<0.01%	1	<0.01%	71	0.18%	32	0.08%	140	0.35%

Definitions of malfunction categories can be found on [pages 5-6](#).



# Single-Chamber Implantable Cardioverter Defibrillator (ICD) Devices

## Worldwide Malfunction Summary

### WITHOUT COMPROMISED THERAPY

MODELS	FAMILY	WORLDWIDE SALES	PERCENT RETURNED FOR ANALYSIS	ELECTRICAL COMPONENT		ELECTRICAL INTERCONNECT		BATTERY		HIGH VOLTAGE CAPACITOR		SOFTWARE/FIRMWARE		MECHANICAL		POSSIBLE EARLY BATTERY DEPLETION		OTHER		TOTAL	
				QTY	RATE	QTY	RATE	QTY	RATE	QTY	RATE	QTY	RATE	QTY	RATE	QTY	RATE	QTY	RATE	QTY	RATE
CDVRA500Q	Gallant™ VR	15,773	0.68%	2	0.01%	0	0.00%	0	0.00%	0	0.00%	0	0.00%	0	0.00%	0	0.00%	0	0.00%	2	0.01%
CD1411-36Q	Ellipse™ VR	24,313	12.39%	5	0.02%	0	0.00%	1	<0.01%	6	0.02%	1	<0.01%	3	0.01%	2	<0.01%	4	0.02%	22	0.09%
CD1411-36C	Ellipse™ VR	7,344	15.42%	3	0.04%	0	0.00%	0	0.00%	1	0.01%	0	0.00%	1	0.01%	1	0.01%	2	0.03%	8	0.11%
CD1357-40Q	Fortify Assura™ VR	35,983	17.97%	14	0.04%	0	0.00%	9	0.03%	0	0.00%	1	<0.01%	1	<0.01%	669	1.86%	9	0.03%	703	1.95%
CD1357-40C	Fortify Assura™ VR	10,155	10.99%	4	0.04%	0	0.00%	6	0.06%	0	0.00%	1	<0.01%	1	<0.01%	217	2.14%	3	0.03%	232	2.28%
CD1257-40Q	Fortify Assura™ VR	5,038	15.17%	2	0.04%	0	0.00%	4	0.08%	0	0.00%	0	0.00%	0	0.00%	157	3.12%	0	0.00%	163	3.24%
CD1257-40	Fortify Assura™ VR	2,298	15.34%	0	0.00%	0	0.00%	2	0.09%	0	0.00%	0	0.00%	0	0.00%	46	2.00%	1	0.04%	49	2.13%
CD1311-36Q	Ellipse™ VR	4,912	11.54%	4	0.08%	1	0.02%	0	0.00%	14	0.29%	0	0.00%	0	0.00%	0	0.00%	5	0.10%	24	0.49%
CD1311-36	Ellipse™ VR	1,628	8.34%	2	0.12%	0	0.00%	0	0.00%	4	0.25%	1	0.06%	1	0.06%	0	0.00%	0	0.00%	8	0.49%
CD1231-40Q	Fortify™ VR†	18,510	6.82%	13	0.07%	1	<0.01%	49	0.26%	1	<0.01%	1	<0.01%	0	0.00%	476	2.57%	7	0.04%	548	2.96%
CD1231-40	Fortify™ VR†	11,422	17.63%	6	0.05%	0	0.00%	14	0.12%	4	0.04%	0	0.00%	1	<0.01%	157	1.37%	6	0.05%	188	1.65%
CD1211-36Q	Current™ + VR	16,551	15.45%	9	0.05%	0	0.00%	8	0.05%	3	0.02%	3	0.02%	1	<0.01%	9	0.05%	14	0.08%	47	0.28%
CD1211-36	Current™ + VR	14,877	16.44%	7	0.05%	0	0.00%	3	0.02%	0	0.00%	9	0.06%	0	0.00%	6	0.04%	8	0.05%	33	0.22%
1207-36	Current™ VR RF	24,846	0.00%	17	0.07%	3	0.01%	13	0.05%	1	<0.01%	52	0.21%	12	0.05%	29	0.12%	15	0.06%	142	0.57%
V-168	Atlas™ II VR	23,946	0.00%	4	0.02%	0	0.00%	6	0.03%	0	0.00%	0	0.00%	12	0.05%	10	0.04%	9	0.04%	41	0.17%
V-193	Atlas™ + VR	39,596	0.00%	4	0.01%	3	<0.01%	8	0.02%	1	<0.01%	2	<0.01%	14	0.04%	11	0.03%	13	0.03%	56	0.14%

Definitions of malfunction categories can be found on [pages 5-6](#).

## Single-Chamber Implantable Cardioverter Defibrillator (ICD) Devices Actively Monitored Study Data Summary

### QUALIFYING COMPLICATIONS

MODELS	NUMBER OF DEVICES ENROLLED	ACTIVE DEVICES ENROLLED	CUMULATIVE MONTHS OF FOLLOW-UP	INAPPROPRIATE SHOCK		LOSS OF TELEMETRY		PERICARDIAL EFFUSION		PREMATURE BATTERY DEPLETION		SKIN EROSION		TOTAL	
				QTY	RATE	QTY	RATE	QTY	RATE	QTY	RATE	QTY	RATE	QTY	RATE
CD1231-40Q	160	0	11,424	0	0.00%	0	0.00%	0	0.00%	2	1.25%	0	0.00%	2	1.25%
CD1211-36Q	363	0	26,608	1	0.28%	0	0.00%	0	0.00%	1	0.28%	0	0.00%	2	0.55%
1207-36	395	0	21,879	0	0.00%	0	0.00%	0	0.00%	0	0.00%	0	0.00%	0	0.00%

A list of of complications can be found on [page 12](#).

## Single-Chamber Implantable Cardioverter Defibrillator (ICD) Devices Actively Monitored Study Data Summary

### MALFUNCTIONS WITH COMPROMISED THERAPY

MODELS	FAMILY	NUMBER OF DEVICES ENROLLED	PERCENT RETURNED FOR ANALYSIS	ELECTRICAL COMPONENT		ELECTRICAL INTERCONNECT		BATTERY		HIGH VOLTAGE CAPACITOR		SOFTWARE/FIRMWARE		MECHANICAL		POSSIBLE EARLY BATTERY DEPLETION		OTHER		TOTAL	
				QTY	RATE	QTY	RATE	QTY	RATE	QTY	RATE	QTY	RATE	QTY	RATE	QTY	RATE	QTY	RATE	QTY	RATE
CD1231-40Q	Fortify™ VR	160	20.60%	0	0.00%	0	0.00%	0	0.00%	1	0.63%	0	0.00%	0	0.00%	2	1.25%	0	0.00%	3	1.88%
CD1211-36Q	Current™ + VR	363	32.20%	0	0.00%	0	0.00%	1	0.28%	0	0.00%	0	0.00%	0	0.00%	0	0.00%	0	0.00%	1	0.28%
1207-36	Current™ VR RF	395	36.70%	0	0.00%	0	0.00%	0	0.00%	0	0.00%	0	0.00%	0	0.00%	0	0.00%	0	0.00%	0	0.00%

### MALFUNCTIONS WITHOUT COMPROMISED THERAPY

MODELS	FAMILY	NUMBER OF DEVICES ENROLLED	PERCENT RETURNED FOR ANALYSIS	ELECTRICAL COMPONENT		ELECTRICAL INTERCONNECT		BATTERY		HIGH VOLTAGE CAPACITOR		SOFTWARE/FIRMWARE		MECHANICAL		POSSIBLE EARLY BATTERY DEPLETION		OTHER		TOTAL	
				QTY	RATE	QTY	RATE	QTY	RATE	QTY	RATE	QTY	RATE	QTY	RATE	QTY	RATE	QTY	RATE	QTY	RATE
CD1231-40Q	Fortify™ VR	160	20.60%	0	0.00%	0	0.00%	1	0.63%	0	0.00%	0	0.00%	0	0.00%	8	5.00%	0	0.00%	9	5.63%
CD1211-36Q	Current™ + VR	363	32.20%	0	0.00%	0	0.00%	0	0.00%	0	0.00%	1	0.28%	0	0.00%	1	0.28%	0	0.00%	2	0.55%
1207-36	Current™ VR RF	395	36.70%	1	0.25%	0	0.00%	0	0.00%	0	0.00%	0	0.00%	0	0.00%	0	0.00%	0	0.00%	1	0.25%

Definitions of malfunction categories can be found on [pages 5-6](#).

# Defibrillation Leads

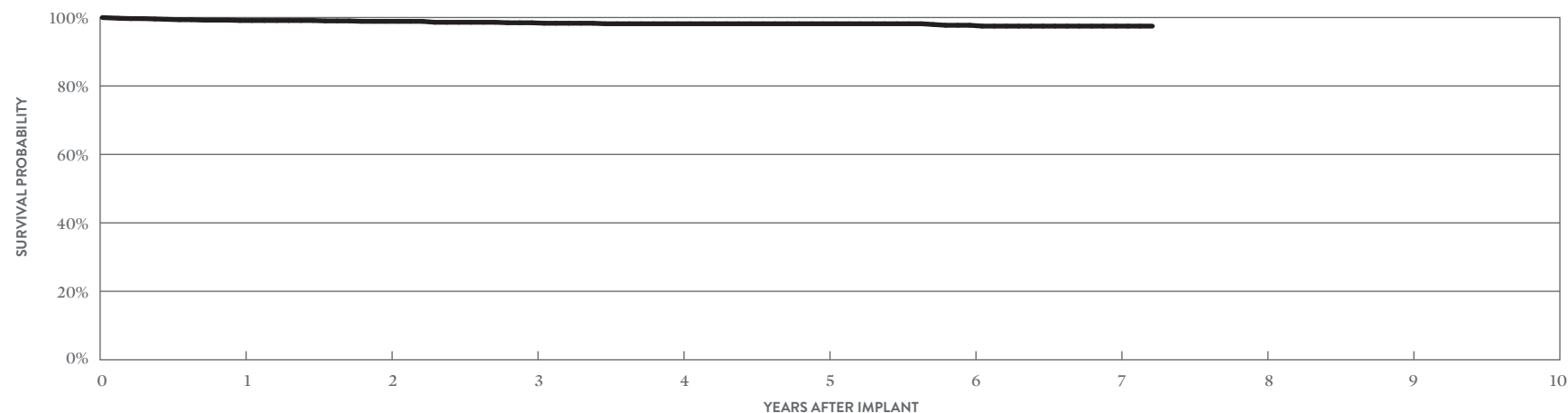
## Defibrillation Leads

### CUSTOMER REPORTED PERFORMANCE DATA

## Optisure™ DF4

### MODEL LDA230Q

		ACUTE OBSERVATIONS (POST IMPLANT, ≤30 DAYS)		CHRONIC COMPLICATIONS (>30 DAYS)		MALFUNCTIONS			
		QTY	RATE	QTY	RATE	QTY	RATE		
US Regulatory Approval	February 2014	Cardiac Perforation	1	0.09%	0	0.00%	Conductor Fracture	1	0.09%
Registered US Implants	1,060	Conductor Fracture	0	0.00%	0	0.00%	Clavicular Crush	0	0.00%
Estimated Active US Implants	581	Lead Dislodgement	1	0.09%	3	0.28%	In the Pocket	0	0.00%
Insulation	Optim*	Failure to Capture	0	0.00%	6	0.57%	Intravascular	1	0.09%
Type and/or Fixation	Dual Coil, Active	Oversensing	0	0.00%	6	0.57%	Insulation Breach	3	0.28%
Polarity	Bipolar	Failure to Sense	0	0.00%	1	0.09%	Lead-to-Can Contact	1	0.09%
Steroid	Yes	Insulation Breach	0	0.00%	0	0.00%	Lead-to-Lead Contact	0	0.00%
Number of US Advisories (see pg. 318)	One	Abnormal Pacing Impedance	1	0.09%	1	0.09%	Clavicular Crush	1	0.09%
		Abnormal Defibrillation Impedance	0	0.00%	0	0.00%	Externalized Conductors	0	0.00%
		Extracardiac Stimulation	1	0.09%	0	0.00%	Other	1	0.09%
		Other	0	0.00%	0	0.00%	Crimps, Welds & Bonds	0	0.00%
		<b>Total</b>	<b>4</b>	<b>0.38%</b>	<b>16</b>	<b>1.51%</b>	Other	0	0.00%
		<b>Total Returned for Analysis</b>	<b>1</b>		<b>8</b>		Extrinsic Factors	8	0.75%
							<b>Total</b>	<b>12</b>	<b>1.13%</b>



YEAR	1	2	3	4	5	6	7	AT 87 MONTHS
SURVIVAL PROBABILITY	99.13%	98.88%	98.47%	98.18%	98.18%	97.74%	97.49%	97.49%
± 1 STANDARD ERROR	0.28%	0.35%	0.42%	0.47%	0.47%	0.56%	0.61%	0.61%
SAMPLE SIZE	960	810	730	660	560	460	320	210

\*Optim™ lead insulation is a copolymer of silicone and polyurethane.

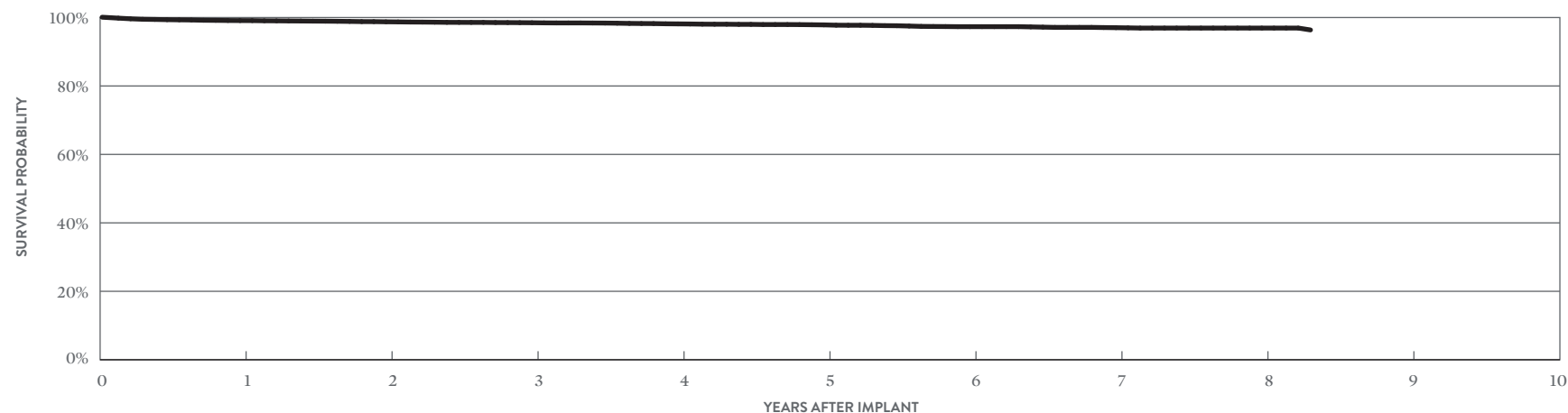
## Defibrillation Leads

### CUSTOMER REPORTED PERFORMANCE DATA

## Optisure™ DF4

### MODEL LDA220Q

		ACUTE OBSERVATIONS (POST IMPLANT, ≤30 DAYS)		CHRONIC COMPLICATIONS (>30 DAYS)		MALFUNCTIONS			
		QTY	RATE	QTY	RATE	QTY	RATE		
US Regulatory Approval	February 2014	Cardiac Perforation	14	0.11%	5	0.04%	Conductor Fracture	1	<0.01%
Registered US Implants	13,019	Conductor Fracture	0	0.00%	7	0.05%	Clavicular Crush	0	0.00%
Estimated Active US Implants	7,765	Lead Dislodgement	54	0.41%	82	0.63%	In the Pocket	0	0.00%
Insulation	Optim™*	Failure to Capture	24	0.18%	91	0.70%	Intravascular	1	<0.01%
Type and/or Fixation	Dual Coil, Active	Oversensing	5	0.04%	69	0.53%	Insulation Breach	7	0.05%
Polarity	Bipolar	Failure to Sense	2	0.02%	9	0.07%	Lead-to-Can Contact	2	0.02%
Steroid	Yes	Insulation Breach	0	0.00%	2	0.02%	Lead-to-Lead Contact	0	0.00%
Number of US Advisories (see pg. 318)	One	Abnormal Pacing Impedance	0	0.00%	15	0.12%	Clavicular Crush	2	0.02%
		Abnormal Defibrillation Impedance	5	0.04%	20	0.15%	Externalized Conductors	0	0.00%
		Extracardiac Stimulation	1	<0.01%	0	0.00%	Other	3	0.02%
		Other	6	0.05%	5	0.04%	Crimps, Welds & Bonds	0	0.00%
		<b>Total</b>	<b>111</b>	<b>0.85%</b>	<b>305</b>	<b>2.34%</b>	Other	0	0.00%
		<b>Total Returned for Analysis</b>	<b>44</b>		<b>86</b>		Extrinsic Factors	81	0.62%
							<b>Total</b>	<b>89</b>	<b>0.68%</b>



YEAR	1	2	3	4	5	6	7	8	AT 100 MONTHS
SURVIVAL PROBABILITY	99.11%	98.75%	98.48%	98.14%	97.85%	97.33%	97.03%	96.92%	96.37%
± 1 STANDARD ERROR	0.08%	0.10%	0.12%	0.14%	0.15%	0.19%	0.21%	0.23%	0.23%
SAMPLE SIZE	11,840	9,840	8,270	6,790	5,400	4,070	2,680	1,220	220

\*Optim™ lead insulation is a copolymer of silicone and polyurethane.

# Defibrillation Leads

## CUSTOMER REPORTED PERFORMANCE DATA

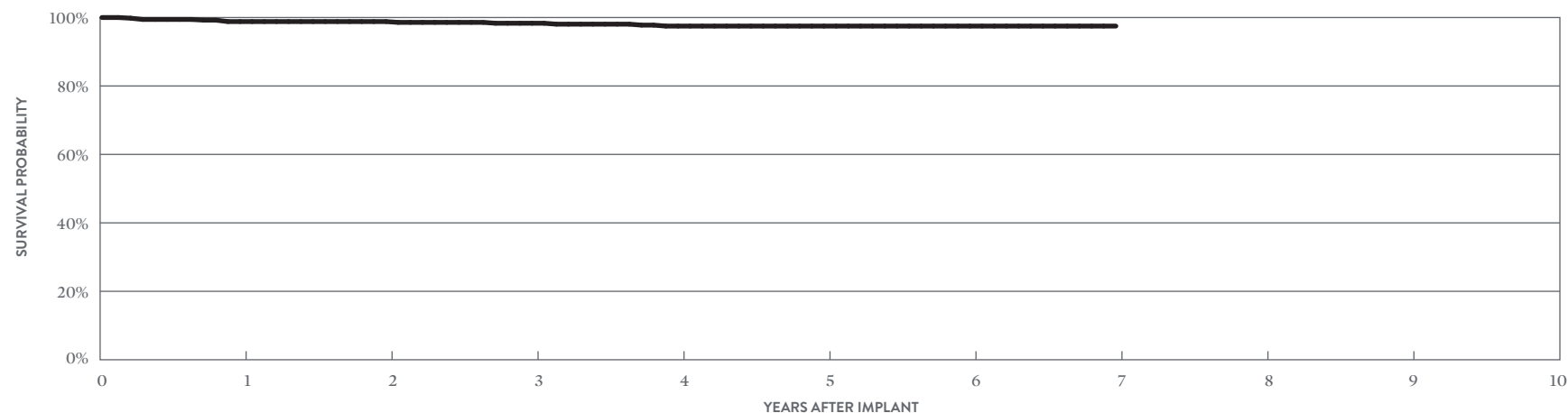
### Optisure™

#### MODEL LDA220

US Regulatory Approval	February 2014
Registered US Implants	631
Estimated Active US Implants	344
Insulation	Optim*
Type and/or Fixation	Dual Coil, Active
Polarity	Bipolar
Steroid	Yes
Number of US Advisories (see pg. 318)	One

	ACUTE OBSERVATIONS (POST IMPLANT, ≤30 DAYS)		CHRONIC COMPLICATIONS (>30 DAYS)	
	QTY	RATE	QTY	RATE
Cardiac Perforation	1	0.16%	0	0.00%
Conductor Fracture	0	0.00%	0	0.00%
Lead Dislodgement	0	0.00%	5	0.79%
Failure to Capture	0	0.00%	3	0.48%
Oversensing	0	0.00%	6	0.95%
Failure to Sense	0	0.00%	0	0.00%
Insulation Breach	0	0.00%	0	0.00%
Abnormal Pacing Impedance	0	0.00%	3	0.48%
Abnormal Defibrillation Impedance	0	0.00%	1	0.16%
Extracardiac Stimulation	0	0.00%	0	0.00%
Other	0	0.00%	0	0.00%
<b>Total</b>	<b>1</b>	<b>0.16%</b>	<b>18</b>	<b>2.85%</b>
<b>Total Returned for Analysis</b>	<b>0</b>		<b>4</b>	

MALFUNCTIONS	QTY	RATE
Conductor Fracture	0	0.00%
Clavicular Crush	0	0.00%
In the Pocket	0	0.00%
Intravascular	0	0.00%
Insulation Breach	0	0.00%
Lead-to-Can Contact	0	0.00%
Lead-to-Lead Contact	0	0.00%
Clavicular Crush	0	0.00%
Externalized Conductors	0	0.00%
Other	0	0.00%
Crimps, Welds & Bonds	0	0.00%
Other	0	0.00%
Extrinsic Factors	6	0.95%
<b>Total</b>	<b>6</b>	<b>0.95%</b>



YEAR	1	2	3	4	5	6	7
<b>SURVIVAL PROBABILITY</b>	98.82%	98.82%	98.33%	97.50%	97.50%	97.50%	97.50%
<b>± 1 STANDARD ERROR</b>	0.48%	0.48%	0.59%	0.76%	0.76%	0.76%	0.76%
<b>SAMPLE SIZE</b>	550	440	400	360	320	290	210

\*Optim™ lead insulation is a copolymer of silicone and polyurethane.

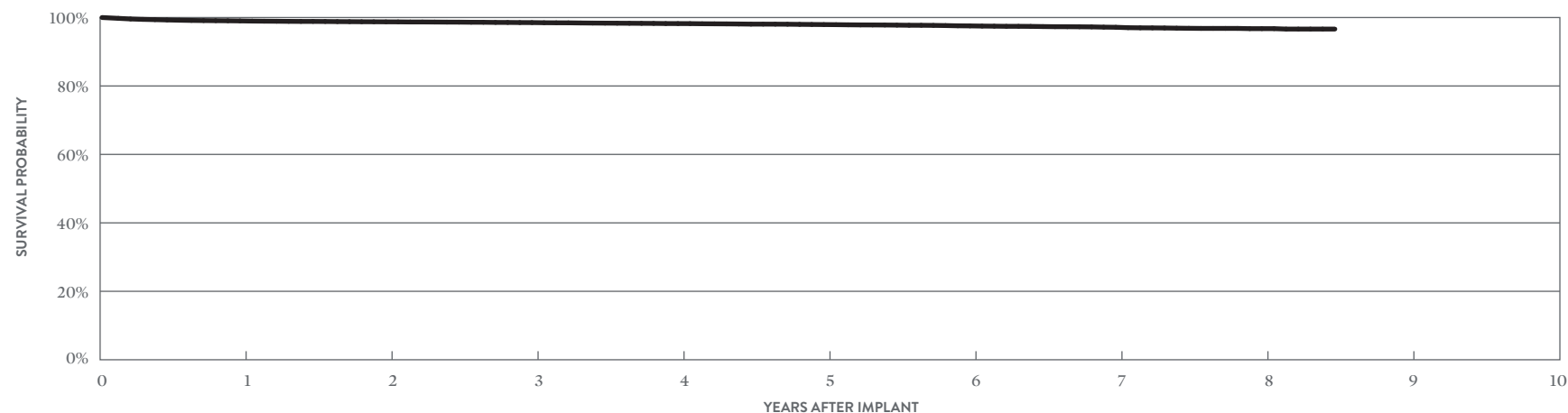
## Defibrillation Leads

### CUSTOMER REPORTED PERFORMANCE DATA

## Optisure™ DF4

### MODEL LDA210Q

		ACUTE OBSERVATIONS (POST IMPLANT, ≤30 DAYS)		CHRONIC COMPLICATIONS (>30 DAYS)		MALFUNCTIONS			
		QTY	RATE	QTY	RATE	QTY	RATE		
US Regulatory Approval	February 2014	Cardiac Perforation	117	0.19%	31	0.05%	Conductor Fracture	7	0.01%
Registered US Implants	63,070	Conductor Fracture	2	<0.01%	30	0.05%	Clavicular Crush	1	<0.01%
Estimated Active US Implants	40,931	Lead Dislodgement	216	0.34%	376	0.60%	In the Pocket	2	<0.01%
Insulation	Optim*	Failure to Capture	116	0.18%	271	0.43%	Intravascular	4	<0.01%
Type and/or Fixation	Single Coil, Active	Oversensing	42	0.07%	225	0.36%	Insulation Breach	21	0.03%
Polarity	Bipolar	Failure to Sense	16	0.03%	27	0.04%	Lead-to-Can Contact	11	0.02%
Steroid	Yes	Insulation Breach	4	<0.01%	2	<0.01%	Lead-to-Lead Contact	8	0.01%
Number of US Advisories	None	Abnormal Pacing Impedance	9	0.01%	57	0.09%	Clavicular Crush	1	<0.01%
		Abnormal Defibrillation Impedance	10	0.02%	50	0.08%	Externalized Conductors	0	0.00%
		Extracardiac Stimulation	5	<0.01%	6	<0.01%	Other	1	<0.01%
		Other	20	0.03%	34	0.05%	Crimps, Welds & Bonds	0	0.00%
		<b>Total</b>	<b>557</b>	<b>0.88%</b>	<b>1109</b>	<b>1.76%</b>	Other	5	<0.01%
		<b>Total Returned for Analysis</b>	<b>198</b>		<b>380</b>		Extrinsic Factors	364	0.58%
							<b>Total</b>	<b>397</b>	<b>0.63%</b>



YEAR	1	2	3	4	5	6	7	8	AT 102 MONTHS
SURVIVAL PROBABILITY	99.01%	98.74%	98.52%	98.23%	97.94%	97.55%	97.15%	96.75%	96.63%
± 1 STANDARD ERROR	0.04%	0.05%	0.05%	0.06%	0.07%	0.09%	0.12%	0.16%	0.20%
SAMPLE SIZE	55,370	42,550	33,380	25,560	18,550	12,660	7,550	3,110	250

\*Optim™ lead insulation is a copolymer of silicone and polyurethane.



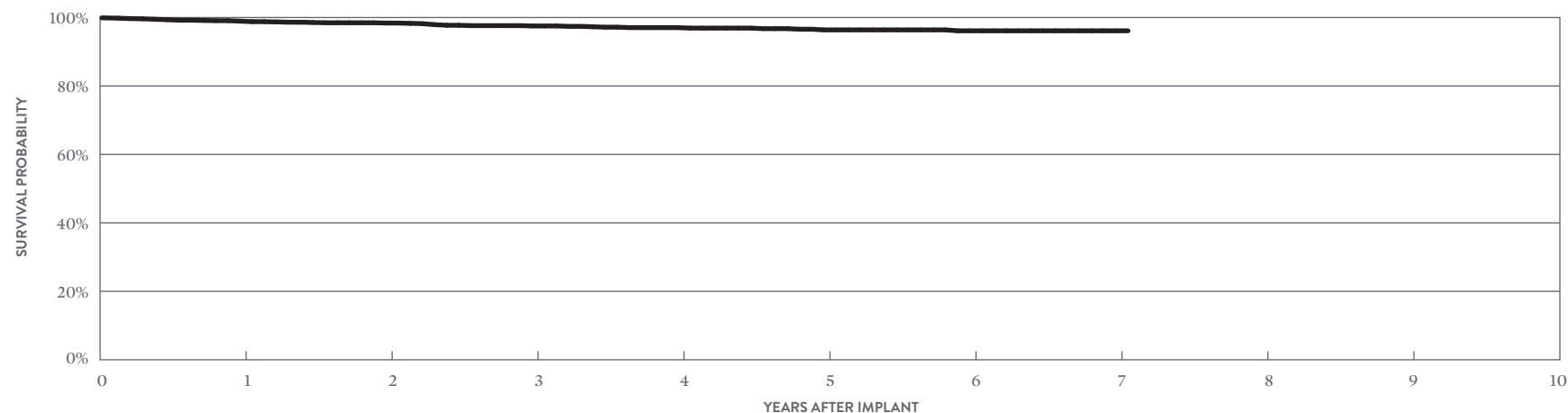
# Defibrillation Leads

## CUSTOMER REPORTED PERFORMANCE DATA

### Optisure™

#### MODEL LDA210

		ACUTE OBSERVATIONS (POST IMPLANT, ≤30 DAYS)		CHRONIC COMPLICATIONS (>30 DAYS)					
		QTY	RATE	QTY	RATE	MALFUNCTIONS	QTY	RATE	
US Regulatory Approval	February 2014	Cardiac Perforation	3	0.17%	0	0.00%	Conductor Fracture	0	0.00%
Registered US Implants	1,743	Conductor Fracture	0	0.00%	4	0.23%	Clavicular Crush	0	0.00%
Estimated Active US Implants	1,059	Lead Dislodgement	7	0.40%	8	0.46%	In the Pocket	0	0.00%
Insulation	Optim™*	Failure to Capture	2	0.11%	13	0.75%	Intravascular	0	0.00%
Type and/or Fixation	Single Coil, Active	Oversensing	2	0.11%	18	1.03%	Insulation Breach	1	0.06%
Polarity	Bipolar	Failure to Sense	0	0.00%	0	0.00%	Lead-to-Can Contact	0	0.00%
Steroid	Yes	Insulation Breach	0	0.00%	0	0.00%	Lead-to-Lead Contact	1	0.06%
Number of US Advisories	None	Abnormal Pacing Impedance	0	0.00%	5	0.29%	Clavicular Crush	0	0.00%
		Abnormal Defibrillation Impedance	0	0.00%	2	0.11%	Externalized Conductors	0	0.00%
		Extracardiac Stimulation	0	0.00%	1	0.06%	Other	0	0.00%
		Other	1	0.06%	2	0.11%	Crimps, Welds & Bonds	0	0.00%
		<b>Total</b>	<b>15</b>	<b>0.86%</b>	<b>53</b>	<b>3.04%</b>	Other	0	0.00%
		<b>Total Returned for Analysis</b>	<b>6</b>		<b>13</b>		Extrinsic Factors	15	0.86%
							<b>Total</b>	<b>16</b>	<b>0.92%</b>



YEAR	1	2	3	4	5	6	7	AT 85 MONTHS
SURVIVAL PROBABILITY	98.94%	98.38%	97.53%	97.05%	96.39%	96.12%	96.12%	96.12%
± 1 STANDARD ERROR	0.24%	0.32%	0.43%	0.50%	0.57%	0.65%	0.65%	0.65%
SAMPLE SIZE	1,540	1,220	1,010	810	600	420	270	200

\*Optim™ lead insulation is a copolymer of silicone and polyurethane.

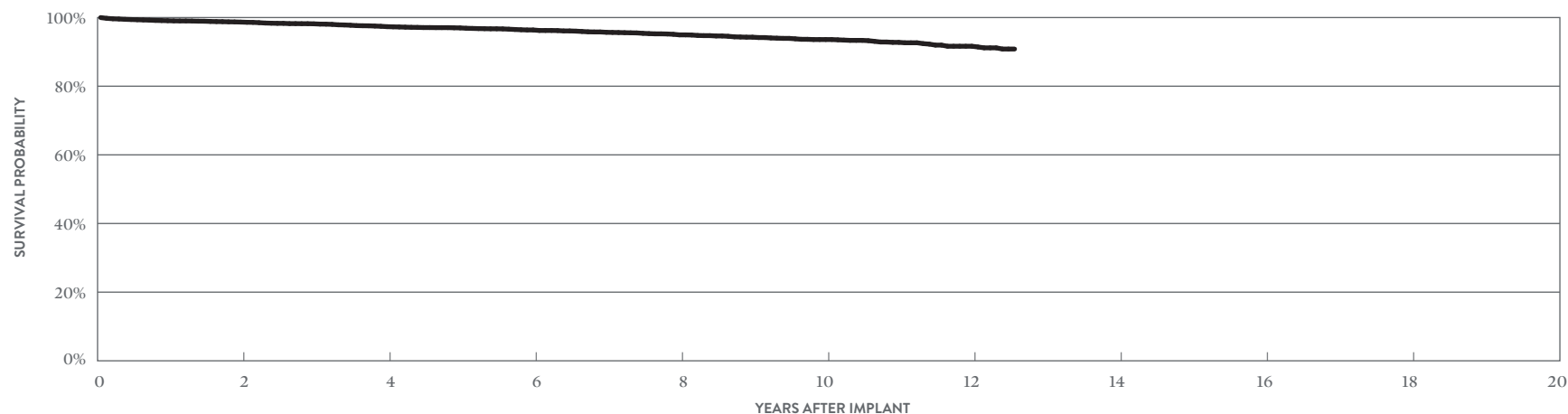
## Defibrillation Leads

### CUSTOMER REPORTED PERFORMANCE DATA

#### Durata™ DF4

#### MODELS 7170Q & 7171Q

		ACUTE OBSERVATIONS (POST IMPLANT, ≤30 DAYS)		CHRONIC COMPLICATIONS (>30 DAYS)					
		QTY	RATE	QTY	RATE	MALFUNCTIONS	QTY	RATE	
US Regulatory Approval	July 2009	Cardiac Perforation	6	0.08%	8	0.11%	Conductor Fracture	6	0.08%
Registered US Implants	7,231	Conductor Fracture	1	0.01%	34	0.47%	Clavicular Crush	0	0.00%
Estimated Active US Implants	3,108	Lead Dislodgement	22	0.30%	33	0.46%	In the Pocket	3	0.04%
Insulation	Optim™*	Failure to Capture	14	0.19%	88	1.22%	Intravascular	3	0.04%
Type and/or Fixation	Dual Coil, Passive	Oversensing	3	0.04%	79	1.09%	Insulation Breach	17	0.24%
Polarity	Bipolar	Failure to Sense	0	0.00%	1	0.01%	Lead-to-Can Contact	9	0.12%
Steroid	Yes	Insulation Breach	0	0.00%	6	0.08%	Lead-to-Lead Contact	5	0.07%
Number of US Advisories	None	Abnormal Pacing Impedance	1	0.01%	30	0.41%	Clavicular Crush	1	0.01%
		Abnormal Defibrillation Impedance	0	0.00%	22	0.30%	Externalized Conductors	0	0.00%
		Extracardiac Stimulation	1	0.01%	0	0.00%	Other	2	0.03%
		Other	1	0.01%	4	0.06%	Crimps, Welds & Bonds	0	0.00%
		<b>Total</b>	<b>49</b>	<b>0.68%</b>	<b>305</b>	<b>4.22%</b>	Other	0	0.00%
		<b>Total Returned for Analysis</b>	<b>22</b>		<b>75</b>		Extrinsic Factors	55	0.76%
							<b>Total</b>	<b>78</b>	<b>1.08%</b>



YEAR	2	4	6	8	10	12	AT 151 MONTHS
SURVIVAL PROBABILITY	98.68%	97.34%	96.38%	94.95%	93.59%	91.64%	90.83%
± 1 STANDARD ERROR	0.14%	0.21%	0.27%	0.34%	0.44%	0.64%	0.80%
SAMPLE SIZE	5,770	4,600	3,510	2,480	1,460	630	210

\*Optim™ lead insulation is a copolymer of silicone and polyurethane.

# Defibrillation Leads

## ACTIVELY MONITORED STUDY DATA

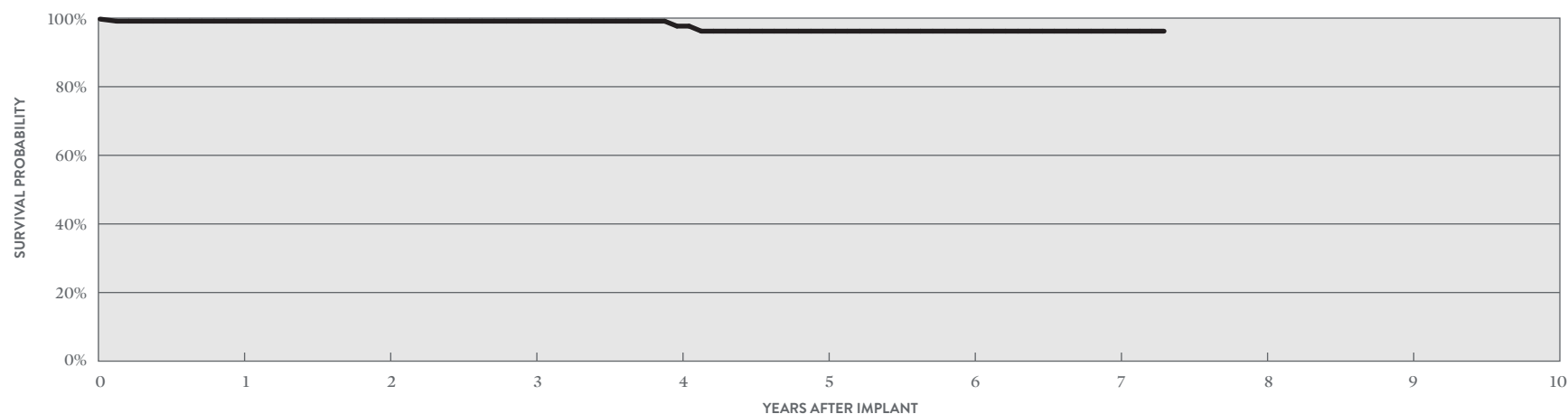
### Durata™ DF4

#### MODELS 7170Q & 7171Q

US Regulatory Approval	July 2009
Number of Devices Enrolled in Study	115
Active Devices Enrolled in Study	0
Cumulative Months of Follow-up	7,749
Insulation	Optim™*
Type and/or Fixation	Dual Coil, Passive
Polarity	Bipolar
Steroid	Yes

QUALIFYING COMPLICATIONS	QTY	RATE
Abnormal Pacing Impedance	1	0.87%
Conductor Fracture	1	0.87%
Lead Dislodgement	1	0.87%

MALFUNCTIONS	QTY	RATE
Conductor Fracture	0	0.00%
Clavicular Crush	0	0.00%
In the Pocket	0	0.00%
Intravascular	0	0.00%
Insulation Breach	0	0.00%
Lead-to-Can Contact	0	0.00%
Lead-to-Lead Contact	0	0.00%
Clavicular Crush	0	0.00%
Externalized Conductors	0	0.00%
Other	0	0.00%
Crimps, Welds & Bonds	0	0.00%
Other	0	0.00%
Extrinsic Factors	2	1.74%
<b>Total</b>	<b>2</b>	<b>1.74%</b>



YEAR	1	2	3	4	5	6	7	AT 88 MONTHS
SURVIVAL PROBABILITY	99.10%	99.10%	99.10%	97.66%	96.19%	96.19%	96.19%	96.19%
± 1 STANDARD ERROR	0.90%	0.90%	0.90%	0.90%	2.20%	2.20%	2.20%	2.20%
SAMPLE SIZE	110	100	80	70	60	60	50	50

\*Optim™ lead insulation is a copolymer of silicone and polyurethane.

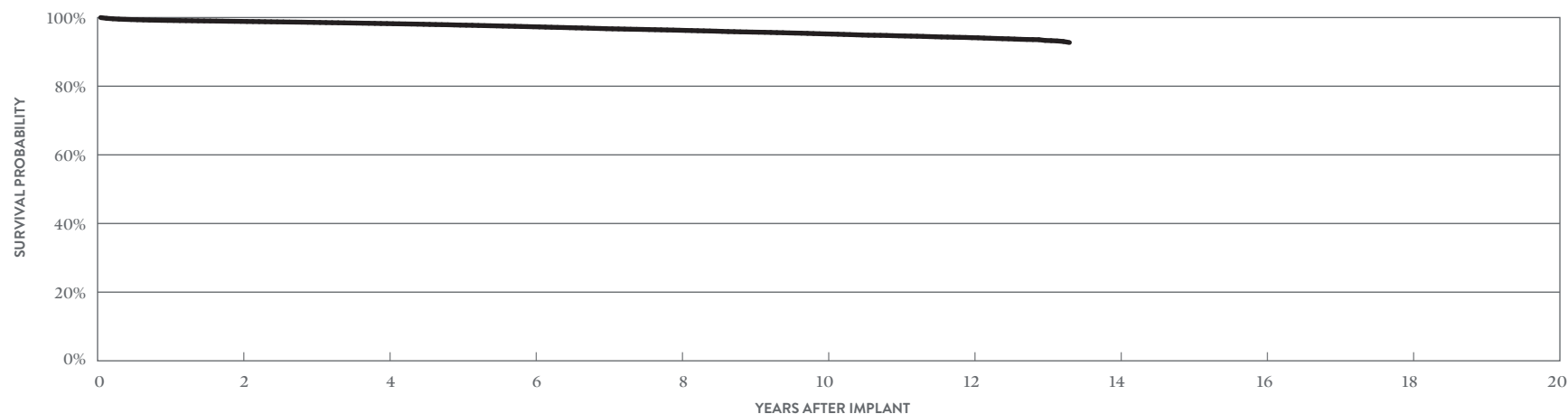
## Defibrillation Leads

### CUSTOMER REPORTED PERFORMANCE DATA

#### Durata™ DF4

#### MODELS 7120Q & 7121Q

		ACUTE OBSERVATIONS (POST IMPLANT, ≤30 DAYS)		CHRONIC COMPLICATIONS (>30 DAYS)					
		QTY	RATE	QTY	RATE	MALFUNCTIONS	QTY	RATE	
US Regulatory Approval	January 2009	Cardiac Perforation	107	0.07%	49	0.03%	Conductor Fracture	35	0.02%
Registered US Implants	145,821	Conductor Fracture	2	<0.01%	280	0.19%	Clavicular Crush	5	<0.01%
Estimated Active US Implants	60,866	Lead Dislodgement	300	0.21%	729	0.50%	In the Pocket	11	<0.01%
Insulation	Optim™*	Failure to Capture	144	0.10%	1167	0.80%	Intravascular	19	0.01%
Type and/or Fixation	Dual Coil, Active	Oversensing	54	0.04%	1215	0.83%	Insulation Breach	374	0.26%
Polarity	Bipolar	Failure to Sense	17	0.01%	109	0.07%	Lead-to-Can Contact	219	0.15%
Steroid	Yes	Insulation Breach	0	0.00%	77	0.05%	Lead-to-Lead Contact	39	0.03%
Number of US Advisories	None	Abnormal Pacing Impedance	7	<0.01%	263	0.18%	Clavicular Crush	37	0.03%
		Abnormal Defibrillation Impedance	11	<0.01%	559	0.38%	Externalized Conductors	0	0.00%
		Extracardiac Stimulation	6	<0.01%	10	<0.01%	Other	79	0.05%
		Other	45	0.03%	109	0.07%	Crimps, Welds & Bonds	2	<0.01%
		<b>Total</b>	<b>693</b>	<b>0.48%</b>	<b>4567</b>	<b>3.13%</b>	Other	38	0.03%
		<b>Total Returned for Analysis</b>	<b>336</b>		<b>1274</b>		Extrinsic Factors	965	0.66%
							<b>Total</b>	<b>1414</b>	<b>0.97%</b>



YEAR	2	4	6	8	10	12	AT 160 MONTHS
SURVIVAL PROBABILITY	98.88%	98.24%	97.31%	96.30%	95.23%	94.13%	92.73%
± 1 STANDARD ERROR	0.03%	0.04%	0.05%	0.06%	0.08%	0.11%	0.25%
SAMPLE SIZE	117,950	93,950	74,210	56,360	36,710	16,240	460

\*Optim™ lead insulation is a copolymer of silicone and polyurethane.

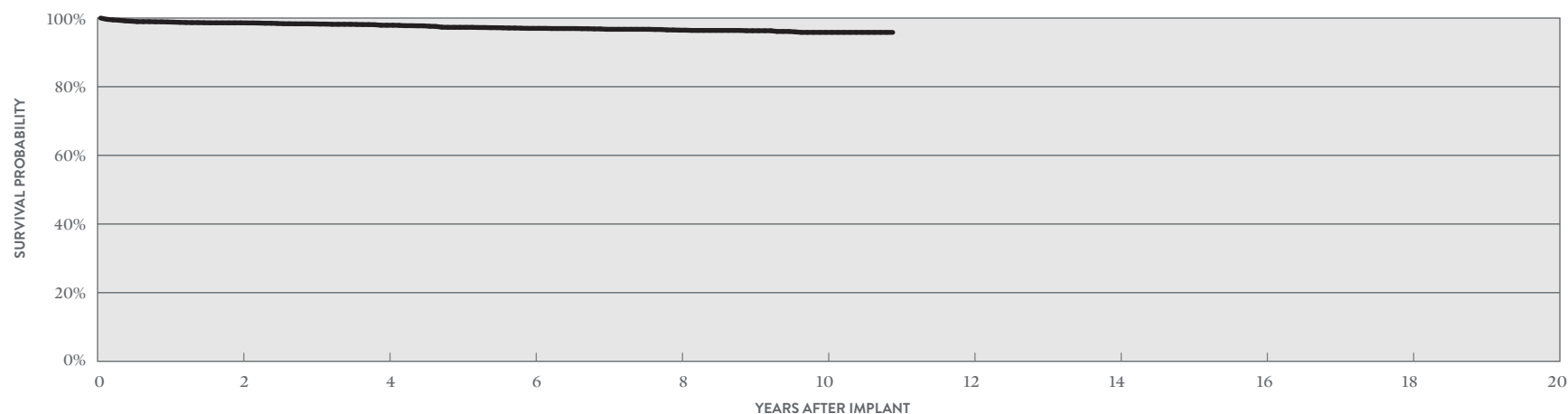
## Defibrillation Leads

### ACTIVELY MONITORED STUDY DATA

#### Durata™ DF4

#### MODELS 7120Q & 7121Q

		QUALIFYING COMPLICATIONS			MALFUNCTIONS		
			QTY	RATE		QTY	RATE
US Regulatory Approval	January 2009	Abnormal Defibrillation Impedance	5	0.12%	Conductor Fracture	5	0.12%
Number of Devices Enrolled in Study	4,322	Abnormal Pacing Impedance	5	0.12%	Clavicular Crush	1	0.02%
Active Devices Enrolled in Study	0	Cardiac Perforation	1	0.02%	In the Pocket	2	0.05%
Cumulative Months of Follow-up	275,705	Conductor Fracture	18	0.42%	Intravascular	2	0.05%
Insulation	Optim™*	Failure to Capture	20	0.46%	Insulation Breach	12	0.28%
Type and/or Fixation	Dual Coil, Active	Failure to Sense	5	0.12%	Lead-to-Can Contact	8	0.19%
Polarity	Bipolar	Inappropriate Shock	5	0.12%	Lead-to-Lead Contact	3	0.07%
Steroid	Yes	Insulation Breach	5	0.12%	Clavicular Crush	0	0.00%
		Lead Dislodgement	39	0.90%	Externalized Conductors	0	0.00%
		Oversensing	8	0.19%	Other	1	0.02%
					Crimps, Welds & Bonds	0	0.00%
					Other	1	0.02%
					Extrinsic Factors	51	1.18%
					<b>Total</b>	<b>69</b>	<b>1.60%</b>



YEAR	2	4	6	8	10	AT 131 MONTHS
SURVIVAL PROBABILITY	98.61%	97.91%	97.00%	96.47%	95.83%	95.83%
± 1 STANDARD ERROR	0.18%	0.24%	0.31%	0.35%	0.44%	0.44%
SAMPLE SIZE	3,500	2,630	2,000	1,570	830	80

\*Optim™ lead insulation is a copolymer of silicone and polyurethane.

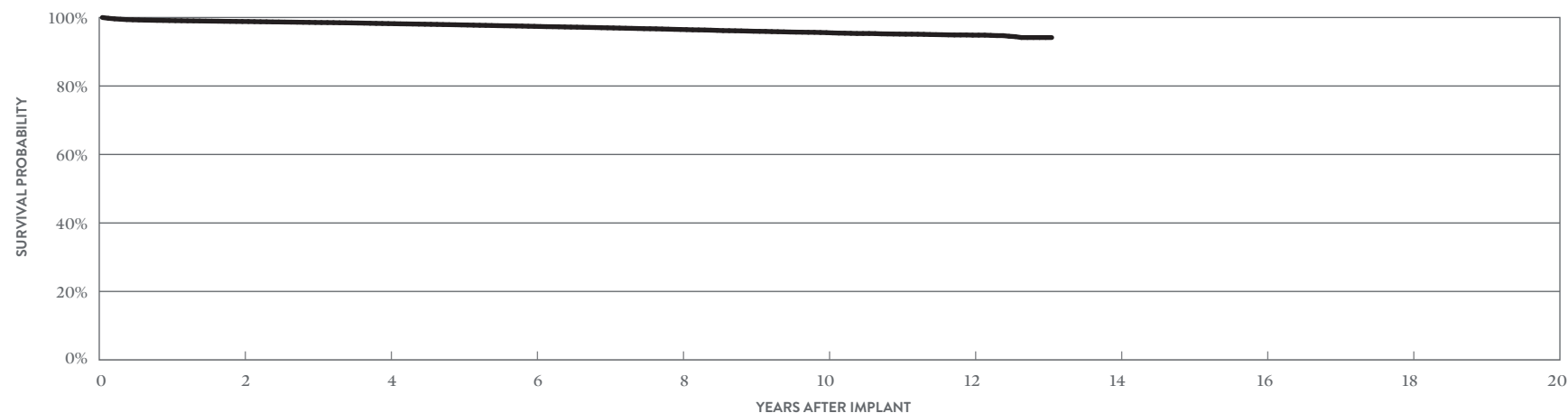
# Defibrillation Leads

## CUSTOMER REPORTED PERFORMANCE DATA

### Durata™ DF4

#### MODEL 7122Q

		ACUTE OBSERVATIONS (POST IMPLANT, ≤30 DAYS)		CHRONIC COMPLICATIONS (>30 DAYS)					
		QTY	RATE	QTY	RATE	MALFUNCTIONS	QTY	RATE	
US Regulatory Approval	January 2009	Cardiac Perforation	210	0.13%	68	0.04%	Conductor Fracture	23	0.01%
Registered US Implants	160,116	Conductor Fracture	4	<0.01%	133	0.08%	Clavicular Crush	2	<0.01%
Estimated Active US Implants	85,076	Lead Dislodgement	405	0.25%	846	0.53%	In the Pocket	9	<0.01%
Insulation	Optim™*	Failure to Capture	224	0.14%	894	0.56%	Intravascular	12	<0.01%
Type and/or Fixation	Single Coil, Active	Oversensing	73	0.05%	813	0.51%	Insulation Breach	243	0.15%
Polarity	Bipolar	Failure to Sense	17	0.01%	77	0.05%	Lead-to-Can Contact	148	0.09%
Steroid	Yes	Insulation Breach	2	<0.01%	48	0.03%	Lead-to-Lead Contact	38	0.02%
Number of US Advisories	None	Abnormal Pacing Impedance	16	<0.01%	174	0.11%	Clavicular Crush	20	0.01%
		Abnormal Defibrillation Impedance	14	<0.01%	173	0.11%	Externalized Conductors	0	0.00%
		Extracardiac Stimulation	5	<0.01%	14	<0.01%	Other	37	0.02%
		Other	56	0.03%	116	0.07%	Crimps, Welds & Bonds	1	<0.01%
		<b>Total</b>	<b>1026</b>	<b>0.64%</b>	<b>3356</b>	<b>2.10%</b>	Other	21	0.01%
		<b>Total Returned for Analysis</b>	<b>424</b>		<b>1141</b>		Extrinsic Factors	971	0.61%
							<b>Total</b>	<b>1259</b>	<b>0.79%</b>



YEAR	2	4	6	8	10	12	AT 157 MONTHS
SURVIVAL PROBABILITY	98.83%	98.22%	97.42%	96.50%	95.58%	94.85%	94.15%
± 1 STANDARD ERROR	0.03%	0.04%	0.05%	0.07%	0.10%	0.16%	0.32%
SAMPLE SIZE	113,680	77,040	50,240	29,510	12,100	3,220	240

\*Optim™ lead insulation is a copolymer of silicone and polyurethane.

## Defibrillation Leads

### ACTIVELY MONITORED STUDY DATA

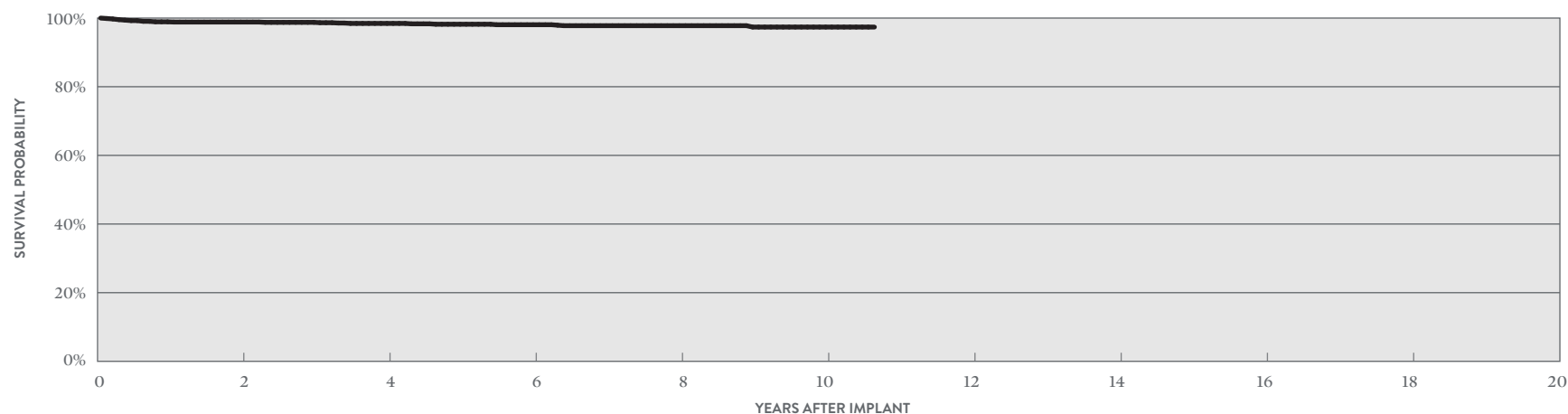
#### Durata™ DF4

#### MODEL 7122Q

US Regulatory Approval	January 2009
Number of Devices Enrolled in Study	1,561
Active Devices Enrolled in Study	0
Cumulative Months of Follow-up	94,522
Insulation	Optim™*
Type and/or Fixation	Single Coil, Active
Polarity	Bipolar
Steroid	Yes

QUALIFYING COMPLICATIONS	QTY	RATE
Abnormal Defibrillation Impedance	3	0.19%
Conductor Fracture	4	0.26%
Failure to Capture	7	0.45%
Failure to Sense	2	0.13%
Lead Dislodgement	7	0.45%
Oversensing	2	0.13%
Pericardial Effusion	2	0.13%

MALFUNCTIONS	QTY	RATE
Conductor Fracture	2	0.13%
Clavicular Crush	1	0.06%
In the Pocket	1	0.06%
Intravascular	0	0.00%
Insulation Breach	5	0.32%
Lead-to-Can Contact	4	0.26%
Lead-to-Lead Contact	0	0.00%
Clavicular Crush	0	0.00%
Externalized Conductors	0	0.00%
Other	1	0.06%
Crimps, Welds & Bonds	0	0.00%
Other	0	0.00%
Extrinsic Factors	15	0.96%
<b>Total</b>	<b>22</b>	<b>1.41%</b>



YEAR	2	4	6	8	10	AT 128 MONTHS
SURVIVAL PROBABILITY	98.84%	98.44%	98.06%	97.78%	97.38%	97.38%
± 1 STANDARD ERROR	0.28%	0.34%	0.40%	0.45%	0.60%	0.60%
SAMPLE SIZE	1,260	940	730	470	190	50

\*Optim™ lead insulation is a copolymer of silicone and polyurethane.

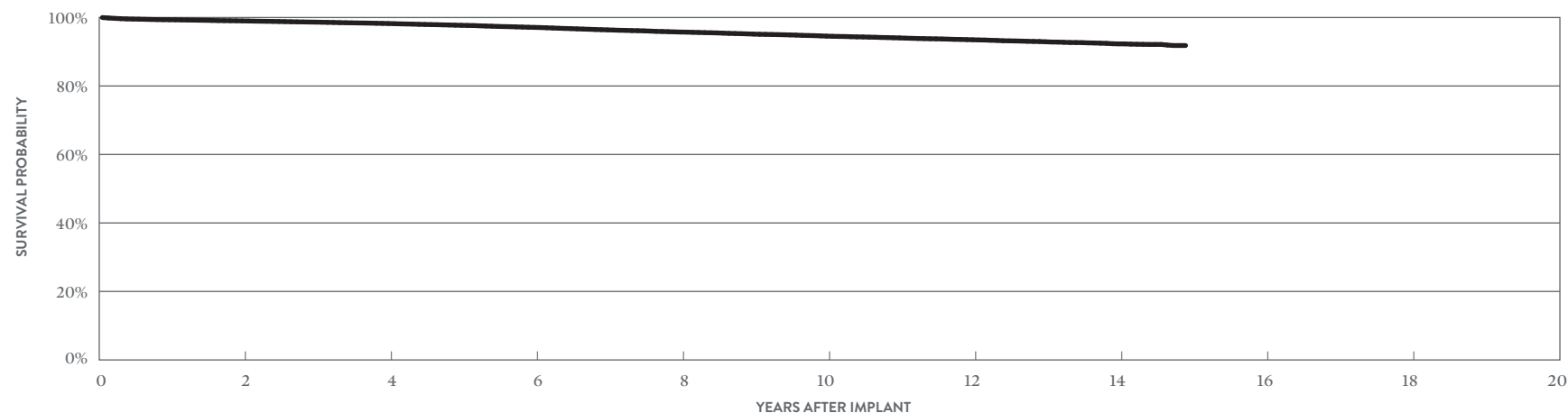
# Defibrillation Leads

## CUSTOMER REPORTED PERFORMANCE DATA

### Durata™

#### MODELS 7120 & 7121

		ACUTE OBSERVATIONS (POST IMPLANT, ≤30 DAYS)		CHRONIC COMPLICATIONS (>30 DAYS)		MALFUNCTIONS			
		QTY	RATE	QTY	RATE	QTY	RATE		
US Regulatory Approval	September 2007	Cardiac Perforation	41	0.06%	18	0.03%	Conductor Fracture	34	0.05%
Registered US Implants	63,461	Conductor Fracture	2	<0.01%	187	0.29%	Clavicular Crush	2	<0.01%
Estimated Active US Implants	19,195	Lead Dislodgement	70	0.11%	190	0.30%	In the Pocket	23	0.04%
Insulation	Optim™*	Failure to Capture	26	0.04%	446	0.70%	Intravascular	9	0.01%
Type and/or Fixation	Dual Coil, Active	Oversensing	51	0.08%	943	1.49%	Insulation Breach	221	0.35%
Polarity	Bipolar	Failure to Sense	5	<0.01%	73	0.12%	Lead-to-Can Contact	117	0.18%
Steroid	Yes	Insulation Breach	0	0.00%	78	0.12%	Lead-to-Lead Contact	41	0.06%
Number of US Advisories	None	Abnormal Pacing Impedance	2	<0.01%	244	0.38%	Clavicular Crush	19	0.03%
		Abnormal Defibrillation Impedance	21	0.03%	375	0.59%	Externalized Conductors	0	0.00%
		Extracardiac Stimulation	0	0.00%	3	<0.01%	Other	44	0.07%
		Other	21	0.03%	60	0.09%	Crimps, Welds & Bonds	1	<0.01%
		<b>Total</b>	<b>239</b>	<b>0.38%</b>	<b>2617</b>	<b>4.12%</b>	Other	9	0.01%
		<b>Total Returned for Analysis</b>	<b>93</b>		<b>638</b>		Extrinsic Factors	457	0.72%
							<b>Total</b>	<b>722</b>	<b>1.14%</b>



YEAR	2	4	6	8	10	12	14	AT 179 MONTHS
SURVIVAL PROBABILITY	99.01%	98.24%	97.11%	95.75%	94.56%	93.50%	92.30%	91.82%
± 1 STANDARD ERROR	0.04%	0.06%	0.08%	0.10%	0.12%	0.14%	0.17%	0.26%
SAMPLE SIZE	51,150	41,320	33,880	28,140	23,400	18,240	8,890	290

\*Optim™ lead insulation is a copolymer of silicone and polyurethane.



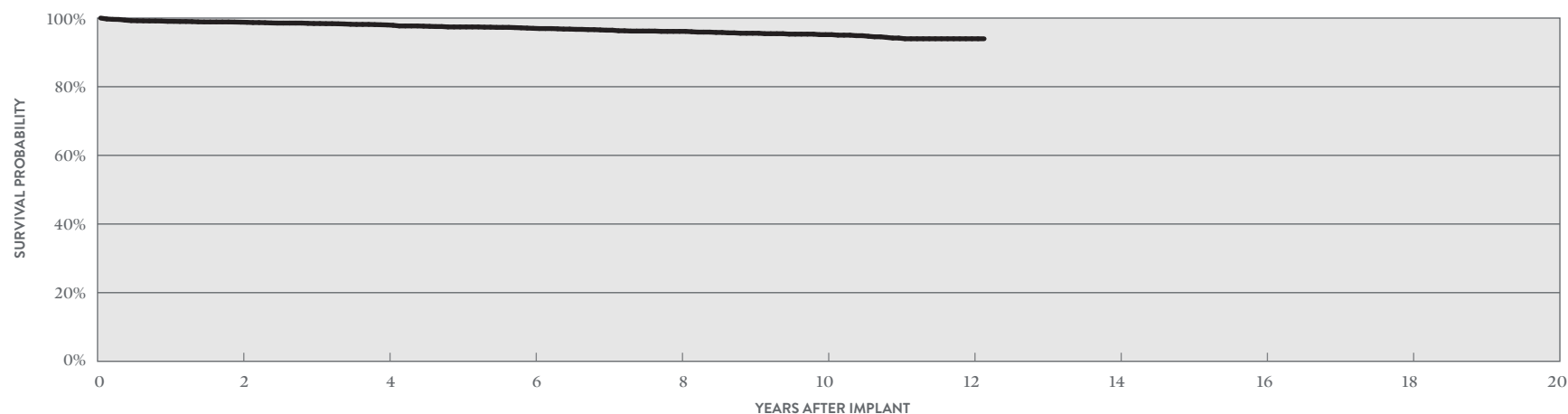
## Defibrillation Leads

### ACTIVELY MONITORED STUDY DATA

#### Durata™

#### MODELS 7120 & 7121

		QUALIFYING COMPLICATIONS			MALFUNCTIONS		
			QTY	RATE		QTY	RATE
US Regulatory Approval	September 2007	Abnormal Defibrillation Impedance	5	0.14%	Conductor Fracture	1	0.03%
Number of Devices Enrolled in Study	3,560	Abnormal Pacing Impedance	11	0.31%	Clavicular Crush	0	0.00%
Active Devices Enrolled in Study	0	Conductor Fracture	17	0.48%	In the Pocket	1	0.03%
Cumulative Months of Follow-up	226,815	Failure to Capture	15	0.42%	Intravascular	0	0.00%
Insulation	Optim™*	Failure to Sense	2	0.06%	Insulation Breach	13	0.37%
Type and/or Fixation	Dual Coil, Active	Inappropriate Shock	2	0.06%	Lead-to-Can Contact	6	0.17%
Polarity	Bipolar	Insulation Breach	13	0.37%	Lead-to-Lead Contact	6	0.17%
Steroid	Yes	Lead Dislodgement	20	0.56%	Clavicular Crush	0	0.00%
		Oversensing	15	0.42%	Externalized Conductors	0	0.00%
		Skin Erosion	2	0.06%	Other	1	0.03%
					Crimps, Welds & Bonds	0	0.00%
					Other	1	0.03%
					Extrinsic Factors	29	0.81%
					<b>Total</b>	<b>44</b>	<b>1.24%</b>



YEAR	2	4	6	8	10	12	AT 146 MONTHS
SURVIVAL PROBABILITY	98.80%	98.00%	97.01%	96.12%	95.17%	93.97%	93.97%
± 1 STANDARD ERROR	0.19%	0.26%	0.35%	0.44%	0.55%	0.71%	0.71%
SAMPLE SIZE	2,950	2,160	1,500	1,060	710	280	70

\*Optim™ lead insulation is a copolymer of silicone and polyurethane.

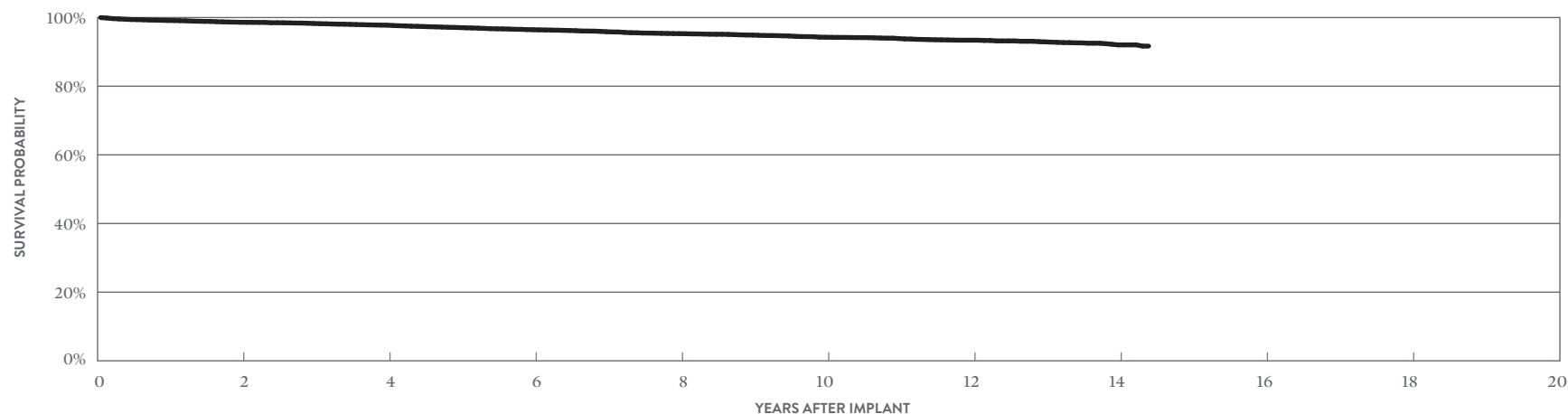
# Defibrillation Leads

## CUSTOMER REPORTED PERFORMANCE DATA

### Durata™

#### MODEL 7122

		ACUTE OBSERVATIONS (POST IMPLANT, ≤30 DAYS)		CHRONIC COMPLICATIONS (>30 DAYS)		MALFUNCTIONS			
		QTY	RATE	QTY	RATE		QTY	RATE	
US Regulatory Approval	September 2007	Cardiac Perforation	12	0.07%	4	0.02%	Conductor Fracture	16	0.10%
Registered US Implants	16,644	Conductor Fracture	1	<0.01%	52	0.31%	Clavicular Crush	1	<0.01%
Estimated Active US Implants	6,044	Lead Dislodgement	24	0.14%	80	0.48%	In the Pocket	12	0.07%
Insulation	Optim™*	Failure to Capture	19	0.11%	124	0.75%	Intravascular	3	0.02%
Type and/or Fixation	Single Coil, Active	Oversensing	13	0.08%	207	1.24%	Insulation Breach	80	0.48%
Polarity	Bipolar	Failure to Sense	0	0.00%	13	0.08%	Lead-to-Can Contact	41	0.25%
Steroid	Yes	Insulation Breach	2	0.01%	26	0.16%	Lead-to-Lead Contact	27	0.16%
Number of US Advisories	None	Abnormal Pacing Impedance	3	0.02%	56	0.34%	Clavicular Crush	2	0.01%
		Abnormal Defibrillation Impedance	3	0.02%	49	0.29%	Externalized Conductors	1	<0.01%
		Extracardiac Stimulation	2	0.01%	2	0.01%	Other	9	0.05%
		Other	4	0.02%	14	0.08%	Crimps, Welds & Bonds	0	0.00%
		<b>Total</b>	<b>83</b>	<b>0.50%</b>	<b>627</b>	<b>3.77%</b>	Other	4	0.02%
		<b>Total Returned for Analysis</b>	<b>37</b>		<b>210</b>		Extrinsic Factors	155	0.93%
							<b>Total</b>	<b>255</b>	<b>1.53%</b>



YEAR	2	4	6	8	10	12	14	AT 173 MONTHS
SURVIVAL PROBABILITY	98.62%	97.78%	96.45%	95.31%	94.26%	93.40%	92.03%	91.68%
± 1 STANDARD ERROR	0.09%	0.13%	0.17%	0.21%	0.25%	0.30%	0.43%	0.58%
SAMPLE SIZE	13,370	10,580	8,360	6,400	4,550	2,940	980	230

\*Optim™ lead insulation is a copolymer of silicone and polyurethane.

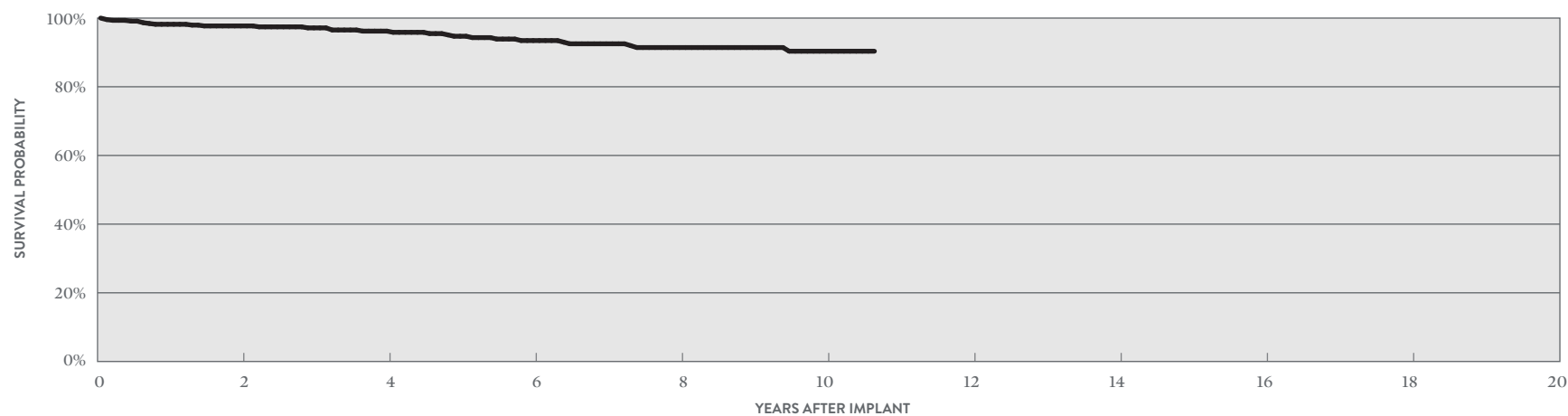
## Defibrillation Leads

### ACTIVELY MONITORED STUDY DATA

#### Durata™

#### MODEL 7122

		QUALIFYING COMPLICATIONS	QTY	RATE	MALFUNCTIONS	QTY	RATE
US Regulatory Approval	September 2007	Abnormal Defibrillation Impedance	1	0.22%	Conductor Fracture	2	0.44%
Number of Devices Enrolled in Study	457	Abnormal Pacing Impedance	5	1.09%	Clavicular Crush	0	0.00%
Active Devices Enrolled in Study	0	Conductor Fracture	6	1.31%	In the Pocket	1	0.22%
Cumulative Months of Follow-up	31,090	Failure to Capture	5	1.09%	Intravascular	1	0.22%
Insulation	Optim™*	Failure to Sense	1	0.22%	Insulation Breach	3	0.66%
Type and/or Fixation	Single Coil, Active	Insulation Breach	1	0.22%	Lead-to-Can Contact	2	0.44%
Polarity	Bipolar	Lead Dislodgement	5	1.09%	Lead-to-Lead Contact	0	0.00%
Steroid	Yes	Oversensing	3	0.66%	Clavicular Crush	0	0.00%
					Externalized Conductors	0	0.00%
					Other	1	0.22%
					Crimps, Welds & Bonds	0	0.00%
					Other	0	0.00%
					Extrinsic Factors	8	1.75%
					<b>Total</b>	<b>13</b>	<b>2.84%</b>



YEAR	2	4	6	8	10	AT 128 MONTHS
SURVIVAL PROBABILITY	97.71%	96.20%	93.45%	91.42%	90.35%	90.35%
± 1 STANDARD ERROR	0.72%	0.97%	1.40%	1.70%	1.99%	1.99%
SAMPLE SIZE	400	300	220	160	90	50

\*Optim™ lead insulation is a copolymer of silicone and polyurethane.

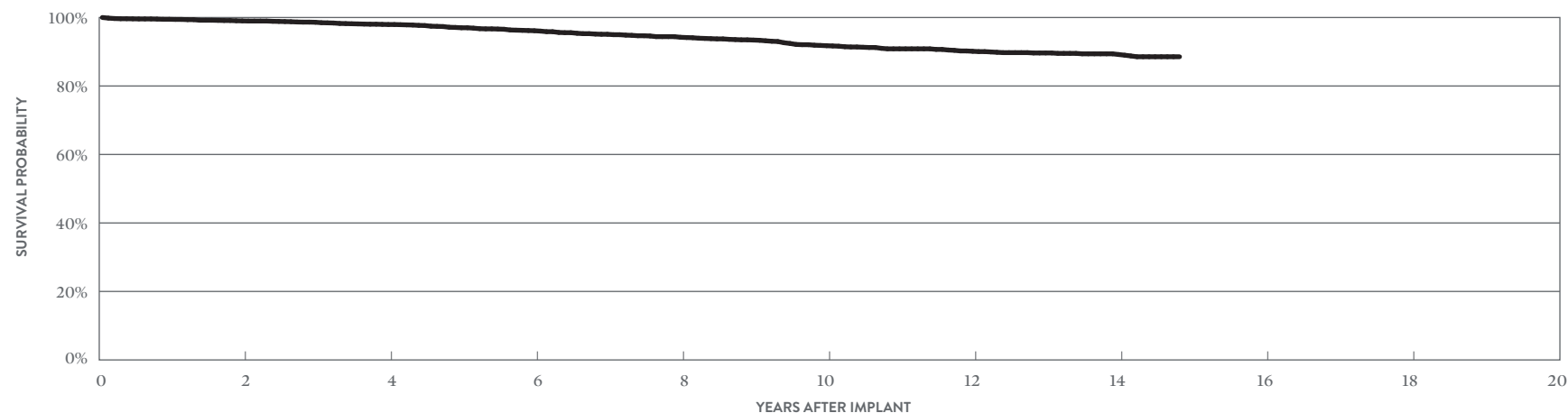
## Defibrillation Leads

### CUSTOMER REPORTED PERFORMANCE DATA

## Riata™ ST Optim™

### MODELS 7070 & 7071

		ACUTE OBSERVATIONS (POST IMPLANT, ≤30 DAYS)		CHRONIC COMPLICATIONS (>30 DAYS)		MALFUNCTIONS			
		QTY	RATE	QTY	RATE	QTY	RATE		
US Regulatory Approval	July 2006	Cardiac Perforation	3	0.08%	2	0.06%	Conductor Fracture	3	0.08%
Registered US Implants	3,582	Conductor Fracture	1	0.03%	28	0.78%	Clavicular Crush	0	0.00%
Estimated Active US Implants	949	Lead Dislodgement	3	0.08%	13	0.36%	In the Pocket	0	0.00%
Insulation	Optim™*	Failure to Capture	6	0.17%	43	1.20%	Intravascular	3	0.08%
Type and/or Fixation	Dual Coil, Passive	Oversensing	4	0.11%	73	2.04%	Insulation Breach	23	0.64%
Polarity	Bipolar	Failure to Sense	4	0.11%	3	0.08%	Lead-to-Can Contact	9	0.25%
Steroid	Yes	Insulation Breach	0	0.00%	9	0.25%	Lead-to-Lead Contact	4	0.11%
Number of US Advisories	None	Abnormal Pacing Impedance	0	0.00%	17	0.47%	Clavicular Crush	2	0.06%
		Abnormal Defibrillation Impedance	0	0.00%	22	0.61%	Externalized Conductors	1	0.03%
		Extracardiac Stimulation	0	0.00%	1	0.03%	Other	7	0.20%
		Other	0	0.00%	3	0.08%	Crimps, Welds & Bonds	0	0.00%
		<b>Total</b>	<b>21</b>	<b>0.59%</b>	<b>214</b>	<b>5.97%</b>	Other	0	0.00%
		<b>Total Returned for Analysis</b>	<b>6</b>		<b>46</b>		Extrinsic Factors	23	0.64%
							<b>Total</b>	<b>49</b>	<b>1.37%</b>



YEAR	2	4	6	8	10	12	14	AT 178 MONTHS
SURVIVAL PROBABILITY	99.01%	97.95%	96.14%	94.22%	91.76%	90.13%	89.19%	88.54%
± 1 STANDARD ERROR	0.18%	0.27%	0.40%	0.51%	0.65%	0.73%	0.78%	0.88%
SAMPLE SIZE	2,780	2,210	1,790	1,510	1,290	1,050	620	210

\*Optim™ lead insulation is a copolymer of silicone and polyurethane.

## Defibrillation Leads

### ACTIVELY MONITORED STUDY DATA

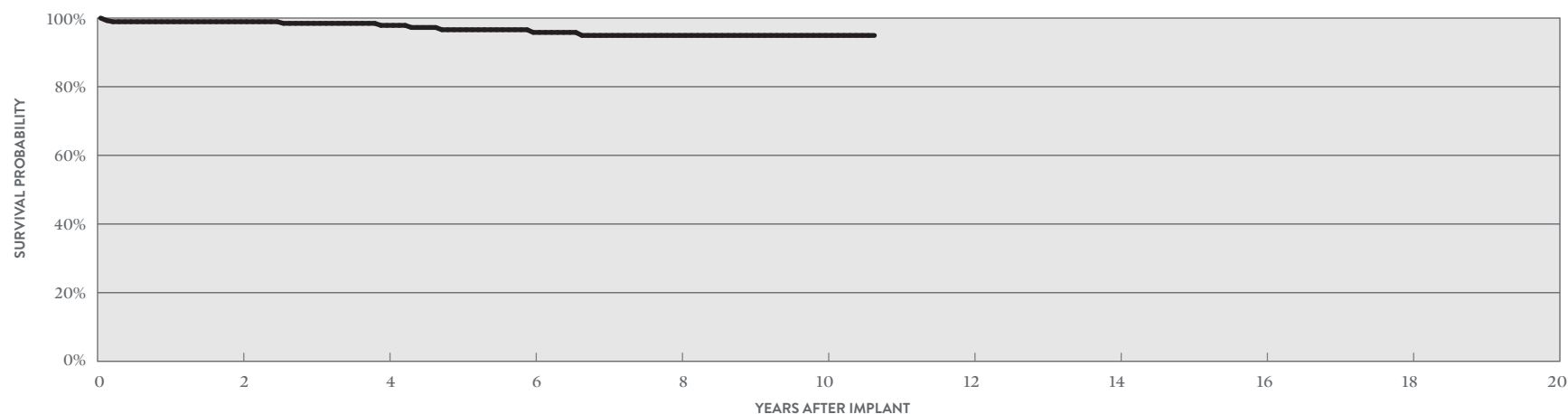
## Riata™ ST Optim™

### MODELS 7070 & 7071

US Regulatory Approval	July 2006
Number of Devices Enrolled in Study	288
Active Devices Enrolled in Study	0
Cumulative Months of Follow-up	19,238
Insulation	Optim™*
Type and/or Fixation	Dual Coil, Passive
Polarity	Bipolar
Steroid	Yes

QUALIFYING COMPLICATIONS	QTY	RATE
Abnormal Defibrillation Impedance	1	0.35%
Abnormal Pacing Impedance	2	0.69%
Cardiac Perforation	1	0.35%
Conductor Fracture	2	0.69%
Failure to Capture	1	0.35%
Lead Dislodgement	1	0.35%
Oversensing	1	0.35%

MALFUNCTIONS	QTY	RATE
Conductor Fracture	0	0.00%
Clavicular Crush	0	0.00%
In the Pocket	0	0.00%
Intravascular	0	0.00%
Insulation Breach	1	0.35%
Lead-to-Can Contact	1	0.35%
Lead-to-Lead Contact	0	0.00%
Clavicular Crush	0	0.00%
Externalized Conductors	0	0.00%
Other	0	0.00%
Crimps, Welds & Bonds	0	0.00%
Other	0	0.00%
Extrinsic Factors	1	0.35%
<b>Total</b>	<b>2</b>	<b>0.69%</b>



YEAR	2	4	6	8	10	AT 128 MONTHS
SURVIVAL PROBABILITY	98.94%	97.87%	95.82%	94.94%	94.94%	94.94%
± 1 STANDARD ERROR	0.61%	0.96%	1.31%	1.73%	1.73%	1.73%
SAMPLE SIZE	240	180	130	100	70	50

\*Optim™ lead insulation is a copolymer of silicone and polyurethane.

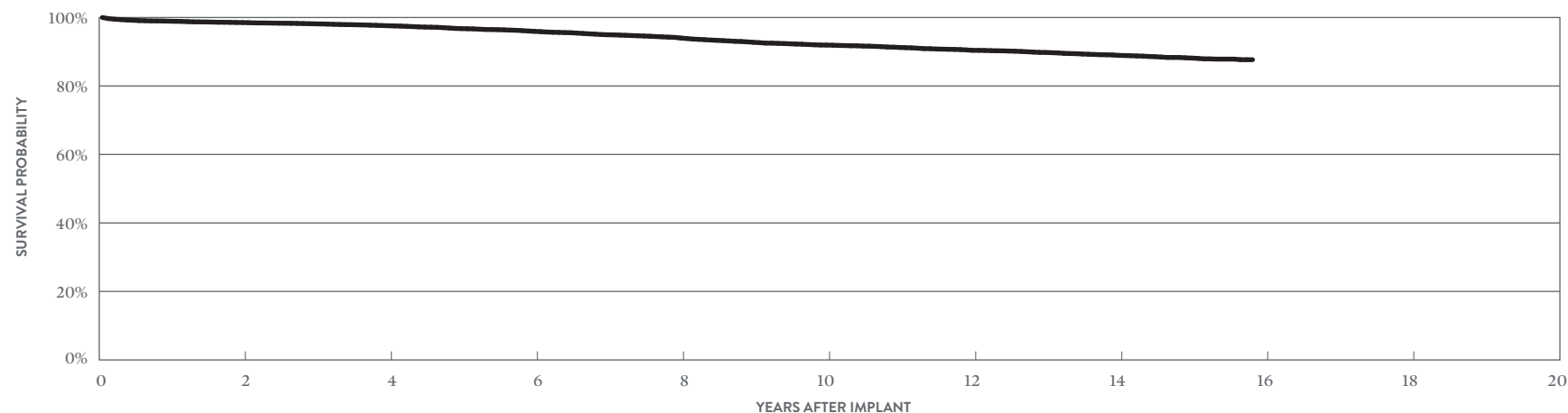
## Defibrillation Leads

### CUSTOMER REPORTED PERFORMANCE DATA

## Riata™ ST Optim™

### MODELS 7020 & 7021

		ACUTE OBSERVATIONS (POST IMPLANT, ≤30 DAYS)		CHRONIC COMPLICATIONS (>30 DAYS)					
		QTY	RATE	QTY	RATE	MALFUNCTIONS	QTY	RATE	
US Regulatory Approval	July 2006	Cardiac Perforation	33	0.21%	17	0.11%	Conductor Fracture	11	0.07%
Registered US Implants	15,622	Conductor Fracture	0	0.00%	71	0.45%	Clavicular Crush	1	<0.01%
Estimated Active US Implants	3,786	Lead Dislodgement	27	0.17%	67	0.43%	In the Pocket	5	0.03%
Insulation	Optim™*	Failure to Capture	17	0.11%	189	1.21%	Intravascular	5	0.03%
Type and/or Fixation	Dual Coil, Active	Oversensing	19	0.12%	306	1.96%	Insulation Breach	68	0.44%
Polarity	Bipolar	Failure to Sense	8	0.05%	23	0.15%	Lead-to-Can Contact	32	0.20%
Steroid	Yes	Insulation Breach	0	0.00%	29	0.19%	Lead-to-Lead Contact	7	0.04%
Number of US Advisories	None	Abnormal Pacing Impedance	2	0.01%	63	0.40%	Clavicular Crush	5	0.03%
		Abnormal Defibrillation Impedance	4	0.03%	120	0.77%	Externalized Conductors	0	0.00%
		Extracardiac Stimulation	3	0.02%	2	0.01%	Other	24	0.15%
		Other	0	0.00%	29	0.19%	Crimps, Welds & Bonds	0	0.00%
		<b>Total</b>	<b>113</b>	<b>0.72%</b>	<b>916</b>	<b>5.86%</b>	Other	0	0.00%
		<b>Total Returned for Analysis</b>	<b>53</b>		<b>238</b>		Extrinsic Factors	184	1.18%
							<b>Total</b>	<b>263</b>	<b>1.68%</b>



YEAR	2	4	6	8	10	12	14	AT 190 MONTHS
SURVIVAL PROBABILITY	98.52%	97.59%	95.96%	94.01%	91.95%	90.41%	88.94%	87.68%
± 1 STANDARD ERROR	0.10%	0.14%	0.19%	0.25%	0.30%	0.34%	0.38%	0.45%
SAMPLE SIZE	12,340	9,700	7,870	6,510	5,500	4,800	3,990	290

\*Optim™ lead insulation is a copolymer of silicone and polyurethane.

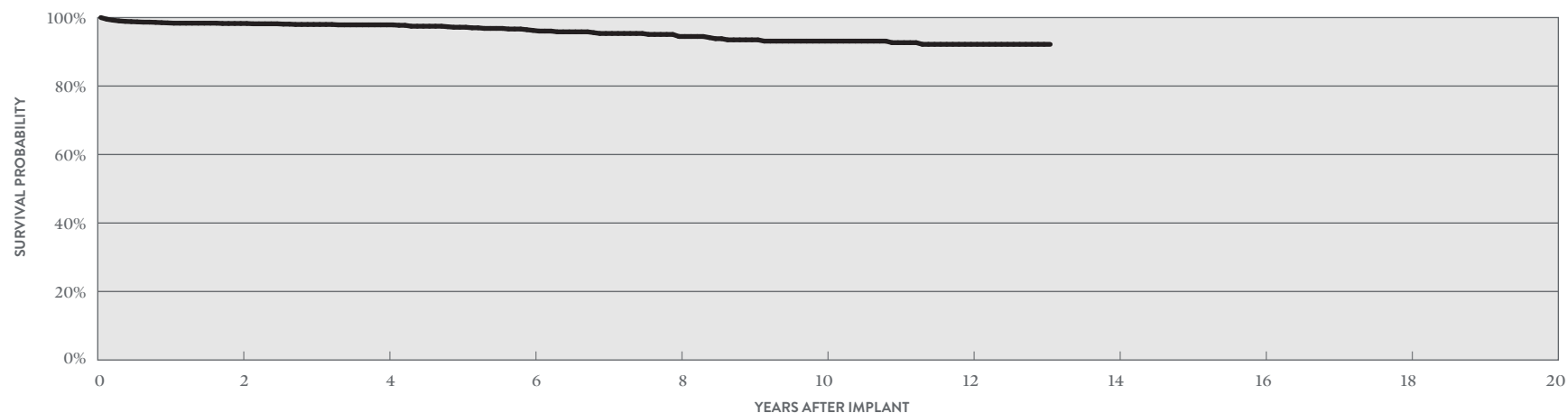
## Defibrillation Leads

### ACTIVELY MONITORED STUDY DATA

## Riata™ ST Optim™

### MODELS 7020 & 7021

		QUALIFYING COMPLICATIONS		MALFUNCTIONS			
		QTY	RATE	QTY	RATE		
US Regulatory Approval	July 2006	Abnormal Pacing Impedance	6	0.41%	Conductor Fracture	3	0.20%
Number of Devices Enrolled in Study	1,469	Cardiac Perforation	1	0.07%	Clavicular Crush	0	0.00%
Active Devices Enrolled in Study	0	Conductor Fracture	9	0.61%	In the Pocket	3	0.20%
Cumulative Months of Follow-up	88,681	Failure to Capture	16	1.09%	Intravascular	0	0.00%
Insulation	Optim™*	Failure to Sense	1	0.07%	Insulation Breach	4	0.27%
Type and/or Fixation	Dual Coil, Active	Insulation Breach	2	0.14%	Lead-to-Can Contact	2	0.14%
Polarity	Bipolar	Lead Dislodgement	9	0.61%	Lead-to-Lead Contact	0	0.00%
Steroid	Yes	Oversensing	6	0.41%	Clavicular Crush	2	0.14%
		Skin Erosion	1	0.07%	Externalized Conductors	0	0.00%
					Other	0	0.00%
					Crimps, Welds & Bonds	0	0.00%
					Other	0	0.00%
					Extrinsic Factors	15	1.02%
					<b>Total</b>	<b>22</b>	<b>1.50%</b>



YEAR	2	4	6	8	10	12	AT 157 MONTHS
SURVIVAL PROBABILITY	98.27%	97.87%	96.25%	94.47%	93.12%	92.18%	92.18%
± 1 STANDARD ERROR	0.35%	0.40%	0.62%	0.83%	1.13%	1.30%	1.30%
SAMPLE SIZE	1,180	840	540	350	240	180	50

\*Optim™ lead insulation is a copolymer of silicone and polyurethane.

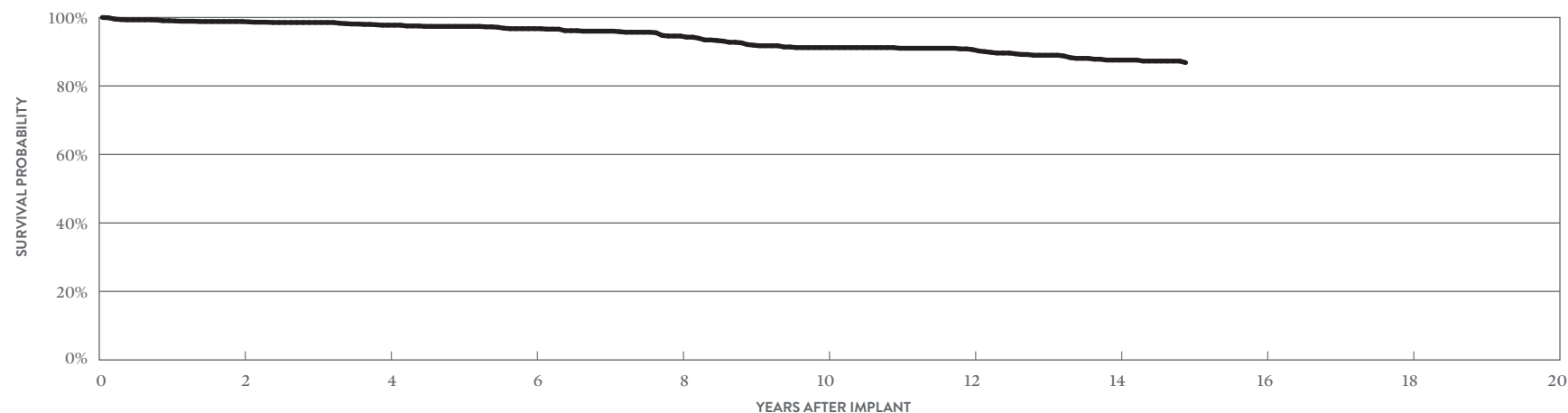
## Defibrillation Leads

### CUSTOMER REPORTED PERFORMANCE DATA

## Riata™ ST Optim™

### MODEL 7022

		ACUTE OBSERVATIONS (POST IMPLANT, ≤30 DAYS)		CHRONIC COMPLICATIONS (>30 DAYS)		MALFUNCTIONS			
		QTY	RATE	QTY	RATE		QTY	RATE	
US Regulatory Approval	July 2006	Cardiac Perforation	5	0.34%	3	0.20%	Conductor Fracture	3	0.20%
Registered US Implants	1,472	Conductor Fracture	0	0.00%	12	0.82%	Clavicular Crush	0	0.00%
Estimated Active US Implants	367	Lead Dislodgement	3	0.20%	11	0.75%	In the Pocket	2	0.14%
Insulation	Optim™*	Failure to Capture	1	0.07%	17	1.15%	Intravascular	1	0.07%
Type and/or Fixation	Single Coil, Active	Oversensing	0	0.00%	34	2.31%	Insulation Breach	13	0.88%
Polarity	Bipolar	Failure to Sense	0	0.00%	1	0.07%	Lead-to-Can Contact	8	0.54%
Steroid	Yes	Insulation Breach	0	0.00%	11	0.75%	Lead-to-Lead Contact	3	0.20%
Number of US Advisories	None	Abnormal Pacing Impedance	2	0.14%	5	0.34%	Clavicular Crush	0	0.00%
		Abnormal Defibrillation Impedance	0	0.00%	5	0.34%	Externalized Conductors	0	0.00%
		Extracardiac Stimulation	0	0.00%	1	0.07%	Other	2	0.14%
		Other	0	0.00%	3	0.20%	Crimps, Welds & Bonds	0	0.00%
		<b>Total</b>	<b>11</b>	<b>0.75%</b>	<b>103</b>	<b>7.00%</b>	Other	0	0.00%
		<b>Total Returned for Analysis</b>	<b>4</b>		<b>35</b>		Extrinsic Factors	25	1.70%
							<b>Total</b>	<b>41</b>	<b>2.79%</b>



YEAR	2	4	6	8	10	12	14	AT 179 MONTHS
SURVIVAL PROBABILITY	98.82%	97.76%	96.74%	94.59%	91.21%	90.63%	87.57%	86.83%
± 1 STANDARD ERROR	0.30%	0.45%	0.57%	0.80%	1.07%	1.10%	1.35%	1.37%
SAMPLE SIZE	1,130	890	730	610	520	470	370	210

\*Optim™ lead insulation is a copolymer of silicone and polyurethane.



# Defibrillation Leads

## CUSTOMER REPORTED PERFORMANCE DATA

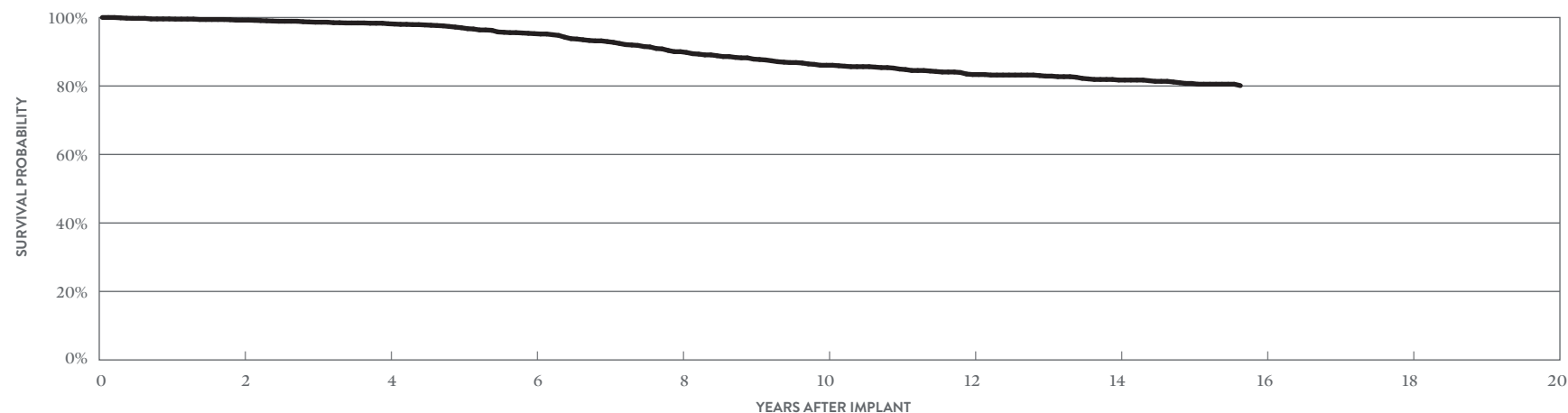
### Riata™ ST

#### MODELS 7010 & 7011

US Regulatory Approval	March 2006
Registered US Implants	2,200
Estimated Active US Implants	465
Insulation	Silicone
Type and/or Fixation	Dual Coil, Active
Polarity	Integrated Bipolar
Steroid	Yes
Number of US Advisories (see pg. 319)	One

	ACUTE OBSERVATIONS (POST IMPLANT, ≤30 DAYS)		CHRONIC COMPLICATIONS (>30 DAYS)	
	QTY	RATE	QTY	RATE
Cardiac Perforation	3	0.14%	3	0.14%
Conductor Fracture	0	0.00%	9	0.41%
Lead Dislodgement	1	0.05%	8	0.36%
Failure to Capture	2	0.09%	15	0.68%
Oversensing	2	0.09%	58	2.64%
Failure to Sense	1	0.05%	3	0.14%
Insulation Breach	0	0.00%	47	2.14%
Abnormal Pacing Impedance	1	0.05%	29	1.32%
Abnormal Defibrillation Impedance	0	0.00%	22	1.00%
Extracardiac Stimulation	0	0.00%	0	0.00%
Other	1	0.05%	3	0.14%
<b>Total</b>	<b>11</b>	<b>0.50%</b>	<b>197</b>	<b>8.95%</b>
<b>Total Returned for Analysis</b>	<b>4</b>		<b>48</b>	

MALFUNCTIONS	QTY	RATE
Conductor Fracture	3	0.14%
Clavicular Crush	0	0.00%
In the Pocket	3	0.14%
Intravascular	0	0.00%
Insulation Breach	45	2.05%
Lead-to-Can Contact	15	0.68%
Lead-to-Lead Contact	19	0.86%
Clavicular Crush	1	0.05%
Externalized Conductors	3	0.14%
Other	7	0.32%
Crimps, Welds & Bonds	0	0.00%
Other	0	0.00%
Extrinsic Factors	13	0.59%
<b>Total</b>	<b>61</b>	<b>2.77%</b>



YEAR	2	4	6	8	10	12	14	AT 188 MONTHS
SURVIVAL PROBABILITY	99.23%	98.17%	95.28%	90.02%	86.05%	83.34%	81.73%	80.11%
± 1 STANDARD ERROR	0.21%	0.32%	0.60%	0.94%	1.13%	1.25%	1.32%	1.40%
SAMPLE SIZE	1,700	1,300	1,000	810	680	580	500	210

# Defibrillation Leads

## CUSTOMER REPORTED PERFORMANCE DATA

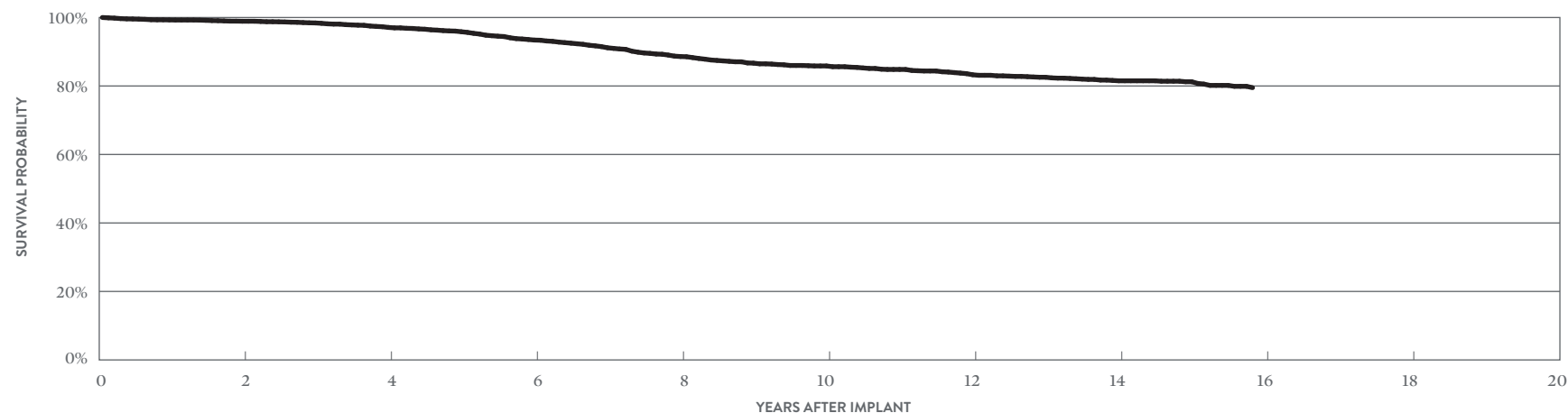
### Riata™ ST

#### MODELS 7040 & 7041

US Regulatory Approval	March 2006
Registered US Implants	4,057
Estimated Active US Implants	864
Insulation	Silicone
Type and/or Fixation	Dual Coil, Passive
Polarity	Bipolar
Steroid	Yes
Number of US Advisories (see pg. 319)	One

	ACUTE OBSERVATIONS (POST IMPLANT, ≤30 DAYS)		CHRONIC COMPLICATIONS (>30 DAYS)	
	QTY	RATE	QTY	RATE
Cardiac Perforation	4	0.10%	4	0.10%
Conductor Fracture	0	0.00%	39	0.96%
Lead Dislodgement	5	0.12%	5	0.12%
Failure to Capture	1	0.02%	57	1.40%
Oversensing	4	0.10%	124	3.06%
Failure to Sense	0	0.00%	16	0.39%
Insulation Breach	0	0.00%	65	1.60%
Abnormal Pacing Impedance	2	0.05%	22	0.54%
Abnormal Defibrillation Impedance	0	0.00%	34	0.84%
Extracardiac Stimulation	0	0.00%	1	0.02%
Other	1	0.02%	11	0.27%
<b>Total</b>	<b>17</b>	<b>0.42%</b>	<b>378</b>	<b>9.32%</b>
<b>Total Returned for Analysis</b>	<b>3</b>		<b>83</b>	

MALFUNCTIONS	QTY	RATE
Conductor Fracture	4	0.10%
Clavicular Crush	0	0.00%
In the Pocket	1	0.02%
Intravascular	3	0.07%
Insulation Breach	70	1.73%
Lead-to-Can Contact	34	0.84%
Lead-to-Lead Contact	21	0.52%
Clavicular Crush	0	0.00%
Externalized Conductors	2	0.05%
Other	13	0.32%
Crimps, Welds & Bonds	0	0.00%
Other	0	0.00%
Extrinsic Factors	31	0.76%
<b>Total</b>	<b>105</b>	<b>2.59%</b>



YEAR	2	4	6	8	10	12	14	AT 190 MONTHS
SURVIVAL PROBABILITY	98.91%	97.10%	93.41%	88.60%	85.85%	83.28%	81.51%	79.51%
± 1 STANDARD ERROR	0.17%	0.30%	0.50%	0.70%	0.80%	0.88%	0.95%	1.08%
SAMPLE SIZE	3,180	2,470	1,900	1,520	1,250	1,100	860	220

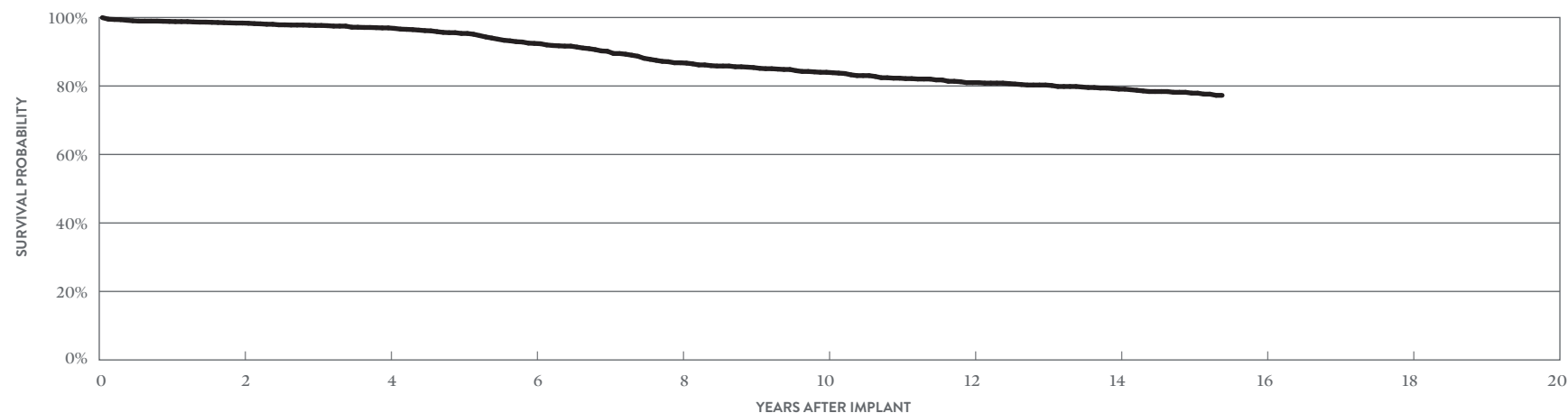
# Defibrillation Leads

## CUSTOMER REPORTED PERFORMANCE DATA

### Riata™ ST

#### MODEL 7002

		ACUTE OBSERVATIONS (POST IMPLANT, ≤30 DAYS)		CHRONIC COMPLICATIONS (>30 DAYS)		MALFUNCTIONS			
		QTY	RATE	QTY	RATE	QTY	RATE		
US Regulatory Approval	June 2005	Cardiac Perforation	6	0.25%	5	0.21%	Conductor Fracture	6	0.25%
Registered US Implants	2,409	Conductor Fracture	0	0.00%	13	0.54%	Clavicular Crush	0	0.00%
Estimated Active US Implants	491	Lead Dislodgement	3	0.12%	10	0.42%	In the Pocket	3	0.12%
Insulation	Silicone	Failure to Capture	4	0.17%	27	1.12%	Intravascular	3	0.12%
Type and/or Fixation	Single Coil, Active	Oversensing	4	0.17%	79	3.28%	Insulation Breach	84	3.49%
Polarity	Bipolar	Failure to Sense	0	0.00%	3	0.12%	Lead-to-Can Contact	37	1.54%
Steroid	Yes	Insulation Breach	0	0.00%	74	3.07%	Lead-to-Lead Contact	19	0.79%
Number of US Advisories (see pg. 319)	One	Abnormal Pacing Impedance	2	0.08%	6	0.25%	Clavicular Crush	0	0.00%
		Abnormal Defibrillation Impedance	1	0.04%	11	0.46%	Externalized Conductors	12	0.50%
		Extracardiac Stimulation	0	0.00%	0	0.00%	Other	16	0.66%
		Other	1	0.04%	8	0.33%	Crimps, Welds & Bonds	0	0.00%
		<b>Total</b>	<b>21</b>	<b>0.87%</b>	<b>236</b>	<b>9.80%</b>	Other	0	0.00%
		<b>Total Returned for Analysis</b>	<b>11</b>		<b>82</b>		Extrinsic Factors	25	1.04%
							<b>Total</b>	<b>115</b>	<b>4.77%</b>



YEAR	2	4	6	8	10	12	14	AT 185 MONTHS
SURVIVAL PROBABILITY	98.38%	96.96%	92.43%	86.78%	84.00%	80.97%	79.08%	77.27%
± 1 STANDARD ERROR	0.28%	0.40%	0.69%	0.97%	1.09%	1.21%	1.28%	1.42%
SAMPLE SIZE	1,860	1,480	1,150	900	730	630	520	210

# Defibrillation Leads

## CUSTOMER REPORTED PERFORMANCE DATA

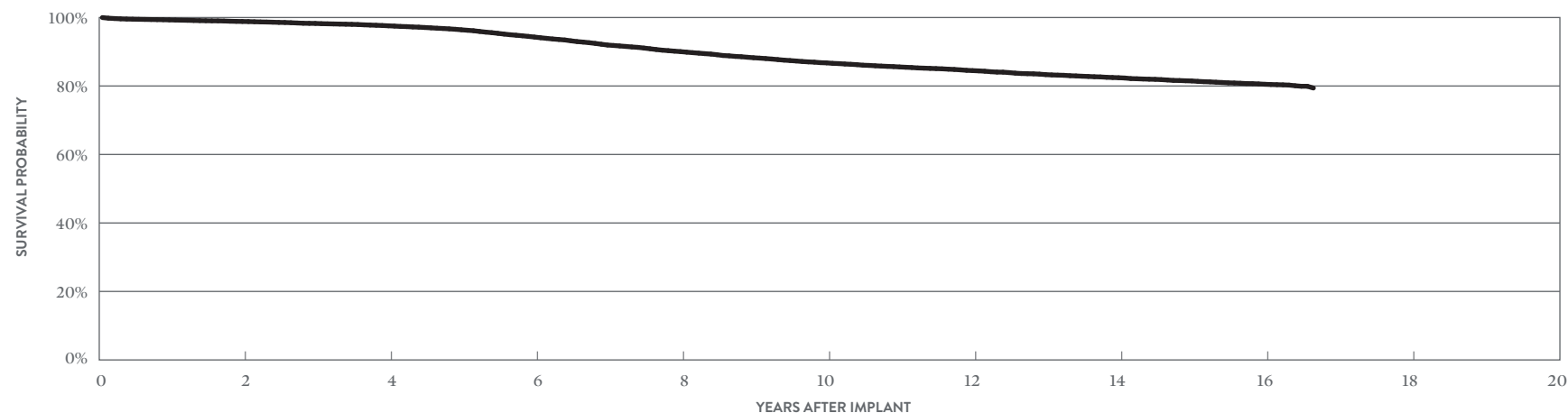
### Riata™ ST

#### MODELS 7000 & 7001

US Regulatory Approval	June 2005
Registered US Implants	35,057
Estimated Active US Implants	7,330
Insulation	Silicone
Type and/or Fixation	Dual Coil, Active
Polarity	Bipolar
Steroid	Yes
Number of US Advisories (see pg. 319)	One

	ACUTE OBSERVATIONS (POST IMPLANT, ≤30 DAYS)		CHRONIC COMPLICATIONS (>30 DAYS)	
	QTY	RATE	QTY	RATE
Cardiac Perforation	42	0.12%	35	0.10%
Conductor Fracture	0	0.00%	190	0.54%
Lead Dislodgement	38	0.11%	61	0.17%
Failure to Capture	43	0.12%	406	1.16%
Oversensing	40	0.11%	1031	2.94%
Failure to Sense	7	0.02%	66	0.19%
Insulation Breach	2	<0.01%	799	2.28%
Abnormal Pacing Impedance	8	0.02%	141	0.40%
Abnormal Defibrillation Impedance	4	0.01%	281	0.80%
Extracardiac Stimulation	3	<0.01%	6	0.02%
Other	11	0.03%	104	0.30%
<b>Total</b>	<b>198</b>	<b>0.56%</b>	<b>3120</b>	<b>8.90%</b>
<b>Total Returned for Analysis</b>	<b>97</b>		<b>833</b>	

MALFUNCTIONS	QTY	RATE
Conductor Fracture	25	0.07%
Clavicular Crush	4	0.01%
In the Pocket	7	0.02%
Intravascular	14	0.04%
Insulation Breach	675	1.93%
Lead-to-Can Contact	353	1.01%
Lead-to-Lead Contact	179	0.51%
Clavicular Crush	12	0.03%
Externalized Conductors	45	0.13%
Other	86	0.25%
Crimps, Welds & Bonds	1	<0.01%
Other	1	<0.01%
Extrinsic Factors	341	0.97%
<b>Total</b>	<b>1043</b>	<b>2.98%</b>



YEAR	2	4	6	8	10	12	14	16	AT 200 MONTHS
<b>SURVIVAL PROBABILITY</b>	98.84%	97.57%	94.29%	90.04%	86.75%	84.49%	82.41%	80.50%	79.40%
<b>± 1 STANDARD ERROR</b>	0.06%	0.09%	0.16%	0.22%	0.27%	0.29%	0.32%	0.35%	0.42%
<b>SAMPLE SIZE</b>	28,170	21,950	17,050	13,250	10,860	9,450	8,100	4,070	230

## Defibrillation Leads

### ACTIVELY MONITORED STUDY DATA

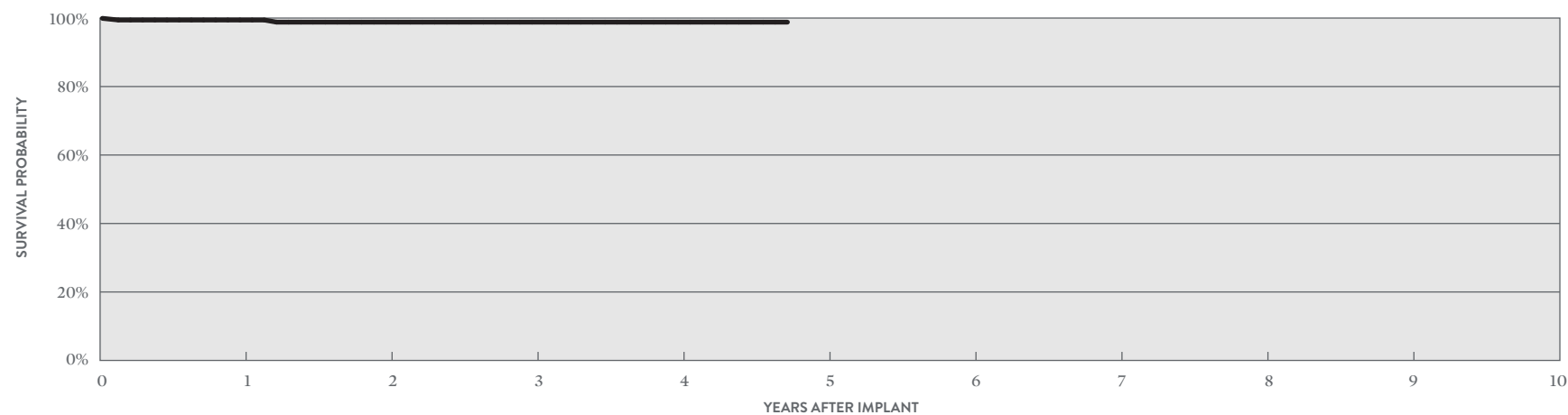
## Riata™ ST

### MODELS 7000 & 7001

US Regulatory Approval	June 2005
Number of Devices Enrolled in Study	180
Active Devices Enrolled in Study	0
Cumulative Months of Follow-up	8,340
Insulation	Silicone
Type and/or Fixation	Dual Coil, Active
Polarity	Bipolar
Steroid	Yes

QUALIFYING COMPLICATIONS	QTY	RATE
Conductor Fracture	1	0.56%
Insulation Breach	1	0.56%
Lead Dislodgement	1	0.56%

MALFUNCTIONS	QTY	RATE
Conductor Fracture	0	0.00%
Clavicular Crush	0	0.00%
In the Pocket	0	0.00%
Intravascular	0	0.00%
Insulation Breach	5	2.78%
Lead-to-Can Contact	3	1.67%
Lead-to-Lead Contact	1	0.56%
Clavicular Crush	0	0.00%
Externalized Conductors	0	0.00%
Other	1	0.56%
Crimps, Welds & Bonds	1	0.56%
Other	0	0.00%
Extrinsic Factors	0	0.00%
<b>Total</b>	<b>6</b>	<b>3.33%</b>



YEAR	1	2	3	4	AT 57 MONTHS
SURVIVAL PROBABILITY	99.43%	98.81%	98.81%	98.81%	98.81%
± 1 STANDARD ERROR	0.56%	0.84%	0.84%	0.84%	0.84%
SAMPLE SIZE	170	150	120	90	50

# Defibrillation Leads

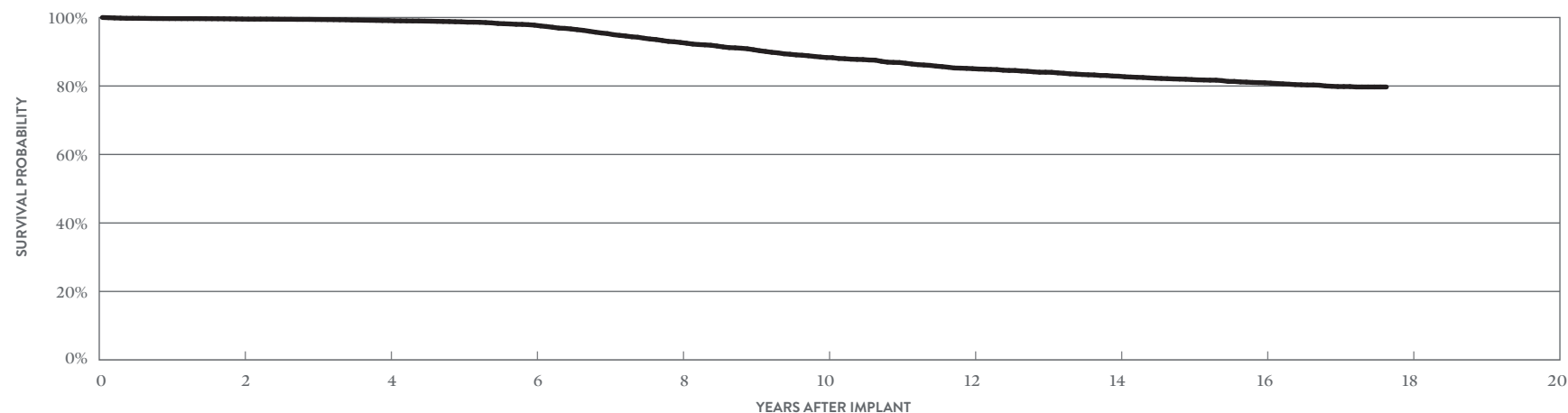
## CUSTOMER REPORTED PERFORMANCE DATA

### Riata™ i

#### MODELS 1590 & 1591

US Regulatory Approval	April 2004
Registered US Implants	9,700
Estimated Active US Implants	1,742
Insulation	Silicone
Type and/or Fixation	Dual Coil, Active
Polarity	Integrated Bipolar
Steroid	Yes
Number of US Advisories (see pg. 319)	One

MALFUNCTIONS	QTY	RATE
Conductor Fracture	8	0.08%
Clavicular Crush	1	0.01%
In the Pocket	1	0.01%
Intravascular	6	0.06%
Insulation Breach	217	2.24%
Lead-to-Can Contact	92	0.95%
Lead-to-Lead Contact	59	0.61%
Clavicular Crush	2	0.02%
Externalized Conductors	21	0.22%
Other	43	0.44%
Crimps, Welds & Bonds	0	0.00%
Other	1	0.01%
Extrinsic Factors	59	0.61%
<b>Total</b>	<b>285</b>	<b>2.94%</b>



YEAR	2	4	6	8	10	12	14	16	AT 212 MONTHS
SURVIVAL PROBABILITY	99.54%	99.11%	97.77%	92.71%	88.30%	85.06%	82.86%	80.93%	79.71%
± 1 STANDARD ERROR	0.07%	0.11%	0.19%	0.39%	0.51%	0.60%	0.65%	0.70%	0.75%
SAMPLE SIZE	7,850	6,150	4,680	3,580	2,830	2,340	2,070	1,730	240

# Defibrillation Leads

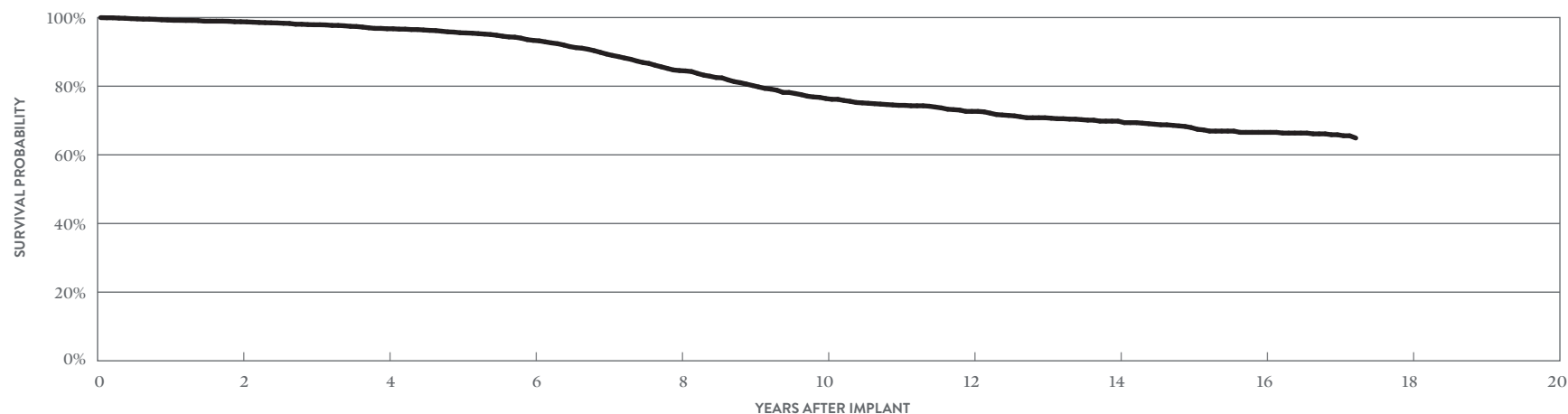
## CUSTOMER REPORTED PERFORMANCE DATA

Riata™

MODEL 1582

US Regulatory Approval	March 2003
Registered US Implants	3,132
Estimated Active US Implants	424
Insulation	Silicone
Type and/or Fixation	Single Coil, Active
Polarity	Bipolar
Steroid	Yes
Number of US Advisories (see pg. 319)	One

MALFUNCTIONS	QTY	RATE
Conductor Fracture	3	0.10%
Clavicular Crush	0	0.00%
In the Pocket	0	0.00%
Intravascular	3	0.10%
Insulation Breach	185	5.91%
Lead-to-Can Contact	57	1.82%
Lead-to-Lead Contact	32	1.02%
Clavicular Crush	2	0.06%
Externalized Conductors	54	1.72%
Other	40	1.28%
Crimps, Welds & Bonds	0	0.00%
Other	0	0.00%
Extrinsic Factors	35	1.12%
<b>Total</b>	<b>223</b>	<b>7.12%</b>



YEAR	2	4	6	8	10	12	14	16	AT 207 MONTHS
SURVIVAL PROBABILITY	98.78%	96.73%	93.35%	84.55%	76.41%	72.66%	69.82%	66.55%	64.90%
± 1 STANDARD ERROR	0.22%	0.37%	0.58%	0.97%	1.23%	1.35%	1.43%	1.54%	1.60%
SAMPLE SIZE	2,430	1,870	1,390	990	720	590	490	370	200

# Defibrillation Leads

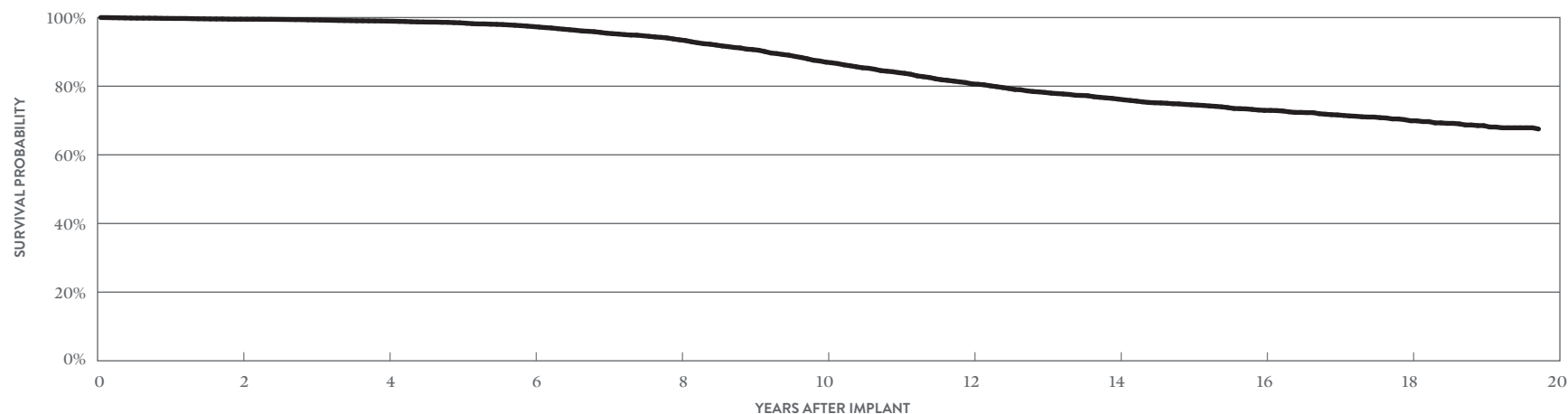
## CUSTOMER REPORTED PERFORMANCE DATA

### Riata™

#### MODELS 1570 & 1571

US Regulatory Approval	March 2002
Registered US Implants	10,279
Estimated Active US Implants	1,468
Insulation	Silicone
Type and/or Fixation	Dual Coil, Passive
Polarity	Bipolar
Steroid	Yes
Number of US Advisories (see pg. 319)	One

MALFUNCTIONS	QTY	RATE
Conductor Fracture	6	0.06%
Clavicular Crush	2	0.02%
In the Pocket	3	0.03%
Intravascular	1	<0.01%
Insulation Breach	276	2.69%
Lead-to-Can Contact	128	1.25%
Lead-to-Lead Contact	48	0.47%
Clavicular Crush	2	0.02%
Externalized Conductors	53	0.52%
Other	45	0.44%
Crimps, Welds & Bonds	0	0.00%
Other	0	0.00%
Extrinsic Factors	71	0.69%
<b>Total</b>	<b>353</b>	<b>3.43%</b>



YEAR	2	4	6	8	10	12	14	16	18	AT 237 MONTHS
<b>SURVIVAL PROBABILITY</b>	99.52%	98.96%	97.36%	93.51%	87.01%	80.67%	76.24%	72.95%	69.92%	67.53%
<b>± 1 STANDARD ERROR</b>	0.07%	0.11%	0.20%	0.35%	0.52%	0.66%	0.75%	0.82%	0.91%	1.06%
<b>SAMPLE SIZE</b>	8,430	6,650	5,070	3,840	2,970	2,320	1,840	1,400	810	210



# Defibrillation Leads

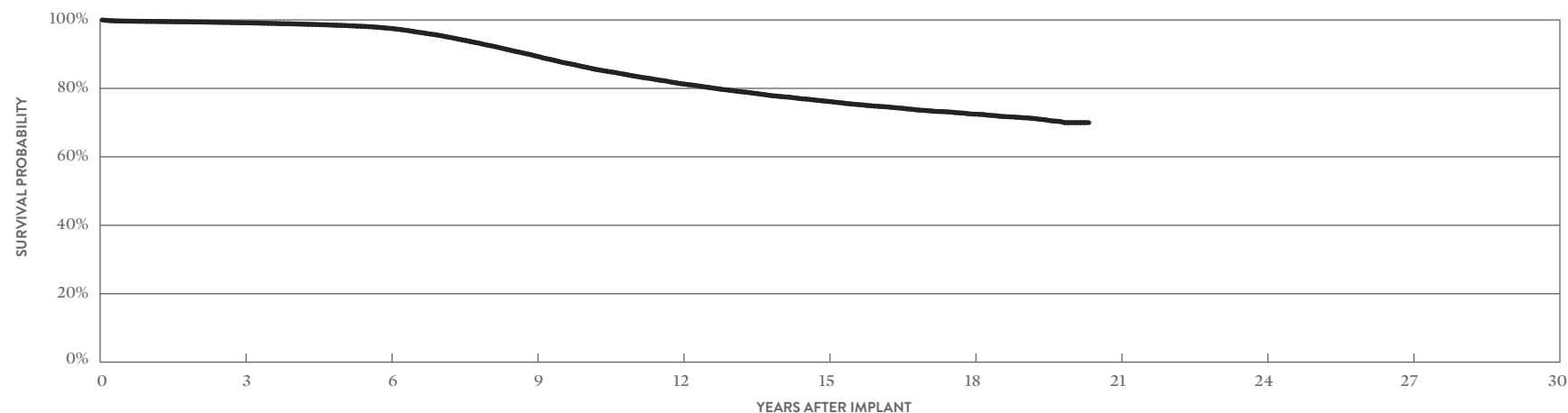
## CUSTOMER REPORTED PERFORMANCE DATA

### Riata™

#### MODELS 1580 & 1581

US Regulatory Approval	March 2002
Registered US Implants	68,950
Estimated Active US Implants	10,068
Insulation	Silicone
Type and/or Fixation	Dual Coil, Active
Polarity	Bipolar
Steroid	Yes
Number of US Advisories (see pg. 319)	One

MALFUNCTIONS	QTY	RATE
Conductor Fracture	35	0.05%
Clavicular Crush	4	<0.01%
In the Pocket	12	0.02%
Intravascular	19	0.03%
Insulation Breach	1979	2.87%
Lead-to-Can Contact	829	1.20%
Lead-to-Lead Contact	392	0.57%
Clavicular Crush	20	0.03%
Externalized Conductors	378	0.55%
Other	360	0.52%
Crimps, Welds & Bonds	3	<0.01%
Other	0	0.00%
Extrinsic Factors	583	0.85%
<b>Total</b>	<b>2600</b>	<b>3.77%</b>



YEAR	3	6	9	12	15	18	AT 245 MONTHS
SURVIVAL PROBABILITY	99.16%	97.56%	89.52%	81.40%	76.24%	72.49%	69.99%
± 1 STANDARD ERROR	0.04%	0.07%	0.18%	0.25%	0.29%	0.33%	0.50%
SAMPLE SIZE	50,070	33,870	22,250	15,640	11,510	5,140	230

# Defibrillation Leads

## ACTIVELY MONITORED STUDY DATA

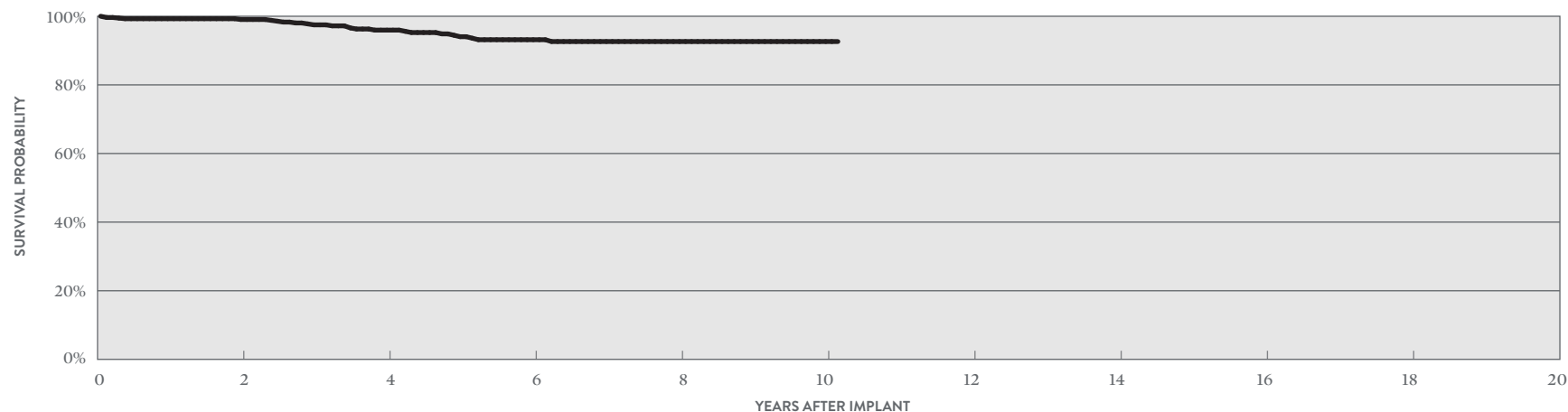
### Riata™

#### MODELS 1580 & 1581

US Regulatory Approval	March 2002
Number of Devices Enrolled in Study	566
Active Devices Enrolled in Study	0
Cumulative Months of Follow-up	31,733
Insulation	Silicone
Type and/or Fixation	Dual Coil, Active
Polarity	Bipolar
Steroid	Yes

QUALIFYING COMPLICATIONS	QTY	RATE
Abnormal Defibrillation Impedance	1	0.18%
Conductor Fracture	3	0.53%
Failure to Capture	1	0.18%
Insulation Breach	10	1.77%
Lead Dislodgement	2	0.35%
Oversensing	6	1.06%
Skin Erosion	1	0.18%

MALFUNCTIONS	QTY	RATE
Conductor Fracture	1	0.18%
Clavicular Crush	0	0.00%
In the Pocket	0	0.00%
Intravascular	1	0.18%
Insulation Breach	24	4.24%
Lead-to-Can Contact	7	1.24%
Lead-to-Lead Contact	7	1.24%
Clavicular Crush	0	0.00%
Externalized Conductors	6	1.06%
Other	4	0.71%
Crimps, Welds & Bonds	0	0.00%
Other	0	0.00%
Extrinsic Factors	7	1.24%
<b>Total</b>	<b>32</b>	<b>5.65%</b>



YEAR	2	4	6	8	10	AT 122 MONTHS
SURVIVAL PROBABILITY	99.05%	95.96%	93.16%	92.63%	92.63%	92.63%
± 1 STANDARD ERROR	0.36%	1.01%	1.43%	1.52%	1.52%	1.52%
SAMPLE SIZE	470	320	200	130	70	50

SUMMARY INFORMATION  
Defibrillation Leads

## Defibrillation Leads

### Survival Probability Summary

MODELS	FAMILY	1 YEAR	2 YEAR	3 YEAR	4 YEAR	5 YEAR	6 YEAR	7 YEAR	8 YEAR	9 YEAR	10 YEAR
LDA230Q	Optisure™ DF4	99.13%	98.88%	98.47%	98.18%	98.18%	97.74%	97.49%			
LDA220Q	Optisure™ DF4	99.11%	98.75%	98.48%	98.14%	97.85%	97.33%	97.03%	96.92%		
LDA220	Optisure™	98.82%	98.82%	98.33%	97.50%	97.50%	97.50%	97.50%			
LDA210Q	Optisure™ DF4	99.01%	98.74%	98.52%	98.23%	97.94%	97.55%	97.15%	96.75%		
LDA210	Optisure™	98.94%	98.38%	97.53%	97.05%	96.39%	96.12%	96.12%			
7170Q/7171Q	Durata™ DF4	99.08%	98.68%	98.17%	97.34%	96.98%	96.38%	95.70%	94.95%	94.28%	93.59%
7120Q/7121Q	Durata™ DF4	99.16%	98.88%	98.59%	98.24%	97.80%	97.31%	96.75%	96.30%	95.76%	95.23%
7122Q	Durata™ DF4	99.11%	98.83%	98.55%	98.22%	97.84%	97.42%	96.99%	96.50%	95.99%	95.58%
7120/7121	Durata™	99.34%	99.01%	98.65%	98.24%	97.72%	97.11%	96.39%	95.75%	95.15%	94.56%
7122	Durata™	99.14%	98.62%	98.27%	97.78%	97.07%	96.45%	95.87%	95.31%	94.89%	94.26%
7070/7071	Riata™ ST Optim™	99.48%	99.01%	98.61%	97.95%	97.00%	96.14%	95.10%	94.22%	93.41%	91.76%
7020/7021	Riata™ ST Optim™	98.92%	98.52%	98.15%	97.59%	96.75%	95.96%	94.96%	94.01%	92.75%	91.95%
7022	Riata™ ST Optim™	99.07%	98.82%	98.54%	97.76%	97.40%	96.74%	96.01%	94.59%	91.92%	91.21%
7010/7011	Riata™ ST	99.58%	99.23%	98.63%	98.17%	97.01%	95.28%	92.96%	90.02%	87.85%	86.05%
7040/7041	Riata™ ST	99.29%	98.91%	98.41%	97.10%	95.84%	93.41%	91.16%	88.60%	86.67%	85.85%
7002	Riata™ ST	98.85%	98.38%	97.68%	96.96%	95.34%	92.43%	90.14%	86.78%	85.39%	84.00%
7000/7001	Riata™ ST	99.30%	98.84%	98.27%	97.57%	96.41%	94.29%	91.96%	90.04%	88.25%	86.75%
1590/1591	Riata™ i	99.68%	99.54%	99.42%	99.11%	98.74%	97.77%	95.30%	92.71%	90.60%	88.30%
1582	Riata™	99.27%	98.78%	97.90%	96.73%	95.57%	93.35%	89.37%	84.55%	80.20%	76.41%
1570/1571	Riata™	99.75%	99.52%	99.31%	98.96%	98.47%	97.36%	95.45%	93.51%	90.68%	87.01%
1580/1581	Riata™	99.57%	99.39%	99.16%	98.85%	98.42%	97.56%	95.55%	92.69%	89.52%	86.32%

# Defibrillation Leads

## Acute Observation Summary

### POST IMPLANT ≤30 DAYS

MODELS	US REGULATORY APPROVAL	REGISTERED US IMPLANTS	ESTIMATED ACTIVE US IMPLANTS	CARDIAC PERFORATION		CONDUCTOR FRACTURE		LEAD DISLODGEMENT		FAILURE TO CAPTURE		OVERSENSING		FAILURE TO SENSE		INSULATION BREACH		ABNORMAL PACING IMPEDANCE		ABNORMAL DEFIBRILLATION IMPEDANCE		EXTRACARDIAC STIMULATION		OTHER		TOTAL		TOTAL RETURNED FOR ANALYSIS
				QTY	RATE	QTY	RATE	QTY	RATE	QTY	RATE	QTY	RATE	QTY	RATE	QTY	RATE	QTY	RATE	QTY	RATE	QTY	RATE	QTY	RATE	QTY	RATE	
LDA230Q	Feb-14	1,060	581	1	0.09%	0	0.00%	1	0.09%	0	0.00%	0	0.00%	0	0.00%	0	0.00%	1	0.09%	0	0.00%	1	0.09%	0	0.00%	4	0.38%	1
LDA220Q	Feb-14	13,019	7,765	14	0.11%	0	0.00%	54	0.41%	24	0.18%	5	0.04%	2	0.02%	0	0.00%	0	0.00%	5	0.04%	1	<0.01%	6	0.05%	111	0.85%	44
LDA220	Feb-14	631	344	1	0.16%	0	0.00%	0	0.00%	0	0.00%	0	0.00%	0	0.00%	0	0.00%	0	0.00%	0	0.00%	0	0.00%	0	0.00%	1	0.16%	0
LDA210Q	Feb-14	63,070	40,931	117	0.19%	2	<0.01%	216	0.34%	116	0.18%	42	0.07%	16	0.03%	4	<0.01%	9	0.01%	10	0.02%	5	<0.01%	20	0.03%	557	0.88%	198
LDA210	Feb-14	1,743	1,059	3	0.17%	0	0.00%	7	0.40%	2	0.11%	2	0.11%	0	0.00%	0	0.00%	0	0.00%	0	0.00%	0	0.00%	1	0.06%	15	0.86%	6
7170Q/7171Q	Jul-09	7,231	3,108	6	0.08%	1	0.01%	22	0.30%	14	0.19%	3	0.04%	0	0.00%	0	0.00%	1	0.01%	0	0.00%	1	0.01%	1	0.01%	49	0.68%	22
7120Q/7121Q	Jan-09	145,821	60,866	107	0.07%	2	<0.01%	300	0.21%	144	0.10%	54	0.04%	17	0.01%	0	0.00%	7	<0.01%	11	<0.01%	6	<0.01%	45	0.03%	693	0.48%	336
7122Q	Jan-09	160,116	85,076	210	0.13%	4	<0.01%	405	0.25%	224	0.14%	73	0.05%	17	0.01%	2	<0.01%	16	<0.01%	14	<0.01%	5	<0.01%	56	0.03%	1026	0.64%	424
7120/7121	Sep-07	63,461	19,195	41	0.06%	2	<0.01%	70	0.11%	26	0.04%	51	0.08%	5	<0.01%	0	0.00%	2	<0.01%	21	0.03%	0	0.00%	21	0.03%	239	0.38%	93
7122	Sep-07	16,644	6,044	12	0.07%	1	<0.01%	24	0.14%	19	0.11%	13	0.08%	0	0.00%	2	0.01%	3	0.02%	3	0.02%	2	0.01%	4	0.02%	83	0.50%	37
7070/7071	Jul-06	3,582	949	3	0.08%	1	0.03%	3	0.08%	6	0.17%	4	0.11%	4	0.11%	0	0.00%	0	0.00%	0	0.00%	0	0.00%	0	0.00%	21	0.59%	6
7020/7021	Jul-06	15,622	3,786	33	0.21%	0	0.00%	27	0.17%	17	0.11%	19	0.12%	8	0.05%	0	0.00%	2	0.01%	4	0.03%	3	0.02%	0	0.00%	113	0.72%	53
7022	Jul-06	1,472	367	5	0.34%	0	0.00%	3	0.20%	1	0.07%	0	0.00%	0	0.00%	0	0.00%	2	0.14%	0	0.00%	0	0.00%	0	0.00%	11	0.75%	4
7010/7011	Mar-06	2,200	465	3	0.14%	0	0.00%	1	0.05%	2	0.09%	2	0.09%	1	0.05%	0	0.00%	1	0.05%	0	0.00%	0	0.00%	1	0.05%	11	0.50%	4
7040/7041	Mar-06	4,057	864	4	0.10%	0	0.00%	5	0.12%	1	0.02%	4	0.10%	0	0.00%	0	0.00%	2	0.05%	0	0.00%	0	0.00%	1	0.02%	17	0.42%	3
7002	Jun-05	2,409	491	6	0.25%	0	0.00%	3	0.12%	4	0.17%	4	0.17%	0	0.00%	0	0.00%	2	0.08%	1	0.04%	0	0.00%	1	0.04%	21	0.87%	11
7000/7001	Jun-05	35,057	7,330	42	0.12%	0	0.00%	38	0.11%	43	0.12%	40	0.11%	7	0.02%	2	<0.01%	8	0.02%	4	0.01%	3	<0.01%	11	0.03%	198	0.56%	97

Definitions of observations and complications can be found on [page 7](#).

## Defibrillation Leads

### Chronic Complication Summary

>30 DAYS

MODELS	US REGULATORY APPROVAL	REGISTERED US IMPLANTS	ESTIMATED ACTIVE US IMPLANTS	CARDIAC PERFORATION		CONDUCTOR FRACTURE		LEAD DISLODGEMENT		FAILURE TO CAPTURE		OVERSENSING		FAILURE TO SENSE		INSULATION BREACH		ABNORMAL PACING IMPEDANCE		ABNORMAL DEFIBRILLATION IMPEDANCE		EXTRACARDIAC STIMULATION		OTHER		TOTAL		TOTAL RETURNED FOR ANALYSIS
				QTY	RATE	QTY	RATE	QTY	RATE	QTY	RATE	QTY	RATE	QTY	RATE	QTY	RATE	QTY	RATE	QTY	RATE	QTY	RATE	QTY	RATE	QTY	RATE	
LDA230Q	Feb-14	1,060	581	0	0.00%	0	0.00%	3	0.28%	6	0.57%	6	0.57%	1	0.09%	0	0.00%	1	0.09%	0	0.00%	0	0.00%	0	0.00%	17	1.60%	8
LDA220Q	Feb-14	13,019	7,765	5	0.04%	7	0.05%	82	0.63%	91	0.70%	69	0.53%	9	0.07%	2	0.02%	15	0.12%	20	0.15%	0	0.00%	5	0.04%	305	2.34%	86
LDA220	Feb-14	631	344	0	0.00%	0	0.00%	5	0.79%	3	0.48%	6	0.95%	0	0.00%	0	0.00%	3	0.48%	1	0.16%	0	0.00%	0	0.00%	18	2.85%	4
LDA210Q	Feb-14	63,070	40,931	31	0.05%	30	0.05%	376	0.60%	271	0.43%	225	0.36%	27	0.04%	2	<0.01%	57	0.09%	50	0.08%	6	<0.01%	34	0.05%	1109	1.76%	380
LDA210	Feb-14	1,743	1,059	0	0.00%	4	0.23%	8	0.46%	13	0.75%	18	1.03%	0	0.00%	0	0.00%	5	0.29%	2	0.11%	1	0.06%	2	0.11%	53	3.04%	13
7170Q/7171Q	Jul-09	7,231	3,108	8	0.11%	34	0.47%	33	0.46%	88	1.22%	79	1.09%	1	0.01%	6	0.08%	30	0.41%	22	0.30%	0	0.00%	4	0.06%	305	4.22%	75
7120Q/7121Q	Jan-09	145,821	60,866	49	0.03%	280	0.19%	729	0.50%	1167	0.80%	1215	0.83%	109	0.07%	77	0.05%	263	0.18%	559	0.38%	10	<0.01%	109	0.07%	4567	3.13%	1274
7122Q	Jan-09	160,116	85,076	68	0.04%	133	0.08%	846	0.53%	894	0.56%	813	0.51%	77	0.05%	48	0.03%	174	0.11%	173	0.11%	14	<0.01%	116	0.07%	3356	2.10%	1141
7120/7121	Sep-07	63,461	19,195	18	0.03%	187	0.29%	190	0.30%	446	0.70%	943	1.49%	73	0.12%	78	0.12%	244	0.38%	375	0.59%	3	<0.01%	60	0.09%	2617	4.12%	638
7122	Sep-07	16,644	6,044	4	0.02%	52	0.31%	80	0.48%	124	0.75%	207	1.24%	13	0.08%	26	0.16%	56	0.34%	49	0.29%	2	0.01%	14	0.08%	627	3.77%	210
7070/7071	Jul-06	3,582	949	2	0.06%	28	0.78%	13	0.36%	43	1.20%	73	2.04%	3	0.08%	9	0.25%	17	0.47%	22	0.61%	1	0.03%	3	0.08%	214	5.97%	46
7020/7021	Jul-06	15,622	3,786	17	0.11%	71	0.45%	67	0.43%	189	1.21%	306	1.96%	23	0.15%	29	0.19%	63	0.40%	120	0.77%	2	0.01%	29	0.19%	916	5.86%	238
7022	Jul-06	1,472	367	3	0.20%	12	0.82%	11	0.75%	17	1.15%	34	2.31%	1	0.07%	11	0.75%	5	0.34%	5	0.34%	1	0.07%	3	0.20%	103	7.00%	35
7010/7011	Mar-06	2,200	465	3	0.14%	9	0.41%	8	0.36%	15	0.68%	58	2.64%	3	0.14%	47	2.14%	29	1.32%	22	1.00%	0	0.00%	3	0.14%	197	8.95%	48
7040/7041	Mar-06	4,057	864	4	0.10%	39	0.96%	5	0.12%	57	1.40%	124	3.06%	16	0.39%	65	1.60%	22	0.54%	34	0.84%	1	0.02%	11	0.27%	378	9.32%	83
7002	Jun-05	2,409	491	5	0.21%	13	0.54%	10	0.42%	27	1.12%	79	3.28%	3	0.12%	74	3.07%	6	0.25%	11	0.46%	0	0.00%	8	0.33%	236	9.80%	82
7000/7001	Jun-05	35,057	7,330	35	0.10%	190	0.54%	61	0.17%	406	1.16%	1031	2.94%	66	0.19%	799	2.28%	141	0.40%	281	0.80%	6	0.02%	104	0.30%	3120	8.90%	833

Definitions of observations and complications can be found on [page 7](#).

## Defibrillation Leads

### U.S. Malfunction Summary

MODELS	REGISTERED US IMPLANTS	PERCENT RETURNED FOR ANALYSIS	CONDUCTOR FRACTURE		INSULATION BREACH		CRIMPS, WELDS & BONDS		OTHER		EXTRINSIC FACTORS		TOTAL	
			QTY	RATE	QTY	RATE	QTY	RATE	QTY	RATE	QTY	RATE	QTY	RATE
LDA230Q	1,060	4.40%	1	0.09%	3	0.28%	0	0.00%	0	0.00%	8	0.75%	12	1.13%
LDA220Q	13,019	4.60%	1	<0.01%	7	0.05%	0	0.00%	0	0.00%	81	0.62%	89	0.68%
LDA220	631	5.10%	0	0.00%	0	0.00%	0	0.00%	0	0.00%	6	0.95%	6	0.95%
LDA210Q	63,070	4.00%	7	0.01%	21	0.03%	0	0.00%	5	<0.01%	364	0.58%	397	0.63%
LDA210	1,743	5.30%	0	0.00%	1	0.06%	0	0.00%	0	0.00%	15	0.86%	16	0.92%
7170Q/7171Q	7,231	5.90%	6	0.08%	17	0.24%	0	0.00%	0	0.00%	55	0.76%	78	1.08%
7120Q/7121Q	145,821	5.60%	35	0.02%	374	0.26%	2	<0.01%	38	0.03%	965	0.66%	1414	0.97%
7122Q	160,116	5.40%	23	0.01%	243	0.15%	1	<0.01%	21	0.01%	971	0.61%	1259	0.79%
7120/7121	63,461	6.60%	34	0.05%	221	0.35%	1	<0.01%	9	0.01%	457	0.72%	722	1.14%
7122	16,644	10.40%	16	0.10%	80	0.48%	0	0.00%	4	0.02%	155	0.93%	255	1.53%
7070/7071	3,582	8.60%	3	0.08%	23	0.64%	0	0.00%	0	0.00%	23	0.64%	49	1.37%
7020/7021	15,622	7.60%	11	0.07%	68	0.44%	0	0.00%	0	0.00%	184	1.18%	263	1.68%
7022	1,472	11.90%	3	0.20%	13	0.88%	0	0.00%	0	0.00%	25	1.70%	41	2.79%
7010/7011	2,200	10.30%	3	0.14%	45	2.05%	0	0.00%	0	0.00%	13	0.59%	61	2.77%
7040/7041	4,057	9.50%	4	0.10%	70	1.73%	0	0.00%	0	0.00%	31	0.76%	105	2.59%
7002	2,409	11.70%	6	0.25%	84	3.49%	0	0.00%	0	0.00%	25	1.04%	115	4.77%
7000/7001	35,057	8.50%	25	0.07%	675	1.93%	1	<0.01%	1	<0.01%	341	0.97%	1043	2.98%
1590/1591	9,700	8.50%	8	0.08%	217	2.24%	0	0.00%	1	0.01%	59	0.61%	285	2.94%
1582	3,132	13.20%	3	0.10%	185	5.91%	0	0.00%	0	0.00%	35	1.12%	223	7.12%
1570/1571	10,279	9.80%	6	0.06%	276	2.69%	0	0.00%	0	0.00%	71	0.69%	353	3.43%
1580/1581	68,950	9.00%	35	0.05%	1979	2.87%	3	<0.01%	0	0.00%	583	0.85%	2600	3.77%

Definitions of malfunction categories can be found on [pages 8-9](#).

## Defibrillation Leads

### Worldwide Malfunction Summary

MODELS	WORLDWIDE SALES	PERCENT RETURNED FOR ANALYSIS	CONDUCTOR FRACTURE		INSULATION BREACH		CRIMPS, WELDS & BONDS		OTHER		EXTRINSIC FACTORS		TOTAL	
			QTY	RATE	QTY	RATE	QTY	RATE	QTY	RATE	QTY	RATE	QTY	RATE
LDA230Q	1,097	4.28%	1	0.09%	3	0.27%	0	0.00%	0	0.00%	8	0.73%	12	1.09%
LDA220Q	18,320	3.36%	1	0.01%	7	0.04%	0	0.00%	1	0.01%	107	0.58%	116	0.63%
LDA210Q	113,128	2.28%	14	0.01%	42	0.04%	0	0.00%	11	0.01%	563	0.50%	630	0.56%
LDA210	1,912	4.86%	0	0.00%	1	0.05%	0	0.00%	0	0.00%	15	0.78%	16	0.84%
7170Q/7171Q	19,570	2.96%	12	0.06%	27	0.14%	2	0.01%	0	0.00%	88	0.45%	129	0.66%
7120Q/7121Q	247,078	3.87%	71	0.03%	496	0.20%	3	<0.01%	96	0.04%	1478	0.60%	2144	0.87%
7122Q	467,902	2.17%	68	0.01%	462	0.10%	3	<0.01%	148	0.03%	2163	0.46%	2844	0.61%
7120/7121	148,535	3.59%	119	0.08%	330	0.22%	1	<0.01%	25	0.02%	869	0.59%	1344	0.90%
7122	86,002	2.95%	120	0.14%	201	0.23%	1	<0.01%	24	0.03%	602	0.70%	948	1.10%

Definitions of malfunction categories can be found on [pages 8-9](#).



## Defibrillation Leads

### Actively Monitored Study Data Summary

#### QUALIFYING COMPLICATIONS

MODELS	NUMBER OF DEVICES ENROLLED	ACTIVE DEVICES ENROLLED	CUMULATIVE MONTHS OF FOLLOW-UP	ABNORMAL DEFIBRILLATION IMPEDANCE		ABNORMAL PACING IMPEDANCE		CARDIAC PERFORATION		CONDUCTOR FRACTURE		EXTRACARDIAC STIMULATION		FAILURE TO CAPTURE		FAILURE TO SENSE		INAPPROPRIATE SHOCK		INSULATION BREACH		LEAD DISLODGEEMENT		OVERSENSING		PERICARDIAL EFFUSION		SKIN EROSION		TOTAL	
				QTY	RATE	QTY	RATE	QTY	RATE	QTY	RATE	QTY	RATE	QTY	RATE	QTY	RATE	QTY	RATE	QTY	RATE	QTY	RATE	QTY	RATE	QTY	RATE	QTY	RATE	QTY	RATE
7170Q/7171Q	115	0	7,749	0	0.00%	1	0.87%	0	0.00%	1	0.87%	0	0.00%	0	0.00%	0	0.00%	0	0.00%	0	0.00%	1	0.87%	0	0.00%	0	0.00%	0	0.00%	3	2.61%
7120Q/7121Q	4,322	0	275,705	5	0.12%	5	0.12%	1	0.02%	18	0.42%	0	0.00%	20	0.46%	5	0.12%	5	0.12%	5	0.12%	39	0.90%	8	0.19%	0	0.00%	0	0.00%	111	2.57%
7122Q	1,561	0	94,522	3	0.19%	0	0.00%	0	0.00%	4	0.26%	0	0.00%	7	0.45%	2	0.13%	0	0.00%	0	0.00%	7	0.45%	2	0.13%	2	0.13%	0	0.00%	27	1.73%
7120/7121	3,560	0	226,815	5	0.14%	11	0.31%	0	0.00%	17	0.48%	0	0.00%	15	0.42%	2	0.06%	2	0.06%	13	0.37%	20	0.56%	15	0.42%	0	0.00%	2	0.06%	102	2.87%
7122	457	0	31,090	1	0.22%	5	1.09%	0	0.00%	6	1.31%	0	0.00%	5	1.09%	1	0.22%	0	0.00%	1	0.22%	5	1.09%	3	0.66%	0	0.00%	0	0.00%	27	5.91%
7070/7071	288	0	19,238	1	0.35%	2	0.69%	1	0.35%	2	0.69%	0	0.00%	1	0.35%	0	0.00%	0	0.00%	0	0.00%	1	0.35%	1	0.35%	0	0.00%	0	0.00%	9	3.13%
7020/7021	1,469	0	88,681	0	0.00%	6	0.41%	1	0.07%	9	0.61%	0	0.00%	16	1.09%	1	0.07%	0	0.00%	2	0.14%	9	0.61%	6	0.41%	0	0.00%	1	0.07%	51	3.47%
7000/7001	180	0	8,340	0	0.00%	0	0.00%	0	0.00%	1	0.56%	0	0.00%	0	0.00%	0	0.00%	0	0.00%	1	0.56%	1	0.56%	0	0.00%	0	0.00%	0	0.00%	3	1.67%
1580/1581	566	0	31,733	1	0.18%	0	0.00%	0	0.00%	3	0.53%	0	0.00%	1	0.18%	0	0.00%	0	0.00%	10	1.77%	2	0.35%	6	1.06%	0	0.00%	1	0.18%	24	4.24%

A list of complications can be found on [page 12](#).

## Defibrillation Leads

### Actively Monitored Study Data Summary

#### MALFUNCTIONS

MODELS	NUMBER OF DEVICES ENROLLED	PERCENT RETURNED FOR ANALYSIS	CONDUCTOR FRACTURE		INSULATION BREACH		CRIMPS, WELDS & BONDS		OTHER		EXTRINSIC FACTORS		TOTAL	
			QTY	RATE	QTY	RATE	QTY	RATE	QTY	RATE	QTY	RATE	QTY	RATE
7170Q/7171Q	115	7.00%	0	0.00%	0	0.00%	0	0.00%	0	0.00%	2	1.74%	2	1.74%
7120Q/7121Q	4,322	7.00%	5	0.12%	12	0.28%	0	0.00%	1	0.02%	51	1.18%	69	1.60%
7122Q	1,561	7.40%	2	0.13%	5	0.32%	0	0.00%	0	0.00%	15	0.96%	22	1.41%
7120/7121	3,560	5.80%	1	0.03%	13	0.37%	0	0.00%	1	0.03%	29	0.81%	44	1.24%
7122	457	7.70%	2	0.44%	3	0.66%	0	0.00%	0	0.00%	8	1.75%	13	2.84%
7070/7071	288	3.80%	0	0.00%	1	0.35%	0	0.00%	0	0.00%	1	0.35%	2	0.69%
7020/7021	1,469	6.80%	3	0.20%	4	0.27%	0	0.00%	0	0.00%	15	1.02%	22	1.50%
7000/7001	180	8.90%	0	0.00%	5	2.78%	1	0.56%	0	0.00%	0	0.00%	6	3.33%
1580/1581	566	9.00%	1	0.18%	24	4.24%	0	0.00%	0	0.00%	7	1.24%	32	5.65%

Definitions of malfunction categories can be found on [pages 8-9](#).

# Dual-Chamber Pacemakers

## Dual-Chamber Pacemakers

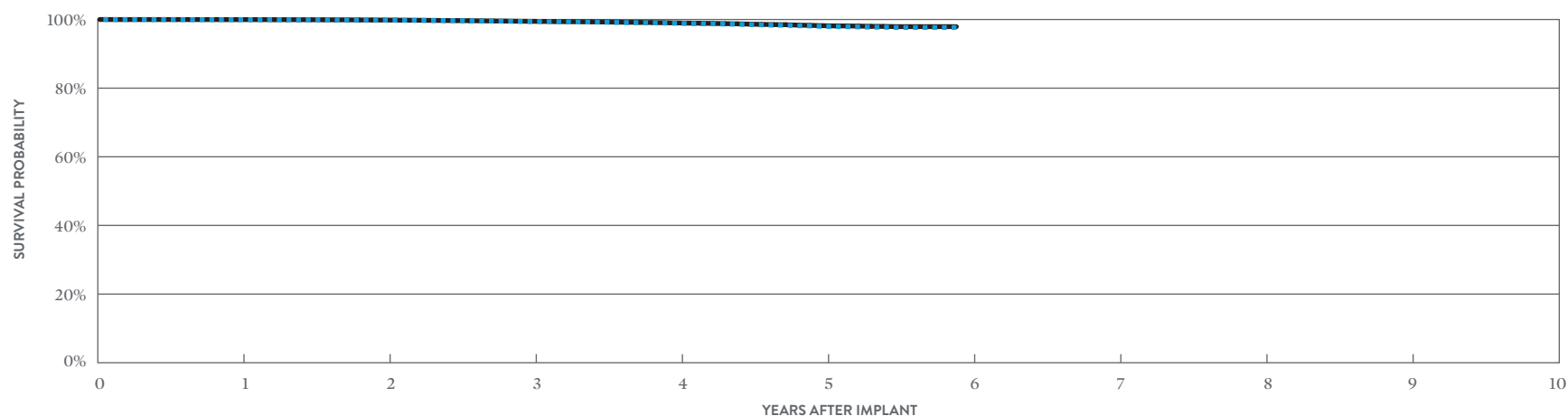
### CUSTOMER REPORTED PERFORMANCE DATA

#### Assurity MRI™

#### MODEL PM2272

US Regulatory Approval	January 2017
Registered US Implants	349,421
Estimated Active US Implants	258,759
Estimated Longevity	9.4 Years
Normal Battery Depletion	74
Number of US Advisories (see pgs. 310, 311, 313)	Three

	MALFUNCTIONS W/ COMPROMISED THERAPY		MALFUNCTIONS W/O COMPROMISED THERAPY	
	QTY	RATE	QTY	RATE
Electrical Component	2	<0.01%	17	<0.01%
Electrical Interconnect	0	0.00%	0	0.00%
Battery	0	0.00%	0	0.00%
Software/Firmware	2	<0.01%	48	0.01%
Mechanical	35	0.01%	583	0.17%
Possible Early Battery Depletion	0	0.00%	1	<0.01%
Other	1	<0.01%	5	<0.01%
<b>Total</b>	<b>40</b>	<b>0.01%</b>	<b>654</b>	<b>0.19%</b>



#### INCLUDING NORMAL BATTERY DEPLETION

YEAR	1	2	3	4	5	AT 71 MONTHS
SURVIVAL PROBABILITY	99.97%	99.83%	99.42%	98.90%	98.00%	97.67%
± 1 STANDARD ERROR	0.00%	0.01%	0.02%	0.03%	0.05%	0.07%
SAMPLE SIZE	300,800	215,780	149,980	94,250	47,070	900

#### EXCLUDING NORMAL BATTERY DEPLETION

YEAR	1	2	3	4	5	AT 71 MONTHS
SURVIVAL PROBABILITY	99.97%	99.84%	99.47%	99.00%	98.20%	97.92%
± 1 STANDARD ERROR	0.00%	0.01%	0.02%	0.03%	0.05%	0.07%

## Dual-Chamber Pacemakers

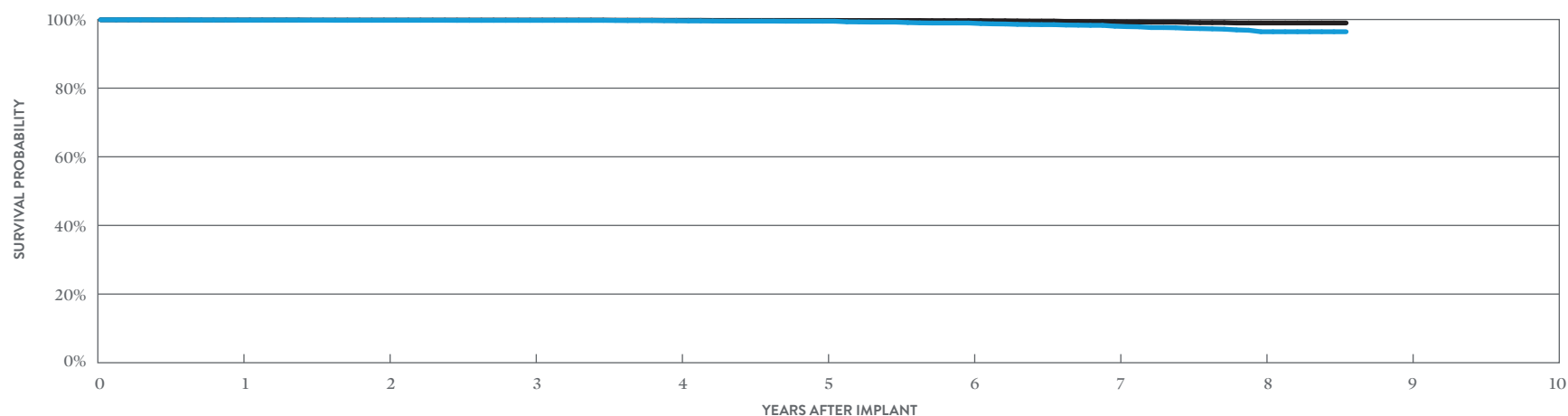
### CUSTOMER REPORTED PERFORMANCE DATA

### Endurity™ DR

#### MODEL PM2160

US Regulatory Approval	March 2014
Registered US Implants	9,393
Estimated Active US Implants	4,818
Estimated Longevity	9.7 Years
Normal Battery Depletion	42
Number of US Advisories (see pg. 310, 311)	Two

	MALFUNCTIONS W/ COMPROMISED THERAPY		MALFUNCTIONS W/O COMPROMISED THERAPY	
	QTY	RATE	QTY	RATE
Electrical Component	0	0.00%	0	0.00%
Electrical Interconnect	0	0.00%	0	0.00%
Battery	0	0.00%	0	0.00%
Software/Firmware	0	0.00%	0	0.00%
Mechanical	0	0.00%	22	0.23%
Possible Early Battery Depletion	0	0.00%	0	0.00%
Other	0	0.00%	2	0.02%
<b>Total</b>	<b>0</b>	<b>0.00%</b>	<b>24</b>	<b>0.26%</b>



#### INCLUDING NORMAL BATTERY DEPLETION

YEAR	1	2	3	4	5	6	7	8	AT 103 MONTHS
SURVIVAL PROBABILITY	99.82%	99.77%	99.75%	99.63%	99.50%	98.98%	98.05%	96.44%	96.44%
± 1 STANDARD ERROR	0.04%	0.05%	0.05%	0.07%	0.08%	0.13%	0.17%	0.28%	0.31%
SAMPLE SIZE	8,910	8,050	7,380	6,770	6,130	5,460	4,520	2,820	200

#### EXCLUDING NORMAL BATTERY DEPLETION

YEAR	1	2	3	4	5	6	7	8	AT 103 MONTHS
SURVIVAL PROBABILITY	99.85%	99.82%	99.82%	99.76%	99.73%	99.66%	99.33%	98.99%	98.99%
± 1 STANDARD ERROR	0.04%	0.04%	0.04%	0.05%	0.06%	0.07%	0.10%	0.15%	0.15%

## Dual-Chamber Pacemakers

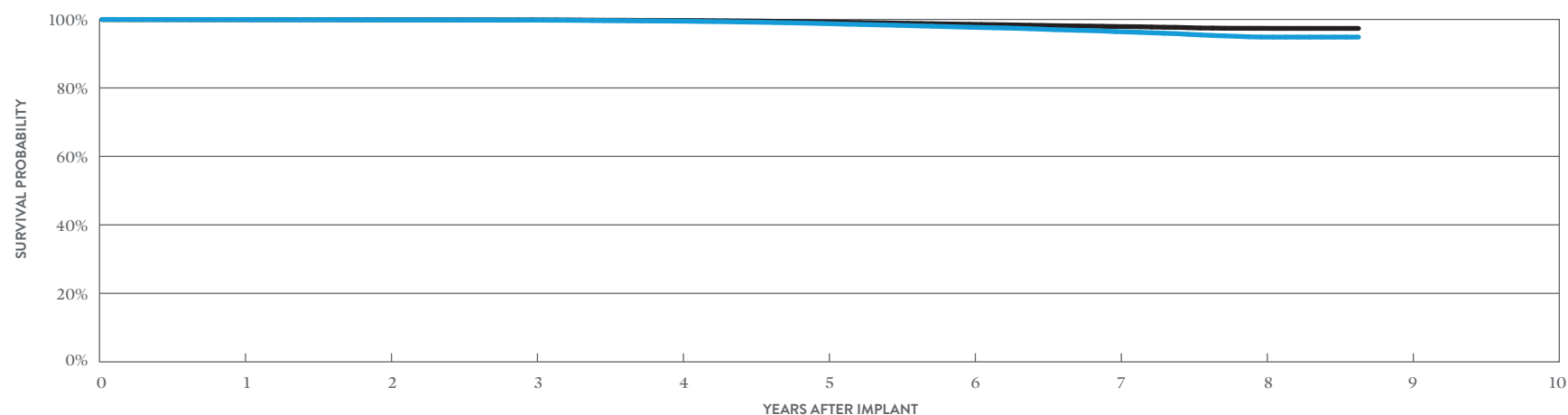
### CUSTOMER REPORTED PERFORMANCE DATA

### Assurity™ DR RF

#### MODEL PM2240

US Regulatory Approval	March 2014
Registered US Implants	185,379
Estimated Active US Implants	99,849
Estimated Longevity	9.4 Years
Normal Battery Depletion	671
Number of US Advisories (see pgs. 310, 311, 313)	Three

	MALFUNCTIONS W/ COMPROMISED THERAPY		MALFUNCTIONS W/O COMPROMISED THERAPY	
	QTY	RATE	QTY	RATE
Electrical Component	5	<0.01%	22	0.01%
Electrical Interconnect	0	0.00%	0	0.00%
Battery	0	0.00%	0	0.00%
Software/Firmware	1	<0.01%	31	0.02%
Mechanical	83	0.04%	738	0.40%
Possible Early Battery Depletion	3	<0.01%	3	<0.01%
Other	0	0.00%	10	<0.01%
<b>Total</b>	<b>92</b>	<b>0.05%</b>	<b>804</b>	<b>0.43%</b>



#### INCLUDING NORMAL BATTERY DEPLETION

YEAR	1	2	3	4	5	6	7	8	AT 104 MONTHS
SURVIVAL PROBABILITY	99.95%	99.90%	99.80%	99.51%	98.81%	97.74%	96.46%	94.87%	94.85%
± 1 STANDARD ERROR	0.01%	0.01%	0.01%	0.02%	0.03%	0.04%	0.06%	0.10%	0.10%
SAMPLE SIZE	175,680	158,700	144,820	131,730	117,320	97,340	65,760	29,080	490

#### EXCLUDING NORMAL BATTERY DEPLETION

YEAR	1	2	3	4	5	6	7	8	AT 104 MONTHS
SURVIVAL PROBABILITY	99.96%	99.92%	99.86%	99.70%	99.26%	98.58%	97.94%	97.41%	97.39%
± 1 STANDARD ERROR	0.00%	0.01%	0.01%	0.01%	0.02%	0.03%	0.05%	0.06%	0.06%

## Dual-Chamber Pacemakers

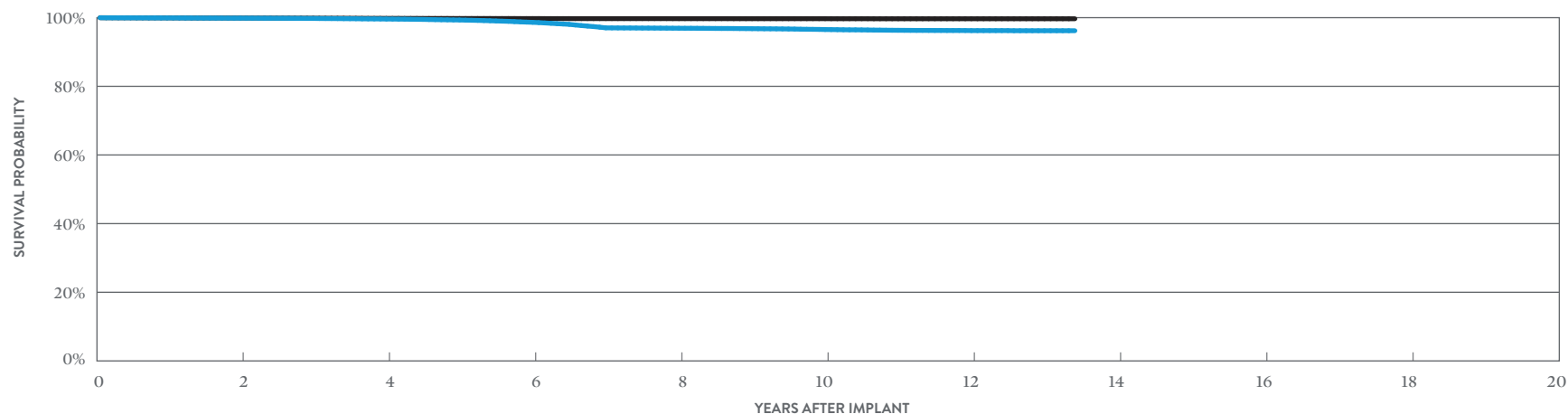
### CUSTOMER REPORTED PERFORMANCE DATA

#### Accent™ DR RF

#### MODEL PM2210

US Regulatory Approval	July 2009
Registered US Implants	243,125
Estimated Active US Implants	70,827
Estimated Longevity	8 Years
Normal Battery Depletion	1,681
Number of US Advisories (see pgs. 310, 313, 315)	Three

	MALFUNCTIONS W/ COMPROMISED THERAPY		MALFUNCTIONS W/O COMPROMISED THERAPY	
	QTY	RATE	QTY	RATE
Electrical Component	17	<0.01%	52	0.02%
Electrical Interconnect	8	<0.01%	33	0.01%
Battery	0	0.00%	0	0.00%
Software/Firmware	0	0.00%	5	<0.01%
Mechanical	1	<0.01%	22	<0.01%
Possible Early Battery Depletion	7	<0.01%	24	<0.01%
Other	5	<0.01%	47	0.02%
<b>Total</b>	<b>38</b>	<b>0.02%</b>	<b>183</b>	<b>0.08%</b>



#### INCLUDING NORMAL BATTERY DEPLETION

YEAR	2	4	6	8	10	12	AT 161 MONTHS
SURVIVAL PROBABILITY	99.86%	99.60%	98.64%	96.92%	96.54%	96.23%	96.20%
± 1 STANDARD ERROR	0.01%	0.01%	0.03%	0.05%	0.05%	0.06%	0.06%
SAMPLE SIZE	203,400	167,110	139,410	115,320	65,240	19,970	330

#### EXCLUDING NORMAL BATTERY DEPLETION

YEAR	2	4	6	8	10	12	AT 161 MONTHS
SURVIVAL PROBABILITY	99.90%	99.79%	99.74%	99.71%	99.70%	99.68%	99.68%
± 1 STANDARD ERROR	0.01%	0.01%	0.01%	0.01%	0.01%	0.02%	0.02%

# Dual-Chamber Pacemakers

## ACTIVELY MONITORED STUDY DATA

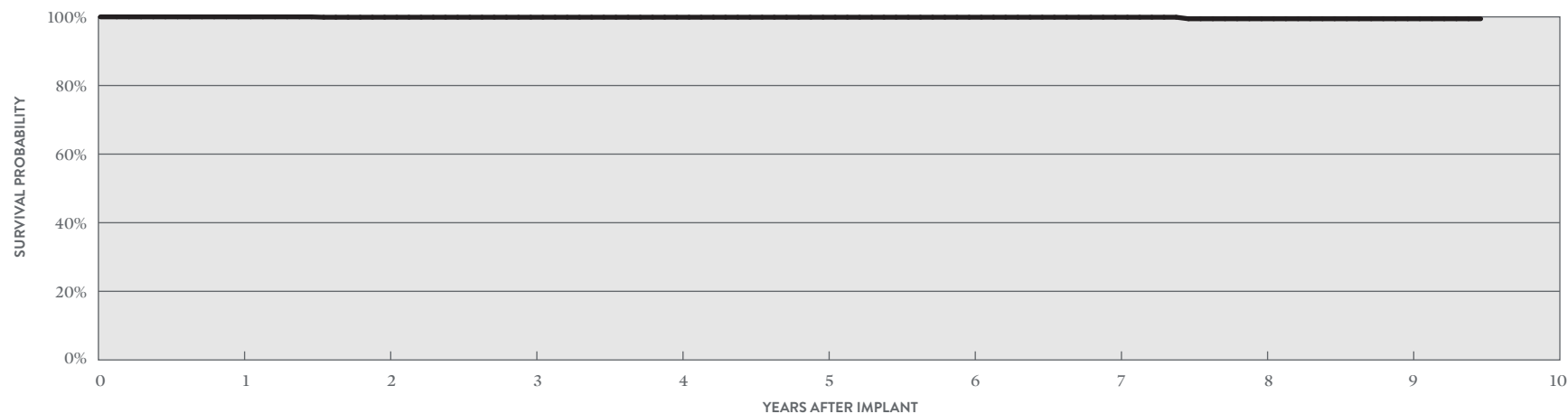
### Accent™ DR RF

#### MODEL PM2210

US Regulatory Approval	July 2009
Number of Devices Enrolled in Study	1,773
Active Devices Enrolled in Study	0
Cumulative Months of Follow-up	59,831
Estimated Longevity	8 Years

QUALIFYING COMPLICATIONS	QTY	RATE
Premature Battery Depletion	1	0.06%
Skin Erosion	1	0.06%

	MALFUNCTIONS W/ COMPROMISED THERAPY		MALFUNCTIONS W/O COMPROMISED THERAPY	
	QTY	RATE	QTY	RATE
Electrical Component	0	0.00%	1	0.06%
Electrical Interconnect	0	0.00%	1	0.06%
Battery	0	0.00%	0	0.00%
Software/Firmware	0	0.00%	0	0.00%
Mechanical	0	0.00%	0	0.00%
Possible Early Battery Depletion	0	0.00%	0	0.00%
Other	0	0.00%	0	0.00%
<b>Total</b>	<b>0</b>	<b>0.00%</b>	<b>2</b>	<b>0.11%</b>



#### ACTIVELY MONITORED STUDY DATA

YEAR	1	2	3	4	5	6	7	8	9	AT 114 MONTHS
SURVIVAL PROBABILITY	100.00%	99.90%	99.90%	99.90%	99.90%	99.90%	99.90%	99.45%	99.45%	99.45%
± 1 STANDARD ERROR	0.00%	0.10%	0.10%	0.10%	0.10%	0.10%	0.10%	0.46%	0.46%	0.46%
SAMPLE SIZE	1,540	1,060	650	450	380	320	260	220	160	60



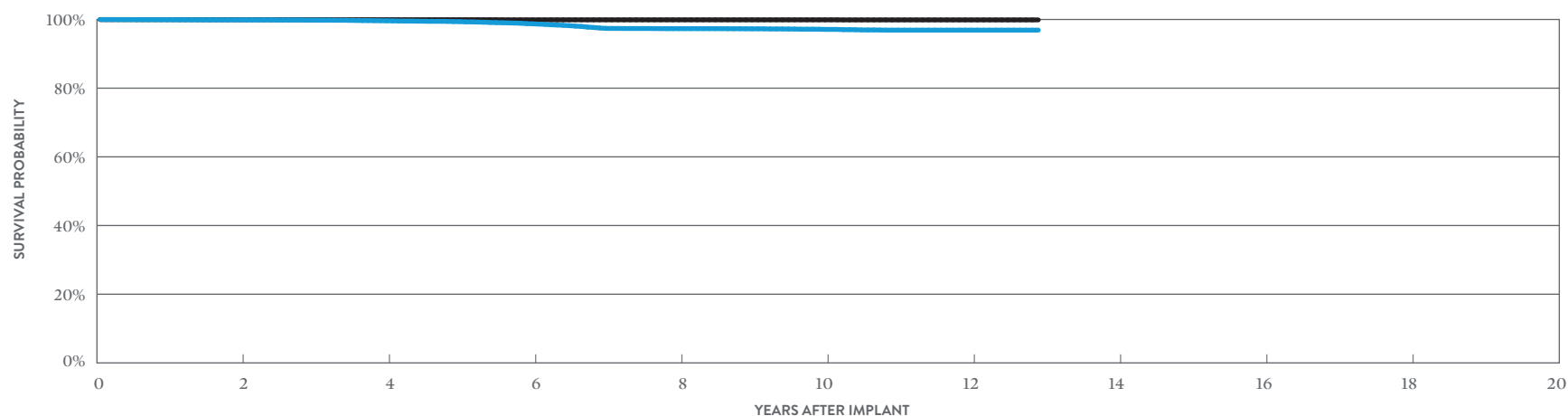
## Dual-Chamber Pacemakers

### CUSTOMER REPORTED PERFORMANCE DATA

#### Accent™ DR MODEL PM2110

US Regulatory Approval	July 2009
Registered US Implants	48,913
Estimated Active US Implants	15,587
Estimated Longevity	9.2 Years
Normal Battery Depletion	311
Number of US Advisories (see pg. 315)	One

	MALFUNCTIONS W/ COMPROMISED THERAPY		MALFUNCTIONS W/O COMPROMISED THERAPY	
	QTY	RATE	QTY	RATE
Electrical Component	2	<0.01%	3	<0.01%
Electrical Interconnect	2	<0.01%	0	0.00%
Battery	0	0.00%	0	0.00%
Software/Firmware	0	0.00%	4	<0.01%
Mechanical	0	0.00%	5	0.01%
Possible Early Battery Depletion	0	0.00%	2	<0.01%
Other	0	0.00%	0	0.00%
<b>Total</b>	<b>4</b>	<b>&lt;0.01%</b>	<b>14</b>	<b>0.03%</b>



#### INCLUDING NORMAL BATTERY DEPLETION

YEAR	2	4	6	8	10	12	AT 155 MONTHS
SURVIVAL PROBABILITY	99.89%	99.61%	98.73%	97.33%	97.11%	96.90%	96.90%
± 1 STANDARD ERROR	0.02%	0.03%	0.06%	0.10%	0.10%	0.12%	0.12%
SAMPLE SIZE	40,820	33,440	27,940	23,330	13,970	3,870	230

#### EXCLUDING NORMAL BATTERY DEPLETION

YEAR	2	4	6	8	10	12	AT 155 MONTHS
SURVIVAL PROBABILITY	99.95%	99.93%	99.90%	99.90%	99.90%	99.88%	99.88%
± 1 STANDARD ERROR	0.01%	0.01%	0.02%	0.02%	0.02%	0.02%	0.02%

# Dual-Chamber Pacemakers

## ACTIVELY MONITORED STUDY DATA

### Accent™ DR

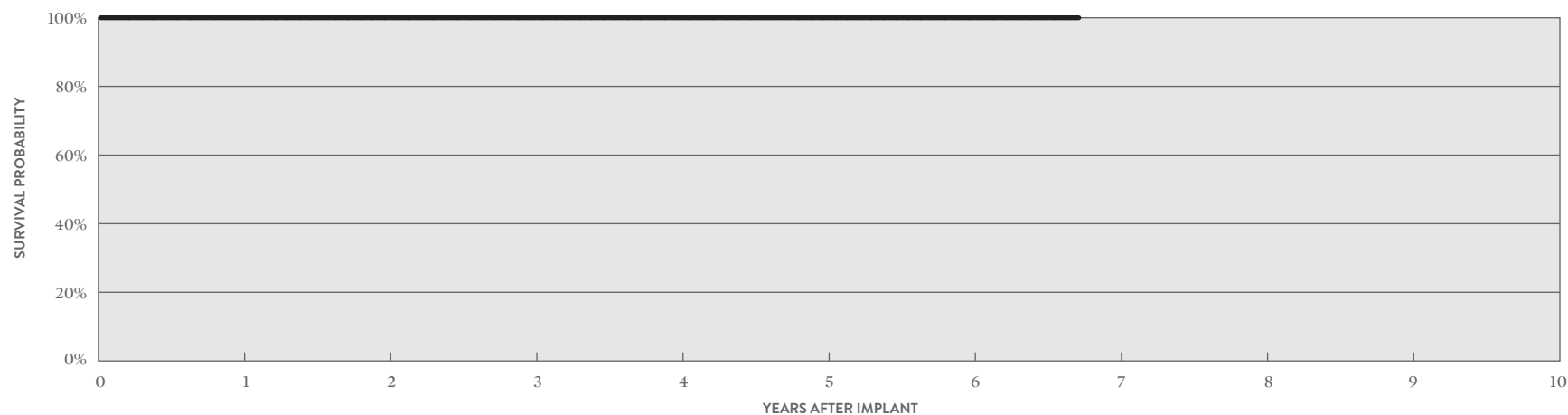
### MODEL PM2110

US Regulatory Approval	June 2013
Number of Devices Enrolled in Study	228
Active Devices Enrolled in Study	0
Cumulative Months of Follow-up	10,196
Estimated Longevity	9.2 Years

#### QUALIFYING COMPLICATIONS

None Reported

	MALFUNCTIONS W/ COMPROMISED THERAPY		MALFUNCTIONS W/O COMPROMISED THERAPY	
	QTY	RATE	QTY	RATE
Electrical Component	0	0.00%	0	0.00%
Electrical Interconnect	0	0.00%	0	0.00%
Battery	0	0.00%	0	0.00%
Software/Firmware	0	0.00%	0	0.00%
Mechanical	0	0.00%	0	0.00%
Possible Early Battery Depletion	0	0.00%	0	0.00%
Other	0	0.00%	0	0.00%
<b>Total</b>	<b>0</b>	<b>0.00%</b>	<b>0</b>	<b>0.00%</b>



#### ACTIVELY MONITORED STUDY DATA

YEAR	1	2	3	4	5	6	AT 81 MONTHS
SURVIVAL PROBABILITY	100.00%	100.00%	100.00%	100.00%	100.00%	100.00%	100.00%
± 1 STANDARD ERROR	0.00%	0.00%	0.00%	0.00%	0.00%	0.00%	0.00%
SAMPLE SIZE	210	160	100	90	80	70	50

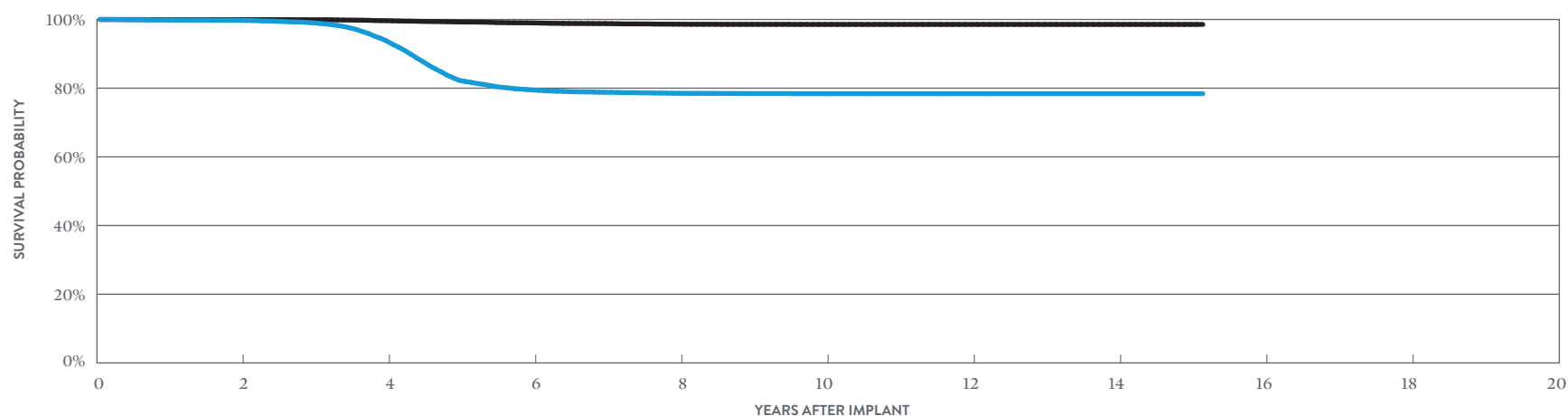
# Dual-Chamber Pacemakers

## CUSTOMER REPORTED PERFORMANCE DATA

### Zephyr™ DR MODEL 5820

US Regulatory Approval	March 2007
Registered US Implants	54,441
Estimated Active US Implants	10,811
Estimated Longevity	6.5 Years
Normal Battery Depletion	2,438
Number of US Advisories	None

	MALFUNCTIONS W/ COMPROMISED THERAPY		MALFUNCTIONS W/O COMPROMISED THERAPY	
	QTY	RATE	QTY	RATE
Electrical Component	2	<0.01%	36	0.07%
Electrical Interconnect	0	0.00%	0	0.00%
Battery	0	0.00%	0	0.00%
Software/Firmware	0	0.00%	9	0.02%
Mechanical	0	0.00%	2	<0.01%
Possible Early Battery Depletion	0	0.00%	1	<0.01%
Other	0	0.00%	93	0.17%
<b>Total</b>	<b>2</b>	<b>&lt;0.01%</b>	<b>141</b>	<b>0.26%</b>



#### INCLUDING NORMAL BATTERY DEPLETION

YEAR	2	4	6	8	10	12	14	AT 182 MONTHS
SURVIVAL PROBABILITY	99.75%	93.78%	79.47%	78.51%	78.39%	78.39%	78.39%	78.39%
± 1 STANDARD ERROR	0.02%	0.12%	0.23%	0.24%	0.24%	0.24%	0.24%	0.24%
SAMPLE SIZE	42,490	31,690	20,970	13,500	9,200	5,320	2,140	240

#### EXCLUDING NORMAL BATTERY DEPLETION

YEAR	2	4	6	8	10	12	14	AT 182 MONTHS
SURVIVAL PROBABILITY	99.96%	99.65%	99.00%	98.63%	98.56%	98.56%	98.56%	98.56%
± 1 STANDARD ERROR	0.01%	0.03%	0.06%	0.08%	0.08%	0.08%	0.08%	0.08%

# Dual-Chamber Pacemakers

## ACTIVELY MONITORED STUDY DATA

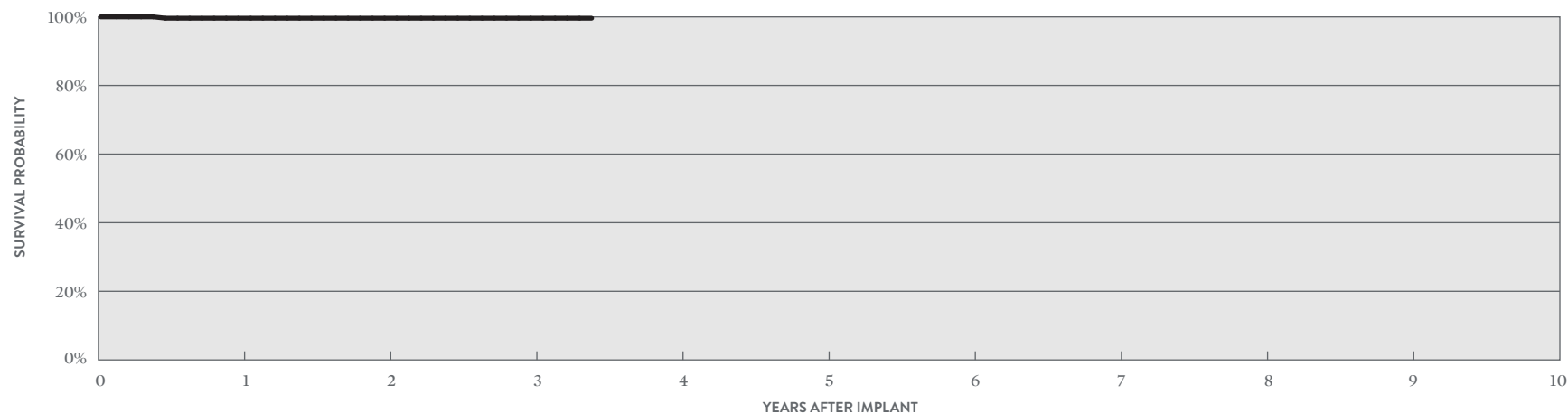
### Zephyr™ DR

#### MODEL 5820

US Regulatory Approval	March 2007
Number of Devices Enrolled in Study	284
Active Devices Enrolled in Study	0
Cumulative Months of Follow-up	7,986
Estimated Longevity	6.5 Years

QUALIFYING COMPLICATIONS	QTY	RATE
Skin Erosion	1	0.35%

	MALFUNCTIONS W/ COMPROMISED THERAPY		MALFUNCTIONS W/O COMPROMISED THERAPY	
	QTY	RATE	QTY	RATE
Electrical Component	0	0.00%	0	0.00%
Electrical Interconnect	0	0.00%	0	0.00%
Battery	0	0.00%	0	0.00%
Software/Firmware	0	0.00%	0	0.00%
Mechanical	0	0.00%	0	0.00%
Possible Early Battery Depletion	0	0.00%	0	0.00%
Other	0	0.00%	0	0.00%
<b>Total</b>	<b>0</b>	<b>0.00%</b>	<b>0</b>	<b>0.00%</b>



#### ACTIVELY MONITORED STUDY DATA

YEAR	1	2	3	AT 41 MONTHS
SURVIVAL PROBABILITY	99.62%	99.62%	99.62%	99.62%
± 1 STANDARD ERROR	0.38%	0.38%	0.38%	0.38%
SAMPLE SIZE	260	200	120	50

# Dual-Chamber Pacemakers

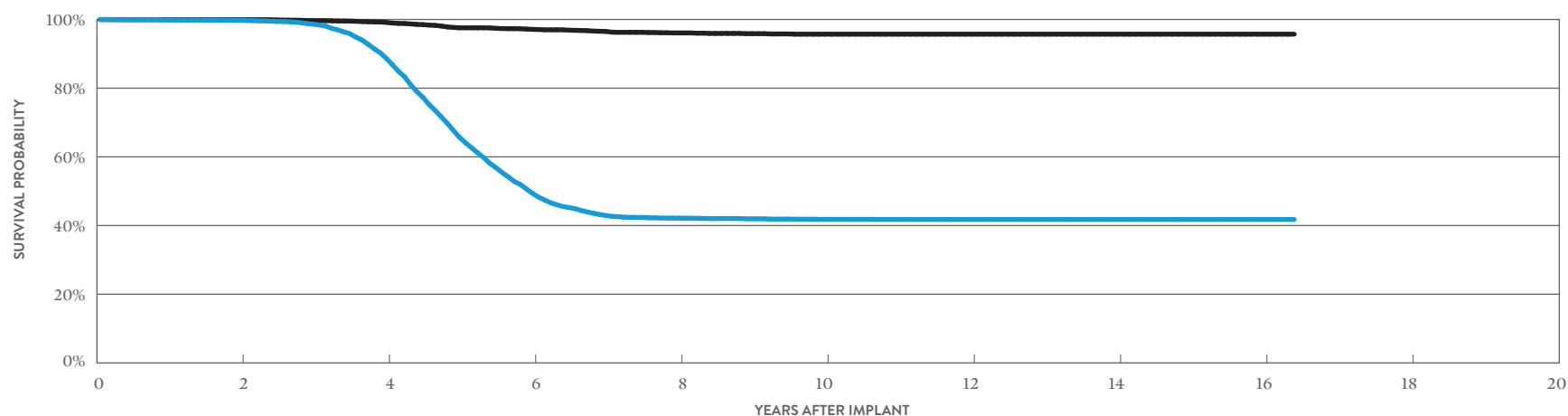
## CUSTOMER REPORTED PERFORMANCE DATA

### Victory™ DR

#### MODEL 5810

US Regulatory Approval	December 2005
Registered US Implants	26,314
Estimated Active US Implants	2,084
Estimated Longevity	6.5 Years
Normal Battery Depletion	2,779
Number of US Advisories	None

	MALFUNCTIONS W/ COMPROMISED THERAPY		MALFUNCTIONS W/O COMPROMISED THERAPY	
	QTY	RATE	QTY	RATE
Electrical Component	1	<0.01%	89	0.34%
Electrical Interconnect	0	0.00%	0	0.00%
Battery	0	0.00%	0	0.00%
Software/Firmware	0	0.00%	8	0.03%
Mechanical	0	0.00%	2	<0.01%
Possible Early Battery Depletion	0	0.00%	17	0.06%
Other	0	0.00%	37	0.14%
<b>Total</b>	<b>1</b>	<b>&lt;0.01%</b>	<b>153</b>	<b>0.58%</b>



#### INCLUDING NORMAL BATTERY DEPLETION

YEAR	2	4	6	8	10	12	14	16	AT 197 MONTHS
SURVIVAL PROBABILITY	99.74%	88.65%	49.35%	42.16%	41.81%	41.78%	41.78%	41.78%	41.78%
± 1 STANDARD ERROR	0.03%	0.24%	0.45%	0.46%	0.46%	0.46%	0.46%	0.46%	0.46%
SAMPLE SIZE	20,360	13,930	6,850	3,350	2,560	2,330	1,890	840	250

#### EXCLUDING NORMAL BATTERY DEPLETION

YEAR	2	4	6	8	10	12	14	16	AT 197 MONTHS
SURVIVAL PROBABILITY	99.93%	99.14%	97.12%	96.08%	95.72%	95.72%	95.72%	95.72%	95.72%
± 1 STANDARD ERROR	0.02%	0.07%	0.16%	0.23%	0.26%	0.26%	0.26%	0.26%	0.26%

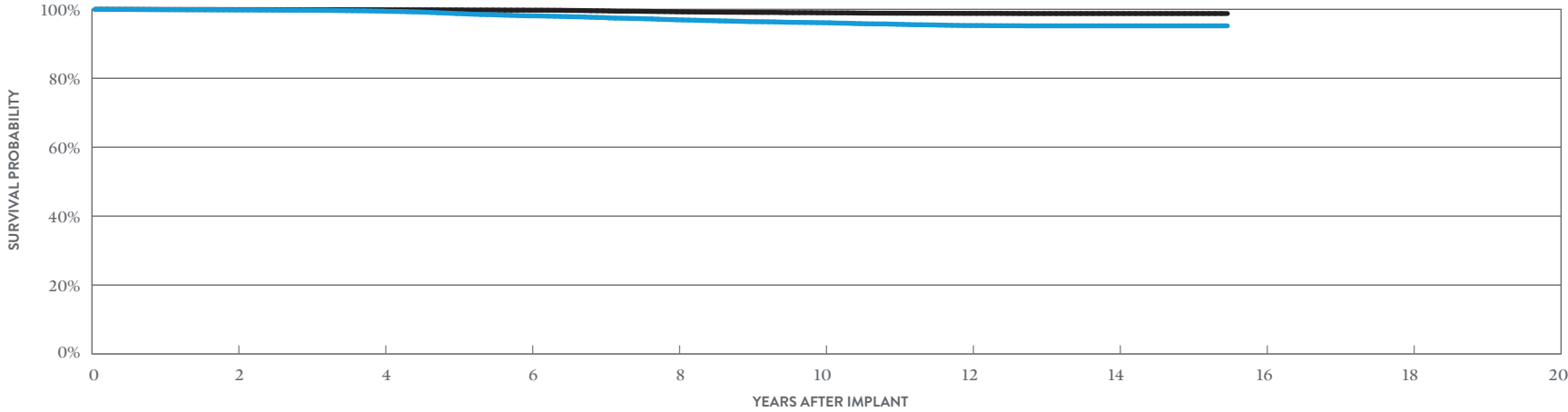
# Dual-Chamber Pacemakers

## CUSTOMER REPORTED PERFORMANCE DATA

### Zephyr™ XL DR MODEL 5826

US Regulatory Approval	March 2007
Registered US Implants	112,320
Estimated Active US Implants	19,811
Estimated Longevity	11.7 Years
Normal Battery Depletion	681
Number of US Advisories	None

	MALFUNCTIONS W/ COMPROMISED THERAPY		MALFUNCTIONS W/O COMPROMISED THERAPY	
	QTY	RATE	QTY	RATE
Electrical Component	1	<0.01%	25	0.02%
Electrical Interconnect	4	<0.01%	0	0.00%
Battery	0	0.00%	0	0.00%
Software/Firmware	0	0.00%	16	0.01%
Mechanical	1	<0.01%	9	<0.01%
Possible Early Battery Depletion	0	0.00%	3	<0.01%
Other	2	<0.01%	158	0.14%
<b>Total</b>	<b>8</b>	<b>&lt;0.01%</b>	<b>211</b>	<b>0.19%</b>



#### INCLUDING NORMAL BATTERY DEPLETION

YEAR	2	4	6	8	10	12	14	AT 186 MONTHS
SURVIVAL PROBABILITY	99.84%	99.48%	98.11%	96.96%	96.11%	95.29%	95.21%	95.21%
± 1 STANDARD ERROR	0.01%	0.02%	0.05%	0.07%	0.09%	0.11%	0.11%	0.11%
SAMPLE SIZE	91,360	71,610	56,280	40,250	27,470	19,580	10,300	240

#### EXCLUDING NORMAL BATTERY DEPLETION

YEAR	2	4	6	8	10	12	14	AT 186 MONTHS
SURVIVAL PROBABILITY	99.93%	99.89%	99.75%	99.29%	99.00%	98.82%	98.78%	98.78%
± 1 STANDARD ERROR	0.01%	0.01%	0.02%	0.04%	0.05%	0.06%	0.06%	0.06%

# Dual-Chamber Pacemakers

## ACTIVELY MONITORED STUDY DATA

### Zephyr™ XL DR

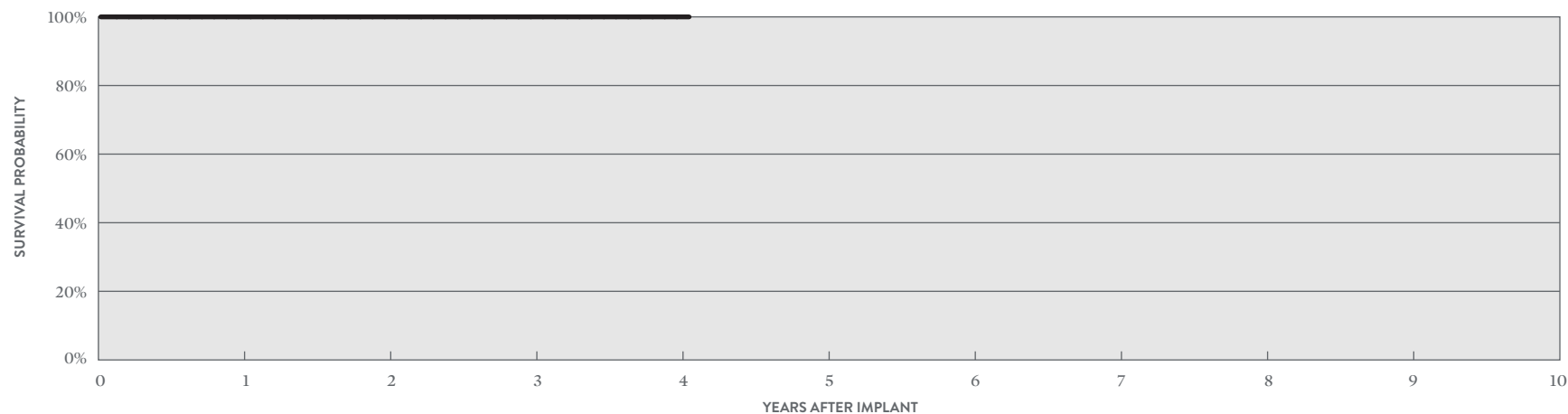
#### MODEL 5826

US Regulatory Approval	March 2007
Number of Devices Enrolled in Study	1,516
Active Devices Enrolled in Study	0
Cumulative Months of Follow-up	48,121
Estimated Longevity	11.7 Years

#### QUALIFYING COMPLICATIONS

None Reported

	MALFUNCTIONS W/ COMPROMISED THERAPY		MALFUNCTIONS W/O COMPROMISED THERAPY	
	QTY	RATE	QTY	RATE
Electrical Component	0	0.00%	1	0.07%
Electrical Interconnect	0	0.00%	0	0.00%
Battery	0	0.00%	0	0.00%
Software/Firmware	0	0.00%	0	0.00%
Mechanical	0	0.00%	0	0.00%
Possible Early Battery Depletion	0	0.00%	0	0.00%
Other	0	0.00%	0	0.00%
<b>Total</b>	<b>0</b>	<b>0.00%</b>	<b>1</b>	<b>0.07%</b>



#### ACTIVELY MONITORED STUDY DATA

YEAR	1	2	3	4	AT 49 MONTHS
SURVIVAL PROBABILITY	100.00%	100.00%	100.00%	100.00%	100.00%
± 1 STANDARD ERROR	0.00%	0.00%	0.00%	0.00%	0.00%
SAMPLE SIZE	1,440	1,270	900	350	70

# Dual-Chamber Pacemakers

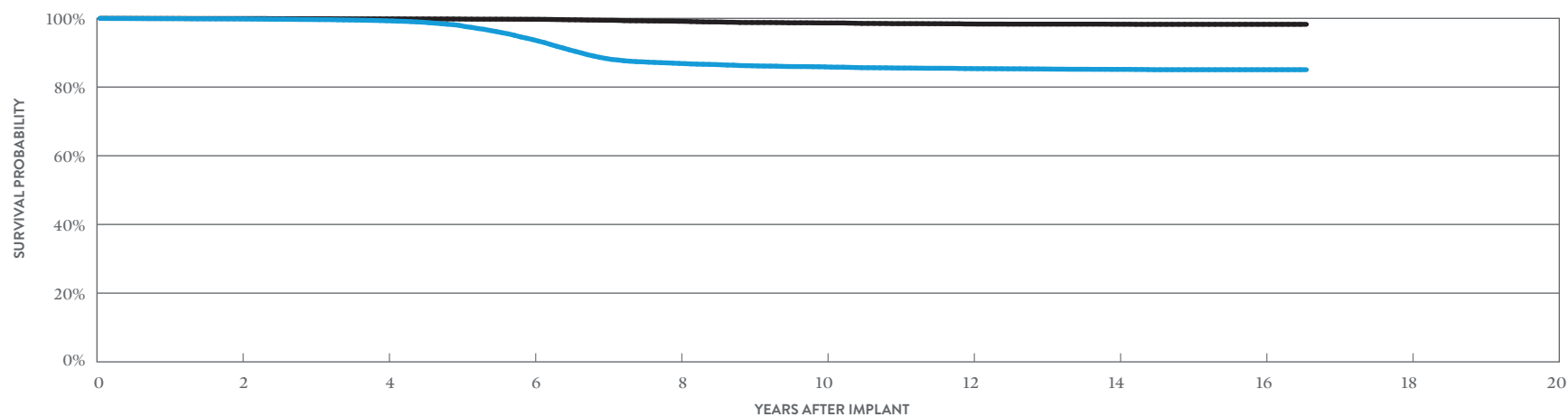
## CUSTOMER REPORTED PERFORMANCE DATA

### Victory™ XL DR

#### MODEL 5816

US Regulatory Approval	December 2005
Registered US Implants	62,727
Estimated Active US Implants	7,517
Estimated Longevity	11.7 Years
Normal Battery Depletion	1,518
Number of US Advisories	None

	MALFUNCTIONS W/ COMPROMISED THERAPY		MALFUNCTIONS W/O COMPROMISED THERAPY	
	QTY	RATE	QTY	RATE
Electrical Component	2	<0.01%	31	0.05%
Electrical Interconnect	0	0.00%	0	0.00%
Battery	0	0.00%	0	0.00%
Software/Firmware	0	0.00%	8	0.01%
Mechanical	0	0.00%	9	0.01%
Possible Early Battery Depletion	0	0.00%	5	<0.01%
Other	1	<0.01%	92	0.15%
<b>Total</b>	<b>3</b>	<b>&lt;0.01%</b>	<b>145</b>	<b>0.23%</b>



#### INCLUDING NORMAL BATTERY DEPLETION

YEAR	2	4	6	8	10	12	14	16	AT 199 MONTHS
SURVIVAL PROBABILITY	99.83%	99.30%	93.83%	86.88%	85.87%	85.37%	85.14%	85.05%	85.05%
± 1 STANDARD ERROR	0.02%	0.04%	0.13%	0.20%	0.21%	0.22%	0.23%	0.23%	0.23%
SAMPLE SIZE	51,080	39,270	29,880	19,330	12,610	9,780	7,400	2,910	290

#### EXCLUDING NORMAL BATTERY DEPLETION

YEAR	2	4	6	8	10	12	14	16	AT 199 MONTHS
SURVIVAL PROBABILITY	99.95%	99.85%	99.73%	99.14%	98.66%	98.36%	98.29%	98.26%	98.26%
± 1 STANDARD ERROR	0.01%	0.02%	0.03%	0.06%	0.08%	0.10%	0.10%	0.10%	0.10%



# Dual-Chamber Pacemakers

## ACTIVELY MONITORED STUDY DATA

### Victory™ XL DR

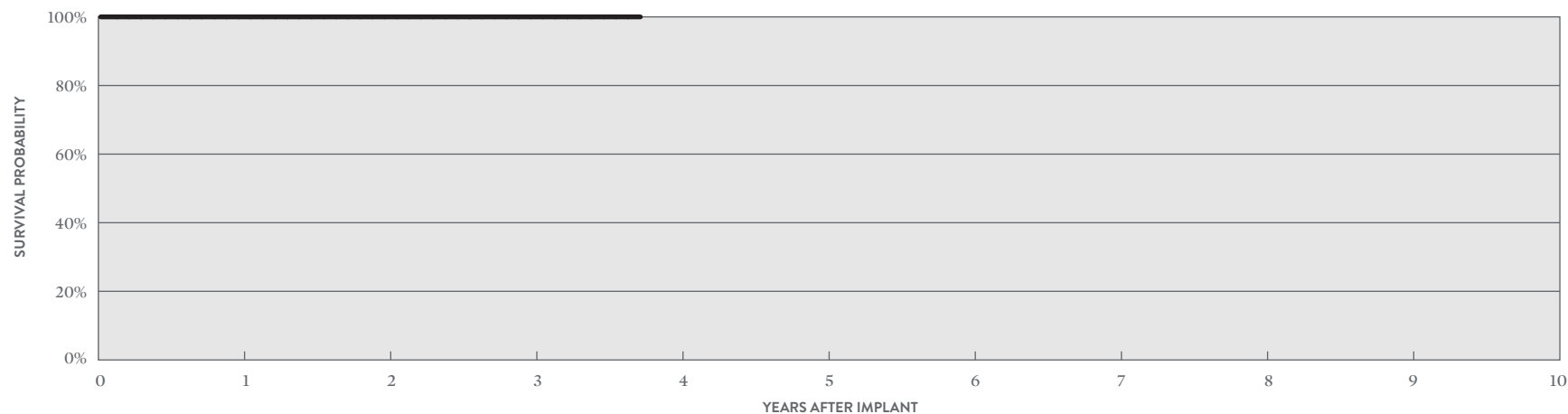
#### MODEL 5816

US Regulatory Approval	December 2005
Number of Devices Enrolled in Study	332
Active Devices Enrolled in Study	0
Cumulative Months of Follow-up	10,615
Estimated Longevity	11.7 Years

#### QUALIFYING COMPLICATIONS

None Reported

	MALFUNCTIONS W/ COMPROMISED THERAPY		MALFUNCTIONS W/O COMPROMISED THERAPY	
	QTY	RATE	QTY	RATE
Electrical Component	0	0.00%	0	0.00%
Electrical Interconnect	0	0.00%	0	0.00%
Battery	0	0.00%	0	0.00%
Software/Firmware	0	0.00%	0	0.00%
Mechanical	0	0.00%	0	0.00%
Possible Early Battery Depletion	0	0.00%	0	0.00%
Other	0	0.00%	0	0.00%
<b>Total</b>	<b>0</b>	<b>0.00%</b>	<b>0</b>	<b>0.00%</b>



#### ACTIVELY MONITORED STUDY DATA

YEAR	1	2	3	AT 45 MONTHS
SURVIVAL PROBABILITY	100.00%	100.00%	100.00%	100.00%
± 1 STANDARD ERROR	0.00%	0.00%	0.00%	0.00%
SAMPLE SIZE	320	280	200	50

## Dual-Chamber Pacemakers

### CUSTOMER REPORTED PERFORMANCE DATA

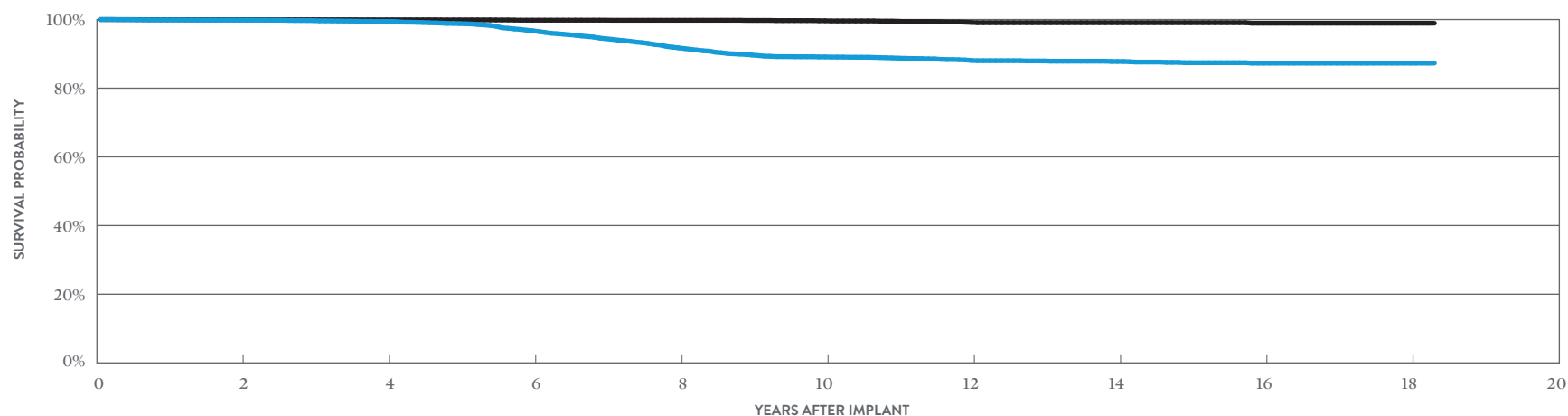
Verity ADx™ XL DR MODEL 5356

Verity ADx™ XL DR M/S MODEL 5357M/S

Verity ADx™ XL DC MODEL 5256

US Regulatory Approval	May 2003
Registered US Implants	17,403
Estimated Active US Implants	2,180
Estimated Longevity	6.9 Years
Normal Battery Depletion	315
Number of US Advisories	None

	MALFUNCTIONS W/ COMPROMISED THERAPY		MALFUNCTIONS W/O COMPROMISED THERAPY	
	QTY	RATE	QTY	RATE
Electrical Component	0	0.00%	11	0.06%
Electrical Interconnect	1	<0.01%	0	0.00%
Battery	0	0.00%	1	<0.01%
Software/Firmware	0	0.00%	0	0.00%
Mechanical	0	0.00%	0	0.00%
Possible Early Battery Depletion	0	0.00%	1	<0.01%
Other	0	0.00%	10	0.06%
<b>Total</b>	<b>1</b>	<b>&lt;0.01%</b>	<b>23</b>	<b>0.13%</b>



#### INCLUDING NORMAL BATTERY DEPLETION

YEAR	2	4	6	8	10	12	14	16	18	AT 220 MONTHS
SURVIVAL PROBABILITY	99.83%	99.46%	96.74%	91.73%	89.10%	88.06%	87.78%	87.29%	87.29%	87.29%
± 1 STANDARD ERROR	0.03%	0.07%	0.19%	0.32%	0.38%	0.41%	0.43%	0.45%	0.45%	0.45%
SAMPLE SIZE	14,010	10,670	7,920	5,810	4,240	3,120	2,310	1,470	490	220

#### EXCLUDING NORMAL BATTERY DEPLETION

YEAR	2	4	6	8	10	12	14	16	18	AT 220 MONTHS
SURVIVAL PROBABILITY	99.95%	99.91%	99.81%	99.78%	99.64%	99.15%	99.08%	98.93%	98.93%	98.93%
± 1 STANDARD ERROR	0.02%	0.03%	0.04%	0.05%	0.08%	0.14%	0.15%	0.19%	0.19%	0.19%

# Dual-Chamber Pacemakers

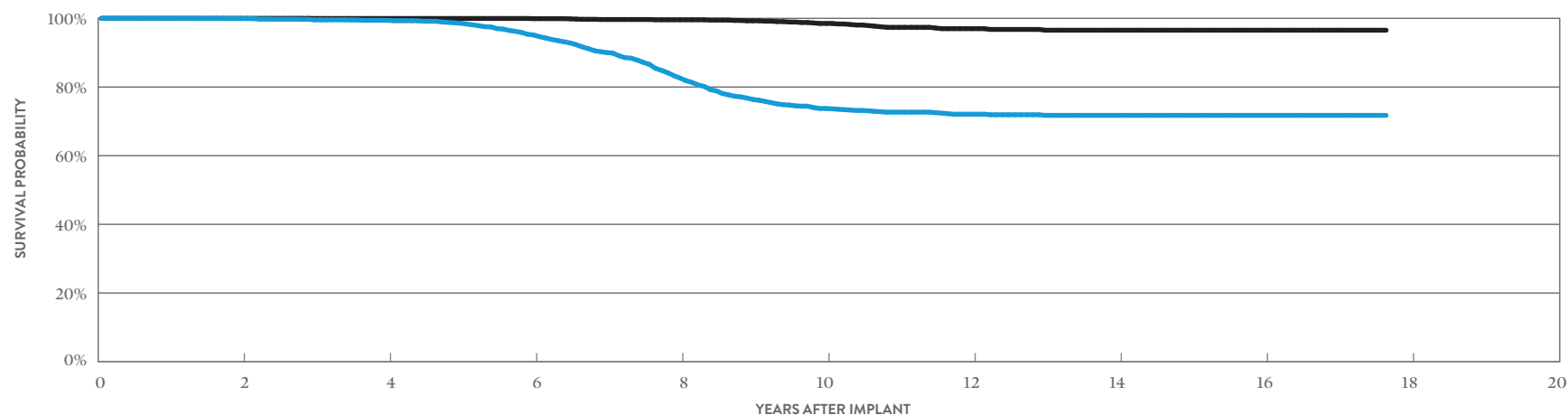
## CUSTOMER REPORTED PERFORMANCE DATA

### Integrity ADx™ DR

#### MODEL 5366

US Regulatory Approval	May 2003
Registered US Implants	8,088
Estimated Active US Implants	693
Estimated Longevity	6.9 Years
Normal Battery Depletion	322
Number of US Advisories	None

	MALFUNCTIONS W/ COMPROMISED THERAPY		MALFUNCTIONS W/O COMPROMISED THERAPY	
	QTY	RATE	QTY	RATE
Electrical Component	0	0.00%	9	0.11%
Electrical Interconnect	0	0.00%	0	0.00%
Battery	0	0.00%	0	0.00%
Software/Firmware	0	0.00%	2	0.02%
Mechanical	0	0.00%	1	0.01%
Possible Early Battery Depletion	0	0.00%	1	0.01%
Other	0	0.00%	14	0.17%
<b>Total</b>	<b>0</b>	<b>0.00%</b>	<b>27</b>	<b>0.33%</b>



#### INCLUDING NORMAL BATTERY DEPLETION

YEAR	2	4	6	8	10	12	14	16	AT 212 MONTHS
SURVIVAL PROBABILITY	99.94%	99.42%	95.15%	82.63%	73.74%	72.08%	71.75%	71.75%	71.75%
± 1 STANDARD ERROR	0.03%	0.10%	0.33%	0.64%	0.81%	0.86%	0.87%	0.87%	0.87%
SAMPLE SIZE	6,630	5,100	3,830	2,690	1,580	1,000	810	610	200

#### EXCLUDING NORMAL BATTERY DEPLETION

YEAR	2	4	6	8	10	12	14	16	AT 212 MONTHS
SURVIVAL PROBABILITY	100.00%	99.96%	99.91%	99.58%	98.51%	96.99%	96.54%	96.54%	96.54%
± 1 STANDARD ERROR	0.00%	0.03%	0.03%	0.11%	0.28%	0.45%	0.50%	0.50%	0.50%

# Dual-Chamber Pacemakers

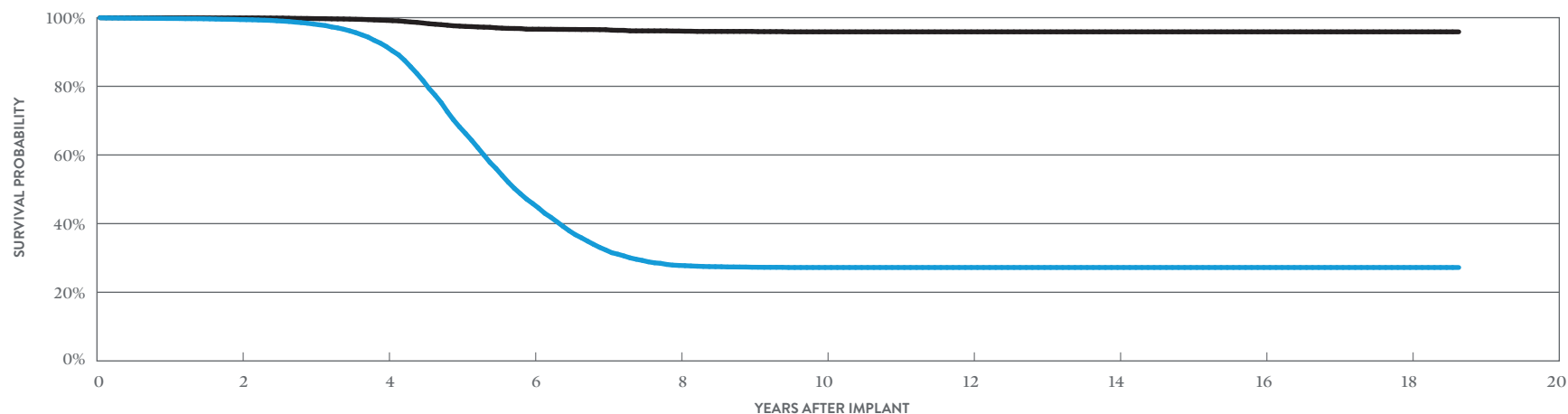
## CUSTOMER REPORTED PERFORMANCE DATA

### Identity ADx™ DR

#### MODEL 5380

US Regulatory Approval	March 2003
Registered US Implants	54,050
Estimated Active US Implants	2,301
Estimated Longevity	3.8 Years
Normal Battery Depletion	6,222
Number of US Advisories	One

	MALFUNCTIONS W/ COMPROMISED THERAPY		MALFUNCTIONS W/O COMPROMISED THERAPY	
	QTY	RATE	QTY	RATE
Electrical Component	4	<0.01%	262	0.48%
Electrical Interconnect	1	<0.01%	0	0.00%
Battery	0	0.00%	0	0.00%
Software/Firmware	0	0.00%	2	<0.01%
Mechanical	0	0.00%	6	0.01%
Possible Early Battery Depletion	0	0.00%	11	0.02%
Other	0	0.00%	17	0.03%
<b>Total</b>	<b>5</b>	<b>&lt;0.01%</b>	<b>298</b>	<b>0.55%</b>



#### INCLUDING NORMAL BATTERY DEPLETION

YEAR	2	4	6	8	10	12	14	16	18	AT 224 MONTHS
SURVIVAL PROBABILITY	99.44%	91.56%	45.87%	27.82%	27.22%	27.22%	27.22%	27.22%	27.22%	27.22%
± 1 STANDARD ERROR	0.03%	0.15%	0.33%	0.33%	0.33%	0.33%	0.33%	0.33%	0.33%	0.33%
SAMPLE SIZE	42,310	29,260	12,220	4,520	3,060	2,640	2,290	1,780	740	230

#### EXCLUDING NORMAL BATTERY DEPLETION

YEAR	2	4	6	8	10	12	14	16	18	AT 224 MONTHS
SURVIVAL PROBABILITY	99.93%	99.21%	96.64%	96.10%	95.87%	95.87%	95.87%	95.87%	95.87%	95.87%
± 1 STANDARD ERROR	0.01%	0.05%	0.13%	0.17%	0.18%	0.18%	0.18%	0.18%	0.18%	0.18%

## Dual-Chamber Pacemakers

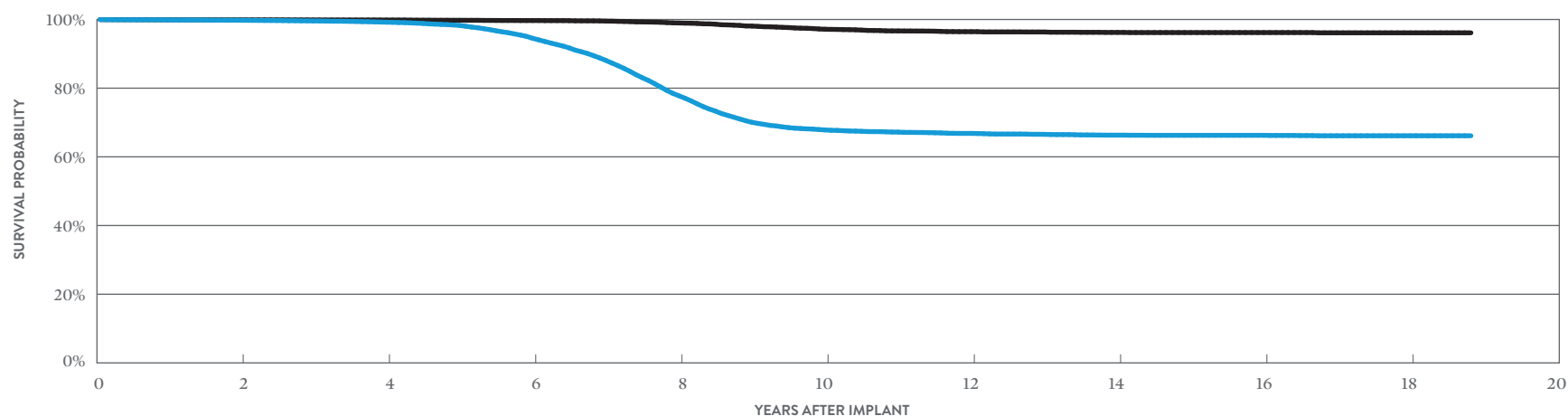
### CUSTOMER REPORTED PERFORMANCE DATA

#### Identity ADx™ XL DR MODEL 5386

#### Identity ADx™ XL DC MODEL 5286

US Regulatory Approval	March 2003
Registered US Implants	67,424
Estimated Active US Implants	6,114
Estimated Longevity	6.9 Years
Normal Battery Depletion	3,335
Number of US Advisories	One

	MALFUNCTIONS W/ COMPROMISED THERAPY		MALFUNCTIONS W/O COMPROMISED THERAPY	
	QTY	RATE	QTY	RATE
Electrical Component	2	<0.01%	136	0.20%
Electrical Interconnect	0	0.00%	2	<0.01%
Battery	0	0.00%	0	0.00%
Software/Firmware	0	0.00%	7	0.01%
Mechanical	0	0.00%	10	0.01%
Possible Early Battery Depletion	0	0.00%	6	<0.01%
Other	0	0.00%	113	0.17%
<b>Total</b>	<b>2</b>	<b>&lt;0.01%</b>	<b>274</b>	<b>0.41%</b>



#### INCLUDING NORMAL BATTERY DEPLETION

YEAR	2	4	6	8	10	12	14	16	18	AT 226 MONTHS
SURVIVAL PROBABILITY	99.77%	99.20%	94.52%	77.79%	67.83%	66.83%	66.32%	66.27%	66.14%	66.14%
± 1 STANDARD ERROR	0.02%	0.04%	0.12%	0.24%	0.29%	0.30%	0.31%	0.31%	0.31%	0.31%
SAMPLE SIZE	55,460	42,860	31,980	22,130	12,770	8,570	6,390	4,180	1,410	220

#### EXCLUDING NORMAL BATTERY DEPLETION

YEAR	2	4	6	8	10	12	14	16	18	AT 226 MONTHS
SURVIVAL PROBABILITY	99.90%	99.85%	99.69%	98.98%	97.16%	96.45%	96.23%	96.19%	96.12%	96.12%
± 1 STANDARD ERROR	0.01%	0.02%	0.03%	0.06%	0.12%	0.15%	0.16%	0.16%	0.17%	0.17%

# Dual-Chamber Pacemakers

## ACTIVELY MONITORED STUDY DATA

### Identity ADx™ XL DR

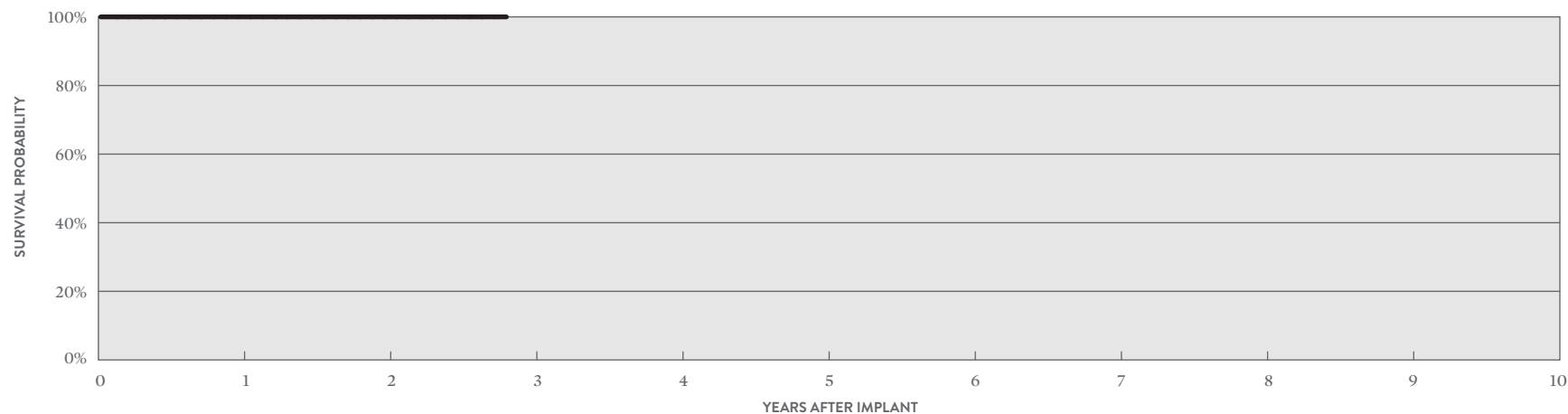
#### MODEL 5386

US Regulatory Approval	March 2003
Number of Devices Enrolled in Study	101
Active Devices Enrolled in Study	0
Cumulative Months of Follow-up	3,221
Estimated Longevity	6.9 Years

#### QUALIFYING COMPLICATIONS

None Reported

	MALFUNCTIONS W/ COMPROMISED THERAPY		MALFUNCTIONS W/O COMPROMISED THERAPY	
	QTY	RATE	QTY	RATE
Electrical Component	0	0.00%	0	0.00%
Electrical Interconnect	0	0.00%	0	0.00%
Battery	0	0.00%	0	0.00%
Software/Firmware	0	0.00%	0	0.00%
Mechanical	0	0.00%	0	0.00%
Possible Early Battery Depletion	0	0.00%	0	0.00%
Other	0	0.00%	0	0.00%
<b>Total</b>	<b>0</b>	<b>0.00%</b>	<b>0</b>	<b>0.00%</b>



#### ACTIVELY MONITORED STUDY DATA

YEAR	1	2	AT 34 MONTHS
SURVIVAL PROBABILITY	100.00%	100.00%	100.00%
± 1 STANDARD ERROR	0.00%	0.00%	0.00%
SAMPLE SIZE	100	80	50

SUMMARY INFORMATION  
Dual-Chamber  
Pacemakers

## Dual-Chamber Pacemakers

### Survival Probability Summary

#### INCLUDING NORMAL BATTERY DEPLETION

MODELS	FAMILY	1 YEAR	2 YEAR	3 YEAR	4 YEAR	5 YEAR	6 YEAR	7 YEAR	8 YEAR	9 YEAR	10 YEAR
PM2272	Assurity MRI™	99.97%	99.83%	99.42%	98.90%	98.00%					
PM2160	Endurity™ DR	99.82%	99.77%	99.75%	99.63%	99.50%	98.98%	98.05%	96.44%		
PM2240	Assurity™ DR RF	99.95%	99.90%	99.80%	99.51%	98.81%	97.74%	96.46%	94.87%		
PM2210	Accent™ DR RF	99.92%	99.86%	99.77%	99.60%	99.32%	98.64%	97.03%	96.92%	96.79%	96.54%
PM2110	Accent™ DR	99.94%	99.89%	99.81%	99.61%	99.38%	98.73%	97.41%	97.33%	97.28%	97.11%
5820	Zephyr™ DR	99.85%	99.75%	99.02%	93.78%	82.24%	79.47%	78.79%	78.51%	78.43%	78.39%
5810	Victory™ DR	99.87%	99.74%	98.62%	88.65%	65.69%	49.35%	42.92%	42.16%	41.96%	41.81%
5826	Zephyr™ XL DR	99.91%	99.84%	99.74%	99.48%	98.77%	98.11%	97.62%	96.96%	96.44%	96.11%
5816	Victory™ XL DR	99.91%	99.83%	99.65%	99.30%	97.95%	93.83%	88.33%	86.88%	86.19%	85.87%
5356/5357/5256	Verity ADx™ XL DR/DR(M/S) / DC	99.89%	99.83%	99.69%	99.46%	98.81%	96.74%	94.41%	91.73%	89.65%	89.10%
5366	Integrity ADx™ XL DR	100.00%	99.94%	99.56%	99.42%	98.58%	95.15%	90.03%	82.63%	76.37%	73.74%
5380	Identity ADx™ DR	99.76%	99.44%	98.15%	91.56%	68.17%	45.87%	32.32%	27.82%	27.30%	27.22%
5386/5286	Identity ADx™ XL DR/DC	99.88%	99.77%	99.57%	99.20%	98.27%	94.52%	88.10%	77.79%	70.05%	67.83%



## Dual-Chamber Pacemakers

### Survival Probability Summary

#### EXCLUDING NORMAL BATTERY DEPLETION

MODELS	FAMILY	1 YEAR	2 YEAR	3 YEAR	4 YEAR	5 YEAR	6 YEAR	7 YEAR	8 YEAR	9 YEAR	10 YEAR
PM2272	Assurity MRI™	99.97%	99.84%	99.47%	99.00%	98.20%					
PM2160	Endurity™ DR	99.85%	99.82%	99.82%	99.76%	99.73%	99.66%	99.33%	98.99%		
PM2240	Assurity™ DR RF	99.96%	99.92%	99.86%	99.70%	99.26%	98.58%	97.94%	97.41%		
PM2210	Accent™ DR RF	99.95%	99.90%	99.85%	99.79%	99.76%	99.74%	99.72%	99.71%	99.70%	99.70%
PM2110	Accent™ DR	99.97%	99.95%	99.93%	99.93%	99.93%	99.90%	99.90%	99.90%	99.90%	99.90%
5820	Zephyr™ DR	99.97%	99.96%	99.92%	99.65%	99.26%	99.00%	98.80%	98.63%	98.58%	98.56%
5810	Victory™ DR	99.98%	99.93%	99.67%	99.14%	97.57%	97.12%	96.52%	96.08%	95.87%	95.72%
5826	Zephyr™ XL DR	99.96%	99.93%	99.91%	99.89%	99.83%	99.75%	99.56%	99.29%	99.12%	99.00%
5816	Victory™ XL DR	99.97%	99.95%	99.91%	99.85%	99.80%	99.73%	99.44%	99.14%	98.78%	98.66%
5356/5357/5256	Verity ADx™ XL DR/DR(M/S) / DC	99.96%	99.95%	99.93%	99.91%	99.89%	99.81%	99.81%	99.78%	99.74%	99.64%
5366	Integrity ADx™ XL DR	100.00%	100.00%	99.96%	99.96%	99.96%	99.91%	99.66%	99.58%	99.28%	98.51%
5380	Identity ADx™ DR	99.96%	99.93%	99.73%	99.21%	97.54%	96.64%	96.50%	96.10%	95.99%	95.87%
5386/5286	Identity ADx™ XL DR/DC	99.92%	99.90%	99.87%	99.85%	99.77%	99.69%	99.53%	98.98%	98.08%	97.16%

## Dual-Chamber Pacemakers

### US Malfunction Summary

#### WITH COMPROMISED THERAPY

MODELS	FAMILY	REGISTERED US IMPLANTS	PERCENT RETURNED FOR ANALYSIS	ELECTRICAL COMPONENT		ELECTRICAL INTERCONNECT		BATTERY		SOFTWARE/FIRMWARE		MECHANICAL		POSSIBLE EARLY BATTERY DEPLETION		OTHER		TOTAL	
				QTY	RATE	QTY	RATE	QTY	RATE	QTY	RATE	QTY	RATE	QTY	RATE	QTY	RATE	QTY	RATE
PM2272	Assurity MRI™	349,421	2.50%	2	<0.01%	0	0.00%	0	0.00%	2	<0.01%	35	0.01%	0	0.00%	1	<0.01%	40	0.01%
PM2160	Endurity™ DR	9,393	5.10%	0	0.00%	0	0.00%	0	0.00%	0	0.00%	0	0.00%	0	0.00%	0	0.00%	0	0.00%
PM2240	Assurity™ DR RF	185,379	5.80%	5	<0.01%	0	0.00%	0	0.00%	1	<0.01%	83	0.04%	3	<0.01%	0	0.00%	92	0.05%
PM2210	Accent™ DR RF	243,125	12.20%	17	<0.01%	8	<0.01%	0	0.00%	0	0.00%	1	<0.01%	7	<0.01%	5	<0.01%	38	0.02%
PM2110	Accent™ DR	48,913	10.30%	2	<0.01%	2	<0.01%	0	0.00%	0	0.00%	0	0.00%	0	0.00%	0	0.00%	4	<0.01%
5820	Zephyr™ DR	54,441	16.30%	2	<0.01%	0	0.00%	0	0.00%	0	0.00%	0	0.00%	0	0.00%	0	0.00%	2	<0.01%
5810	Victory™ DR	26,314	19.10%	1	<0.01%	0	0.00%	0	0.00%	0	0.00%	0	0.00%	0	0.00%	0	0.00%	1	<0.01%
5826	Zephyr™ XL DR	112,320	19.00%	1	<0.01%	4	<0.01%	0	0.00%	0	0.00%	1	<0.01%	0	0.00%	2	<0.01%	8	<0.01%
5816	Victory™ XL DR	62,727	20.90%	2	<0.01%	0	0.00%	0	0.00%	0	0.00%	0	0.00%	0	0.00%	1	<0.01%	3	<0.01%
5356/5357/5256	Verity ADx™ XL DR/DR(M/S) / DC	17,403	11.90%	0	0.00%	1	<0.01%	0	0.00%	0	0.00%	0	0.00%	0	0.00%	0	0.00%	1	<0.01%
5366	Integrity ADx™ XL DR	8,088	19.70%	0	0.00%	0	0.00%	0	0.00%	0	0.00%	0	0.00%	0	0.00%	0	0.00%	0	0.00%
5380	Identity ADx™ DR	54,050	16.20%	4	<0.01%	1	<0.01%	0	0.00%	0	0.00%	0	0.00%	0	0.00%	0	0.00%	5	<0.01%
5386/5286	Identity ADx™ XL DR/DC	67,424	19.60%	2	<0.01%	0	0.00%	0	0.00%	0	0.00%	0	0.00%	0	0.00%	0	0.00%	2	<0.01%

Definitions of malfunction categories can be found on [pages 5-6](#).

# Dual-Chamber Pacemakers

## US Malfunction Summary

### WITHOUT COMPROMISED THERAPY

MODELS	FAMILY	REGISTERED US IMPLANTS	PERCENT RETURNED FOR ANALYSIS	ELECTRICAL COMPONENT		ELECTRICAL INTERCONNECT		BATTERY		SOFTWARE/FIRMWARE		MECHANICAL		POSSIBLE EARLY BATTERY DEPLETION		OTHER		TOTAL	
				QTY	RATE	QTY	RATE	QTY	RATE	QTY	RATE	QTY	RATE	QTY	RATE	QTY	RATE	QTY	RATE
PM2272	Assurity MRI <sup>™</sup>	349,421	2.50%	17	<0.01%	0	0.00%	0	0.00%	48	0.01%	583	0.17%	1	<0.01%	5	<0.01%	654	0.19%
PM2160	Endurity <sup>™</sup> DR	9,393	5.10%	0	0.00%	0	0.00%	0	0.00%	0	0.00%	22	0.23%	0	0.00%	2	0.02%	24	0.26%
PM2240	Assurity <sup>™</sup> DR RF	185,379	5.80%	22	0.01%	0	0.00%	0	0.00%	31	0.02%	738	0.40%	3	<0.01%	10	<0.01%	804	0.43%
PM2210	Accent <sup>™</sup> DR RF	243,125	12.20%	52	0.02%	33	0.01%	0	0.00%	5	<0.01%	22	<0.01%	24	<0.01%	47	0.02%	183	0.08%
PM2110	Accent <sup>™</sup> DR	48,913	10.30%	3	<0.01%	0	0.00%	0	0.00%	4	<0.01%	5	0.01%	2	<0.01%	0	0.00%	14	0.03%
5820	Zephyr <sup>™</sup> DR	54,441	16.30%	36	0.07%	0	0.00%	0	0.00%	9	0.02%	2	<0.01%	1	<0.01%	93	0.17%	141	0.26%
5810	Victory <sup>™</sup> DR	26,314	19.10%	89	0.34%	0	0.00%	0	0.00%	8	0.03%	2	<0.01%	17	0.06%	37	0.14%	153	0.58%
5826	Zephyr <sup>™</sup> XL DR	112,320	19.00%	25	0.02%	0	0.00%	0	0.00%	16	0.01%	9	<0.01%	3	<0.01%	158	0.14%	211	0.19%
5816	Victory <sup>™</sup> XL DR	62,727	20.90%	31	0.05%	0	0.00%	0	0.00%	8	0.01%	9	0.01%	5	<0.01%	92	0.15%	145	0.23%
5356/5357/5256	Verity ADx <sup>™</sup> XL DR/ DR(M/S) / DC	17,403	11.90%	11	0.06%	0	0.00%	1	<0.01%	0	0.00%	0	0.00%	1	<0.01%	10	0.06%	23	0.13%
5366	Integrity ADx <sup>™</sup> XL DR	8,088	19.70%	9	0.11%	0	0.00%	0	0.00%	2	0.02%	1	0.01%	1	0.01%	14	0.17%	27	0.33%
5380	Identity ADx <sup>™</sup> DR	54,050	16.20%	262	0.48%	0	0.00%	0	0.00%	2	<0.01%	6	0.01%	11	0.02%	17	0.03%	298	0.55%
5386/5286	Identity ADx <sup>™</sup> XL DR/DC	67,424	19.60%	136	0.20%	2	<0.01%	0	0.00%	7	0.01%	10	0.01%	6	<0.01%	113	0.17%	274	0.41%

Definitions of malfunction categories can be found on [pages 5-6](#).

## Dual-Chamber Pacemakers

### Worldwide Malfunction Summary

#### WITH COMPROMISED THERAPY

MODELS	FAMILY	WORLDWIDE SALES	PERCENT RETURNED FOR ANALYSIS	ELECTRICAL COMPONENT		ELECTRICAL INTERCONNECT		BATTERY		SOFTWARE/FIRMWARE		MECHANICAL		POSSIBLE EARLY BATTERY DEPLETION		OTHER		TOTAL	
				QTY	RATE	QTY	RATE	QTY	RATE	QTY	RATE	QTY	RATE	QTY	RATE	QTY	RATE	QTY	RATE
PM2272	Assurity MRI <sup>™</sup>	794,515	1.35%	7	<0.01%	1	<0.01%	0	0.00%	2	<0.01%	82	0.01%	0	0.00%	2	<0.01%	94	0.01%
PM2160	Endurity <sup>™</sup> DR	67,399	1.03%	2	<0.01%	0	0.00%	0	0.00%	0	0.00%	2	<0.01%	0	0.00%	0	0.00%	4	<0.01%
PM2240	Assurity <sup>™</sup> DR RF	204,186	5.13%	5	<0.01%	0	0.00%	0	0.00%	1	<0.01%	84	0.04%	3	<0.01%	0	0.00%	93	0.05%
PM2210	Accent <sup>™</sup> DR RF	246,721	11.80%	17	<0.01%	8	<0.01%	0	0.00%	0	0.00%	1	<0.01%	6	<0.01%	5	<0.01%	37	0.01%
PM2110	Accent <sup>™</sup> DR	49,730	9.85%	2	<0.01%	2	<0.01%	0	0.00%	0	0.00%	0	0.00%	0	0.00%	0	0.00%	4	<0.01%

#### WITHOUT COMPROMISED THERAPY

MODELS	FAMILY	WORLDWIDE SALES	PERCENT RETURNED FOR ANALYSIS	ELECTRICAL COMPONENT		ELECTRICAL INTERCONNECT		BATTERY		SOFTWARE/FIRMWARE		MECHANICAL		POSSIBLE EARLY BATTERY DEPLETION		OTHER		TOTAL	
				QTY	RATE	QTY	RATE	QTY	RATE	QTY	RATE	QTY	RATE	QTY	RATE	QTY	RATE	QTY	RATE
PM2272	Assurity MRI <sup>™</sup>	794,515	1.35%	36	<0.01%	0	0.00%	0	0.00%	50	<0.01%	708	0.09%	8	<0.01%	10	<0.01%	812	0.10%
PM2160	Endurity <sup>™</sup> DR	67,399	1.03%	1	<0.01%	0	0.00%	0	0.00%	0	0.00%	36	0.05%	0	0.00%	3	<0.01%	40	0.06%
PM2240	Assurity <sup>™</sup> DR RF	204,186	5.13%	25	0.01%	0	0.00%	0	0.00%	30	0.01%	727	0.36%	4	<0.01%	11	<0.01%	797	0.39%
PM2210	Accent <sup>™</sup> DR RF	246,721	11.80%	55	0.02%	34	0.01%	0	0.00%	5	<0.01%	22	<0.01%	24	<0.01%	46	0.02%	186	0.08%
PM2110	Accent <sup>™</sup> DR	49,730	9.85%	3	<0.01%	0	0.00%	0	0.00%	4	<0.01%	5	0.01%	2	<0.01%	0	0.00%	14	0.03%

Definitions of malfunction categories can be found on [pages 5-6](#).

## Dual-Chamber Pacemakers

### Actively Monitored Study Data Summary

#### QUALIFYING COMPLICATIONS

MODELS	NUMBER OF DEVICES ENROLLED	ACTIVE DEVICES ENROLLED	CUMULATIVE MONTHS OF FOLLOW-UP	LOSS OF TELEMETRY		PERICARDIAL EFFUSION		PREMATURE BATTERY DEPLETION		SKIN EROSION		TOTAL	
				QTY	RATE	QTY	RATE	QTY	RATE	QTY	RATE	QTY	RATE
PM2210	1,773	0	59,831	0	0.00%	0	0.00%	1	0.06%	1	0.06%	2	0.11%
PM2110	228	0	10,196	0	0.00%	0	0.00%	0	0.00%	0	0.00%	0	0.00%
5820	284	0	7,986	0	0.00%	0	0.00%	0	0.00%	1	0.35%	1	0.35%
5826	1,516	0	48,121	0	0.00%	0	0.00%	0	0.00%	0	0.00%	0	0.00%
5816	332	0	10,615	0	0.00%	0	0.00%	0	0.00%	0	0.00%	0	0.00%
5386	101	0	3,221	0	0.00%	0	0.00%	0	0.00%	0	0.00%	0	0.00%

A list of of complications can be found on [page 12](#).

## Dual-Chamber Pacemakers

### Actively Monitored Study Data Summary

#### MALFUNCTIONS WITH COMPROMISED THERAPY

MODELS	FAMILY	NUMBER OF DEVICES ENROLLED	PERCENT RETURNED FOR ANALYSIS	ELECTRICAL COMPONENT		ELECTRICAL INTERCONNECT		BATTERY		SOFTWARE/ FIRM-WARE		MECHANICAL		POSSIBLE EARLY BATTERY DEPLETION		OTHER		TOTAL			
				QTY	RATE	QTY	RATE	QTY	RATE	QTY	RATE	QTY	RATE	QTY	RATE	QTY	RATE	QTY	RATE	QTY	RATE
PM2210	Accent <sup>™</sup> DR RF	1,773	25.10%	0	0.00%	0	0.00%	0	0.00%	0	0.00%	0	0.00%	0	0.00%	0	0.00%	0	0.00%	0	0.00%
PM2110	Accent <sup>™</sup> DR	228	14.00%	0	0.00%	0	0.00%	0	0.00%	0	0.00%	0	0.00%	0	0.00%	0	0.00%	0	0.00%	0	0.00%
5820	Zephyr <sup>™</sup> DR	284	22.50%	0	0.00%	0	0.00%	0	0.00%	0	0.00%	0	0.00%	0	0.00%	0	0.00%	0	0.00%	0	0.00%
5826	Zephyr <sup>™</sup> XL DR	1,516	27.80%	0	0.00%	0	0.00%	0	0.00%	0	0.00%	0	0.00%	0	0.00%	0	0.00%	0	0.00%	0	0.00%
5816	Victory <sup>™</sup> XL DR	332	17.50%	0	0.00%	0	0.00%	0	0.00%	0	0.00%	0	0.00%	0	0.00%	0	0.00%	0	0.00%	0	0.00%
5386	Identity ADx <sup>™</sup> XL DR	101	18.80%	0	0.00%	0	0.00%	0	0.00%	0	0.00%	0	0.00%	0	0.00%	0	0.00%	0	0.00%	0	0.00%

#### MALFUNCTIONS WITHOUT COMPROMISED THERAPY

MODELS	FAMILY	NUMBER OF DEVICES ENROLLED	PERCENT RETURNED FOR ANALYSIS	ELECTRICAL COMPONENT		ELECTRICAL INTERCONNECT		BATTERY		SOFTWARE/ FIRM-WARE		MECHANICAL		POSSIBLE EARLY BATTERY DEPLETION		OTHER		TOTAL			
				QTY	RATE	QTY	RATE	QTY	RATE	QTY	RATE	QTY	RATE	QTY	RATE	QTY	RATE	QTY	RATE	QTY	RATE
PM2210	Accent <sup>™</sup> DR RF	1,773	25.10%	1	0.06%	1	0.06%	0	0.00%	0	0.00%	0	0.00%	0	0.00%	0	0.00%	0	0.00%	2	0.11%
PM2110	Accent <sup>™</sup> DR	228	14.00%	0	0.00%	0	0.00%	0	0.00%	0	0.00%	0	0.00%	0	0.00%	0	0.00%	0	0.00%	0	0.00%
5820	Zephyr <sup>™</sup> DR	284	22.50%	0	0.00%	0	0.00%	0	0.00%	0	0.00%	0	0.00%	0	0.00%	0	0.00%	0	0.00%	0	0.00%
5826	Zephyr <sup>™</sup> XL DR	1,516	27.80%	1	0.07%	0	0.00%	0	0.00%	0	0.00%	0	0.00%	0	0.00%	0	0.00%	0	0.00%	1	0.07%
5816	Victory <sup>™</sup> XL DR	332	17.50%	0	0.00%	0	0.00%	0	0.00%	0	0.00%	0	0.00%	0	0.00%	0	0.00%	0	0.00%	0	0.00%
5386	Identity ADx <sup>™</sup> XL DR	101	18.80%	0	0.00%	0	0.00%	0	0.00%	0	0.00%	0	0.00%	0	0.00%	0	0.00%	0	0.00%	0	0.00%

Definitions of malfunction categories can be found on [pages 5-6](#).

# Single-Chamber Pacemakers

# Single-Chamber Pacemakers

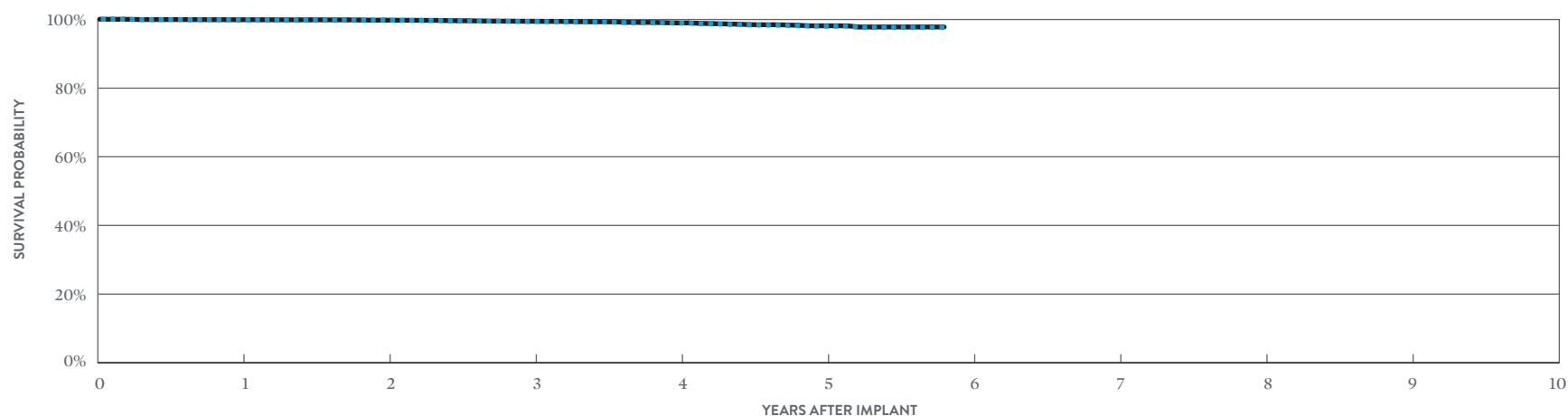
## CUSTOMER REPORTED PERFORMANCE DATA

### Assurity MRI™

#### MODEL PM1272

US Regulatory Approval	January 2017
Registered US Implants	33,447
Estimated Active US Implants	24,020
Estimated Longevity	13.7 Years
Normal Battery Depletion	5
Number of US Advisories (see pgs. 310, 311, 313)	Three

	MALFUNCTIONS W/ COMPROMISED THERAPY		MALFUNCTIONS W/O COMPROMISED THERAPY	
	QTY	RATE	QTY	RATE
Electrical Component	0	0.00%	2	<0.01%
Electrical Interconnect	0	0.00%	0	0.00%
Battery	0	0.00%	0	0.00%
Software/Firmware	0	0.00%	3	<0.01%
Mechanical	0	0.00%	78	0.23%
Possible Early Battery Depletion	0	0.00%	0	0.00%
Other	0	0.00%	0	0.00%
<b>Total</b>	<b>0</b>	<b>0.00%</b>	<b>83</b>	<b>0.25%</b>



#### INCLUDING NORMAL BATTERY DEPLETION

YEAR	1	2	3	4	5	AT 70 MONTHS
SURVIVAL PROBABILITY	99.93%	99.81%	99.42%	98.93%	98.05%	97.70%
± 1 STANDARD ERROR	0.01%	0.03%	0.06%	0.09%	0.16%	0.20%
SAMPLE SIZE	29,180	21,800	15,990	10,620	5,550	360

#### EXCLUDING NORMAL BATTERY DEPLETION

YEAR	1	2	3	4	5	AT 70 MONTHS
SURVIVAL PROBABILITY	99.93%	99.81%	99.48%	99.00%	98.17%	97.82%
± 1 STANDARD ERROR	0.01%	0.03%	0.05%	0.08%	0.15%	0.19%



# Single-Chamber Pacemakers

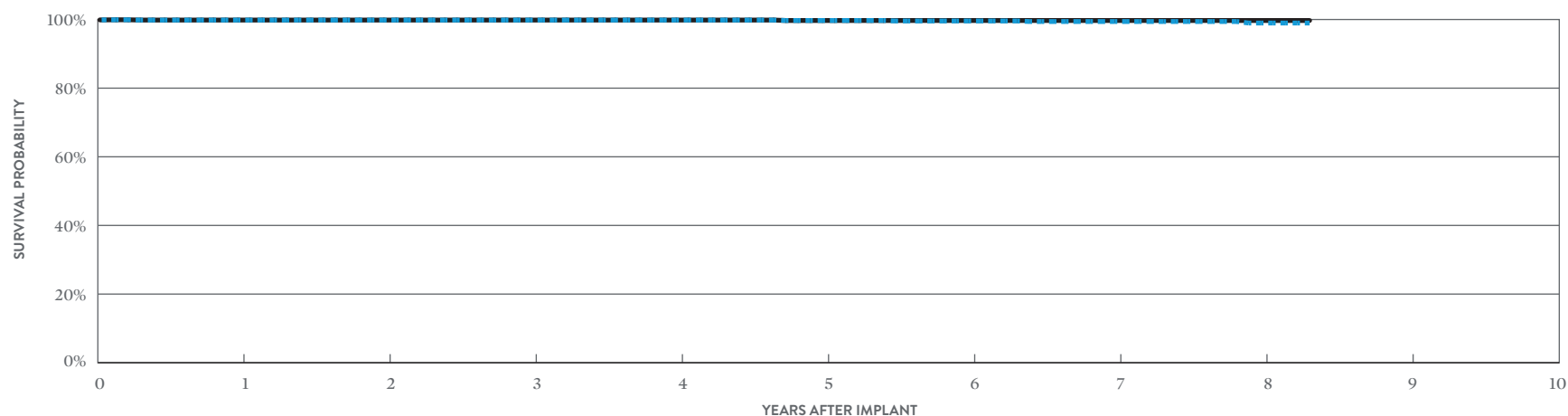
## CUSTOMER REPORTED PERFORMANCE DATA

### Endurity™ VR

#### MODEL PM1160

US Regulatory Approval	March 2014
Registered US Implants	2,564
Estimated Active US Implants	1,275
Estimated Longevity	14.6 Years
Normal Battery Depletion	3
Number of US Advisories (see pgs. 312, 313)	Two

	MALFUNCTIONS W/ COMPROMISED THERAPY		MALFUNCTIONS W/O COMPROMISED THERAPY	
	QTY	RATE	QTY	RATE
Electrical Component	0	0.00%	0	0.00%
Electrical Interconnect	0	0.00%	0	0.00%
Battery	0	0.00%	0	0.00%
Software/Firmware	0	0.00%	0	0.00%
Mechanical	0	0.00%	2	0.08%
Possible Early Battery Depletion	0	0.00%	0	0.00%
Other	0	0.00%	1	0.04%
<b>Total</b>	<b>0</b>	<b>0.00%</b>	<b>3</b>	<b>0.12%</b>



#### INCLUDING NORMAL BATTERY DEPLETION

YEAR	1	2	3	4	5	6	7	8	AT 100 MONTHS
SURVIVAL PROBABILITY	99.84%	99.84%	99.84%	99.84%	99.71%	99.57%	99.41%	98.97%	98.97%
± 1 STANDARD ERROR	0.08%	0.08%	0.08%	0.08%	0.12%	0.16%	0.19%	0.36%	0.36%
SAMPLE SIZE	2,370	2,070	1,900	1,750	1,590	1,400	1,140	670	230

#### EXCLUDING NORMAL BATTERY DEPLETION

YEAR	1	2	3	4	5	6	7	8	AT 100 MONTHS
SURVIVAL PROBABILITY	99.84%	99.84%	99.84%	99.84%	99.71%	99.71%	99.71%	99.71%	99.71%
± 1 STANDARD ERROR	0.08%	0.08%	0.08%	0.08%	0.12%	0.12%	0.12%	0.12%	0.12%

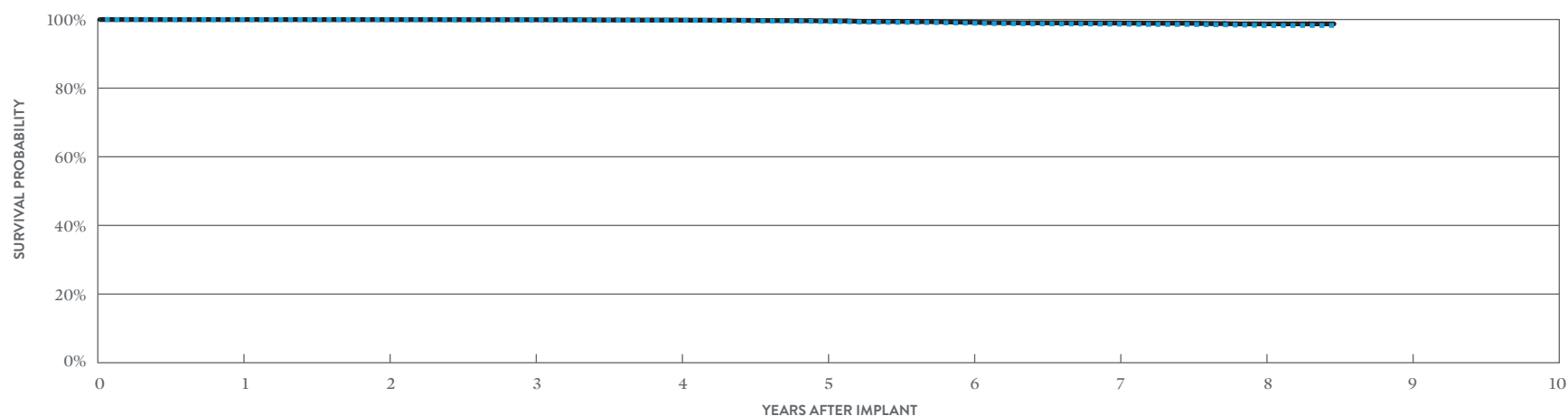
# Single-Chamber Pacemakers

## CUSTOMER REPORTED PERFORMANCE DATA

### Assurity™ VR MODEL PM1240

US Regulatory Approval	March 2014
Registered US Implants	28,708
Estimated Active US Implants	15,610
Estimated Longevity	14.1 Years
Normal Battery Depletion	24
Number of US Advisories (see pgs. 310, 311, 313)	Three

	MALFUNCTIONS W/ COMPROMISED THERAPY		MALFUNCTIONS W/O COMPROMISED THERAPY	
	QTY	RATE	QTY	RATE
Electrical Component	0	0.00%	4	0.01%
Electrical Interconnect	0	0.00%	0	0.00%
Battery	0	0.00%	0	0.00%
Software/Firmware	0	0.00%	3	0.01%
Mechanical	3	0.01%	63	0.22%
Possible Early Battery Depletion	0	0.00%	1	<0.01%
Other	0	0.00%	0	0.00%
<b>Total</b>	<b>3</b>	<b>0.01%</b>	<b>71</b>	<b>0.25%</b>



#### INCLUDING NORMAL BATTERY DEPLETION

YEAR	1	2	3	4	5	6	7	8	AT 102 MONTHS
SURVIVAL PROBABILITY	99.98%	99.96%	99.91%	99.77%	99.42%	98.94%	98.66%	98.27%	98.27%
± 1 STANDARD ERROR	0.01%	0.01%	0.02%	0.03%	0.05%	0.08%	0.09%	0.13%	0.15%
SAMPLE SIZE	26,930	24,030	21,960	20,060	17,860	14,640	9,730	4,250	310

#### EXCLUDING NORMAL BATTERY DEPLETION

YEAR	1	2	3	4	5	6	7	8	AT 102 MONTHS
SURVIVAL PROBABILITY	99.98%	99.96%	99.93%	99.83%	99.60%	99.21%	98.97%	98.73%	98.73%
± 1 STANDARD ERROR	0.01%	0.01%	0.02%	0.03%	0.04%	0.07%	0.08%	0.12%	0.12%

# Single-Chamber Pacemakers

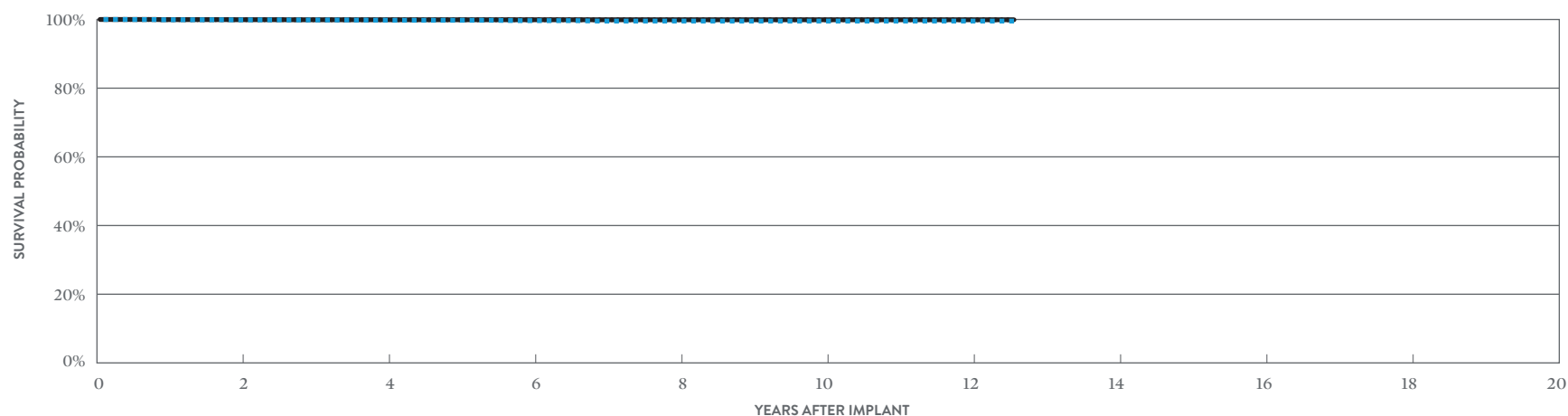
## CUSTOMER REPORTED PERFORMANCE DATA

### Accent™ SR

#### MODEL PM1110

US Regulatory Approval	July 2009
Registered US Implants	13,595
Estimated Active US Implants	5,083
Estimated Longevity	12.9 Years
Normal Battery Depletion	15
Number of US Advisories	None

	MALFUNCTIONS W/ COMPROMISED THERAPY		MALFUNCTIONS W/O COMPROMISED THERAPY	
	QTY	RATE	QTY	RATE
Electrical Component	0	0.00%	2	0.01%
Electrical Interconnect	0	0.00%	0	0.00%
Battery	0	0.00%	0	0.00%
Software/Firmware	0	0.00%	1	<0.01%
Mechanical	0	0.00%	0	0.00%
Possible Early Battery Depletion	0	0.00%	1	<0.01%
Other	0	0.00%	0	0.00%
<b>Total</b>	<b>0</b>	<b>0.00%</b>	<b>4</b>	<b>0.03%</b>



#### INCLUDING NORMAL BATTERY DEPLETION

YEAR	2	4	6	8	10	12	AT 151 MONTHS
SURVIVAL PROBABILITY	99.87%	99.80%	99.66%	99.54%	99.54%	99.54%	99.54%
± 1 STANDARD ERROR	0.03%	0.04%	0.06%	0.08%	0.08%	0.08%	0.08%
SAMPLE SIZE	10,730	8,510	7,160	6,200	3,900	1,100	240

#### EXCLUDING NORMAL BATTERY DEPLETION

YEAR	2	4	6	8	10	12	AT 151 MONTHS
SURVIVAL PROBABILITY	99.94%	99.92%	99.92%	99.92%	99.92%	99.92%	99.92%
± 1 STANDARD ERROR	0.02%	0.03%	0.03%	0.03%	0.03%	0.03%	0.03%

# Single-Chamber Pacemakers

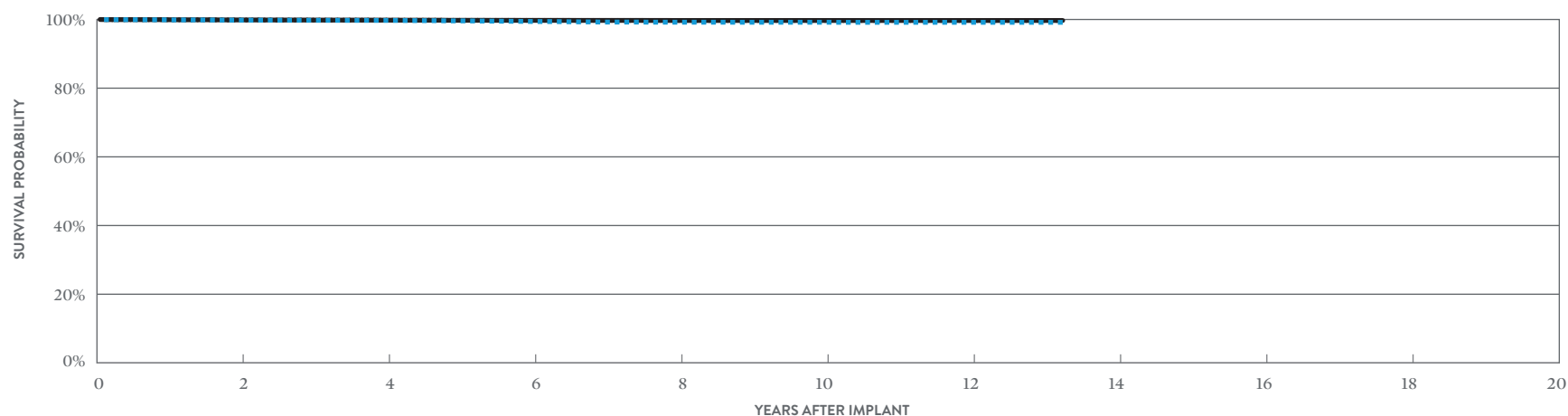
## CUSTOMER REPORTED PERFORMANCE DATA

### Accent™ SR RF

#### MODEL PM1210

US Regulatory Approval	July 2009
Registered US Implants	39,814
Estimated Active US Implants	14,122
Estimated Longevity	10.9 Years
Normal Battery Depletion	49
Number of US Advisories (see pgs. 310, 313)	Two

	MALFUNCTIONS W/ COMPROMISED THERAPY		MALFUNCTIONS W/O COMPROMISED THERAPY	
	QTY	RATE	QTY	RATE
Electrical Component	3	<0.01%	11	0.03%
Electrical Interconnect	1	<0.01%	3	<0.01%
Battery	0	0.00%	1	<0.01%
Software/Firmware	0	0.00%	1	<0.01%
Mechanical	0	0.00%	4	0.01%
Possible Early Battery Depletion	2	<0.01%	3	<0.01%
Other	0	0.00%	8	0.02%
<b>Total</b>	<b>6</b>	<b>0.02%</b>	<b>31</b>	<b>0.08%</b>



#### INCLUDING NORMAL BATTERY DEPLETION

YEAR	2	4	6	8	10	12	AT 159 MONTHS
SURVIVAL PROBABILITY	99.80%	99.73%	99.41%	99.20%	99.19%	99.17%	99.17%
± 1 STANDARD ERROR	0.02%	0.03%	0.05%	0.06%	0.06%	0.06%	0.06%
SAMPLE SIZE	31,200	24,740	20,620	17,760	11,380	3,950	280

#### EXCLUDING NORMAL BATTERY DEPLETION

YEAR	2	4	6	8	10	12	AT 159 MONTHS
SURVIVAL PROBABILITY	99.87%	99.81%	99.74%	99.71%	99.71%	99.71%	99.71%
± 1 STANDARD ERROR	0.02%	0.02%	0.03%	0.03%	0.03%	0.03%	0.03%

# Single-Chamber Pacemakers

## ACTIVELY MONITORED STUDY DATA

### Accent™ SR RF

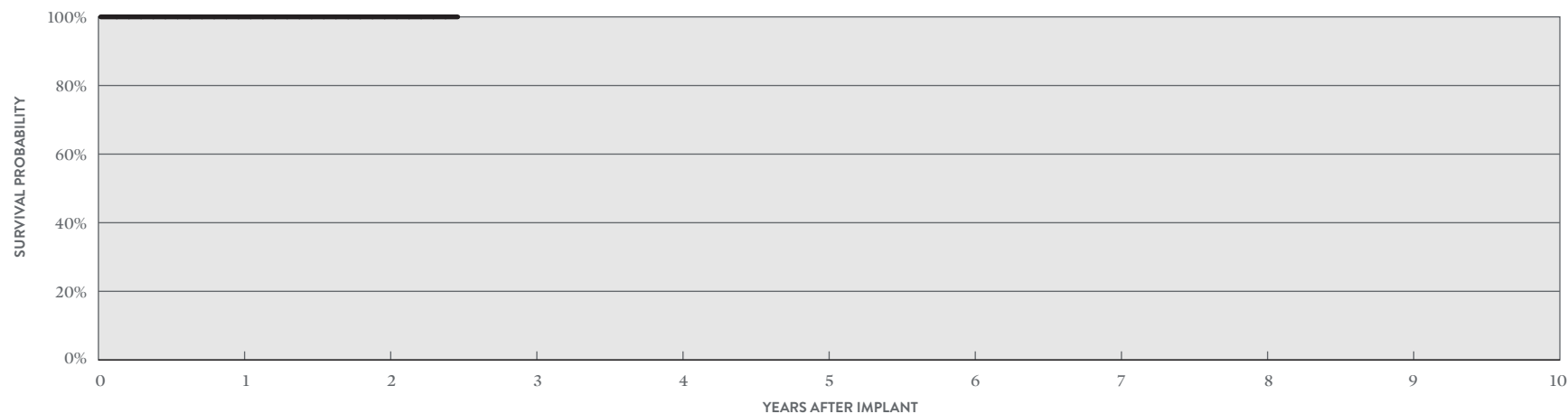
#### MODEL PM1210

US Regulatory Approval	July 2009
Number of Devices Enrolled in Study	236
Active Devices Enrolled in Study	0
Cumulative Months of Follow-up	6,085
Estimated Longevity	10.9 Years

#### QUALIFYING COMPLICATIONS

None Reported

	MALFUNCTIONS W/ COMPROMISED THERAPY		MALFUNCTIONS W/O COMPROMISED THERAPY	
	QTY	RATE	QTY	RATE
Electrical Component	0	0.00%	0	0.00%
Electrical Interconnect	0	0.00%	0	0.00%
Battery	0	0.00%	0	0.00%
Software/Firmware	0	0.00%	0	0.00%
Mechanical	0	0.00%	0	0.00%
Possible Early Battery Depletion	0	0.00%	0	0.00%
Other	0	0.00%	0	0.00%
<b>Total</b>	<b>0</b>	<b>0.00%</b>	<b>0</b>	<b>0.00%</b>



#### ACTIVELY MONITORED STUDY DATA

YEAR	1	2	AT 30 MONTHS
SURVIVAL PROBABILITY	100.00%	100.00%	100.00%
± 1 STANDARD ERROR	0.00%	0.00%	0.00%
SAMPLE SIZE	200	120	50

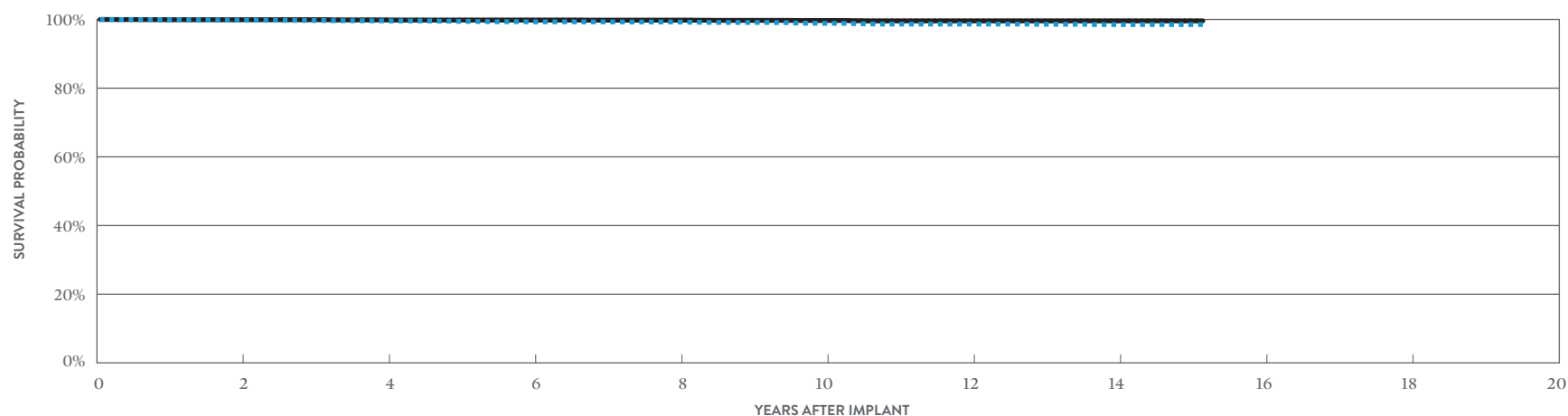
# Single-Chamber Pacemakers

## CUSTOMER REPORTED PERFORMANCE DATA

### Zephyr™ XL SR MODEL 5626

US Regulatory Approval	May 2007
Registered US Implants	20,661
Estimated Active US Implants	4,741
Estimated Longevity	15.8 Years
Normal Battery Depletion	41
Number of US Advisories	None

	MALFUNCTIONS W/ COMPROMISED THERAPY		MALFUNCTIONS W/O COMPROMISED THERAPY	
	QTY	RATE	QTY	RATE
Electrical Component	0	0.00%	4	0.02%
Electrical Interconnect	1	<0.01%	0	0.00%
Battery	0	0.00%	0	0.00%
Software/Firmware	0	0.00%	0	0.00%
Mechanical	0	0.00%	0	0.00%
Possible Early Battery Depletion	0	0.00%	0	0.00%
Other	1	<0.01%	12	0.06%
<b>Total</b>	<b>2</b>	<b>&lt;0.01%</b>	<b>16</b>	<b>0.08%</b>



#### INCLUDING NORMAL BATTERY DEPLETION

YEAR	2	4	6	8	10	12	14	AT 182 MONTHS
SURVIVAL PROBABILITY	99.81%	99.61%	99.32%	99.27%	98.87%	98.67%	98.52%	98.52%
± 1 STANDARD ERROR	0.03%	0.05%	0.08%	0.08%	0.11%	0.13%	0.15%	0.15%
SAMPLE SIZE	15,490	11,500	8,970	7,400	5,830	4,420	2,280	210

#### EXCLUDING NORMAL BATTERY DEPLETION

YEAR	2	4	6	8	10	12	14	AT 182 MONTHS
SURVIVAL PROBABILITY	99.93%	99.87%	99.83%	99.80%	99.71%	99.59%	99.59%	99.59%
± 1 STANDARD ERROR	0.02%	0.03%	0.04%	0.04%	0.06%	0.07%	0.07%	0.07%

# Single-Chamber Pacemakers

## ACTIVELY MONITORED STUDY DATA

### Zephyr™ XL SR

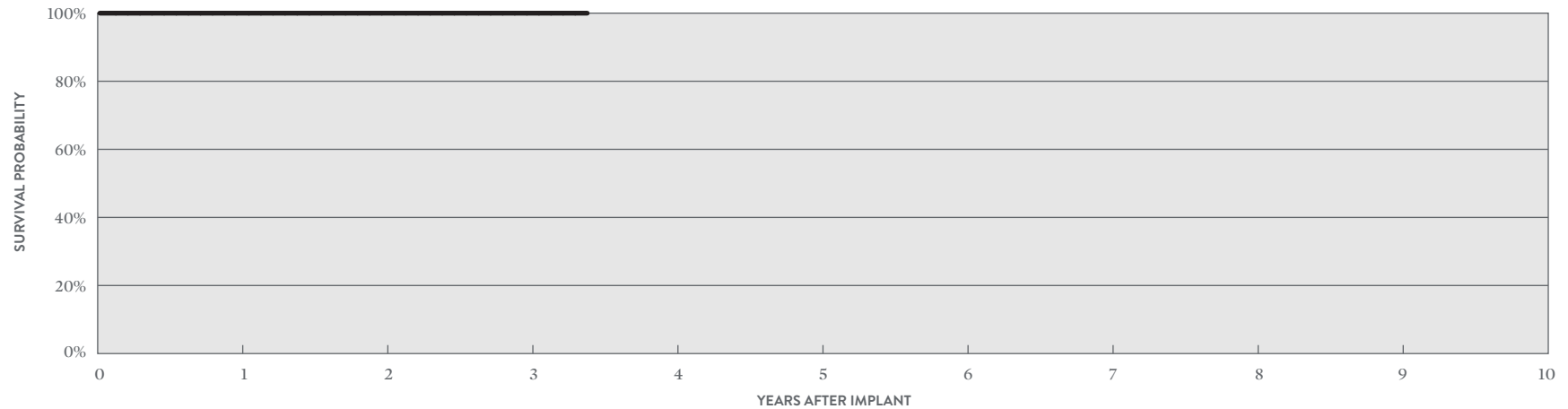
#### MODEL 5626

US Regulatory Approval	May 2007
Number of Devices Enrolled in Study	230
Active Devices Enrolled in Study	0
Cumulative Months of Follow-up	6,626
Estimated Longevity	15.8 Years

#### QUALIFYING COMPLICATIONS

None Reported

	MALFUNCTIONS W/ COMPROMISED THERAPY		MALFUNCTIONS W/O COMPROMISED THERAPY	
	QTY	RATE	QTY	RATE
Electrical Component	0	0.00%	0	0.00%
Electrical Interconnect	0	0.00%	0	0.00%
Battery	0	0.00%	0	0.00%
Software/Firmware	0	0.00%	0	0.00%
Mechanical	0	0.00%	0	0.00%
Possible Early Battery Depletion	0	0.00%	0	0.00%
Other	0	0.00%	0	0.00%
<b>Total</b>	<b>0</b>	<b>0.00%</b>	<b>0</b>	<b>0.00%</b>



#### ACTIVELY MONITORED STUDY DATA

YEAR	1	2	3	AT 41 MONTHS
SURVIVAL PROBABILITY	100.00%	100.00%	100.00%	100.00%
± 1 STANDARD ERROR	0.00%	0.00%	0.00%	0.00%
SAMPLE SIZE	220	180	120	50

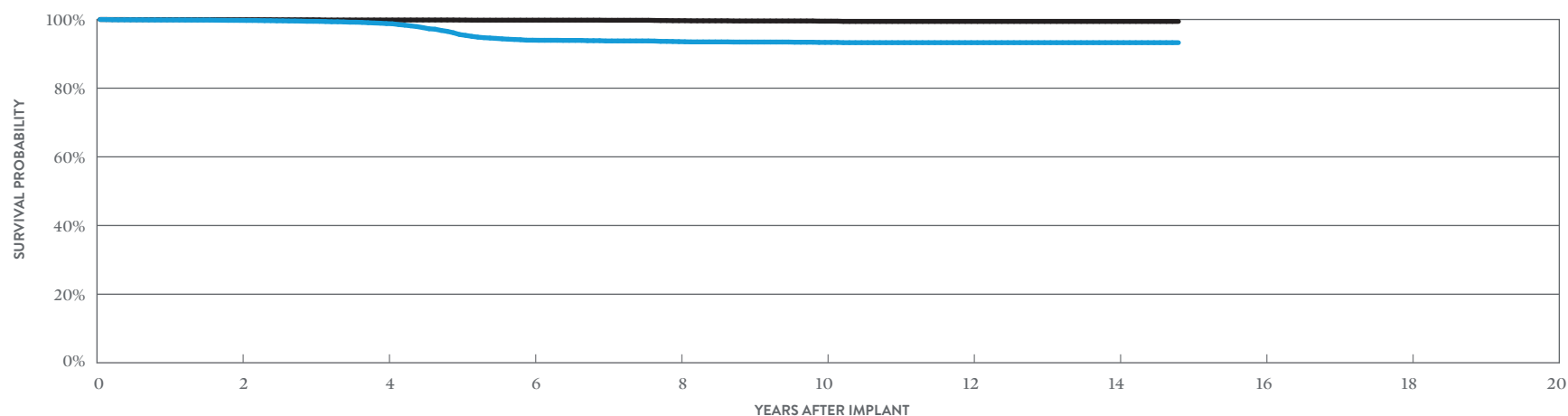
# Single-Chamber Pacemakers

## CUSTOMER REPORTED PERFORMANCE DATA

### Zephyr™ SR MODEL 5620

US Regulatory Approval	March 2007
Registered US Implants	17,529
Estimated Active US Implants	4,307
Estimated Longevity	8.8 Years
Normal Battery Depletion	208
Number of US Advisories	None

	MALFUNCTIONS W/ COMPROMISED THERAPY		MALFUNCTIONS W/O COMPROMISED THERAPY	
	QTY	RATE	QTY	RATE
Electrical Component	0	0.00%	4	0.02%
Electrical Interconnect	0	0.00%	0	0.00%
Battery	0	0.00%	0	0.00%
Software/Firmware	0	0.00%	2	0.01%
Mechanical	1	<0.01%	0	0.00%
Possible Early Battery Depletion	0	0.00%	0	0.00%
Other	0	0.00%	11	0.06%
<b>Total</b>	<b>1</b>	<b>&lt;0.01%</b>	<b>17</b>	<b>0.10%</b>



#### INCLUDING NORMAL BATTERY DEPLETION

YEAR	2	4	6	8	10	12	14	AT 178 MONTHS
SURVIVAL PROBABILITY	99.74%	98.81%	93.97%	93.55%	93.32%	93.25%	93.25%	93.25%
± 1 STANDARD ERROR	0.04%	0.10%	0.26%	0.27%	0.28%	0.28%	0.28%	0.28%
SAMPLE SIZE	12,600	9,350	7,130	5,300	3,580	1,990	790	210

#### EXCLUDING NORMAL BATTERY DEPLETION

YEAR	2	4	6	8	10	12	14	AT 178 MONTHS
SURVIVAL PROBABILITY	99.94%	99.85%	99.80%	99.65%	99.50%	99.43%	99.43%	99.43%
± 1 STANDARD ERROR	0.02%	0.04%	0.04%	0.07%	0.09%	0.10%	0.10%	0.10%



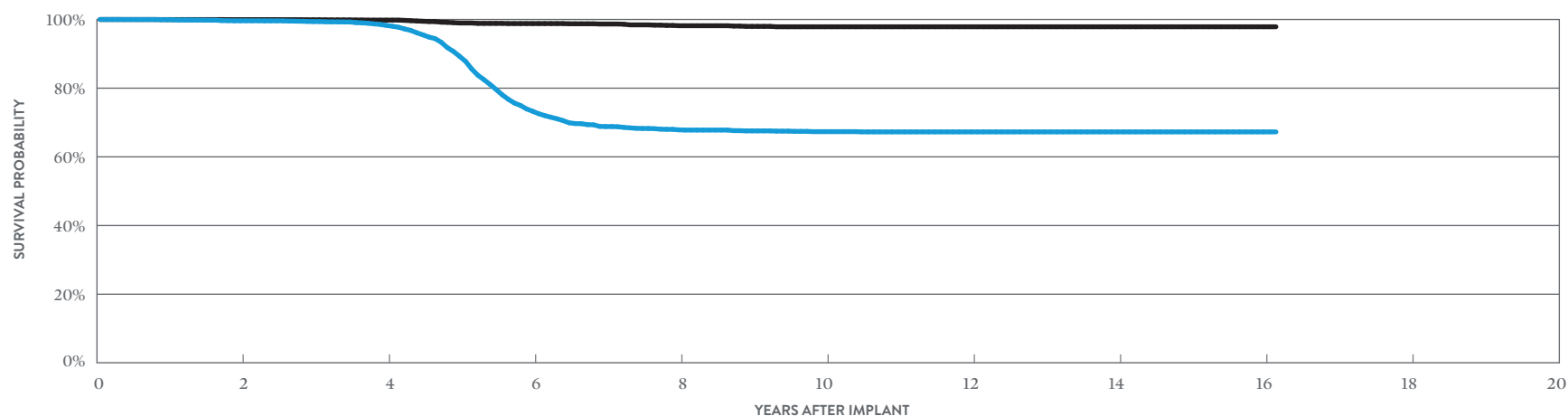
# Single-Chamber Pacemakers

## CUSTOMER REPORTED PERFORMANCE DATA

### Victory™ SR MODEL 5610

US Regulatory Approval	December 2005
Registered US Implants	13,690
Estimated Active US Implants	1,579
Estimated Longevity	8.8 Years
Normal Battery Depletion	670
Number of US Advisories	None

	MALFUNCTIONS W/ COMPROMISED THERAPY		MALFUNCTIONS W/O COMPROMISED THERAPY	
	QTY	RATE	QTY	RATE
Electrical Component	0	0.00%	25	0.18%
Electrical Interconnect	0	0.00%	0	0.00%
Battery	0	0.00%	0	0.00%
Software/Firmware	0	0.00%	1	<0.01%
Mechanical	0	0.00%	0	0.00%
Possible Early Battery Depletion	0	0.00%	1	<0.01%
Other	1	<0.01%	12	0.09%
<b>Total</b>	<b>1</b>	<b>&lt;0.01%</b>	<b>39</b>	<b>0.28%</b>



#### INCLUDING NORMAL BATTERY DEPLETION

YEAR	2	4	6	8	10	12	14	16	AT 194 MONTHS
SURVIVAL PROBABILITY	99.62%	98.27%	73.27%	67.86%	67.34%	67.27%	67.27%	67.27%	67.27%
± 1 STANDARD ERROR	0.06%	0.14%	0.59%	0.64%	0.66%	0.66%	0.66%	0.66%	0.66%
SAMPLE SIZE	9,860	6,780	4,320	2,580	1,860	1,690	1,380	560	240

#### EXCLUDING NORMAL BATTERY DEPLETION

YEAR	2	4	6	8	10	12	14	16	AT 194 MONTHS
SURVIVAL PROBABILITY	99.96%	99.82%	98.81%	98.18%	97.88%	97.88%	97.88%	97.88%	97.88%
± 1 STANDARD ERROR	0.02%	0.05%	0.15%	0.20%	0.24%	0.24%	0.24%	0.24%	0.24%

## Single-Chamber Pacemakers

### CUSTOMER REPORTED PERFORMANCE DATA

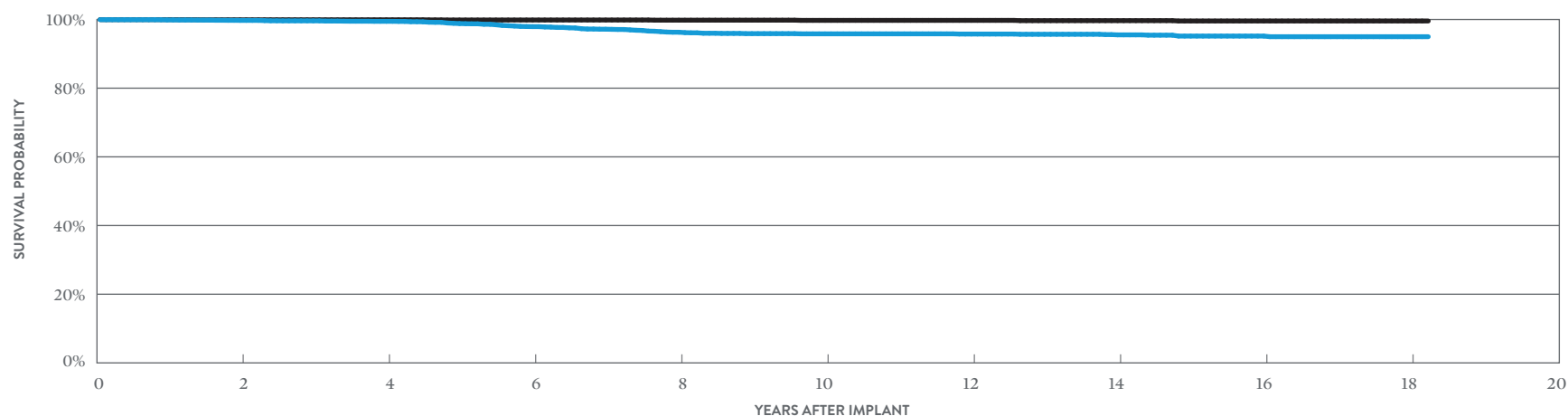
Verity ADx™ XL SR MODEL 5156

Verity ADx™ XL SR M/S MODEL 5157M/S

Verity ADx™ XL SC MODEL 5056

US Regulatory Approval	May 2003
Registered US Implants	14,521
Estimated Active US Implants	2,520
Estimated Longevity	10.2 Years
Normal Battery Depletion	97
Number of US Advisories	None

	MALFUNCTIONS W/ COMPROMISED THERAPY		MALFUNCTIONS W/O COMPROMISED THERAPY	
	QTY	RATE	QTY	RATE
Electrical Component	1	<0.01%	4	0.03%
Electrical Interconnect	0	0.00%	0	0.00%
Battery	0	0.00%	0	0.00%
Software/Firmware	0	0.00%	1	<0.01%
Mechanical	0	0.00%	1	<0.01%
Possible Early Battery Depletion	0	0.00%	0	0.00%
Other	0	0.00%	4	0.03%
<b>Total</b>	<b>1</b>	<b>&lt;0.01%</b>	<b>10</b>	<b>0.07%</b>



#### INCLUDING NORMAL BATTERY DEPLETION

YEAR	2	4	6	8	10	12	14	16	18	AT 219 MONTHS
SURVIVAL PROBABILITY	99.73%	99.46%	97.92%	96.29%	95.82%	95.76%	95.52%	95.17%	94.99%	94.99%
± 1 STANDARD ERROR	0.05%	0.07%	0.18%	0.26%	0.28%	0.28%	0.29%	0.32%	0.35%	0.35%
SAMPLE SIZE	10,760	7,640	5,470	4,160	3,360	2,890	2,410	1,420	450	230

#### EXCLUDING NORMAL BATTERY DEPLETION

YEAR	2	4	6	8	10	12	14	16	18	AT 219 MONTHS
SURVIVAL PROBABILITY	99.91%	99.91%	99.85%	99.80%	99.74%	99.74%	99.66%	99.56%	99.56%	99.56%
± 1 STANDARD ERROR	0.03%	0.03%	0.04%	0.05%	0.07%	0.07%	0.09%	0.11%	0.11%	0.11%

# Single-Chamber Pacemakers

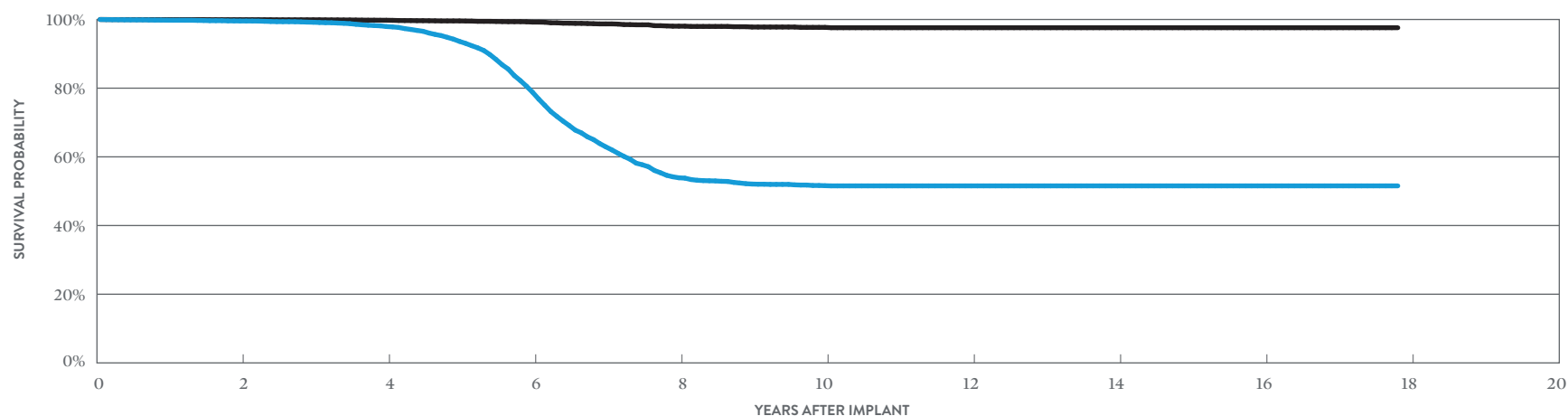
## CUSTOMER REPORTED PERFORMANCE DATA

### Identity ADx™ SR

#### MODEL 5180

US Regulatory Approval	May 2003
Registered US Implants	20,873
Estimated Active US Implants	1,593
Estimated Longevity	5.7 Years
Normal Battery Depletion	1,243
Number of US Advisories	None

	MALFUNCTIONS W/ COMPROMISED THERAPY		MALFUNCTIONS W/O COMPROMISED THERAPY	
	QTY	RATE	QTY	RATE
Electrical Component	0	0.00%	35	0.17%
Electrical Interconnect	0	0.00%	0	0.00%
Battery	0	0.00%	0	0.00%
Software/Firmware	0	0.00%	6	0.03%
Mechanical	0	0.00%	1	<0.01%
Possible Early Battery Depletion	0	0.00%	8	0.04%
Other	0	0.00%	8	0.04%
<b>Total</b>	<b>0</b>	<b>0.00%</b>	<b>58</b>	<b>0.28%</b>



#### INCLUDING NORMAL BATTERY DEPLETION

YEAR	2	4	6	8	10	12	14	16	AT 214 MONTHS
SURVIVAL PROBABILITY	99.56%	97.94%	78.79%	53.90%	51.60%	51.55%	51.55%	51.55%	51.55%
± 1 STANDARD ERROR	0.05%	0.12%	0.45%	0.63%	0.64%	0.65%	0.65%	0.65%	0.65%
SAMPLE SIZE	15,120	10,380	6,330	3,150	2,030	1,630	1,340	880	210

#### EXCLUDING NORMAL BATTERY DEPLETION

YEAR	2	4	6	8	10	12	14	16	AT 214 MONTHS
SURVIVAL PROBABILITY	99.94%	99.78%	99.23%	98.05%	97.70%	97.60%	97.60%	97.60%	97.60%
± 1 STANDARD ERROR	0.02%	0.04%	0.09%	0.21%	0.24%	0.25%	0.25%	0.25%	0.25%

# Single-Chamber Pacemakers

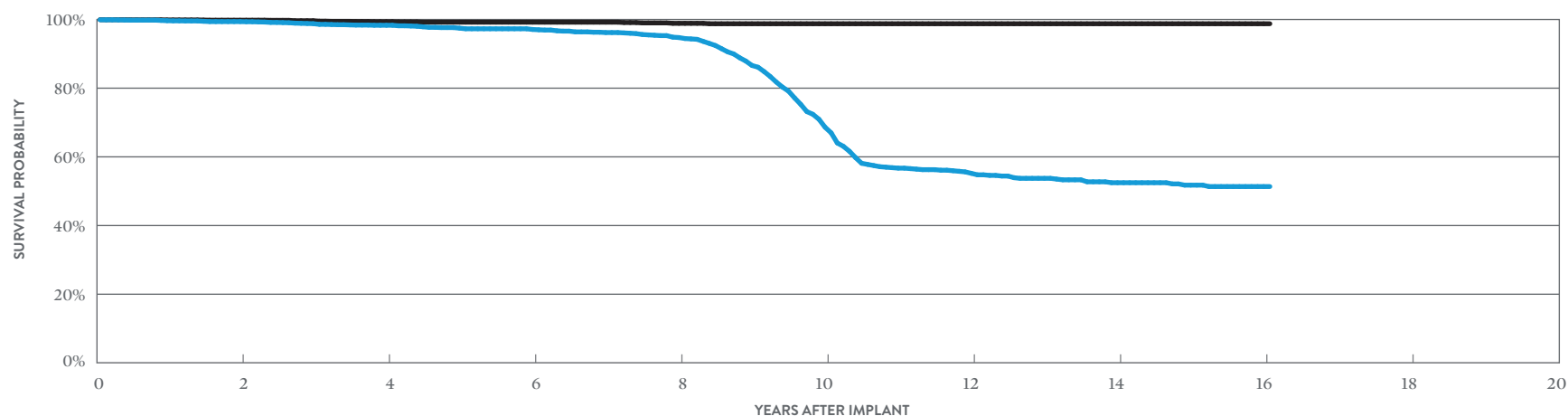
## CUSTOMER REPORTED PERFORMANCE DATA

Microny™

MODELS 2425T, 2525T & 2535K

US Regulatory Approval	April 2001
Registered US Implants	7,981
Estimated Active US Implants	1,442
Estimated Longevity	7.5 Years
Normal Battery Depletion	315
Number of US Advisories	None

	MALFUNCTIONS W/ COMPROMISED THERAPY		MALFUNCTIONS W/O COMPROMISED THERAPY	
	QTY	RATE	QTY	RATE
Electrical Component	0	0.00%	1	0.01%
Electrical Interconnect	0	0.00%	0	0.00%
Battery	0	0.00%	0	0.00%
Software/Firmware	0	0.00%	0	0.00%
Mechanical	0	0.00%	0	0.00%
Possible Early Battery Depletion	0	0.00%	1	0.01%
Other	0	0.00%	0	0.00%
<b>Total</b>	<b>0</b>	<b>0.00%</b>	<b>2</b>	<b>0.03%</b>



### INCLUDING NORMAL BATTERY DEPLETION

YEAR	2	4	6	8	10	12	14	16	AT 193 MONTHS
SURVIVAL PROBABILITY	99.38%	98.31%	97.09%	94.74%	68.62%	55.20%	52.47%	51.35%	51.35%
± 1 STANDARD ERROR	0.10%	0.19%	0.26%	0.43%	1.12%	1.26%	1.30%	1.36%	1.36%
SAMPLE SIZE	5,280	3,650	2,560	1,810	1,210	730	450	240	200

### EXCLUDING NORMAL BATTERY DEPLETION

YEAR	2	4	6	8	10	12	14	16	AT 193 MONTHS
SURVIVAL PROBABILITY	99.79%	99.34%	99.21%	98.88%	98.76%	98.76%	98.76%	98.76%	98.76%
± 1 STANDARD ERROR	0.06%	0.12%	0.14%	0.19%	0.21%	0.21%	0.21%	0.21%	0.21%

SUMMARY INFORMATION  
Single-Chamber  
Pacemakers

## Single-Chamber Pacemakers Survival Probability Summary

### INCLUDING NORMAL BATTERY DEPLETION

MODELS	FAMILY	1 YEAR	2 YEAR	3 YEAR	4 YEAR	5 YEAR	6 YEAR	7 YEAR	8 YEAR	9 YEAR	10 YEAR
PM1272	AssurityMRI™	99.93%	99.81%	99.42%	98.93%	98.05%					
PM1160	Endurity™ SR	99.84%	99.84%	99.84%	99.84%	99.71%	99.57%	99.41%	98.97%		
PM1240	Assurity™ SR	99.98%	99.96%	99.91%	99.77%	99.42%	98.94%	98.66%	98.27%		
PM1110	Accent™ SR	99.92%	99.87%	99.85%	99.80%	99.77%	99.66%	99.54%	99.54%	99.54%	99.54%
PM1210	Accent™ SR RF	99.89%	99.80%	99.76%	99.73%	99.60%	99.41%	99.24%	99.20%	99.19%	99.19%
5626	Zephyr™ XL SR	99.92%	99.81%	99.71%	99.61%	99.44%	99.32%	99.30%	99.27%	99.13%	98.87%
5620	Zephyr™ SR	99.86%	99.74%	99.47%	98.81%	95.62%	93.97%	93.75%	93.55%	93.43%	93.32%
5610	Victory™ SR	99.92%	99.62%	99.39%	98.27%	89.29%	73.27%	68.82%	67.86%	67.56%	67.34%
5156/5157/5056	Verity ADx™ XL SR/SR(M/S)/SC	99.87%	99.73%	99.60%	99.46%	98.81%	97.92%	97.17%	96.29%	95.88%	95.82%
5180	Identity ADx™ SR	99.79%	99.56%	99.19%	97.94%	93.62%	78.79%	62.92%	53.90%	52.08%	51.60%
2425T/2525T/2535T	Microny™	99.64%	99.38%	98.78%	98.31%	97.47%	97.09%	96.19%	94.74%	86.61%	68.62%

## Single-Chamber Pacemakers Survival Probability Summary

### EXCLUDING NORMAL BATTERY DEPLETION

MODELS	FAMILY	1 YEAR	2 YEAR	3 YEAR	4 YEAR	5 YEAR	6 YEAR	7 YEAR	8 YEAR	9 YEAR	10 YEAR
PM1272	AssurityMRI™	99.93%	99.81%	99.48%	99.00%	98.17%					
PM1160	Endurity™ SR	99.84%	99.84%	99.84%	99.84%	99.71%	99.71%	99.71%	99.71%		
PM1240	Assurity™ SR	99.98%	99.96%	99.93%	99.83%	99.60%	99.21%	98.97%	98.73%		
PM1110	Accent™ SR	99.96%	99.94%	99.92%	99.92%	99.92%	99.92%	99.92%	99.92%	99.92%	99.92%
PM1210	Accent™ SR RF	99.93%	99.87%	99.83%	99.81%	99.76%	99.74%	99.73%	99.71%	99.71%	99.71%
5626	Zephyr™ XL SR	99.94%	99.93%	99.93%	99.87%	99.83%	99.83%	99.80%	99.80%	99.74%	99.71%
5620	Zephyr™ SR	99.97%	99.94%	99.92%	99.85%	99.83%	99.80%	99.77%	99.65%	99.56%	99.50%
5610	Victory™ SR	99.98%	99.96%	99.91%	99.82%	98.97%	98.81%	98.68%	98.18%	97.99%	97.88%
5156/5157/5056	Verity ADx™ XL SR/SR(M/S)/SC	99.97%	99.91%	99.91%	99.91%	99.85%	99.85%	99.85%	99.80%	99.80%	99.74%
5180	Identity ADx™ SR	99.96%	99.94%	99.91%	99.78%	99.58%	99.23%	98.71%	98.05%	97.80%	97.70%
2425T/2525T/2535T	Microny™	99.87%	99.79%	99.63%	99.34%	99.21%	99.21%	99.21%	98.88%	98.76%	98.76%

# Single-Chamber Pacemakers

## US Malfunction Summary

### WITH COMPROMISED THERAPY

MODELS	FAMILY	REGISTERED US IMPLANTS	PERCENT RETURNED FOR ANALYSIS	ELECTRICAL COMPONENT		ELECTRICAL INTERCONNECT		BATTERY		SOFTWARE/FIRMWARE		MECHANICAL		POSSIBLE EARLY BATTERY DEPLETION		OTHER		TOTAL	
				QTY	RATE	QTY	RATE	QTY	RATE	QTY	RATE	QTY	RATE	QTY	RATE	QTY	RATE	QTY	RATE
PM1272	Assurity MRI™	33,447	4.10%	0	0.00%	0	0.00%	0	0.00%	0	0.00%	0	0.00%	0	0.00%	0	0.00%	0	0.00%
PM1160	Endurity™ SR	2,564	5.90%	0	0.00%	0	0.00%	0	0.00%	0	0.00%	0	0.00%	0	0.00%	0	0.00%	0	0.00%
PM1240	Assurity™ SR	28,708	6.50%	0	0.00%	0	0.00%	0	0.00%	0	0.00%	3	0.01%	0	0.00%	0	0.00%	3	0.01%
PM1110	Accent™ SR	13,595	7.90%	0	0.00%	0	0.00%	0	0.00%	0	0.00%	0	0.00%	0	0.00%	0	0.00%	0	0.00%
PM1210	Accent™ SR RF	39,814	7.80%	3	<0.01%	1	<0.01%	0	0.00%	0	0.00%	0	0.00%	2	<0.01%	0	0.00%	6	0.02%
5626	Zephyr™ XL SR	20,661	11.50%	0	0.00%	1	<0.01%	0	0.00%	0	0.00%	0	0.00%	0	0.00%	1	<0.01%	2	<0.01%
5620	Zephyr™ SR	17,529	11.80%	0	0.00%	0	0.00%	0	0.00%	0	0.00%	1	<0.01%	0	0.00%	0	0.00%	1	<0.01%
5610	Victory™ SR	13,690	15.70%	0	0.00%	0	0.00%	0	0.00%	0	0.00%	0	0.00%	0	0.00%	1	<0.01%	1	<0.01%
5156/5157/5056	Verity ADx™ XL SR/SR(M/S)/SC	14,521	7.90%	1	<0.01%	0	0.00%	0	0.00%	0	0.00%	0	0.00%	0	0.00%	0	0.00%	1	<0.01%
5180	Identity ADx™ SR	20,873	13.40%	0	0.00%	0	0.00%	0	0.00%	0	0.00%	0	0.00%	0	0.00%	0	0.00%	0	0.00%
2425T/2525T/2535T	Microny™	7,981	7.40%	0	0.00%	0	0.00%	0	0.00%	0	0.00%	0	0.00%	0	0.00%	0	0.00%	0	0.00%

Definitions of malfunction categories can be found on [pages 5-6](#).



# Single-Chamber Pacemakers

## US Malfunction Summary

### WITHOUT COMPROMISED THERAPY

MODELS	FAMILY	REGISTERED US IMPLANTS	PERCENT RETURNED FOR ANALYSIS	ELECTRICAL COMPONENT		ELECTRICAL INTERCONNECT		BATTERY		SOFTWARE/FIRMWARE		MECHANICAL		POSSIBLE EARLY BATTERY DEPLETION		OTHER		TOTAL	
				QTY	RATE	QTY	RATE	QTY	RATE	QTY	RATE	QTY	RATE	QTY	RATE	QTY	RATE	QTY	RATE
PM1272	Assurity MRI™	33,447	4.10%	2	<0.01%	0	0.00%	0	0.00%	3	<0.01%	78	0.23%	0	0.00%	0	0.00%	83	0.25%
PM1160	Endurity™ SR	2,564	5.90%	0	0.00%	0	0.00%	0	0.00%	0	0.00%	2	0.08%	0	0.00%	1	0.04%	3	0.12%
PM1240	Assurity™ SR	28,708	6.50%	4	0.01%	0	0.00%	0	0.00%	3	0.01%	63	0.22%	1	<0.01%	0	0.00%	71	0.25%
PM1110	Accent™ SR	13,595	7.90%	2	0.01%	0	0.00%	0	0.00%	1	<0.01%	0	0.00%	1	<0.01%	0	0.00%	4	0.03%
PM1210	Accent™ SR RF	39,814	7.80%	11	0.03%	3	<0.01%	1	<0.01%	1	<0.01%	4	0.01%	3	<0.01%	8	0.02%	31	0.08%
5626	Zephyr™ XL SR	20,661	11.50%	4	0.02%	0	0.00%	0	0.00%	0	0.00%	0	0.00%	0	0.00%	12	0.06%	16	0.08%
5620	Zephyr™ SR	17,529	11.80%	4	0.02%	0	0.00%	0	0.00%	2	0.01%	0	0.00%	0	0.00%	11	0.06%	17	0.10%
5610	Victory™ SR	13,690	15.70%	25	0.18%	0	0.00%	0	0.00%	1	<0.01%	0	0.00%	1	<0.01%	12	0.09%	39	0.28%
5156/5157/5056	Verity ADx™ XL SR/SR(M/S)/SC	14,521	7.90%	4	0.03%	0	0.00%	0	0.00%	1	<0.01%	1	<0.01%	0	0.00%	4	0.03%	10	0.07%
5180	Identity ADx™ SR	20,873	13.40%	35	0.17%	0	0.00%	0	0.00%	6	0.03%	1	<0.01%	8	0.04%	8	0.04%	58	0.28%
2425T/2525T/2535T	Microny™	7,981	7.40%	1	0.01%	0	0.00%	0	0.00%	0	0.00%	0	0.00%	1	0.01%	0	0.00%	2	0.03%

Definitions of malfunction categories can be found on [pages 5-6](#).

## Single-Chamber Pacemakers

### Worldwide Malfunction Summary

#### WITH COMPROMISED THERAPY

MODELS	FAMILY	WORLDWIDE SALES	PERCENT RETURNED FOR ANALYSIS	ELECTRICAL COMPONENT		ELECTRICAL INTERCONNECT		BATTERY		SOFTWARE/FIRMWARE		MECHANICAL		POSSIBLE EARLY BATTERY DEPLETION		OTHER		TOTAL	
				QTY	RATE	QTY	RATE	QTY	RATE	QTY	RATE	QTY	RATE	QTY	RATE	QTY	RATE	QTY	RATE
PM1272	Assurity MRI™	136,681	1.06%	2	<0.01%	0	0.00%	0	0.00%	0	0.00%	0	0.00%	1	<0.01%	0	0.00%	3	<0.01%
PM1160	Endurity™ SR	27,317	0.82%	1	<0.01%	0	0.00%	0	0.00%	0	0.00%	2	<0.01%	0	0.00%	0	0.00%	3	0.01%
PM1240	Assurity™ SR	32,369	5.55%	0	0.00%	0	0.00%	0	0.00%	0	0.00%	3	<0.01%	0	0.00%	0	0.00%	3	<0.01%
PM1110	Accent™ SR	58,903	2.16%	0	0.00%	0	0.00%	0	0.00%	0	0.00%	0	0.00%	0	0.00%	0	0.00%	0	0.00%
PM1210	Accent™ SR RF	49,812	6.34%	5	0.01%	1	<0.01%	0	0.00%	0	0.00%	0	0.00%	2	<0.01%	0	0.00%	8	0.02%

#### WITHOUT COMPROMISED THERAPY

MODELS	FAMILY	WORLDWIDE SALES	PERCENT RETURNED FOR ANALYSIS	ELECTRICAL COMPONENT		ELECTRICAL INTERCONNECT		BATTERY		SOFTWARE/FIRMWARE		MECHANICAL		POSSIBLE EARLY BATTERY DEPLETION		OTHER		TOTAL	
				QTY	RATE	QTY	RATE	QTY	RATE	QTY	RATE	QTY	RATE	QTY	RATE	QTY	RATE	QTY	RATE
PM1272	Assurity MRI™	136,681	1.06%	3	<0.01%	0	0.00%	0	0.00%	3	<0.01%	79	0.06%	0	0.00%	0	0.00%	85	0.06%
PM1160	Endurity™ SR	27,317	0.82%	0	0.00%	0	0.00%	0	0.00%	0	0.00%	5	0.02%	0	0.00%	1	<0.01%	6	0.02%
PM1240	Assurity™ SR	32,369	5.55%	5	0.02%	0	0.00%	0	0.00%	4	0.01%	63	0.19%	1	<0.01%	0	0.00%	73	0.23%
PM1110	Accent™ SR	58,903	2.16%	5	<0.01%	0	0.00%	0	0.00%	2	<0.01%	0	0.00%	1	<0.01%	3	<0.01%	11	0.02%
PM1210	Accent™ SR RF	49,812	6.34%	14	0.03%	4	<0.01%	1	<0.01%	1	<0.01%	4	<0.01%	3	<0.01%	10	0.02%	37	0.07%

Definitions of malfunction categories can be found on [pages 5-6](#).

## Single-Chamber Pacemakers

### Actively Monitored Study Data Summary

#### QUALIFYING COMPLICATIONS

MODELS	NUMBER OF DEVICES ENROLLED	ACTIVE DEVICES ENROLLED	CUMULATIVE MONTHS OF FOLLOW-UP	LOSS OF TELEMETRY		PERICARDIAL EFFUSION		PREMATURE BATTERY DEPLETION		SKIN EROSION		TOTAL	
				QTY	RATE	QTY	RATE	QTY	RATE	QTY	RATE	QTY	RATE
PM1210	236	0	6,085	0	0.00%	0	0.00%	0	0.00%	0	0.00%	0	0.00%
5626	230	0	6,626	0	0.00%	0	0.00%	0	0.00%	0	0.00%	0	0.00%

#### MALFUNCTIONS WITH COMPROMISED THERAPY

MODELS	FAMILY	NUMBER OF DEVICES ENROLLED	PERCENT RETURNED FOR ANALYSIS	ELECTRICAL COMPONENT		ELECTRICAL INTERCONNECT		BATTERY		SOFTWARE/ FIRM-WARE		MECHANICAL		POSSIBLE EARLY BATTERY DEPLETION		OTHER		TOTAL	
				QTY	RATE	QTY	RATE	QTY	RATE	QTY	RATE	QTY	RATE	QTY	RATE	QTY	RATE	QTY	RATE
PM1210	Accent™ VR	236	9.30%	0	0.00%	0	0.00%	0	0.00%	0	0.00%	0	0.00%	0	0.00%	0	0.00%	0	0.00%
5626	Zephyr™ XL SR	230	15.20%	0	0.00%	0	0.00%	0	0.00%	0	0.00%	0	0.00%	0	0.00%	0	0.00%	0	0.00%

#### MALFUNCTIONS WITHOUT COMPROMISED THERAPY

MODELS	FAMILY	NUMBER OF DEVICES ENROLLED	PERCENT RETURNED FOR ANALYSIS	ELECTRICAL COMPONENT		ELECTRICAL INTERCONNECT		BATTERY		SOFTWARE/ FIRM-WARE		MECHANICAL		POSSIBLE EARLY BATTERY DEPLETION		OTHER		TOTAL	
				QTY	RATE	QTY	RATE	QTY	RATE	QTY	RATE	QTY	RATE	QTY	RATE	QTY	RATE	QTY	RATE
PM1210	Accent™ VR	236	9.30%	0	0.00%	0	0.00%	0	0.00%	0	0.00%	0	0.00%	0	0.00%	0	0.00%	0	0.00%
5626	Zephyr™ XL SR	230	15.20%	0	0.00%	0	0.00%	0	0.00%	0	0.00%	0	0.00%	0	0.00%	0	0.00%	0	0.00%

A list of complications can be found on [page 12](#).

Definitions of malfunction categories can be found on [pages 5-6](#).

# Pacing Leads

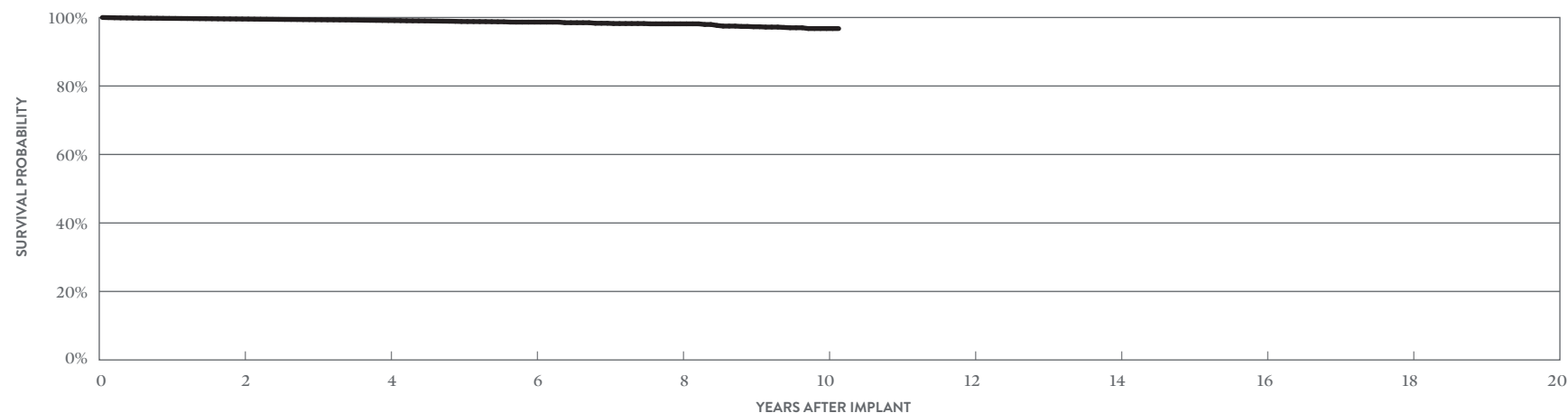
# Pacing Leads

## CUSTOMER REPORTED PERFORMANCE DATA

### Tendril MRI™

#### MODEL LPA1200M

		ACUTE OBSERVATIONS (POST IMPLANT, ≤30 DAYS)		CHRONIC COMPLICATIONS (>30 DAYS)		MALFUNCTIONS		
		QTY	RATE	QTY	RATE		QTY	RATE
US Regulatory Approval	January 2017			Cardiac Perforation	54	0.03%	22	0.01%
Registered US Implants	187,649			Conductor Fracture	3	<0.01%	103	0.05%
Estimated Active US Implants	115,404			Lead Dislodgement	400	0.21%	476	0.25%
Insulation	Optim™*			Failure to Capture	64	0.03%	296	0.16%
Type and/or Fixation	Active			Oversensing	18	<0.01%	583	0.31%
Polarity	Bipolar			Failure to Sense	27	0.01%	53	0.03%
Steroid	Yes			Insulation Breach	1	<0.01%	31	0.02%
Number of US Advisories	None			Abnormal Pacing Impedance	2	<0.01%	69	0.04%
				Extracardiac Stimulation	8	<0.01%	12	<0.01%
				Other	62	0.03%	41	0.02%
				<b>Total</b>	<b>639</b>	<b>0.34%</b>	<b>1686</b>	<b>0.90%</b>
				<b>Total Returned for Analysis</b>	<b>235</b>		<b>470</b>	



YEAR	2	4	6	8	10	AT 122 MONTHS
SURVIVAL PROBABILITY	99.55%	99.12%	98.65%	98.15%	96.77%	96.77%
± 1 STANDARD ERROR	0.02%	0.03%	0.05%	0.21%	0.42%	0.42%
SAMPLE SIZE	142,220	97,840	18,770	1,120	670	240

\*Optim™ lead insulation is a copolymer of silicone and polyurethane.

# Pacing Leads

## CUSTOMER REPORTED PERFORMANCE DATA

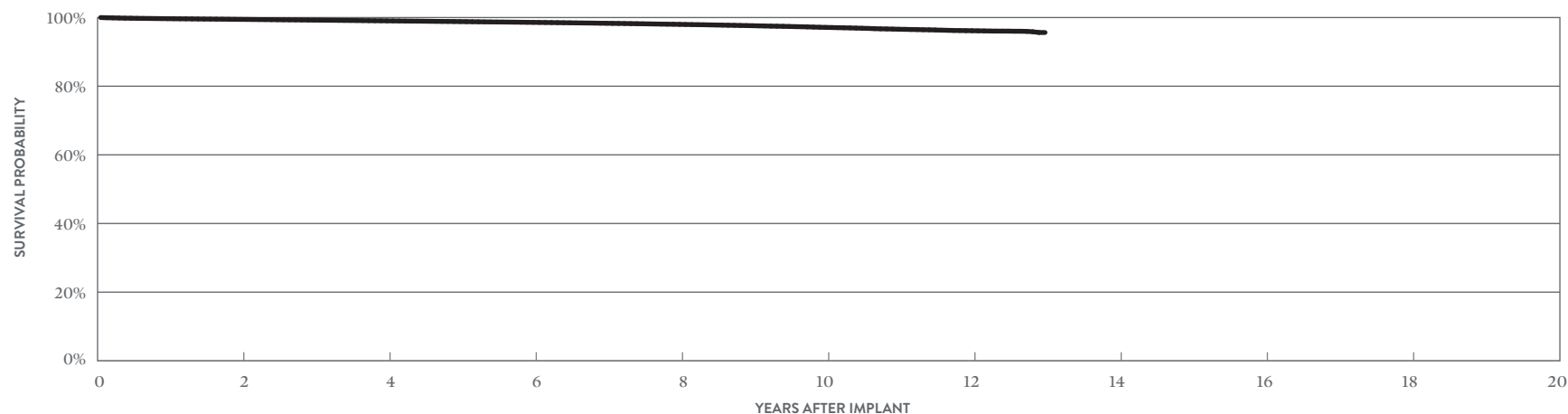
### Tendril™ STS

#### MODEL 2088TC

US Regulatory Approval	May 2009
Registered US Implants	1,093,161
Estimated Active US Implants	579,730
Insulation	Optim™*
Type and/or Fixation	Active
Polarity	Bipolar
Steroid	Yes
Number of US Advisories	None

	ACUTE OBSERVATIONS (POST IMPLANT, ≤30 DAYS)		CHRONIC COMPLICATIONS (>30 DAYS)	
	QTY	RATE	QTY	RATE
Cardiac Perforation	277	0.03%	145	0.01%
Conductor Fracture	10	<0.01%	492	0.05%
Lead Dislodgement	1587	0.15%	2530	0.23%
Failure to Capture	480	0.04%	2109	0.19%
Oversensing	127	0.01%	6825	0.62%
Failure to Sense	66	<0.01%	277	0.03%
Insulation Breach	21	<0.01%	489	0.04%
Abnormal Pacing Impedance	59	<0.01%	479	0.04%
Extracardiac Stimulation	14	<0.01%	93	<0.01%
Other	230	0.02%	371	0.03%
<b>Total</b>	<b>2871</b>	<b>0.26%</b>	<b>13810</b>	<b>1.26%</b>
<b>Total Returned for Analysis</b>	<b>994</b>		<b>3548</b>	

MALFUNCTIONS	QTY	RATE
Conductor Fracture	111	0.01%
Insulation Breach	1125	0.10%
Crimps, Welds & Bonds	0	0.00%
Other	34	<0.01%
Extrinsic Factors	2364	0.22%
<b>Total</b>	<b>3634</b>	<b>0.33%</b>



YEAR	2	4	6	8	10	12	AT 156 MONTHS
SURVIVAL PROBABILITY	99.46%	99.04%	98.59%	98.01%	97.13%	96.16%	95.64%
± 1 STANDARD ERROR	0.01%	0.01%	0.02%	0.02%	0.03%	0.06%	0.26%
SAMPLE SIZE	761,190	498,210	348,120	214,010	107,200	30,360	230

\*Optim™ lead insulation is a copolymer of silicone and polyurethane.

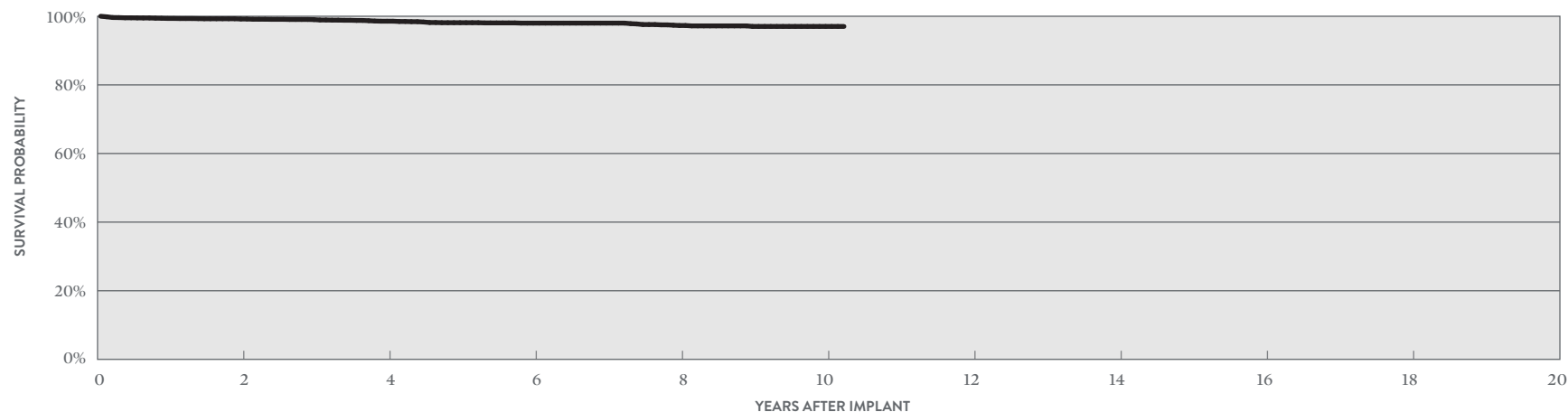
# Pacing Leads

## ACTIVELY MONITORED STUDY DATA

### Tendril™ STS

#### MODEL 2088TC

		QUALIFYING COMPLICATIONS			MALFUNCTIONS		
			QTY	RATE		QTY	RATE
US Regulatory Approval	May 2009	Abnormal Pacing Impedance	1	0.03%	Conductor Fracture	1	0.03%
Number of Devices Enrolled in Study	3,886	Cardiac Perforation	1	0.03%	Insulation Breach	13	0.33%
Active Devices Enrolled in Study	0	Conductor Fracture	8	0.21%	Crimps, Welds & Bonds	0	0.00%
Cumulative Months of Follow-up	231,422	Extracardiac Stimulation	1	0.03%	Other	0	0.00%
Insulation	Optim™*	Failure to Capture	11	0.28%	Extrinsic Factors	13	0.33%
Type and/or Fixation	Active	Failure to Sense	4	0.10%	<b>Total</b>	<b>27</b>	<b>0.69%</b>
Polarity	Bipolar	Insulation Breach	8	0.21%			
Steroid	Yes	Lead Dislodgement	15	0.39%			
		Oversensing	16	0.41%			
		Pericardial Effusion	1	0.03%			



YEAR	2	4	6	8	10	AT 123 MONTHS
SURVIVAL PROBABILITY	99.20%	98.56%	98.00%	97.30%	97.03%	97.03%
± 1 STANDARD ERROR	0.14%	0.22%	0.27%	0.36%	0.42%	0.42%
SAMPLE SIZE	3,250	2,360	1,700	1,140	340	70

\*Optim™ lead insulation is a copolymer of silicone and polyurethane.

# Pacing Leads

## CUSTOMER REPORTED PERFORMANCE DATA

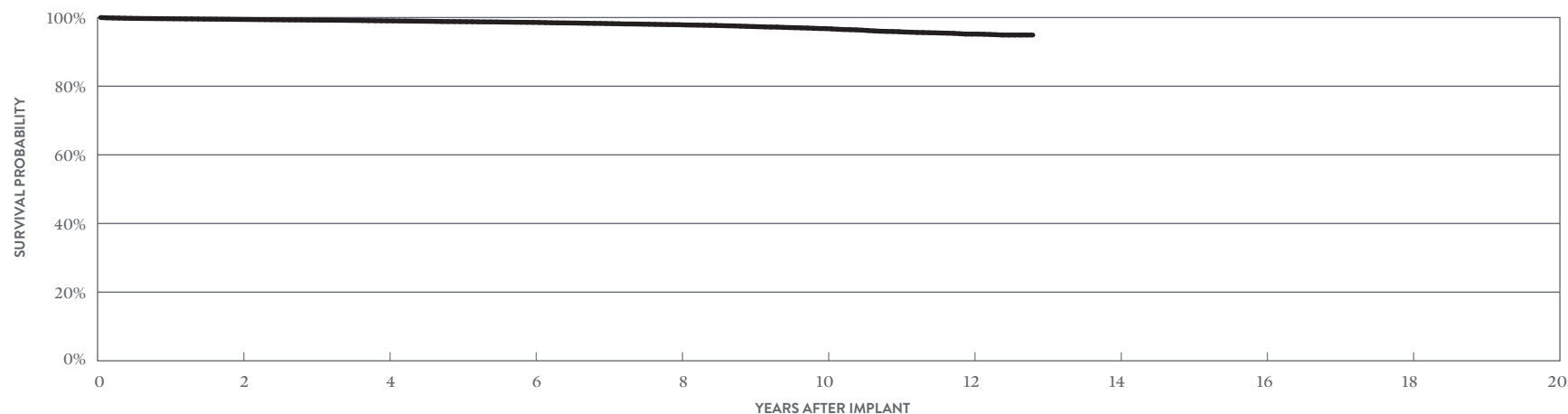
### OptiSense™

#### MODEL 1999

US Regulatory Approval	May 2007
Registered US Implants	48,396
Estimated Active US Implants	20,521
Insulation	Optim*
Type and/or Fixation	Active
Polarity	Bipolar
Steroid	Yes
Number of US Advisories	None

	ACUTE OBSERVATIONS (POST IMPLANT, ≤30 DAYS)		CHRONIC COMPLICATIONS (>30 DAYS)	
	QTY	RATE	QTY	RATE
Cardiac Perforation	5	0.01%	2	<0.01%
Conductor Fracture	0	0.00%	21	0.04%
Lead Dislodgement	64	0.13%	195	0.40%
Failure to Capture	8	0.02%	118	0.24%
Oversensing	10	0.02%	568	1.17%
Failure to Sense	3	<0.01%	50	0.10%
Insulation Breach	1	<0.01%	59	0.12%
Abnormal Pacing Impedance	0	0.00%	23	0.05%
Extracardiac Stimulation	0	0.00%	2	<0.01%
Other	14	0.03%	28	0.06%
<b>Total</b>	<b>105</b>	<b>0.22%</b>	<b>1066</b>	<b>2.20%</b>
<b>Total Returned for Analysis</b>	<b>59</b>		<b>274</b>	

MALFUNCTIONS	QTY	RATE
Conductor Fracture	7	0.01%
Insulation Breach	85	0.18%
Crimps, Welds & Bonds	0	0.00%
Other	7	0.01%
Extrinsic Factors	188	0.39%
<b>Total</b>	<b>287</b>	<b>0.59%</b>



YEAR	2	4	6	8	10	12	AT 154 MONTHS
SURVIVAL PROBABILITY	99.45%	99.04%	98.59%	97.91%	96.78%	95.18%	94.91%
± 1 STANDARD ERROR	0.03%	0.05%	0.06%	0.08%	0.12%	0.21%	0.25%
SAMPLE SIZE	40,980	34,080	27,970	19,910	11,040	3,830	260

\*Optim™ lead insulation is a copolymer of silicone and polyurethane.



# Pacing Leads

## ACTIVELY MONITORED STUDY DATA

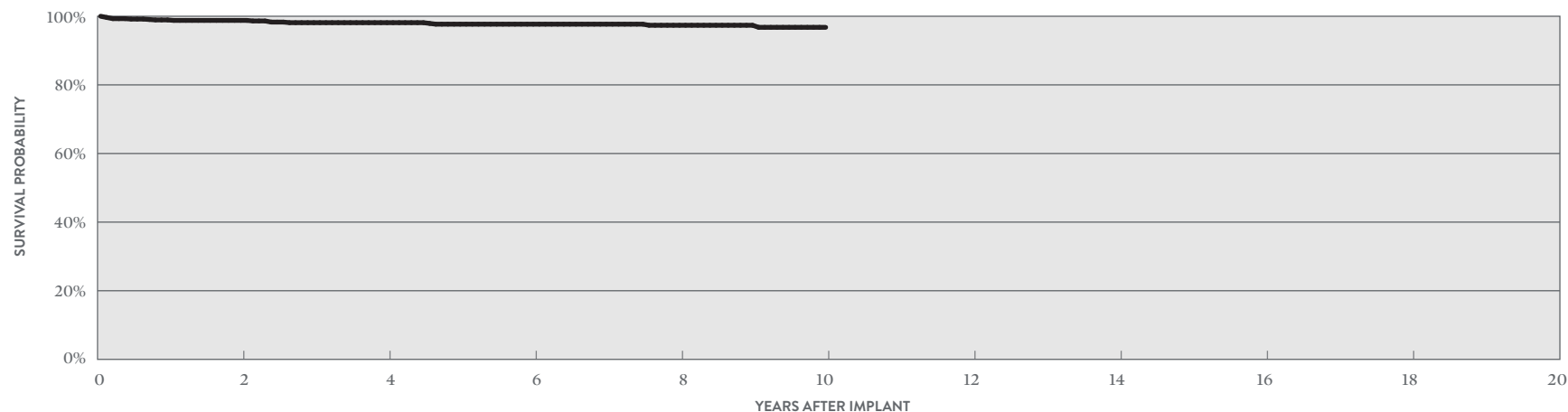
### OptiSense™

#### MODEL 1999

US Regulatory Approval	October 2009
Number of Devices Enrolled in Study	877
Active Devices Enrolled in Study	0
Cumulative Months of Follow-up	53,426
Insulation	Optim™*
Type and/or Fixation	Active
Polarity	Bipolar
Steroid	Yes

QUALIFYING COMPLICATIONS	QTY	RATE
Abnormal Pacing Impedance	1	0.11%
Conductor Fracture	2	0.23%
Failure to Sense	2	0.23%
Insulation Breach	1	0.11%
Lead Dislodgement	11	1.25%
Oversensing	1	0.11%

MALFUNCTIONS	QTY	RATE
Conductor Fracture	0	0.00%
Insulation Breach	6	0.68%
Crimps, Welds & Bonds	0	0.00%
Other	0	0.00%
Extrinsic Factors	9	1.03%
<b>Total</b>	<b>15</b>	<b>1.71%</b>



YEAR	2	4	6	8	10
SURVIVAL PROBABILITY	98.79%	98.13%	97.69%	97.37%	96.77%
± 1 STANDARD ERROR	0.38%	0.50%	0.59%	0.67%	0.90%
SAMPLE SIZE	700	510	400	310	50

\*Optim™ lead insulation is a copolymer of silicone and polyurethane.

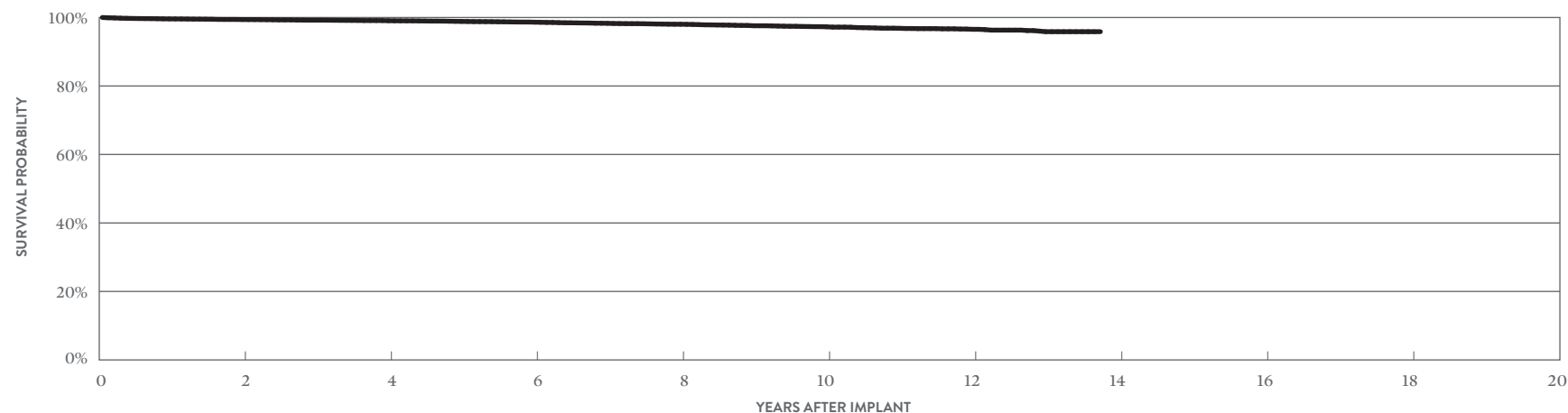
# Pacing Leads

## CUSTOMER REPORTED PERFORMANCE DATA

### IsoFlex™ Optim™

#### MODEL 1944

		ACUTE OBSERVATIONS (POST IMPLANT, ≤30 DAYS)		CHRONIC COMPLICATIONS (>30 DAYS)		MALFUNCTIONS			
		QTY	RATE	QTY	RATE		QTY	RATE	
US Regulatory Approval	March 2008	Cardiac Perforation	0	0.00%	1	<0.01%	Conductor Fracture	0	0.00%
Registered US Implants	20,619	Conductor Fracture	0	0.00%	12	0.06%	Insulation Breach	17	0.08%
Estimated Active US Implants	8,869	Lead Dislodgement	111	0.54%	77	0.37%	Crimps, Welds & Bonds	0	0.00%
Insulation	Optim™*	Failure to Capture	16	0.08%	62	0.30%	Other	1	<0.01%
Type and/or Fixation	Passive	Oversensing	1	<0.01%	182	0.88%	Extrinsic Factors	44	0.21%
Polarity	Bipolar	Failure to Sense	3	0.01%	11	0.05%	<b>Total</b>	<b>62</b>	<b>0.30%</b>
Steroid	Yes	Insulation Breach	0	0.00%	9	0.04%			
Number of US Advisories	None	Abnormal Pacing Impedance	0	0.00%	7	0.03%			
		Extracardiac Stimulation	3	0.01%	1	<0.01%			
		Other	4	0.02%	5	0.02%			
		<b>Total</b>	<b>138</b>	<b>0.67%</b>	<b>367</b>	<b>1.78%</b>			
		<b>Total Returned for Analysis</b>	<b>65</b>		<b>58</b>				



YEAR	2	4	6	8	10	12	AT 165 MONTHS
SURVIVAL PROBABILITY	99.40%	99.06%	98.63%	98.03%	97.28%	96.55%	95.86%
± 1 STANDARD ERROR	0.06%	0.07%	0.10%	0.13%	0.18%	0.24%	0.39%
SAMPLE SIZE	16,040	12,330	9,350	6,700	4,040	1,800	200

\*Optim™ lead insulation is a copolymer of silicone and polyurethane.

# Pacing Leads

## ACTIVELY MONITORED STUDY DATA

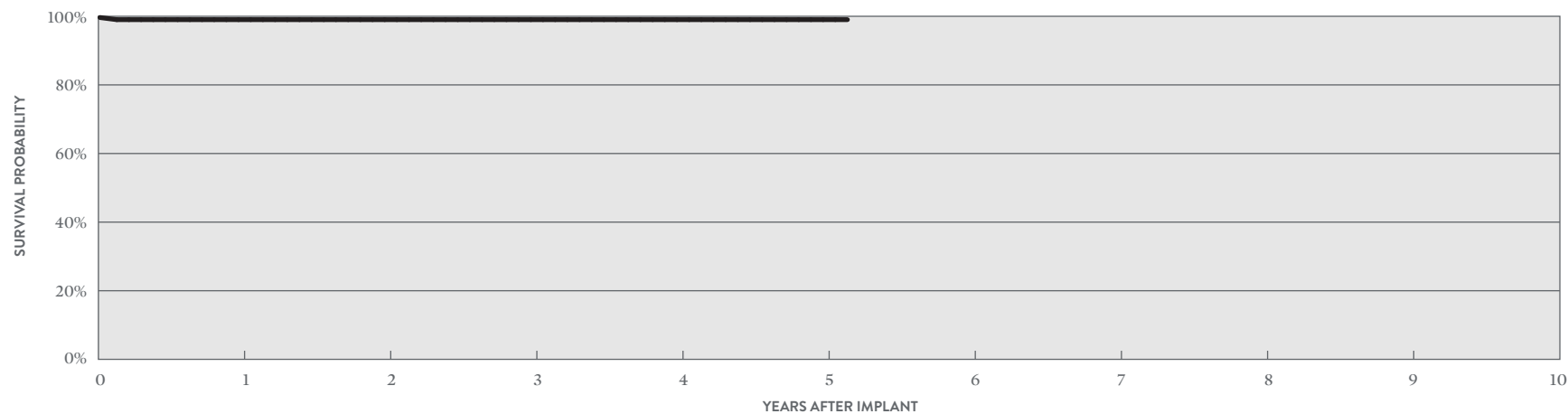
### IsoFlex™ Optim™

#### MODEL 1944

US Regulatory Approval	March 2008
Number of Devices Enrolled in Study	104
Active Devices Enrolled in Study	0
Cumulative Months of Follow-up	6,594
Insulation	Optim™*
Type and/or Fixation	Passive
Polarity	Bipolar
Steroid	Yes

QUALIFYING COMPLICATIONS	QTY	RATE
Lead Dislodgement	1	0.96%

MALFUNCTIONS	QTY	RATE
Conductor Fracture	0	0.00%
Insulation Breach	0	0.00%
Crimps, Welds & Bonds	0	0.00%
Other	0	0.00%
Extrinsic Factors	0	0.00%
<b>Total</b>	<b>0</b>	<b>0.00%</b>



YEAR	1	2	3	5	4	AT 62 MONTHS
SURVIVAL PROBABILITY	99.02%	99.02%	99.02%	99.02%	99.02%	99.02%
± 1 STANDARD ERROR	0.97%	0.97%	0.97%	0.97%	0.97%	0.97%
SAMPLE SIZE	100	80	70	60	60	50

\*Optim™ lead insulation is a copolymer of silicone and polyurethane.

# Pacing Leads

## CUSTOMER REPORTED PERFORMANCE DATA

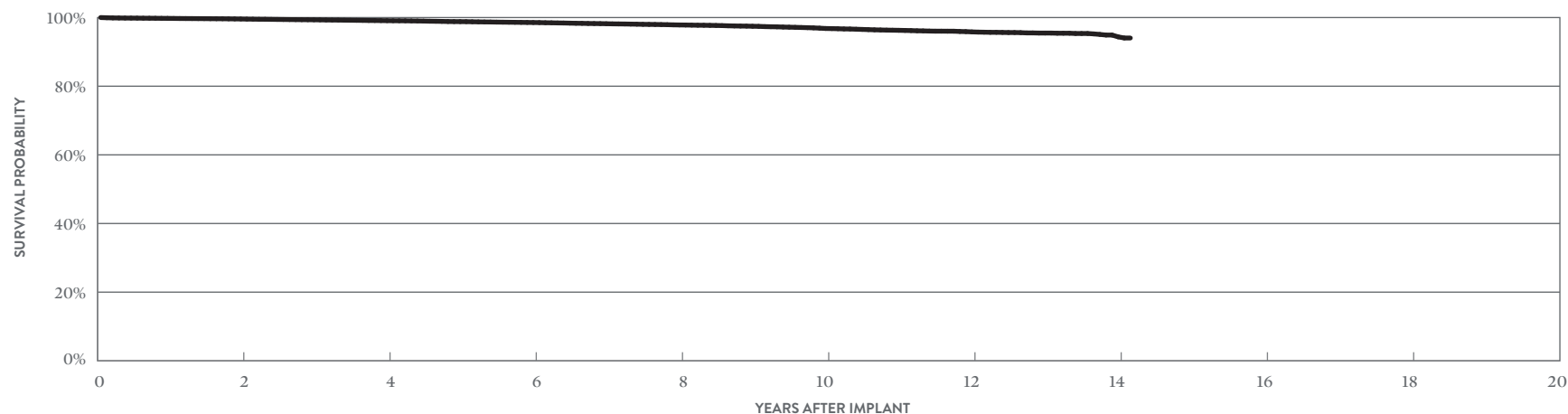
### IsoFlex™ Optim™

#### MODEL 1948

US Regulatory Approval	March 2008
Registered US Implants	77,025
Estimated Active US Implants	33,039
Insulation	Optim™*
Type and/or Fixation	Passive
Polarity	Bipolar
Steroid	Yes
Number of US Advisories	None

	ACUTE OBSERVATIONS (POST IMPLANT, ≤30 DAYS)		CHRONIC COMPLICATIONS (>30 DAYS)	
	QTY	RATE	QTY	RATE
Cardiac Perforation	5	<0.01%	12	0.02%
Conductor Fracture	1	<0.01%	127	0.16%
Lead Dislodgement	81	0.11%	93	0.12%
Failure to Capture	52	0.07%	292	0.38%
Oversensing	4	<0.01%	533	0.69%
Failure to Sense	2	<0.01%	6	<0.01%
Insulation Breach	4	<0.01%	118	0.15%
Abnormal Pacing Impedance	1	<0.01%	57	0.07%
Extracardiac Stimulation	2	<0.01%	8	0.01%
Other	8	0.01%	32	0.04%
<b>Total</b>	<b>160</b>	<b>0.21%</b>	<b>1278</b>	<b>1.66%</b>
<b>Total Returned for Analysis</b>	<b>71</b>		<b>192</b>	

MALFUNCTIONS	QTY	RATE
Conductor Fracture	20	0.03%
Insulation Breach	141	0.18%
Crimps, Welds & Bonds	0	0.00%
Other	1	<0.01%
Extrinsic Factors	111	0.14%
<b>Total</b>	<b>273</b>	<b>0.35%</b>



YEAR	2	4	6	8	10	12	14	AT 170 MONTHS
SURVIVAL PROBABILITY	99.58%	99.09%	98.55%	97.84%	96.81%	95.82%	94.37%	94.04%
± 1 STANDARD ERROR	0.02%	0.04%	0.05%	0.07%	0.10%	0.15%	0.33%	0.60%
SAMPLE SIZE	60,340	46,680	35,570	24,870	14,520	6,150	1,170	250

\*Optim™ lead insulation is a copolymer of silicone and polyurethane.

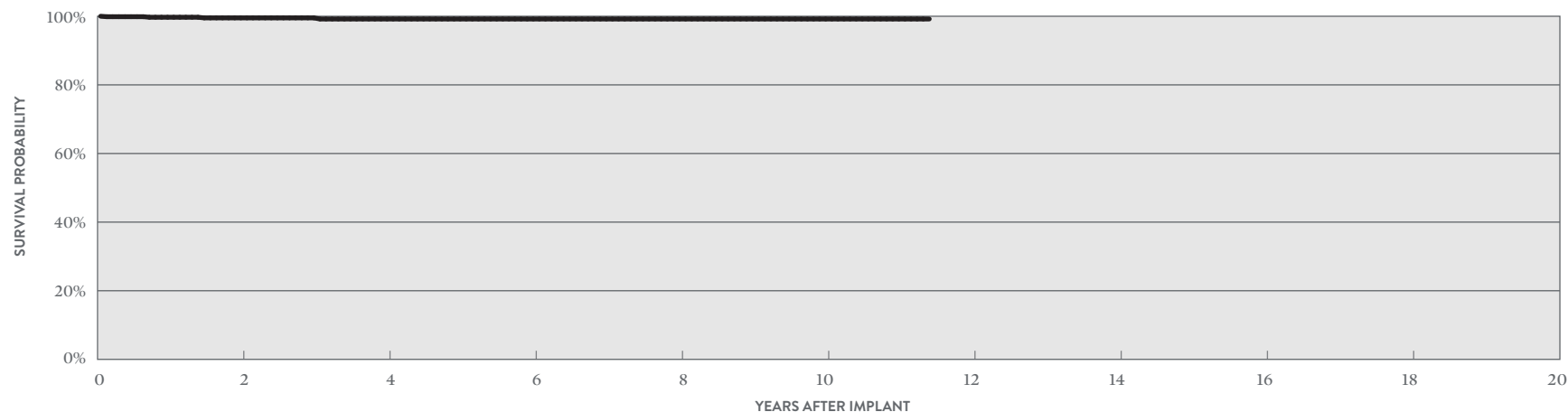
# Pacing Leads

## ACTIVELY MONITORED STUDY DATA

### IsoFlex™ Optim™

#### MODEL 1948

		QUALIFYING COMPLICATIONS		MALFUNCTIONS			
			QTY	RATE		QTY	RATE
US Regulatory Approval	March 2008	Failure to Capture	1	0.13%	Conductor Fracture	0	0.00%
Number of Devices Enrolled in Study	765	Insulation Breach	1	0.13%	Insulation Breach	5	0.65%
Active Devices Enrolled in Study	0	Lead Dislodgement	2	0.26%	Crimps, Welds & Bonds	0	0.00%
Cumulative Months of Follow-up	39,100				Other	0	0.00%
Insulation	Optim™*				Extrinsic Factors	1	0.13%
Type and/or Fixation	Passive				<b>Total</b>	<b>6</b>	<b>0.78%</b>
Polarity	Bipolar						
Steroid	Yes						



YEAR	2	4	6	8	10	AT 137 MONTHS
SURVIVAL PROBABILITY	99.52%	99.20%	99.20%	99.20%	99.20%	99.20%
± 1 STANDARD ERROR	0.28%	0.43%	0.43%	0.43%	0.43%	0.43%
SAMPLE SIZE	520	300	220	190	180	50

\*Optim™ lead insulation is a copolymer of silicone and polyurethane.

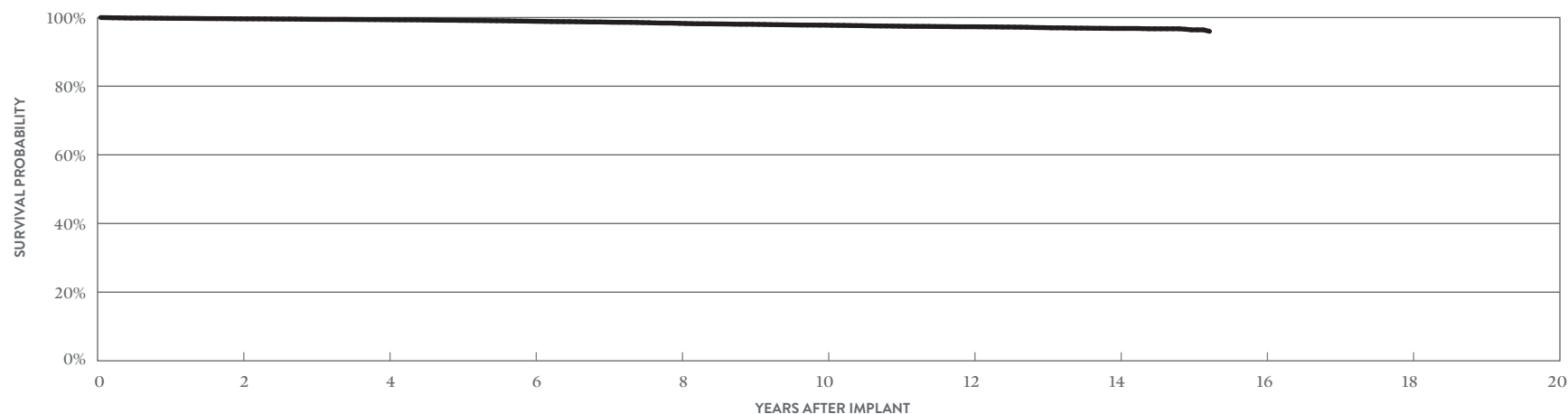
# Pacing Leads

## CUSTOMER REPORTED PERFORMANCE DATA

### OptiSense™

#### MODELS 1699T & 1699TC

		ACUTE OBSERVATIONS (POST IMPLANT, ≤30 DAYS)		CHRONIC COMPLICATIONS (>30 DAYS)		MALFUNCTIONS			
		QTY	RATE	QTY	RATE		QTY	RATE	
US Regulatory Approval	May 2007	Cardiac Perforation	1	<0.01%	0	0.00%	Conductor Fracture	14	0.06%
Registered US Implants	23,977	Conductor Fracture	0	0.00%	20	0.08%	Insulation Breach	47	0.20%
Estimated Active US Implants	6,989	Lead Dislodgement	4	0.02%	55	0.23%	Crimps, Welds & Bonds	0	0.00%
Insulation	Silicone	Failure to Capture	4	0.02%	62	0.26%	Other	0	0.00%
Type and/or Fixation	Active	Oversensing	3	0.01%	163	0.68%	Extrinsic Factors	60	0.25%
Polarity	Bipolar	Failure to Sense	8	0.03%	34	0.14%	<b>Total</b>	<b>121</b>	<b>0.50%</b>
Steroid	Yes	Insulation Breach	0	0.00%	11	0.05%			
Number of US Advisories	None	Abnormal Pacing Impedance	0	0.00%	26	0.11%			
		Extracardiac Stimulation	0	0.00%	3	0.01%			
		Other	2	<0.01%	11	0.05%			
		<b>Total</b>	<b>22</b>	<b>0.09%</b>	<b>385</b>	<b>1.61%</b>			
		<b>Total Returned for Analysis</b>	<b>16</b>		<b>89</b>				



YEAR	2	4	6	8	10	12	14	AT 183 MONTHS
SURVIVAL PROBABILITY	99.63%	99.37%	98.91%	98.30%	97.79%	97.32%	96.82%	95.98%
± 1 STANDARD ERROR	0.04%	0.06%	0.08%	0.11%	0.13%	0.15%	0.17%	0.29%
SAMPLE SIZE	19,510	15,800	13,090	11,020	9,530	8,130	4,500	270

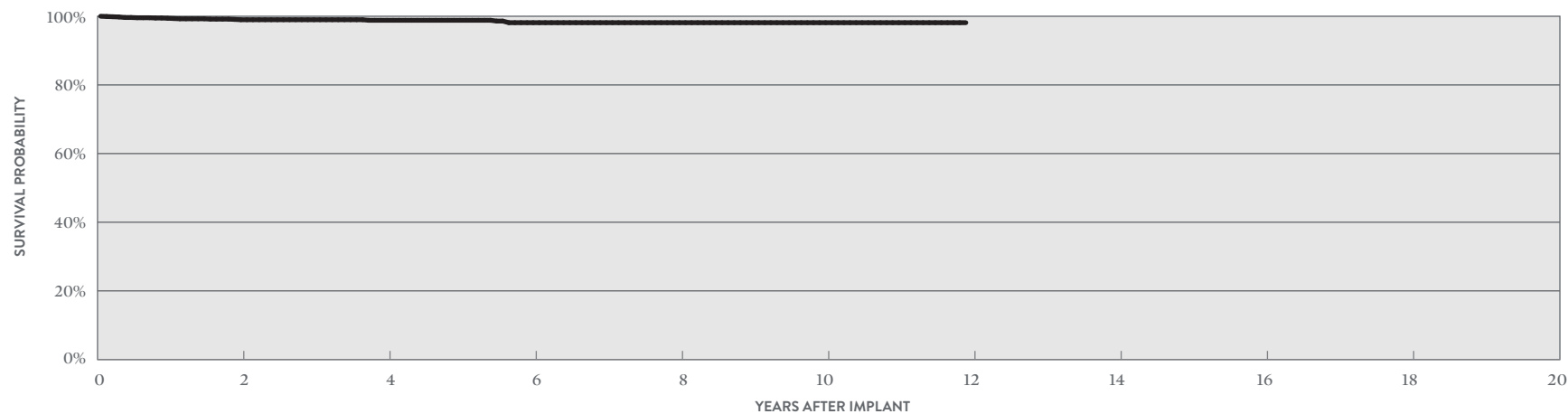
# Pacing Leads

## ACTIVELY MONITORED STUDY DATA

### OptiSense™

#### MODELS 1699T & 1699TC

		QUALIFYING COMPLICATIONS			MALFUNCTIONS		
			QTY	RATE		QTY	RATE
US Regulatory Approval	May 2007	Abnormal Pacing Impedance	1	0.07%	Conductor Fracture	0	0.00%
Number of Devices Enrolled in Study	1,451	Conductor Fracture	2	0.14%	Insulation Breach	3	0.21%
Active Devices Enrolled in Study	0	Failure to Capture	4	0.28%	Crimps, Welds & Bonds	0	0.00%
Cumulative Months of Follow-up	78,585	Insulation Breach	1	0.07%	Other	0	0.00%
Insulation	Silicone	Lead Dislodgement	8	0.55%	Extrinsic Factors	6	0.41%
Type and/or Fixation	Active	Oversensing	1	0.07%	<b>Total</b>	<b>9</b>	<b>0.62%</b>
Polarity	Bipolar						
Steroid	Yes						



YEAR	2	4	6	8	10	AT 143 MONTHS
SURVIVAL PROBABILITY	98.99%	98.83%	98.13%	98.13%	98.13%	98.13%
± 1 STANDARD ERROR	0.27%	0.32%	0.52%	0.52%	0.52%	0.52%
SAMPLE SIZE	1,160	680	420	330	260	50

# Pacing Leads

## CUSTOMER REPORTED PERFORMANCE DATA

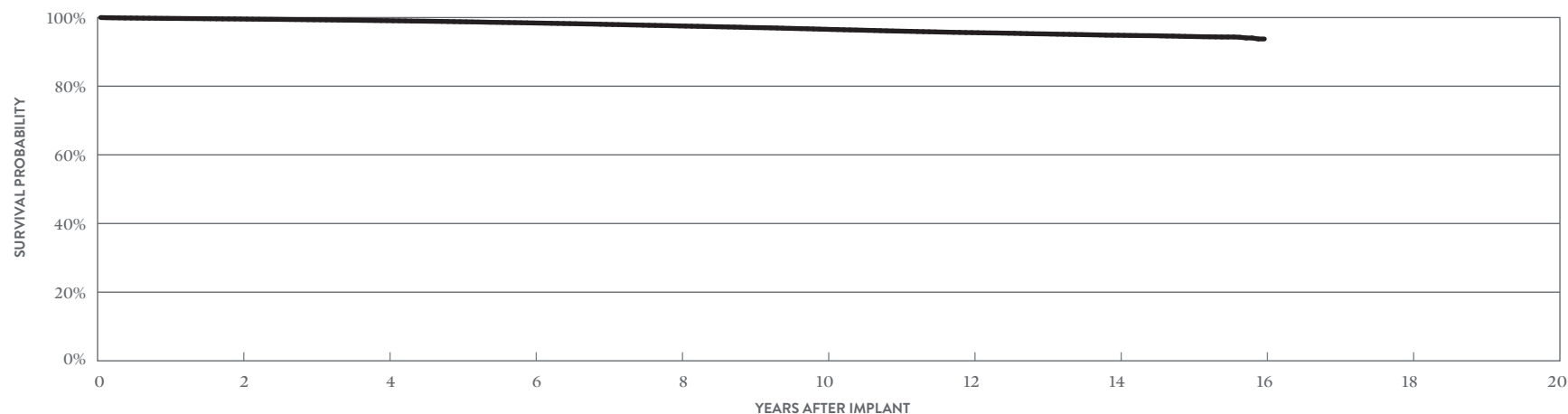
### Tendril™ ST Optim™

#### MODELS 1888T & 1888TC

US Regulatory Approval	June 2006
Registered US Implants	315,871
Estimated Active US Implants	99,265
Insulation	Optim™*
Type and/or Fixation	Active
Polarity	Bipolar
Steroid	Yes
Number of US Advisories	None

	ACUTE OBSERVATIONS (POST IMPLANT, ≤30 DAYS)		CHRONIC COMPLICATIONS (>30 DAYS)	
	QTY	RATE	QTY	RATE
Cardiac Perforation	41	0.01%	45	0.01%
Conductor Fracture	8	<0.01%	358	0.11%
Lead Dislodgement	158	0.05%	622	0.20%
Failure to Capture	88	0.03%	1198	0.38%
Oversensing	21	<0.01%	3984	1.26%
Failure to Sense	14	<0.01%	156	0.05%
Insulation Breach	7	<0.01%	526	0.17%
Abnormal Pacing Impedance	10	<0.01%	314	0.10%
Extracardiac Stimulation	5	<0.01%	48	0.02%
Other	42	0.01%	188	0.06%
<b>Total</b>	<b>394</b>	<b>0.12%</b>	<b>7439</b>	<b>2.36%</b>
<b>Total Returned for Analysis</b>	<b>206</b>		<b>1671</b>	

MALFUNCTIONS	QTY	RATE
Conductor Fracture	52	0.02%
Insulation Breach	1126	0.36%
Crimps, Welds & Bonds	1	<0.01%
Other	16	<0.01%
Extrinsic Factors	950	0.30%
<b>Total</b>	<b>2145</b>	<b>0.68%</b>



YEAR	2	4	6	8	10	12	14	16
SURVIVAL PROBABILITY	99.57%	99.10%	98.42%	97.55%	96.58%	95.61%	94.84%	93.76%
± 1 STANDARD ERROR	0.01%	0.02%	0.03%	0.04%	0.05%	0.06%	0.07%	0.35%
SAMPLE SIZE	255,700	206,590	169,990	139,740	106,960	74,460	32,960	250

\*Optim™ lead insulation is a copolymer of silicone and polyurethane.



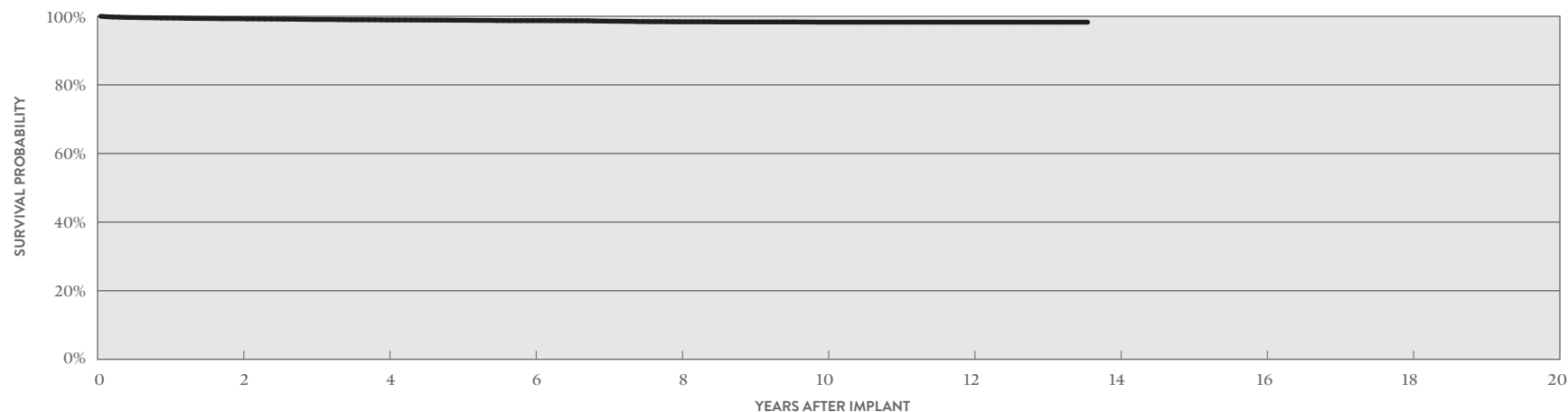
# Pacing Leads

## ACTIVELY MONITORED STUDY DATA

### Tendril™ ST Optim™

#### MODELS 1888T & 1888TC

		QUALIFYING COMPLICATIONS			MALFUNCTIONS		
			QTY	RATE		QTY	RATE
US Regulatory Approval	June 2006	Abnormal Pacing Impedance	7	0.05%	Conductor Fracture	3	0.02%
Number of Devices Enrolled in Study	14,505	Cardiac Perforation	2	0.01%	Insulation Breach	29	0.20%
Active Devices Enrolled in Study	0	Conductor Fracture	10	0.07%	Crimps, Welds & Bonds	0	0.00%
Cumulative Months of Follow-up	901,800	Extracardiac Stimulation	4	0.03%	Other	0	0.00%
Insulation	Optim™*	Failure to Capture	19	0.13%	Extrinsic Factors	36	0.25%
Type and/or Fixation	Active	Failure to Sense	5	0.03%	<b>Total</b>	<b>68</b>	<b>0.47%</b>
Polarity	Bipolar	Insulation Breach	29	0.20%			
Steroid	Yes	Lead Dislodgement	58	0.40%			
		Oversensing	22	0.15%			
		Skin Erosion	1	<0.01%			



YEAR	2	4	6	8	10	12	AT 163 MONTHS
SURVIVAL PROBABILITY	99.28%	98.92%	98.73%	98.38%	98.27%	98.27%	98.27%
± 1 STANDARD ERROR	0.07%	0.10%	0.11%	0.14%	0.16%	0.16%	0.16%
SAMPLE SIZE	11,860	7,530	4,840	4,060	3,570	2,170	70

\*Optim™ lead insulation is a copolymer of silicone and polyurethane.

# Pacing Leads

## CUSTOMER REPORTED PERFORMANCE DATA

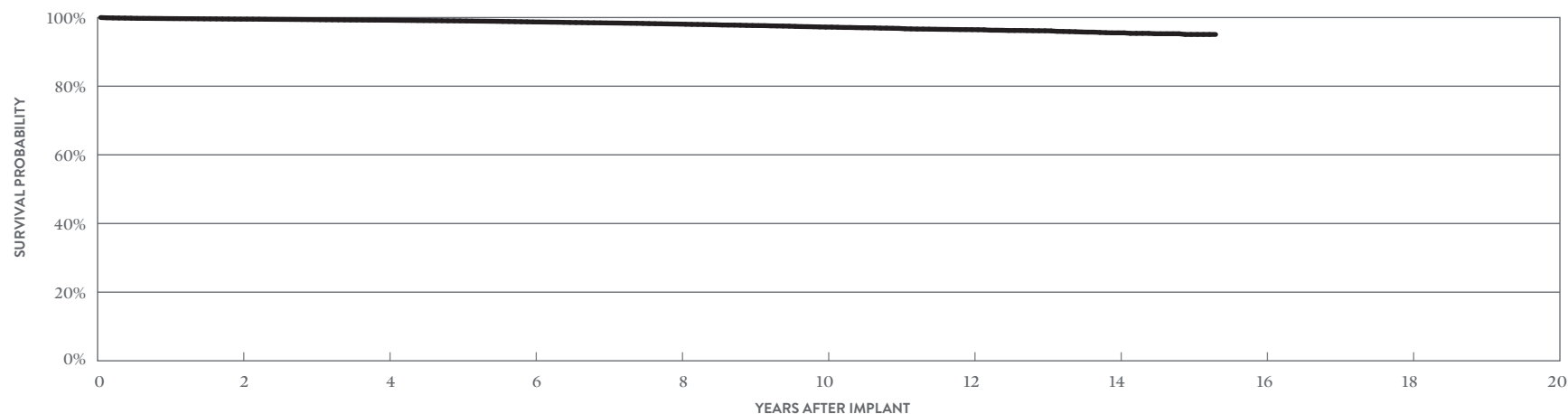
### Tendril™ ST Optim™

#### MODELS 1882T & 1882TC

US Regulatory Approval	June 2006
Registered US Implants	50,306
Estimated Active US Implants	18,689
Insulation	Optim™*
Type and/or Fixation	Active
Polarity	Bipolar
Steroid	Yes
Number of US Advisories	None

	ACUTE OBSERVATIONS (POST IMPLANT, ≤30 DAYS)		CHRONIC COMPLICATIONS (>30 DAYS)	
	QTY	RATE	QTY	RATE
Cardiac Perforation	4	<0.01%	4	<0.01%
Conductor Fracture	0	0.00%	25	0.05%
Lead Dislodgement	49	0.10%	170	0.34%
Failure to Capture	12	0.02%	132	0.26%
Oversensing	6	0.01%	447	0.89%
Failure to Sense	4	<0.01%	32	0.06%
Insulation Breach	0	0.00%	58	0.12%
Abnormal Pacing Impedance	1	<0.01%	35	0.07%
Extracardiac Stimulation	0	0.00%	4	<0.01%
Other	15	0.03%	33	0.07%
<b>Total</b>	<b>91</b>	<b>0.18%</b>	<b>940</b>	<b>1.87%</b>
<b>Total Returned for Analysis</b>	<b>49</b>		<b>214</b>	

MALFUNCTIONS	QTY	RATE
Conductor Fracture	2	<0.01%
Insulation Breach	98	0.19%
Crimps, Welds & Bonds	0	0.00%
Other	3	<0.01%
Extrinsic Factors	152	0.30%
<b>Total</b>	<b>255</b>	<b>0.51%</b>



YEAR	2	4	6	8	10	12	14	AT 184 MONTHS
SURVIVAL PROBABILITY	99.54%	99.23%	98.72%	98.10%	97.22%	96.47%	95.54%	95.07%
± 1 STANDARD ERROR	0.03%	0.04%	0.06%	0.08%	0.11%	0.14%	0.23%	0.34%
SAMPLE SIZE	41,540	33,980	27,340	20,140	12,920	6,740	2,310	240

\*Optim™ lead insulation is a copolymer of silicone and polyurethane.

# Pacing Leads

## ACTIVELY MONITORED STUDY DATA

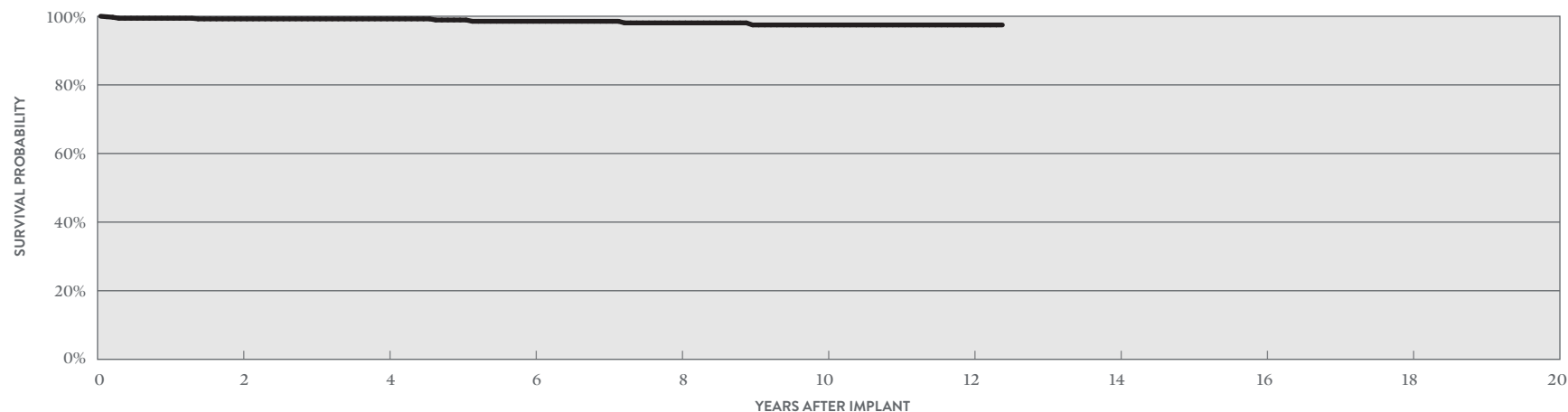
### Tendril™ ST Optim™

#### MODELS 1882T & 1882TC

US Regulatory Approval	June 2006
Number of Devices Enrolled in Study	690
Active Devices Enrolled in Study	0
Cumulative Months of Follow-up	43,119
Insulation	Optim™*
Type and/or Fixation	Active
Polarity	Bipolar
Steroid	Yes

QUALIFYING COMPLICATIONS	QTY	RATE
Abnormal Pacing Impedance	1	0.14%
Extracardiac Stimulation	1	0.14%
Failure to Capture	1	0.14%
Failure to Sense	1	0.14%
Lead Dislodgement	2	0.29%
Oversensing	2	0.29%
Skin Erosion	1	0.14%

MALFUNCTIONS	QTY	RATE
Conductor Fracture	0	0.00%
Insulation Breach	3	0.43%
Crimps, Welds & Bonds	0	0.00%
Other	0	0.00%
Extrinsic Factors	0	0.00%
<b>Total</b>	<b>3</b>	<b>0.43%</b>



YEAR	2	4	6	8	10	12	AT 149 MONTHS
SURVIVAL PROBABILITY	99.23%	99.23%	98.53%	98.06%	97.46%	97.46%	97.46%
± 1 STANDARD ERROR	0.34%	0.34%	0.60%	0.76%	0.96%	0.96%	0.96%
SAMPLE SIZE	560	380	250	210	150	90	50

\*Optim™ lead insulation is a copolymer of silicone and polyurethane.

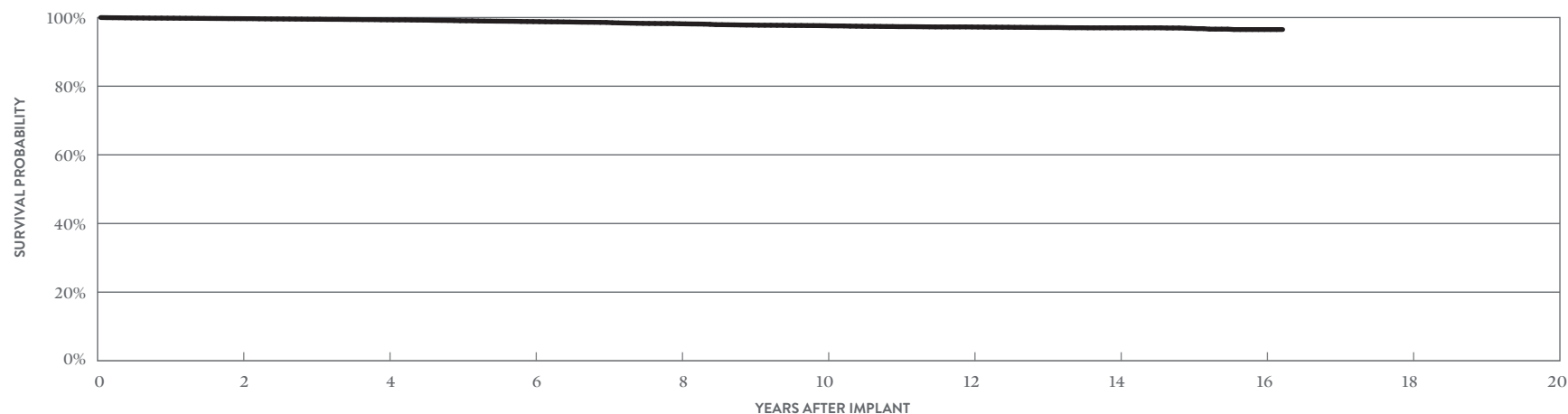
# Pacing Leads

## CUSTOMER REPORTED PERFORMANCE DATA

### Tendril™

#### MODELS 1782T & 1782TC

		ACUTE OBSERVATIONS (POST IMPLANT, ≤30 DAYS)		CHRONIC COMPLICATIONS (>30 DAYS)		MALFUNCTIONS			
		QTY	RATE	QTY	RATE	QTY	RATE		
US Regulatory Approval	February 2006	Cardiac Perforation	6	0.04%	0	0.00%	Conductor Fracture	1	<0.01%
Registered US Implants	16,575	Conductor Fracture	0	0.00%	6	0.04%	Insulation Breach	48	0.29%
Estimated Active US Implants	4,394	Lead Dislodgement	13	0.08%	54	0.33%	Crimps, Welds & Bonds	0	0.00%
Insulation	Silicone	Failure to Capture	5	0.03%	58	0.35%	Other	0	0.00%
Type and/or Fixation	Active	Oversensing	0	0.00%	83	0.50%	Extrinsic Factors	51	0.31%
Polarity	Bipolar	Failure to Sense	0	0.00%	10	0.06%	<b>Total</b>	<b>100</b>	<b>0.60%</b>
Steroid	Yes	Insulation Breach	0	0.00%	7	0.04%			
Number of US Advisories	None	Abnormal Pacing Impedance	2	0.01%	19	0.11%			
		Extracardiac Stimulation	1	<0.01%	1	<0.01%			
		Other	2	0.01%	5	0.03%			
		<b>Total</b>	<b>29</b>	<b>0.17%</b>	<b>243</b>	<b>1.47%</b>			
		<b>Total Returned for Analysis</b>	<b>16</b>		<b>73</b>				



YEAR	2	4	6	8	10	12	14	16	AT 195 MONTHS
SURVIVAL PROBABILITY	99.68%	99.34%	98.82%	98.19%	97.62%	97.25%	97.01%	96.51%	96.51%
± 1 STANDARD ERROR	0.05%	0.07%	0.10%	0.14%	0.17%	0.19%	0.20%	0.28%	0.28%
SAMPLE SIZE	13,400	10,630	8,440	6,880	5,820	4,750	3,010	930	240

# Pacing Leads

## ACTIVELY MONITORED STUDY DATA

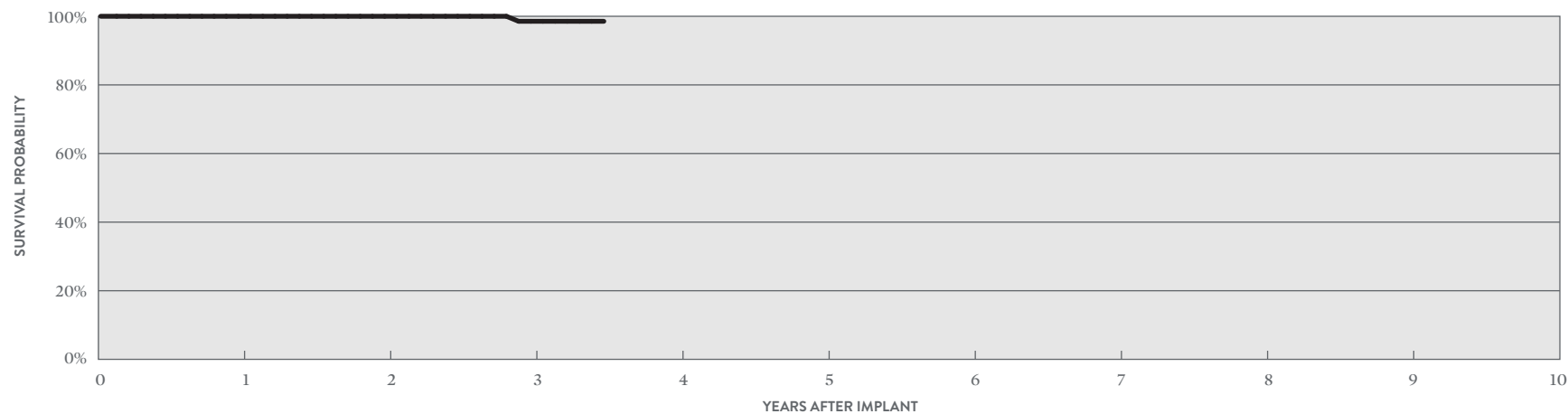
### Tendril™

#### MODELS 1782T & 1782TC

US Regulatory Approval	February 2006
Number of Devices Enrolled in Study	165
Active Devices Enrolled in Study	0
Cumulative Months of Follow-up	5,930
Insulation	Silicone
Type and/or Fixation	Active
Polarity	Bipolar
Steroid	Yes

QUALIFYING COMPLICATIONS	QTY	RATE
Oversensing	1	0.61%

MALFUNCTIONS	QTY	RATE
Conductor Fracture	0	0.00%
Insulation Breach	1	0.61%
Crimps, Welds & Bonds	0	0.00%
Other	0	0.00%
Extrinsic Factors	0	0.00%
<b>Total</b>	<b>1</b>	<b>0.61%</b>



YEAR	1	2	3	AT 42 MONTHS
SURVIVAL PROBABILITY	100.00%	100.00%	98.54%	98.54%
± 1 STANDARD ERROR	0.00%	0.00%	1.45%	1.45%
SAMPLE SIZE	150	120	80	60

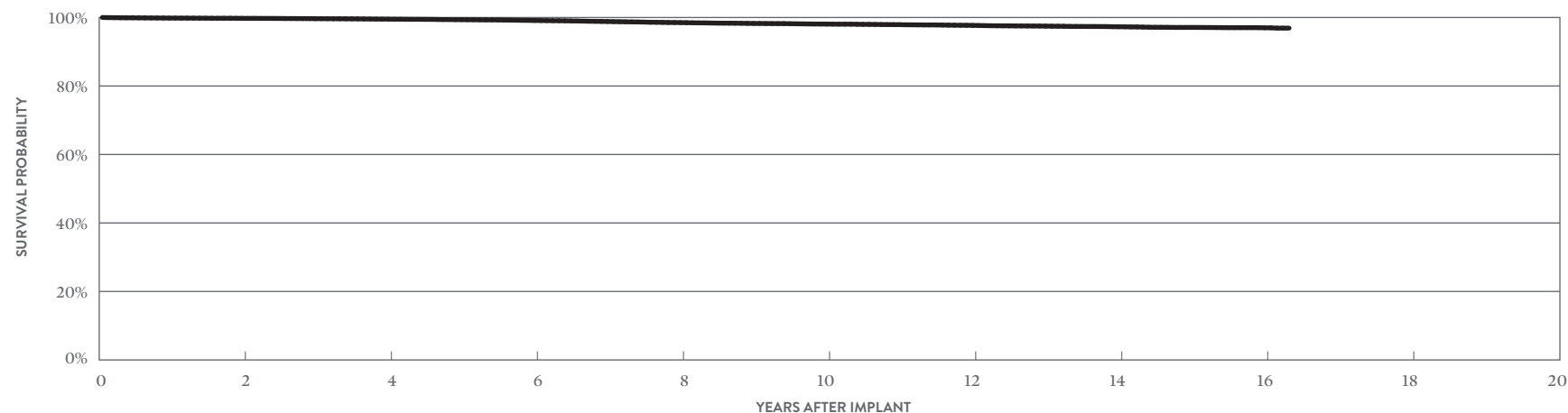
# Pacing Leads

## CUSTOMER REPORTED PERFORMANCE DATA

### Tendril™

#### MODELS 1788T & 1788TC

		ACUTE OBSERVATIONS (POST IMPLANT, ≤30 DAYS)		CHRONIC COMPLICATIONS (>30 DAYS)		MALFUNCTIONS			
		QTY	RATE	QTY	RATE	QTY	RATE		
US Regulatory Approval	February 2006	Cardiac Perforation	12	0.02%	8	0.01%	Conductor Fracture	10	0.02%
Registered US Implants	65,621	Conductor Fracture	1	<0.01%	39	0.06%	Insulation Breach	132	0.20%
Estimated Active US Implants	17,079	Lead Dislodgement	31	0.05%	80	0.12%	Crimps, Welds & Bonds	1	<0.01%
Insulation	Silicone	Failure to Capture	31	0.05%	211	0.32%	Other	1	<0.01%
Type and/or Fixation	Active	Oversensing	4	<0.01%	300	0.46%	Extrinsic Factors	108	0.16%
Polarity	Bipolar	Failure to Sense	2	<0.01%	26	0.04%	<b>Total</b>	<b>252</b>	<b>0.38%</b>
Steroid	Yes	Insulation Breach	1	<0.01%	37	0.06%			
Number of US Advisories	None	Abnormal Pacing Impedance	9	0.01%	57	0.09%			
		Extracardiac Stimulation	2	<0.01%	7	0.01%			
		Other	20	0.03%	37	0.06%			
		<b>Total</b>	<b>113</b>	<b>0.17%</b>	<b>802</b>	<b>1.22%</b>			
		<b>Total Returned for Analysis</b>	<b>49</b>		<b>173</b>				



YEAR	2	4	6	8	10	12	14	16	AT 196 MONTHS
SURVIVAL PROBABILITY	99.76%	99.52%	99.13%	98.51%	98.08%	97.70%	97.29%	96.99%	96.90%
± 1 STANDARD ERROR	0.02%	0.03%	0.04%	0.06%	0.08%	0.09%	0.10%	0.11%	0.15%
SAMPLE SIZE	52,470	41,040	33,000	27,230	23,460	20,540	15,740	5,480	300

# Pacing Leads

## ACTIVELY MONITORED STUDY DATA

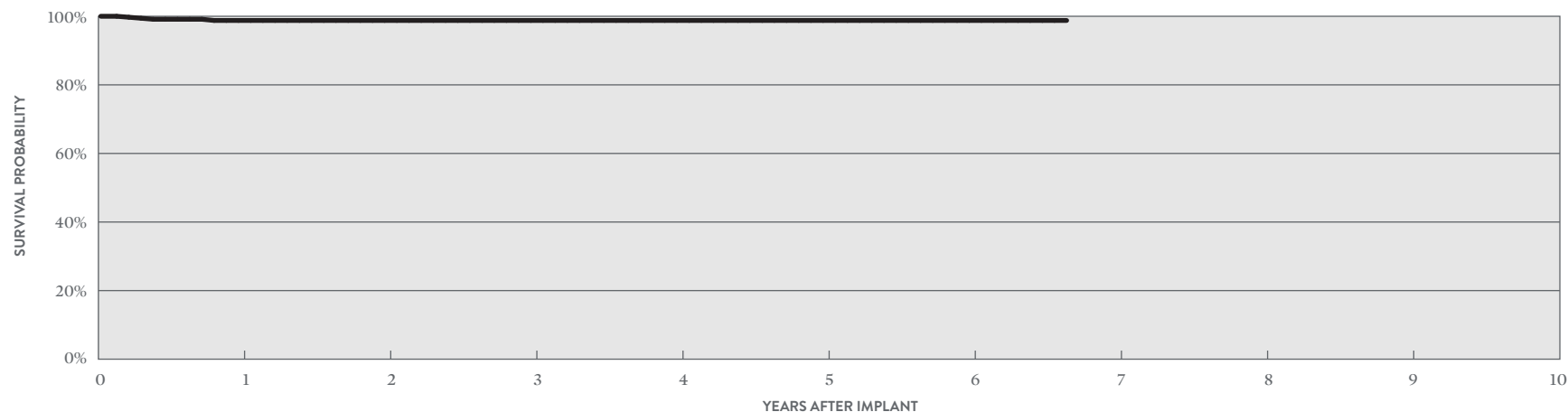
### Tendril™

#### MODELS 1788T & 1788TC

US Regulatory Approval	February 2006
Number of Devices Enrolled in Study	363
Active Devices Enrolled in Study	0
Cumulative Months of Follow-up	13,446
Insulation	Silicone
Type and/or Fixation	Active
Polarity	Bipolar
Steroid	Yes

QUALIFYING COMPLICATIONS	QTY	RATE
Extracardiac Stimulation	1	0.28%
Lead Dislodgement	3	0.83%

MALFUNCTIONS	QTY	RATE
Conductor Fracture	0	0.00%
Insulation Breach	2	0.55%
Crimps, Welds & Bonds	0	0.00%
Other	0	0.00%
Extrinsic Factors	0	0.00%
<b>Total</b>	<b>2</b>	<b>0.55%</b>



YEAR	1	2	3	4	5	6	AT 80 MONTHS
SURVIVAL PROBABILITY	98.78%	98.78%	98.78%	98.78%	98.78%	98.78%	98.78%
± 1 STANDARD ERROR	0.61%	0.61%	0.61%	0.61%	0.61%	0.61%	0.61%
SAMPLE SIZE	310	240	170	100	70	60	50

# Pacing Leads

## CUSTOMER REPORTED PERFORMANCE DATA

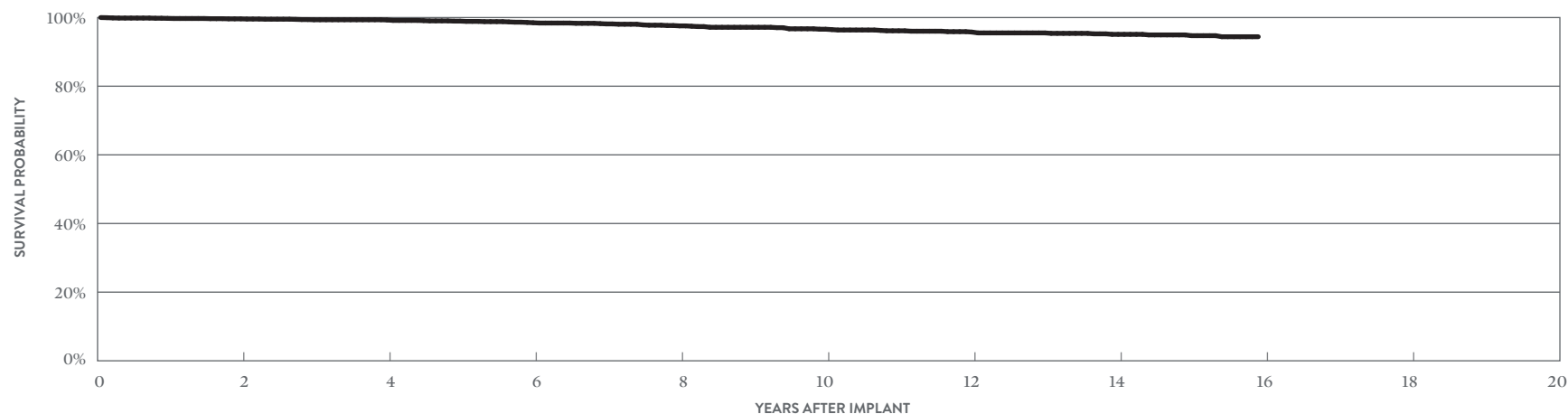
### IsoFlex™ P

#### MODEL 1648T

US Regulatory Approval	April 2005
Registered US Implants	2,836
Estimated Active US Implants	673
Insulation	Polyurethane
Type and/or Fixation	Passive
Polarity	Bipolar
Steroid	Yes
Number of US Advisories	None

	ACUTE OBSERVATIONS (POST IMPLANT, ≤30 DAYS)		CHRONIC COMPLICATIONS (>30 DAYS)	
	QTY	RATE	QTY	RATE
Cardiac Perforation	0	0.00%	0	0.00%
Conductor Fracture	0	0.00%	7	0.25%
Lead Dislodgement	2	0.07%	2	0.07%
Failure to Capture	2	0.07%	17	0.60%
Oversensing	0	0.00%	3	0.11%
Failure to Sense	1	0.04%	1	0.04%
Insulation Breach	0	0.00%	14	0.49%
Abnormal Pacing Impedance	0	0.00%	4	0.14%
Extracardiac Stimulation	1	0.04%	0	0.00%
Other	0	0.00%	6	0.21%
<b>Total</b>	<b>6</b>	<b>0.21%</b>	<b>54</b>	<b>1.90%</b>
<b>Total Returned for Analysis</b>	<b>1</b>		<b>8</b>	

MALFUNCTIONS	QTY	RATE
Conductor Fracture	0	0.00%
Insulation Breach	18	0.63%
Crimps, Welds & Bonds	0	0.00%
Other	2	0.07%
Extrinsic Factors	6	0.21%
<b>Total</b>	<b>26</b>	<b>0.92%</b>



YEAR	2	4	6	8	10	12	14	AT 191 MONTHS
SURVIVAL PROBABILITY	99.62%	99.29%	98.49%	97.57%	96.60%	95.77%	95.10%	94.41%
± 1 STANDARD ERROR	0.13%	0.17%	0.29%	0.41%	0.52%	0.59%	0.67%	0.79%
SAMPLE SIZE	2,150	1,650	1,280	1,040	870	790	680	200



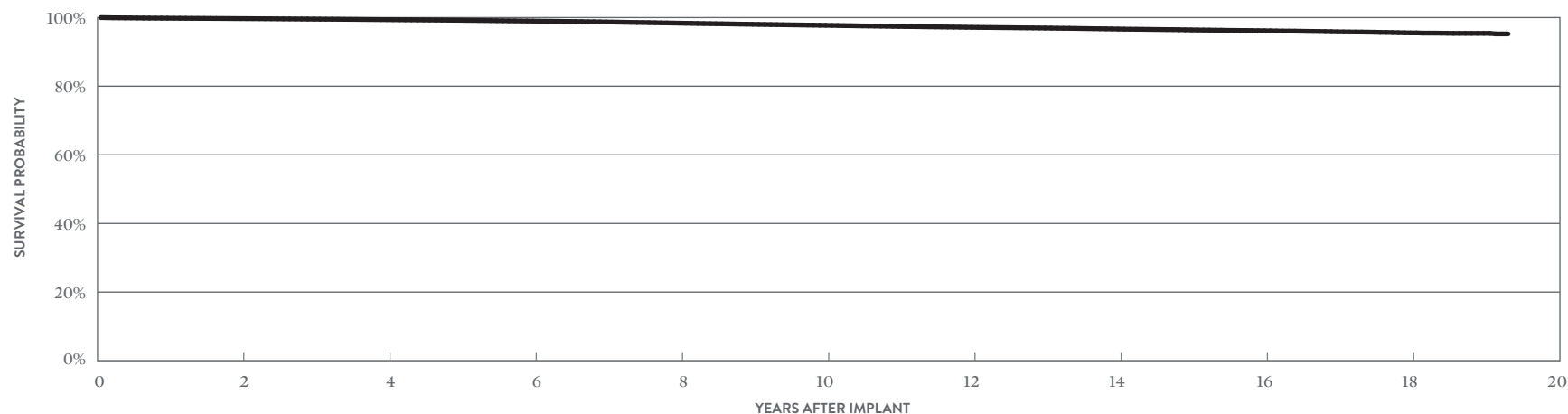
# Pacing Leads

## CUSTOMER REPORTED PERFORMANCE DATA

### Tendril™ SDX

#### MODELS 1688T & 1688TC

		ACUTE OBSERVATIONS (POST IMPLANT, ≤30 DAYS)		CHRONIC COMPLICATIONS (>30 DAYS)		MALFUNCTIONS			
		QTY	RATE	QTY	RATE	QTY	RATE		
US Regulatory Approval	June 2003	Cardiac Perforation	81	0.02%	45	<0.01%	Conductor Fracture	224	0.05%
Registered US Implants	494,409	Conductor Fracture	6	<0.01%	640	0.13%	Insulation Breach	1106	0.22%
Estimated Active US Implants	132,424	Lead Dislodgement	322	0.07%	645	0.13%	Crimps, Welds & Bonds	2	<0.01%
Insulation	Silicone	Failure to Capture	203	0.04%	1930	0.39%	Other	21	<0.01%
Type and/or Fixation	Active	Oversensing	24	<0.01%	2476	0.50%	Extrinsic Factors	883	0.18%
Polarity	Bipolar	Failure to Sense	34	<0.01%	186	0.04%	<b>Total</b>	<b>2236</b>	<b>0.45%</b>
Steroid	Yes	Insulation Breach	10	<0.01%	270	0.05%			
Number of US Advisories	None	Abnormal Pacing Impedance	30	<0.01%	712	0.14%			
		Extracardiac Stimulation	8	<0.01%	53	0.01%			
		Other	68	0.01%	226	0.05%			
		<b>Total</b>	<b>786</b>	<b>0.16%</b>	<b>7183</b>	<b>1.45%</b>			
		<b>Total Returned for Analysis</b>	<b>352</b>		<b>1684</b>				



YEAR	2	4	6	8	10	12	14	16	18	AT 232 MONTHS
<b>SURVIVAL PROBABILITY</b>	99.70%	99.40%	98.99%	98.38%	97.75%	97.17%	96.67%	96.17%	95.55%	95.26%
<b>± 1 STANDARD ERROR</b>	0.01%	0.01%	0.02%	0.02%	0.03%	0.04%	0.05%	0.05%	0.08%	0.18%
<b>SAMPLE SIZE</b>	401,680	318,990	251,570	192,750	143,020	105,370	73,750	45,540	14,660	240

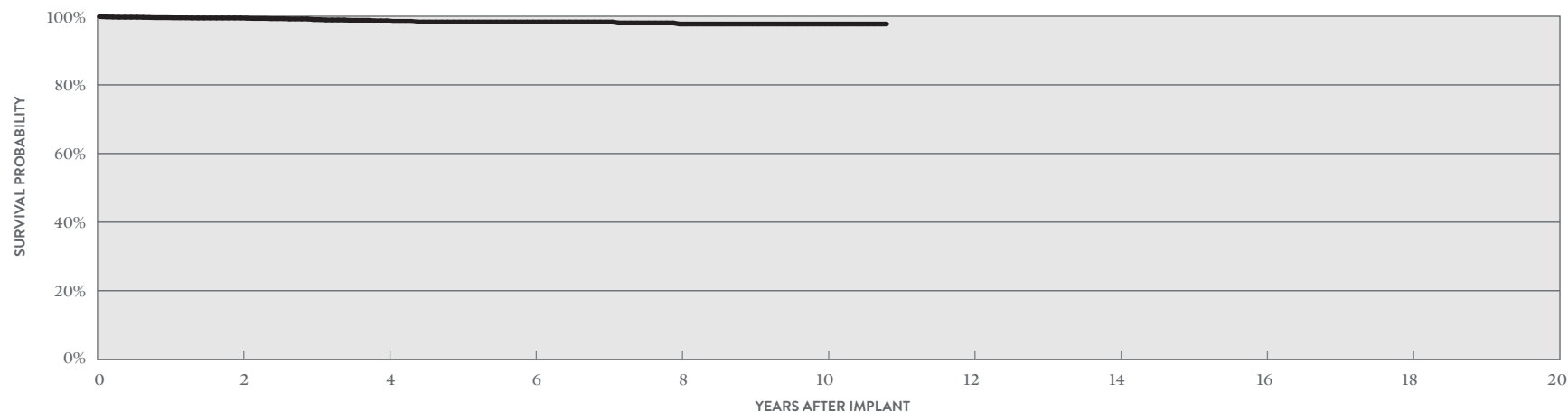
# Pacing Leads

## ACTIVELY MONITORED STUDY DATA

### Tendril™ SDX

#### MODELS 1688T & 1688TC

		QUALIFYING COMPLICATIONS			MALFUNCTIONS		
			QTY	RATE		QTY	RATE
US Regulatory Approval	June 2003	Abnormal Pacing Impedance	5	0.19%	Conductor Fracture	1	0.04%
Number of Devices Enrolled in Study	2,645	Conductor Fracture	3	0.11%	Insulation Breach	6	0.23%
Active Devices Enrolled in Study	0	Failure to Capture	3	0.11%	Crimps, Welds & Bonds	0	0.00%
Cumulative Months of Follow-up	102,805	Insulation Breach	3	0.11%	Other	0	0.00%
Insulation	Silicone	Lead Dislodgement	6	0.23%	Extrinsic Factors	5	0.19%
Type and/or Fixation	Active	Oversensing	3	0.11%	<b>Total</b>	<b>12</b>	<b>0.45%</b>
Polarity	Bipolar	Pericardial Effusion	1	0.04%			
Steroid	Yes	Skin Erosion	1	0.04%			



YEAR	2	4	6	8	10	AT 130 MONTHS
SURVIVAL PROBABILITY	99.50%	98.67%	98.33%	97.75%	97.75%	97.75%
± 1 STANDARD ERROR	0.14%	0.32%	0.40%	0.48%	0.57%	0.57%
SAMPLE SIZE	1,840	850	460	340	180	60

SUMMARY INFORMATION  
Pacing Leads

## Pacing Leads

### Survival Probability Summary

MODELS	FAMILY	1 YEAR	2 YEAR	3 YEAR	4 YEAR	5 YEAR	6 YEAR	7 YEAR	8 YEAR	9 YEAR	10 YEAR
LPA1200M	Tendril MRI™	99.74%	99.55%	99.35%	99.12%	98.83%	98.65%	98.32%	98.15%	97.29%	96.77%
2088TC	Tendril™ STS	99.67%	99.46%	99.25%	99.04%	98.82%	98.59%	98.33%	98.01%	97.62%	97.13%
1999	OptiSense™ Optim™	99.66%	99.45%	99.26%	99.04%	98.81%	98.59%	98.25%	97.91%	97.38%	96.78%
1944	IsoFlex™ Optim™	99.59%	99.40%	99.22%	99.06%	98.85%	98.63%	98.30%	98.03%	97.59%	97.28%
1948	IsoFlex™ Optim™	99.76%	99.58%	99.34%	99.09%	98.81%	98.55%	98.20%	97.84%	97.46%	96.81%
1699T/TC	OptiSense™	99.78%	99.63%	99.48%	99.37%	99.17%	98.91%	98.66%	98.30%	98.04%	97.79%
1888T/TC	Tendril™ ST Optim™	99.76%	99.57%	99.35%	99.10%	98.78%	98.42%	98.01%	97.55%	97.09%	96.58%
1882T/TC	Tendril™ ST Optim™	99.70%	99.54%	99.39%	99.23%	99.02%	98.72%	98.43%	98.10%	97.68%	97.22%
1782T/TC	Tendril™	99.82%	99.68%	99.51%	99.34%	99.07%	98.82%	98.58%	98.19%	97.81%	97.62%
1788T/TC	Tendril™	99.83%	99.76%	99.65%	99.52%	99.36%	99.13%	98.83%	98.51%	98.26%	98.08%
1648T	IsoFlex™ P	99.76%	99.62%	99.35%	99.29%	98.96%	98.49%	98.14%	97.57%	97.16%	96.60%
1688T/TC	Tendril™ SDX	99.82%	99.70%	99.56%	99.41%	99.22%	98.99%	98.73%	98.39%	98.07%	97.75%

# Pacing Leads

## Acute Observation Summary

### POST IMPLANT ≤30 DAYS

MODELS	US REGULATORY APPROVAL	REGISTERED US IMPLANTS	ESTIMATED ACTIVE US IMPLANTS	CARDIAC PERFORATION		CONDUCTOR FRACTURE		LEAD DISLODGE MENT		FAILURE TO CAPTURE		OVERSENSING		FAILURE TO SENSE		INSULATION BREACH		ABNORMAL PACING IMPEDANCE		EXTRACARDIAC STIMULATION		OTHER		TOTAL		TOTAL RETURNED FOR ANALYSIS
				QTY	RATE	QTY	RATE	QTY	RATE	QTY	RATE	QTY	RATE	QTY	RATE	QTY	RATE	QTY	RATE	QTY	RATE	QTY	RATE	QTY	RATE	
LPA1200M	Jan-17	187,649	115,404	54	0.03%	3	<0.01%	400	0.21%	64	0.03%	18	<0.01%	27	0.01%	1	<0.01%	2	<0.01%	8	<0.01%	62	0.03%	639	0.34%	235
2088TC	May-09	1,093,161	579,730	277	0.03%	10	<0.01%	1587	0.15%	480	0.04%	127	0.01%	66	<0.01%	21	<0.01%	59	<0.01%	14	<0.01%	230	0.02%	2871	0.26%	994
1999	Oct-09	48,396	20,521	5	0.01%	0	0.00%	64	0.13%	8	0.02%	10	0.02%	3	<0.01%	1	<0.01%	0	0.00%	0	0.00%	14	0.03%	105	0.22%	59
1944	Mar-08	20,619	8,869	0	0.00%	0	0.00%	111	0.54%	16	0.08%	1	<0.01%	3	0.01%	0	0.00%	0	0.00%	3	0.01%	4	0.02%	138	0.67%	65
1948	Mar-08	77,025	33,039	5	<0.01%	1	<0.01%	81	0.11%	52	0.07%	4	<0.01%	2	<0.01%	4	<0.01%	1	<0.01%	2	<0.01%	8	0.01%	160	0.21%	71
1699T/TC	May-07	23,977	6,989	1	<0.01%	0	0.00%	4	0.02%	4	0.02%	3	0.01%	8	0.03%	0	0.00%	0	0.00%	0	0.00%	2	<0.01%	22	0.09%	16
1888T/TC	Jun-06	315,871	99,265	41	0.01%	8	<0.01%	158	0.05%	88	0.03%	21	<0.01%	14	<0.01%	7	<0.01%	10	<0.01%	5	<0.01%	42	0.01%	394	0.12%	206
1882T/TC	Jun-06	50,306	18,689	4	<0.01%	0	0.00%	49	0.10%	12	0.02%	6	0.01%	4	<0.01%	0	0.00%	1	<0.01%	0	0.00%	15	0.03%	91	0.18%	49
1782T/TC	Feb-06	16,575	4,394	6	0.04%	0	0.00%	13	0.08%	5	0.03%	0	0.00%	0	0.00%	0	0.00%	2	0.01%	1	<0.01%	2	0.01%	29	0.17%	16
1788T/TC	Feb-06	65,621	17,079	12	0.02%	1	<0.01%	31	0.05%	31	0.05%	4	<0.01%	2	<0.01%	1	<0.01%	9	0.01%	2	<0.01%	20	0.03%	113	0.17%	49
1648T	Apr-05	2,836	673	0	0.00%	0	0.00%	2	0.07%	2	0.07%	0	0.00%	1	0.04%	0	0.00%	0	0.00%	1	0.04%	0	0.00%	6	0.21%	1
1688T/TC	Jun-03	494,409	132,424	81	0.02%	6	<0.01%	322	0.07%	203	0.04%	24	<0.01%	34	<0.01%	10	<0.01%	30	<0.01%	8	<0.01%	68	0.01%	786	0.16%	352

## Chronic Complication Summary

### >30 DAYS

MODELS	US REGULATORY APPROVAL	REGISTERED US IMPLANTS	ESTIMATED ACTIVE US IMPLANTS	CARDIAC PERFORATION		CONDUCTOR FRACTURE		LEAD DISLODGE MENT		FAILURE TO CAPTURE		OVERSENSING		FAILURE TO SENSE		INSULATION BREACH		ABNORMAL PACING IMPEDANCE		EXTRACARDIAC STIMULATION		OTHER		TOTAL		TOTAL RETURNED FOR ANALYSIS
				QTY	RATE	QTY	RATE	QTY	RATE	QTY	RATE	QTY	RATE	QTY	RATE	QTY	RATE	QTY	RATE	QTY	RATE	QTY	RATE	QTY	RATE	
LPA1200M	Jan-17	187,649	115,404	22	0.01%	103	0.05%	476	0.25%	296	0.16%	583	0.31%	53	0.03%	31	0.02%	69	0.04%	12	<0.01%	41	0.02%	1686	0.90%	470
2088TC	May-09	1,093,161	579,730	145	0.01%	492	0.05%	2530	0.23%	2109	0.19%	6825	0.62%	277	0.03%	489	0.04%	479	0.04%	93	<0.01%	371	0.03%	13810	1.26%	3548
1999	Oct-09	48,396	20,521	2	<0.01%	21	0.04%	195	0.40%	118	0.24%	568	1.17%	50	0.10%	59	0.12%	23	0.05%	2	<0.01%	28	0.06%	1066	2.20%	274
1944	Mar-08	20,619	8,869	1	<0.01%	12	0.06%	77	0.37%	62	0.30%	182	0.88%	11	0.05%	9	0.04%	7	0.03%	1	<0.01%	5	0.02%	367	1.78%	58
1948	Mar-08	77,025	33,039	12	0.02%	127	0.16%	93	0.12%	292	0.38%	533	0.69%	6	<0.01%	118	0.15%	57	0.07%	8	0.01%	32	0.04%	1278	1.66%	192
1699T/TC	May-07	23,977	6,989	0	0.00%	20	0.08%	55	0.23%	62	0.26%	163	0.68%	34	0.14%	11	0.05%	26	0.11%	3	0.01%	11	0.05%	385	1.61%	89
1888T/TC	Jun-06	315,871	99,265	45	0.01%	358	0.11%	622	0.20%	1198	0.38%	3984	1.26%	156	0.05%	526	0.17%	314	0.10%	48	0.02%	188	0.06%	7439	2.36%	1671
1882T/TC	Jun-06	50,306	18,689	4	<0.01%	25	0.05%	170	0.34%	132	0.26%	447	0.89%	32	0.06%	58	0.12%	35	0.07%	4	<0.01%	33	0.07%	940	1.87%	214
1782T/TC	Feb-06	16,575	4,394	0	0.00%	6	0.04%	54	0.33%	58	0.35%	83	0.50%	10	0.06%	7	0.04%	19	0.11%	1	<0.01%	5	0.03%	243	1.47%	73
1788T/TC	Feb-06	65,621	17,079	8	0.01%	39	0.06%	80	0.12%	211	0.32%	300	0.46%	26	0.04%	37	0.06%	57	0.09%	7	0.01%	37	0.06%	802	1.22%	173
1648T	Apr-05	2,836	673	0	0.00%	7	0.25%	2	0.07%	17	0.60%	3	0.11%	1	0.04%	14	0.49%	4	0.14%	0	0.00%	6	0.21%	54	1.90%	8
1688T/TC	Jun-03	494,409	132,424	45	<0.01%	640	0.13%	645	0.13%	1930	0.39%	2476	0.50%	186	0.04%	270	0.05%	712	0.14%	53	0.01%	226	0.05%	7183	1.45%	1684

Definitions of observations and complications can be found on [page 7](#).

## Pacing Leads U.S. Malfunction Summary

MODELS	REGISTERED US IMPLANTS	PERCENT RETURNED FOR ANALYSIS	CONDUCTOR FRACTURE		INSULATION BREACH		CRIMPS, WELDS & BONDS		OTHER		EXTRINSIC FACTORS		TOTAL	
			QTY	RATE	QTY	RATE	QTY	RATE	QTY	RATE	QTY	RATE	QTY	RATE
LPA1200M	187,649	2.90%	64	0.03%	65	0.03%	0	0.00%	7	<0.01%	303	0.16%	<b>439</b>	<b>0.23%</b>
2088TC	1,093,161	4.00%	111	0.01%	1125	0.10%	0	0.00%	34	<0.01%	2364	0.22%	<b>3634</b>	<b>0.33%</b>
1999	48,396	5.40%	7	0.01%	85	0.18%	0	0.00%	7	0.01%	188	0.39%	<b>287</b>	<b>0.59%</b>
1944	20,619	8.60%	0	0.00%	17	0.08%	0	0.00%	1	<0.01%	44	0.21%	<b>62</b>	<b>0.30%</b>
1948	77,025	4.80%	20	0.03%	141	0.18%	0	0.00%	1	<0.01%	111	0.14%	<b>273</b>	<b>0.35%</b>
1699T/TC	23,977	5.60%	14	0.06%	47	0.20%	0	0.00%	0	0.00%	60	0.25%	<b>121</b>	<b>0.50%</b>
1888T/TC	315,871	5.30%	52	0.02%	1126	0.36%	1	<0.01%	16	<0.01%	950	0.30%	<b>2145</b>	<b>0.68%</b>
1882T/TC	50,306	4.60%	2	<0.01%	98	0.19%	0	0.00%	3	<0.01%	152	0.30%	<b>255</b>	<b>0.51%</b>
1782T/TC	16,575	5.70%	1	<0.01%	48	0.29%	0	0.00%	0	0.00%	51	0.31%	<b>100</b>	<b>0.60%</b>
1788T/TC	65,621	6.00%	10	0.02%	132	0.20%	1	<0.01%	1	<0.01%	108	0.16%	<b>252</b>	<b>0.38%</b>
1648T	2,836	6.40%	0	0.00%	18	0.63%	0	0.00%	2	0.07%	6	0.21%	<b>26</b>	<b>0.92%</b>
1688T/TC	494,409	5.60%	224	0.05%	1106	0.22%	2	<0.01%	21	<0.01%	883	0.18%	<b>2236</b>	<b>0.45%</b>

Definitions of malfunction categories can be found on [pages 8-9](#).

## Pacing Leads

### Worldwide Malfunction Summary

MODELS	WORLDWIDE SALES	PERCENT RETURNED FOR ANALYSIS	CONDUCTOR FRACTURE		INSULATION BREACH		CRIMPS, WELDS & BONDS		OTHER		EXTRINSIC FACTORS		TOTAL	
			QTY	RATE	QTY	RATE	QTY	RATE	QTY	RATE	QTY	RATE	QTY	RATE
LPA1200M	515,525	1.22%	97	0.02%	165	0.03%	0	0.00%	17	<0.01%	422	0.08%	701	0.14%
2088TC	3,846,463	1.20%	151	<0.01%	1761	0.05%	0	0.00%	95	<0.01%	3088	0.08%	5095	0.13%
1888T/TC	1,159,273	1.70%	76	0.01%	1433	0.12%	1	<0.01%	35	<0.01%	1349	0.12%	2894	0.25%

Definitions of malfunction categories can be found on [pages 8-9](#).

# Pacing Leads

## Actively Monitored Study Data Summary

### QUALIFYING COMPLICATIONS

MODELS	NUMBER OF DEVICES ENROLLED	ACTIVE DEVICES ENROLLED	CUMULATIVE MONTHS OF FOLLOW-UP	ABNORMAL PACING IMPEDANCE		CARDIAC PERFORATION		CONDUCTOR FRACTURE		EXTRACARDIAC STIMULATION		FAILURE TO CAPTURE		FAILURE TO SENSE		INSULATION BREACH		LEAD DISLODGE MENT		OVERSENSING		PERICARDIAL EFFUSION		SKIN EROSION		TOTAL	
				QTY	RATE	QTY	RATE	QTY	RATE	QTY	RATE	QTY	RATE	QTY	RATE	QTY	RATE	QTY	RATE	QTY	RATE	QTY	RATE	QTY	RATE	QTY	RATE
2088	3,886	0	231,428	1	0.03%	1	0.03%	8	0.21%	1	0.03%	11	0.28%	4	0.10%	8	0.21%	15	0.39%	16	0.41%	1	0.03%	0	0.00%	66	1.70%
1999	877	0	53,426	1	0.11%	0	0.00%	2	0.23%	0	0.00%	0	0.00%	2	0.23%	1	0.11%	11	1.25%	1	0.11%	0	0.00%	0	0.00%	18	2.05%
1944	104	0	6,594	0	0.00%	0	0.00%	0	0.00%	0	0.00%	0	0.00%	0	0.00%	0	0.00%	1	0.96%	0	0.00%	0	0.00%	0	0.00%	1	0.96%
1948	765	0	39,100	0	0.00%	0	0.00%	0	0.00%	0	0.00%	1	0.13%	0	0.00%	1	0.13%	2	0.26%	0	0.00%	0	0.00%	0	0.00%	4	0.52%
1699T/TC	1,451	0	78,585	1	0.07%	0	0.00%	2	0.14%	0	0.00%	4	0.28%	0	0.00%	1	0.07%	8	0.55%	1	0.07%	0	0.00%	0	0.00%	17	1.17%
1888T/TC	14,505	0	901,806	7	0.05%	2	0.01%	10	0.07%	4	0.03%	19	0.13%	5	0.03%	29	0.20%	58	0.40%	22	0.15%	0	0.00%	1	<0.01%	157	1.08%
1882T/TC	690	0	43,119	1	0.14%	0	0.00%	0	0.00%	1	0.14%	1	0.14%	1	0.14%	0	0.00%	2	0.29%	2	0.29%	0	0.00%	1	0.14%	9	1.30%
1782T/TC	165	0	5,930	0	0.00%	0	0.00%	0	0.00%	0	0.00%	0	0.00%	0	0.00%	0	0.00%	0	0.00%	1	0.61%	0	0.00%	0	0.00%	1	0.61%
1788T/TC	363	0	13,446	0	0.00%	0	0.00%	0	0.00%	1	0.28%	0	0.00%	0	0.00%	0	0.00%	3	0.83%	0	0.00%	0	0.00%	0	0.00%	4	1.10%
1688T/TC	2,645	0	102,805	5	0.19%	0	0.00%	3	0.11%	0	0.00%	3	0.11%	0	0.00%	3	0.11%	6	0.23%	3	0.11%	1	0.04%	1	0.04%	25	0.95%

A list of complications can be found on [page 12](#).



## Pacing Leads

### Actively Monitored Study Data Summary

#### MALFUNCTIONS

MODELS	NUMBER OF DEVICES ENROLLED	PERCENT RETURNED FOR ANALYSIS	CONDUCTOR FRACTURE		INSULATION BREACH		CRIMPS, WELDS & BONDS		OTHER		EXTRINSIC FACTORS		TOTAL	
			QTY	RATE	QTY	RATE	QTY	RATE	QTY	RATE	QTY	RATE	QTY	RATE
2088TC	3,886	5.70%	1	0.03%	13	0.33%	0	0.00%	0	0.00%	13	0.33%	27	0.69%
1999	877	7.50%	0	0.00%	6	0.68%	0	0.00%	0	0.00%	9	1.03%	15	1.71%
1944	104	2.90%	0	0.00%	0	0.00%	0	0.00%	0	0.00%	0	0.00%	0	0.00%
1948	765	7.10%	0	0.00%	5	0.65%	0	0.00%	0	0.00%	1	0.13%	6	0.78%
1699T/TC	1,451	4.10%	0	0.00%	3	0.21%	0	0.00%	0	0.00%	6	0.41%	9	0.62%
1888T/TC	14,505	4.70%	3	0.02%	29	0.20%	0	0.00%	0	0.00%	36	0.25%	68	0.47%
1882T/TC	690	5.40%	0	0.00%	3	0.43%	0	0.00%	0	0.00%	0	0.00%	3	0.43%
1782T/TC	165	6.10%	0	0.00%	1	0.61%	0	0.00%	0	0.00%	0	0.00%	1	0.61%
1788T/TC	363	5.50%	0	0.00%	2	0.55%	0	0.00%	0	0.00%	0	0.00%	2	0.55%
1688T/TC	2,645	7.60%	1	0.04%	6	0.23%	0	0.00%	0	0.00%	5	0.19%	12	0.45%

Definitions of malfunction categories can be found on [pages 8-9](#).

# Implantable Cardiac Monitors (ICM) Devices

## Implantable Cardiac Monitors (ICMs) Devices

### US Malfunction Summary

MODELS	FAMILY	REGISTERED US IMPLANTS	PERCENT RETURNED FOR ANALYSIS	ELECTRICAL COMPONENT		ELECTRICAL INTERCONNECT		BATTERY		SOFTWARE/ FIRMWARE		MECHANICAL		POSSIBLE EARLY BATTERY DEPLETION		OTHER		TOTAL			
				QTY	RATE	QTY	RATE	QTY	RATE	QTY	RATE	QTY	RATE	QTY	RATE	QTY	RATE	QTY	RATE	QTY	RATE
DM4500	Jot Dx™ ICM	14,241	1.20%	0	0.00%	0	0.00%	0	0.00%	0	0.00%	0	0.00%	0	0.00%	0	0.00%	0	0.00%	0	0.00%
DM3500	Confirm Rx™ ICM	93,075	5.00%	9	<0.01%	10	0.01%	0	0.00%	0	0.00%	2	<0.01%	8	<0.01%	4	<0.01%	33	0.04%		
DM2102	SJM Confirm™ ICM	5,854	14.60%	19	0.32%	0	0.00%	1	0.02%	0	0.00%	0	0.00%	1	0.02%	5	0.09%	26	0.44%		
DM2100	SJM Confirm™ ICM	18,687	17.80%	15	0.08%	1	<0.01%	20	0.11%	10	0.05%	0	0.00%	7	0.04%	42	0.22%	95	0.51%		

Definitions of malfunction categories can be found on [pages 5-6](#).

## Focus on Clinical Performance

## ICD Premature Battery Depletion Advisory Update – June 2023

Since the original October 2016 communication, Abbott (formerly St. Jude Medical) has continued to analyze and review the performance data from the affected device population. The rates reported below summarize performance data through February 28, 2023.

Importantly, the information contained in this notice has not altered our previously communicated patient management recommendations. This information is intended to keep you informed of our continuous analysis of all products returned to the company.

### RATES

The table below summarizes the updated worldwide experience for the affected devices that were returned for product analysis due to premature battery depletion (PBD). The table includes the updated data through February 28, 2023. All events reported since August 31, 2022 were classified as “No Harm Reported/Additional Surgery Only”; there were no reports of Loss of Pacing or Loss of Defibrillation.

WORLDWIDE PATIENT IMPACT	NUMBER / RATE THROUGH FEBRUARY 28, 2023
No Harm Reported/Additional Surgery Only*	9,410/2.360%
Loss of Pacing – Minor (Dizziness)	60/0.015%
Loss of Pacing – Major (Syncope)	29/<0.01%
Loss of Defibrillation – Emergency	4/<0.01%
Loss of Defibrillation – Death	2/<0.01%
<b>Grand Total</b>	<b>9,505/2.384%</b>
<b>Total Units Sold</b>	<b>398,740</b>

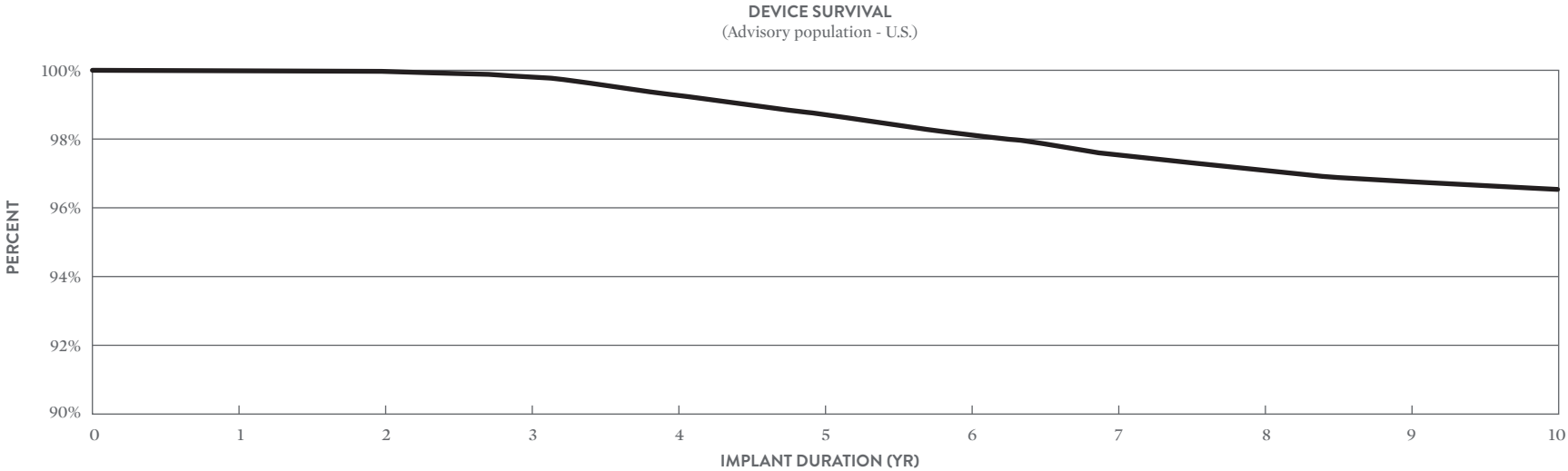
*\*All impacts in this table were related to a replacement surgery, as the data are from units explanted and returned for analysis. The category “No Harm Reported/Additional Surgery Only” means there was no associated report of patient symptoms in addition to the replacement of the affected unit.*

*Note: The calculation also includes investigations associated with the Battery Performance Alert notifications. These are reflected in the “No Harm Reported/Additional Surgery Only” category.*

# Focus on Clinical Performance

Estimated Performance of Affected Fortify™ Implantable Cardioverter Defibrillator (ICD), Fortify Assura™ ICD, Quadra Assura™ Cardiac Resynchronization Therapy Defibrillator (CRT-D), Unify™ CRT-D, Unify Assura™ CRT-D and Unify Quadra™ CRT-D Devices

TEN-YEAR COMBINED KAPLAN-MEIER SURVIVAL CURVE OF FREEDOM FROM PREMATURE BATTERY DEPLETION ASSOCIATED WITH LITHIUM DEPOSITS IN AFFECTED U.S. ADVISORY DEVICE POPULATION



YEAR	1	2	3	4	5	6	7	8	9	10
SURVIVAL PROBABILITY	99.997%	99.970%	99.750%	99.233%	98.588%	97.947%	97.383%	96.956%	96.725%	96.580%
SAMPLE SIZE	227,000	210,000	197,000	185,000	173,000	165,000	147,000	109,000	76,000	49,500

## SURVIVAL CALCULATION GENERAL METHODS

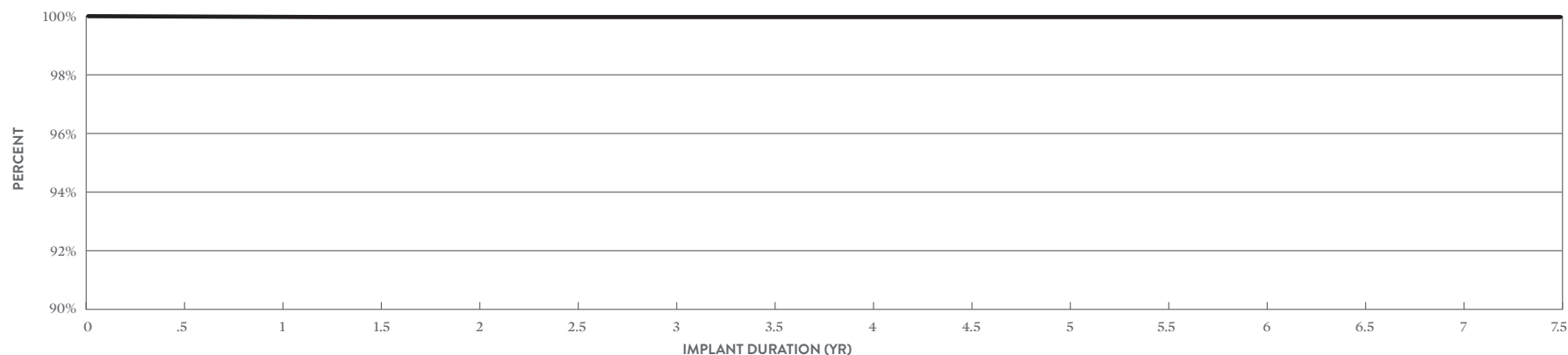
Internal modeling based on an analysis of field returns related to premature battery depletions associated with lithium clusters; updated with data through February 28, 2023.

## Non-Advisory Population Update

Fortify™, Fortify Assura™, Quadra Assura™, Quadra Assura MP™, Unify™, Unify Assura™ and Unify Quadra™ Devices manufactured after May 23, 2015 were built with an improved battery design with additional insulation and thus not included in the advisory population. Through August 2022 there have been zero (N=0) occurrences, worldwide, of premature depletion due to Li clusters with the improved design.

In the US there have been ~230,000 implanted devices with the improved battery design with no occurrences of premature depletion associated with Li clusters. Of the implanted US population, ~96% (or ~220,500) have exceeded 1 year of implant duration and ~88% (or ~203,000) have exceeded 2.0 years of implant duration with no occurrences of premature depletion due to Li clusters.

**SURVIVAL PLOT FOR NON-ADVISORY POPULATION  
KAPLAN-MEIER METHOD  
CENSORING FOR NON-ADVISORY POPULATION WITH CLUSTER**

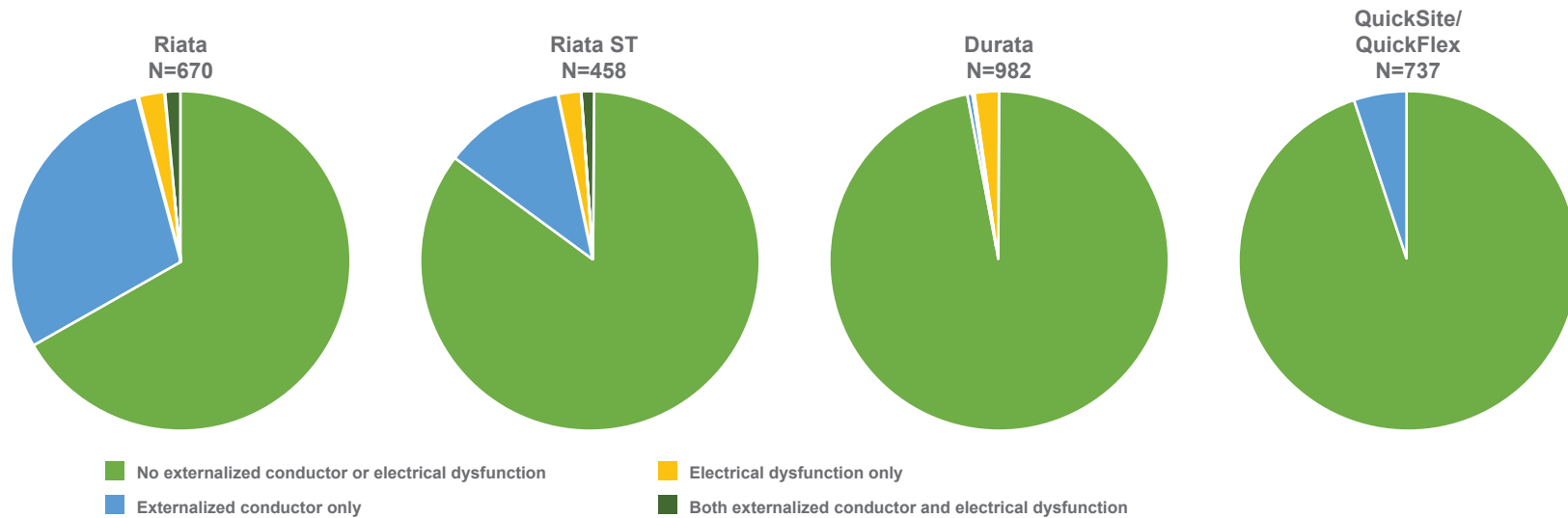


YEAR	.5	1	1.5	2	2.5	3	3.5	4	4.5	5	5.5	6	6.5	7	7.5
<b>SURVIVAL PROBABILITY</b>	100%	100%	100%	100%	100%	100%	100%	100%	100%	100%	100%	100%	100%	100%	100%
<b>SAMPLE SIZE</b>	-230,000	-220,500	-212,000	-203,000	-192,000	-177,000	-160,000	-143,000	-125,000	-108,000	-90,500	-73,800	-55,600	-32,000	-2,300

## Update on Riata™ Lead Performance

### REGISTRY AND POST-MARKET STUDIES

Prospective, monitored registries provide the best data to support clinical decision making. In December 2011, Abbott initiated the Riata Lead Evaluation Study (RLES) and enrolled 782 patients with Riata leads at sites in the U.S., Canada, and Japan. In 2013, Abbott expanded the RLES to include Durata and QuickSite/QuickFlex leads and to increase the quantity of monitored Riata and Riata ST leads. The expanded study, known as the “St. Jude Medical Cardiac Lead Assessment Study” (CLAS) began enrollment in February 2013 to ensure inclusion of at least 500 leads in each of those lead families. Under the CLAS protocol, patients were followed every six months for three years with cinefluoroscopy performed at yearly follow-up visits. The main objective of the study was to determine the prevalence and incidence of lead compromise evidenced by imaging and electrical dysfunction in Riata, Riata ST, QuickSite/QuickFlex, and Durata leads. Since initiation, Abbott provided biannual updates in the Product Performance Report (PPR) regarding the progress of the Cardiac Lead Assessment Study (CLAS) and Kaplan-Meier analysis of the leads which had been enrolled. In April 2022, the final assessment of each lead family’s performance was published in the Heart Rhythm O2 journal<sup>1</sup> and is available online as an open access manuscript. The conclusion stated that “a high prevalence of externalized conductors was found in Riata and Riata ST defibrillator leads, with a higher risk of externalization for 8F Riata lead than for 7F Riata ST leads. The 98% reduction in prevalence of externalized conductors in Durata leads compared to Riata/Riata ST leads confirms that the design improvements culminating in Durata leads significantly improved abrasion resistance and durability.” These findings are consistent with the data and analysis published in prior versions of the PPR. The excerpt below provides the 10-year survival probability for “Externalized Conductors” and the “Freedom from Electrical Dysfunction”:



<sup>1</sup> Heart Rhythm O2 2022; Volume 3, Issue 2, pgs. 160-168



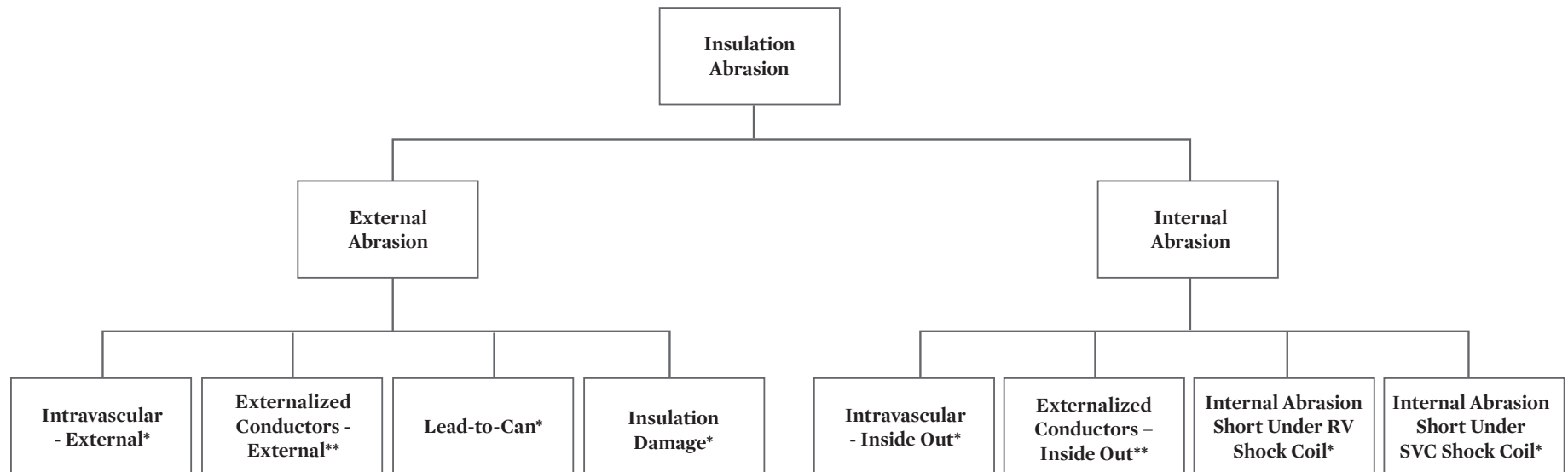
# Focus on Clinical Performance

## CUSTOMER REPORTED PERFORMANCE DATA

As in prior publications, Abbott provides externalized conductor rates from the passive data system to maintain continuity with previously published data and to provide full disclosure of the data available to Abbott. As of February 28, 2023, there were 6,667 cases of externalized conductors reported to Abbott worldwide on Riata™ (8F) and Riata™ ST (7F) silicone defibrillation leads, equating to a 3.58% (5,588/156,000) incidence rate for Riata (8F) and 1.53% (1,079/70,600) for Riata ST (7F) leads. Of these 6,667 leads, 4,859 were not returned and 1,808 were returned for analysis. Approximately 87% of confirmed externalized conductors from product returns analysis are caused by inside-out abrasion, while 13% result from external sources of abrasion.

A flow diagram depicting specific insulation abrasion failure mechanisms for Riata™ and Riata™ ST silicone leads is shown in the following figure.

FLOW DIAGRAM OF INSULATION ABRASION TYPES AND FAILURE MECHANISMS



\*Determined by returned product analysis.

\*\*Includes cases determined by returned product analysis as well as cases identified only by fluoroscopy or visualization of explanted leads.

# Focus on Clinical Performance

Definitions of the failure mechanisms are provided below:

- **External Abrasion:** Abrasion resulting from direct contact with an implanted device (e.g., pulse generator can, another lead), calcified anatomy, or anatomical structure that results in an outer insulation breach.
- **Internal Abrasion:** “Inside-out” abrasion between a lead conductor and the outer insulation that results in an insulation breach.
- **Intravascular Abrasion - External:** Direct contact with a foreign body (e.g., another lead), calcified anatomy, or cardiac structure within the vascular system or the heart that results in an outer insulation breach. The nature of the breach does not result in the conductors becoming visible outside the lead body. Determined by returned product analysis.
- **Externalized Conductors – External Source of Abrasion:** Direct contact with a foreign body (e.g., another lead), calcified anatomy, or cardiac structure within the vascular system or the heart that results in an outer insulation breach and the normally contained conductors becoming visible outside the lead body. Includes cases determined by returned product analysis as well as cases identified only by fluoroscopy or visualization of explanted leads.
- **Lead-to-Can Abrasion:** Direct contact between the lead and the can (i.e. pacemaker, ICD, or CRT-D) that results in an outer insulation breach. Determined by returned product analysis.
- **Insulation Damage:** Insulation breaches that result from external mechanisms, including clavicular crush and outside-in abrasion by lead conductors. Determined by returned product analysis.
- **Intravascular Abrasion – Inside Out:** “Inside-out” abrasion between a lead conductor and the outer insulation within the vascular system or the heart that results in an outer insulation breach. The nature of the breach does not result in the conductors becoming visible outside the lead body. Determined by returned product analysis.
- **Externalized Conductors – Inside-Out:** Outward abrasion of conductors that results in an outer insulation breach within the vascular system or heart and the normally contained conductors becoming visible outside the lead body. Includes cases determined by returned product analysis as well as cases identified only by fluoroscopy or visualization of explanted leads.
- **Internal Abrasion Short under RV Shock Coil:** Abrasion of the conductor cables under the RV shock coil that results in breaches of the outermost silicone insulation and the ETFE cable insulator, allowing the exposed metal surface of the conductor cables to make direct contact with the overlying RV shock coil. Determined by returned product analysis.
- **Internal Abrasion Short under SVC Shock Coil:** Abrasion of the conductor cables under the SVC shock coil that results in breaches of the outermost silicone insulation and the ETFE cable insulator, allowing the exposed metal surface of the conductor cables to make direct contact with the overlying SVC shock coil. Determined by returned product analysis.

## Focus on Clinical Performance

The table below summarizes the incidence of insulation abrasion failure mechanisms confirmed by returns analysis of Riata™ and Riata™ ST leads. Approximately 15,170 Riata and Riata ST leads have been returned for analysis worldwide through February 28, 2023. Returned leads may exhibit more than one failure mechanism; hence the incidence rates presented in the table are not mutually exclusive. Note that the rates for externalized conductors also include visual-only observations that have been reported for leads remaining implanted.

### RIATA™ (8F) AND RIATA™ ST (7F) LEAD INSULATION ABRASION FAILURE MECHANISMS FROM COMPLAINTS AND RETURNS

INSULATION FAILURE MECHANISM	ABRASION TYPE	RIATA (8F)	RIATA ST (7F)
		WORLDWIDE (WW) INCIDENCE RATE (WW SALES = 156,100)	WORLDWIDE (WW) INCIDENCE RATE (WW SALES = 70,600)
Intravascular – External*	External Abrasion	0.55%	0.58%
Externalized Conductors – External**	External Abrasion	0.44%	0.21%
Lead-to-Can*	External Abrasion	1.08%	0.97%
Insulation Damage*	External Abrasion	0.13%	0.07%
Intravascular - Inside Out*	Internal Abrasion	0.64%	0.44%
Externalized Conductors - Inside Out**	Internal Abrasion	3.19%	1.32%
Internal Abrasion Short Under RV Shock Coil*	Internal Abrasion	0.13%	0.05%
Internal Abrasion Short Under SVC Shock Coil*	Internal Abrasion	0.13%	0.021%

\*Determined by returned product analysis.

\*\*Includes cases determined by returned product analysis as well as cases identified only by fluoroscopy or visualization of explanted leads.

## Update on Durata™ Lead Performance

### CUSTOMER REPORTED PERFORMANCE DATA

The table below summarizes the incidence of insulation abrasion failure mechanisms confirmed by returns analysis of Riata™ ST Optim™ and Durata™ leads. Approximately 29,335 Riata ST Optim and Durata leads have been returned for analysis worldwide through February 28, 2023. Returned leads may exhibit more than one failure mechanism; hence the incidence rates presented in the table are not mutually exclusive.

#### DURATA™ (WW SALES 972,832) AND RIATA™ ST OPTIM™ (WW SALES = 33,109) LEADS INSULATION FAILURE MECHANISMS FROM COMPLAINTS AND RETURNS ANALYSIS

INSULATION FAILURE MECHANISM	ABRASION TYPE	OPTIM DEFIB LEAD WORLDWIDE (WW) INCIDENCE RATE (WW SALES = 1,036,909)
Intravascular – External*	External Abrasion	0.034%
Externalized Conductors – External**	External Abrasion	0.007%
Lead-to-Can*	External Abrasion	0.104%
Insulation Damage*	External Abrasion	0.026%
Intravascular - Inside Out*	Internal Abrasion	0.00208%***
Externalized Conductors - Inside Out**	Internal Abrasion	0.00039%***
Internal Abrasion Short Under RV Shock Coil*	Internal Abrasion	0.015%
Internal Abrasion Short Under SVC Shock Coil*	Internal Abrasion	0.009%

\*Determined by returned product analysis.

\*\*Includes cases determined by returned product analysis as well as cases identified only by fluoroscopy or visualization of explanted leads.

\*\*\*These values reflect returns with a silicone insulation breach due to inside-out abrasion in the short region not protected by Optim insulation.

These incidence rates from complaints and returns analysis demonstrate the effectiveness of the Riata ST Optim and Durata lead design changes in reducing insulation-related failures when compared to the same type of data for Riata and Riata ST silicone leads (see page 295).

## Update on Optim™ Lead Insulation

In 2006 Abbott brought to the cardiac rhythm management (CRM) market a silicone-polyurethane co-polymer known as Optim™ lead insulation, now featured in IsoFlex™ Optim™, Tendril™ STS, OptiSense™, QuickFlex™ μ, Quartet™, Durata™, and Optisure™ lead families. Optim lead insulation consolidates the best characteristics of two established CRM lead insulation materials, polyurethane and silicone.

The polyurethane content of Optim lead insulation imparts lubricity, strength, and abrasion resistance while the nearly 50% silicone content imparts flexibility and biostability.<sup>1,2</sup> The clinical performance of >8.8 million Optim insulated pacing and tachycardia leads implanted worldwide continues to be excellent. All aspects of Optim lead insulation performance can be appreciated by referring to the Acute Observation, Chronic Complication, Lead Malfunction, and Survival Probability data found in this Product Performance Report. One noteworthy reliability benefit of Optim lead insulation is a significant reduction in the most common mode of lead malfunction: insulation abrasion.<sup>3</sup> Insulation abrasion can occur as a result of lead motion and contact with pacemakers, ICDs, adjacent leads, or anatomical structures and can occur in the subcutaneous, intravascular, or intracardiac areas of the lead.

The clinical effects associated with all types of insulation abrasion malfunctions can include sensing noise and changes in both pacing and defibrillation impedances and thresholds. As indicated in our December 2010 Riata communication, the presence of Optim™ lead insulation on the Riata™ ST Optim™ and Durata™ defibrillation lead family has greatly reduced the quantity of all abrasion types.

This Product Performance Report provides an up-to-date statistical assessment of the benefits of Optim lead insulation on Abbott tachycardia leads. A Kaplan-Meier analysis including all U.S. data through December 31, 2022 was performed on two groups of leads: (1) tachycardia leads with silicone insulation [Riata and Riata ST lead families], and (2) tachycardia leads with Optim lead insulation [Riata ST Optim and Durata lead families]. For each group, the U.S. registration and tracking data was combined with data from all U.S. confirmed abrasion malfunctions. This analysis does not include data from prospective registries or non-returned complaints. A Kaplan-Meier curve representing freedom from abrasion for both groups is provided below on the following page. The longest implant duration that is common to both model groups was 194 months. To provide a direct comparison of both model groups, the probability of an abrasion malfunction by 194 months of implant time is also presented in graphical format.

1 C. Jenney, J. Tan, A. Karicherla, J. Burke, and J. Helland, "A New Insulation Material for Cardiac Leads with Potential for Improved Performance," HRS 2005, HeartRhythm, 2, S318-S319 (2005).

2 J. Tan and C. Jenney, "Comparative In Vivo Biostability Study of A New Lead Insulation Material Versus Polyurethanes," HRS2006, Heart Rhythm, 3, S146 (2006).

3 T. Kleemann, T. Becker, K. Doenges, M. Vater, J. Senges, S. Schneider, W. Saggau, U. Weisse, and K. Seidl, "Annual Rate of Transvenous Defibrillation Lead Defects in Implantable Cardioverter-Defibrillators Over a Period of >10 Years," Circulation, 115, 2474-2480 (2007).

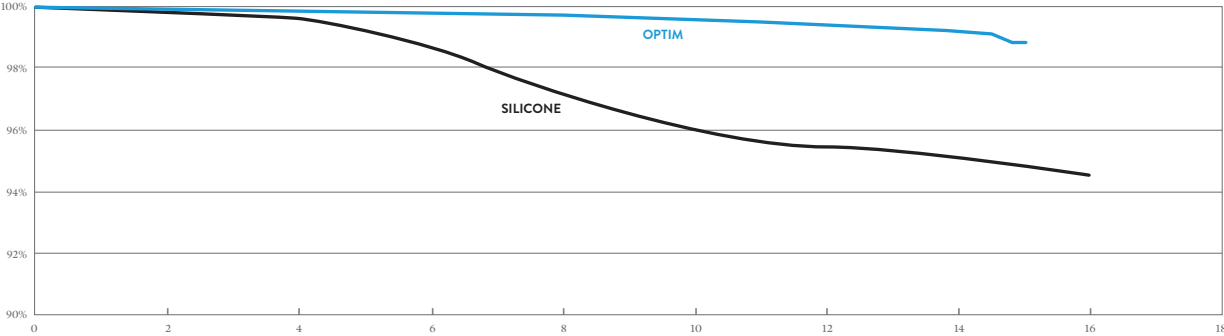
# Focus on Clinical Performance

The data show that the presence of Optim™ lead insulation dramatically reduces the probability of abrasion malfunction in tachycardia leads at 194 months by 78%, which was confirmed to be statistically significant ( $p < 0.001$ ) by a log-rank test.

## OPTIM™ LEAD INSULATION EFFECTS ON ABBOTT TACHYCARDIA LEAD ABRASION

### KAPLAN-MEIER ANALYSIS OF U.S. RETURNS ANALYSIS DATA

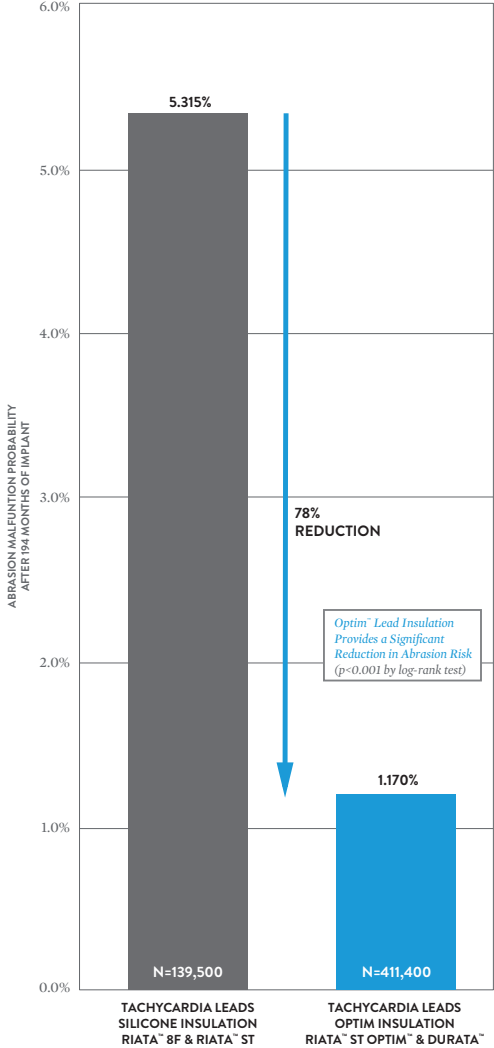
FREEDOM FROM ABRASION FAILURE (%)



IMPLANT POPULATION

YEAR	2	4	6	8	10	12	14	16	AT 194 MONTHS
OPTIM	338,752	284,657	236,410	186,325	129,454	72,391	20,879	0	0
SILICONE	110,959	91,533	75,205	62,894	55,263	51,725	47,198	30,314	28,169

ABRASION MALFUNCTION PROBABILITY AFTER 194 MONTHS OF IMPLANT



## Advisories & Safety Alerts

# Advisories & Safety Alerts

The following table summarizes advisories and safety alerts regarding Abbott implantable device systems since 2005. These advisories and alerts have been previously communicated to physicians. For more information please access our Product Advisory web page at [Cardiovascular Product Advisories | Abbott](#) or contact Abbott Technical Services at 1-800-722-3774.

## ICD AND CRT-D DEVICES

MODEL IDENTIFICATION	ADVISORY	FOLLOW-UP RECOMMENDATIONS AT TIME OF ADVISORY
<p><b>GLOBAL MODELS</b> Subset of Ellipse™ (Models CD2411-36C, CD1277-36, CD1377-36C, CD1377-36QC, CD2277-36Q, CD2377-36QC)</p>	<p><b>1/22/2020</b> <b>Class II</b></p> <p>Abbott is notifying physicians that a small number of Ellipse™ Implantable Cardioverter Defibrillators (ICDs) may lose wireless radiofrequency (RF) communication. Devices will continue to function normally, but remote monitoring and data transmission capabilities may be interrupted.</p>	<p>Abbott has developed a software patch for the Merlin™ PCS Programmer which restores wireless RF communication capability in affected devices. This solution does not present additional risk to patients and device explant is not required for the update. The solution is available in Merlin™ PCS Programmer software Model 3330 v24.6.1 or later and Abbott will assist in updating programmer software and restoring wireless RF communication for these devices.</p> <p>We recommend working with your Abbott representative to help correct affected devices during the patient's next regularly scheduled visit.</p> <p><b>Current Status (December 31, 2022):</b> No occurrences have been reported following the field communication and correction.</p>
<p><b>GLOBAL MODELS</b> Ellipse™ (Models CD1411-36Q, CD2411-36Q, CD2411-36C)</p>	<p><b>6/21/2019</b> <b>Class I</b></p> <p>The potential for electrical failures was identified in implantable cardioverter defibrillators (ICDs) due to a manufacturing error with aluminum wires. The affected ICDs may contain electrical wire connections which may not be completely insulated. The potential patient impact could be the inability to deliver high voltage therapy. There is no available option to verify the vulnerability status for implanted devices.</p>	<p>On June 20, 2019 Abbott began voluntarily recalling a small number (204 devices globally) of Ellipse implantable cardioverter defibrillators (ICDs) from our customers and hospitals to prevent implant of devices that may have a latent vulnerability in the electronics circuitry. We have currently received zero (0) product performance complaints related to this issue. On June 21, 2019, hand-delivery of Urgent Medical Device Recall Notices to physicians supporting implanted patients commenced. Device explant and replacement are recommended. Customers were advised to: 1) Review the device model and serial numbers in the appendix of the customer letter to identify the impacted patients and return the acknowledgement form to the Abbott sales representative; and 2) Device explant and replacement are recommended. A copy of this letter is available on <a href="#">Cardiovascular Product Advisories   Abbott</a>. Customers with additional questions are encouraged to call 1-800-727-7846 (Opt3), 8:30am - 5:30pm Central Time, Monday thru Friday.</p> <p><b>Current Status (December 31, 2022):</b> No occurrences of failure to deliver high voltage therapy have been reported following the field communication. Potentially affected devices have been or are planned for explant per recommendations.</p>



## ICD AND CRT-D DEVICES

MODEL IDENTIFICATION	ADVISORY	FOLLOW-UP RECOMMENDATIONS AT TIME OF ADVISORY
<p><b>GLOBAL MODELS</b></p> <p>Current™ (Models 1207-30, 1207-36, 2207-30, 2207-36, CD1211-36, CD1211-36Q, CD1215-36, CD1215-36Q, CD1217-36, CD1219-36, CD1219-36Q, CD2211-36, CD2211-36Q, CD2215-36, CD2215-36Q, CD2217-36, CD2219-36, CD2219-36Q) Ellipse™ (Models CD1275-36, CD1275-36Q, CD1277-36, CD1277-36Q, CD1293-36Q, CD1309-36, CD1309-36Q, CD1311-36, CD1311-36Q, CD1377-36, CD1377-36Q, CD1377-36QC, CD1393-36C, CD1393-36QC, CD1409-36Q, CD1411-36C, CD1411-36Q, CD1411-36QC, CD2275-36, CD2275-36Q, CD2277-36, CD2277-36Q, CD2293-36, CD2293-36Q, CD2309-36, CD2309-36Q, CD2311-36, CD2311-36Q, CD2377-36, CD2377-36C, CD2377-36Q, CD2377-36QC, CD2393-36C, CD2393-36QC, CD2409-36C, CD2409-36Q, CD2411-36C, CD2411-36Q)</p> <p>Excelis Quadra™ (Models CD3281-40, CD3281-40Q)</p> <p>Excelis™ (Models CD3389-40C, CD3389-40QC)</p> <p>Excelis™ CRT-D (Models CD3297-40, CD3297-40Q)</p> <p>Fortify Assura™ DR (Models CD2257-40, CD2257-40Q, CD2259-40, CD2259-40Q, CD2357-40C, CD2357-40Q, CD2359-40, CD2359-40C, CD2359-40Q, CD2359-40QC)</p> <p>Fortify Assura™ ST DR (Models CD2263-40, CD2263-40Q, CD2363-40C, CD2363-40Q)</p> <p>Fortify Assura™ ST VR (Models CD1263-40, CD1263-40Q, CD1363-40C, CD1363-40Q)</p> <p>Fortify Assura™ VR (Models CD1257-40, CD1257-40Q, CD1259-40, CD1259-40Q, CD1357-40C, CD1357-40Q, CD1359-40, CD1359-40C, CD1359-40Q, CD1359-40QC)</p> <p>Fortify™ DR (Models CD2231-40, CD2231-40Q, CD2233-40, CD2233-40Q)</p> <p>Fortify™ ST DR (Models CD2235-40, CD2235-40Q, CD2241-40, CD2241-40Q)</p> <p>Fortify™ ST VR (Models CD1235-40, CD1235-40Q, CD1241-40, CD1241-40Q)</p> <p>Fortify™ VR (Models CD1231-40, CD1231-40Q, CD1233-40, CD1233-40Q)</p> <p>HeartMinder™ + DR (Models CD2391-40C, CD2391-40QC)</p> <p>HeartMinder™ + VR (Models CD1391-40C, CD1391-40QC)</p> <p>HeartMinder™ ST DR (Models CD2299-40, CD2299-40Q)</p> <p>Promote™ (Models 3207-30, 3207-36, 3213-36, CD3211-36, CD3211-36Q, CD3215-36, CD3215-36Q)</p> <p>Promote Quadra™ (Models CD3221-36, CD3223-36P, CD3239-40, CD3239-40Q)</p> <p>Quadra + Excelis™ (Models CD3385-40C, CD3385-40QC, CD3387-40C, CD3387-40QC)</p> <p>Quadra Assura MP™ (Models CD3269-40, CD3269-40Q, CD3271-40, CD3271-40Q, CD3369-40C, CD3369-40Q, CD3371-40, CD3371-40C, CD3371-40Q, CD3371-40QC)</p> <p>Quadra Assura™ (Models CD3265-40, CD3265-40Q, CD3267-40, CD3267-40Q, CD3365-40C, CD3365-40Q, CD3367-40, CD3367-40C, CD3367-40Q, CD3367-40QC)</p> <p>Unify Assura™ (Models CD3257-40, CD3257-40Q, CD3261-40, CD3261-40Q, CD3357-40C, CD3357-40Q, CD3361-40, CD3361-40C, CD3361-40Q, CD3361-40QC)</p> <p>Unify Quadra MP™ (Models CD3255-40, CD3255-40Q)</p> <p>Unify Quadra™ (Models CD3249-40, CD3249-40Q, CD3251-40, CD3251-40Q)</p> <p>Unify™ (Models CD3231-40, CD3231-40Q, CD3235-40, CD3235-40Q)</p>	<p><b>4/16/2018</b></p> <p><b>Class II</b></p> <p>Abbott released a planned upgrade to the firmware installed on our implantable cardioverter defibrillator (ICD) or cardiac resynchronization therapy defibrillator (CRT-D) devices. The cybersecurity firmware update provides an additional layer of protection against unauthorized device access.</p>	<p>Prophylactic replacement of affected devices is not recommended.</p> <p><b>Recommendations for Devices Eligible for Firmware Upgrade</b></p> <p>While not intended to serve as a substitute for your professional judgment, we, along with our Medical Advisory Boards, recommend the firmware upgrade for all eligible patients at the next regularly scheduled visit or when appropriate depending on the preferences of the patient and physician.</p> <p>Please consider the following:</p> <ul style="list-style-type: none"> <li>• Discuss the risks and benefits of the firmware update with your patients. As part of this discussion, it is important to consider patient specific issues such as pacemaker dependence, frequency of high voltage therapy, age of device, and patient preference.</li> <li>• If deemed appropriate, install this firmware update following the instructions on the programmer.</li> <li>• The update should be performed with appropriate monitoring and external defibrillation equipment available.</li> </ul> <p><b>Recommendations for Current™ &amp; Promote™ Devices not Eligible for Cybersecurity Firmware Update</b></p> <p>If you have any concerns relating to device cybersecurity for those patients implanted with Current™/Promote™ devices, you do have the option to permanently disable the RF communication capability in the device. However, if you choose that option, the patient can no longer be monitored remotely using an RF Merlin@home transmitter. For most patients, permanently disabling RF is not advisable given the proven benefits and improved survival associated with home monitoring. [1,2] Therefore we, along with our Medical Advisory Boards, recommend the following:</p> <ul style="list-style-type: none"> <li>• Discuss the risks of cybersecurity vulnerabilities and proven benefits of remote monitoring with your patients at the next regularly scheduled visit.</li> <li>• If deemed appropriate, RF communication may be permanently disabled during an in-clinic device interrogation with Merlin programmer software version 24.2.x or later by selecting the RF icon in the upper left corner of the FastPath summary screen.</li> </ul> <p><b>Current Status (December 31, 2022):</b> We have received no reports of device compromise related to the cybersecurity vulnerabilities in the implanted devices impacted by this communication.</p> <p>If you have any questions about the cybersecurity firmware update you can contact your Abbott representative or our dedicated customer technical support hotline at 1-800-722-3774 (U.S.).</p> <p>Additional materials, including a Patient Communication, can be found on <a href="#">Cardiovascular Product Advisories   Abbott</a>.</p> <p><sup>1</sup> Mittal, S., Piccini, J., Fischer, A., Snell, J., Dalal, N., &amp; Varma, N. (2014, May). Remote monitoring of ICD patients is associated with reduced mortality irrespective of device type. Presented at the meeting of the Heart Rhythm Society, San Francisco, CA. This was a retrospective data review and had limitations.</p> <p><sup>2</sup> Mittal, S., Piccini, J., Fischer, A., Snell, J., Dalal, N., &amp; Varma, N. (2014, May). Increased adherence to remote monitoring is associated with reduced mortality in both pacemaker and defibrillator patients. Presented at the meeting of the Heart Rhythm Society, San Francisco, CA. This was a retrospective data review and has limitations.</p>

## ICD AND CRT-D DEVICES

MODEL IDENTIFICATION	ADVISORY	FOLLOW-UP RECOMMENDATIONS AT TIME OF ADVISORY
<p><b>GLOBAL MODELS</b></p> <p>Excelis Quadra™ (Models CD3281-40, CD3281-40Q)            Excelis™ + (Models CD3389-40C, CD3389-40QC)            Excelis™ CRT-D (Models CD3297-40, CD3297-40Q)            Fortify Assura™ DR (Models CD2257-40, CD2257-40Q, CD2259-40, CD2259-40Q, CD2357-40C, CD2357-40Q, CD2359-40, CD2359-40C, CD2359-40Q, CD2359-40QC)            Fortify Assura™ ST DR (Models CD2263-40, CD2263-40Q, CD2263-40C, CD2263-40Q)            Fortify Assura™ ST VR (Models CD1263-40, CD1263-40Q, CD1363-40C, CD1363-40Q)            Fortify Assura™ VR (Models CD1257-40, CD1257-40Q, CD1259-40, CD1259-40Q, CD1357-40C, CD1357-40Q, CD1359-40, CD1359-40C, CD1359-40Q, CD1359-40QC)            Fortify™ DR (Models CD2231-40, CD2231-40Q, CD2233-40, CD2233-40Q)            Fortify™ ST DR (Models CD2235-40, CD2235-40Q, CD2241-40, CD2241-40Q)            Fortify™ ST VR (Models CD1235-40, CD1235-40Q, CD1241-40, CD1241-40Q)            Fortify™ VR (Models CD1231-40, CD1231-40Q, CD1233-40, CD1233-40Q)            HeartMinder™ + DR (Models CD2391-40C, CD2391-40QC)            HeartMinder™ + VR (Models CD1391-40C, CD1391-40QC)            HeartMinder™ ST DR (Models CD2299-40, CD2299-40Q)            HeartMinder™ ST VR (Models CD1299-40, CD1299-40Q)            Quadra + Excelis™ (Models CD3385-40C, CD3385-40QC)            Quadra Assura MP™ (Models CD3269-40, CD3269-40Q, CD3271-40, CD3271-40Q, CD3371-40, CD3371-40C, CD3371-40Q, CD3371-40QC)            Quadra Assura™ (Models CD3265-40, CD3265-40Q, CD3267-40, CD3267-40Q, CD3365-40C, CD3365-40Q, CD3367-40, CD3367-40C, CD3367-40Q, CD3367-40QC)            Unify Assura™ (Models CD3257-40, CD3257-40Q, CD3261-40, CD3261-40Q, CD3357-40C, CD3357-40Q, CD3361-40, CD3361-40C, CD3361-40Q, CD3361-40QC)            Unify Quadra MP™ (Models CD3255-40, CD3255-40Q)            Unify Quadra™ (Models CD3249-40, CD3249-40Q, CD3251-40, CD3251-40Q)            Unify™ (Models CD3231-40, CD3231-40Q, CD3235-40, CD3235-40Q)</p>	<p><b>10/11/2016</b>  <b>Class I</b></p> <p>High voltage devices (ICDs and CRT-Ds) that utilize Lithium-based battery chemistries are subject to Lithium cluster formation during high voltage charging. Depending on their location, Lithium clusters may cause a short circuit that can lead to premature battery depletion. Our investigation indicates that if a short circuit occurs, battery depletion can occur in these devices within a day to a few weeks, which may result in the inability to deliver therapy.</p> <p><b>8/28/2017</b>  <b>Class I</b></p> <p>Customers were made aware of the availability of a new battery performance management tool for detection of abnormal battery performance in devices subject to the October 2016 advisory.</p> <p>A follow up was provided on April 16, 2018 regarding the availability of a firmware upgrade for devices subject to the October 2016 advisory which provides further detection capability for premature battery depletion.</p>	<p>In consultation with our Medical Advisory Board, we recommend the following:</p> <ul style="list-style-type: none"> <li>• Do not implant unused affected devices.</li> <li>• Conduct patient follow-up per standard practice.</li> <li>• Prophylactic device replacement is NOT recommended because complications following replacement have been reported to occur at a greater rate than the rate of harm associated with premature battery depletion due to lithium cluster induced shorts (see below for selected references).</li> <li>• In the event of an ERI indicator in these devices, immediate device change is recommended. At this time there is no factor, method or test to identify devices with this form of premature battery depletion approaching ERI or to accurately predict remaining battery life once ERI appears.</li> <li>• Physicians should reaffirm the availability of home monitoring to avoid or minimize time without device therapy for bradycardia and tachycardia events.</li> <li>• Enroll patients in Merlin.net™ Patient Care Network (PCN) utilizing the “DirectAlerts™” feature to provide you with an immediate alert notification in the event ERI is reached. For patients currently enrolled in Merlin.net PCN, remind them of the importance of using remote monitoring.</li> <li>• Review the most recent Programmed Parameters printout.             <ul style="list-style-type: none"> <li>• Ensure that under the “Trigger Alerts When” section, that the “Device at ERI” parameter is ON (it is normally ON) for both “Show on FastPath” and “Notify Patient” selections.</li> <li>• If the “Device at ERI” alert is OFF, we recommend that the patient be seen promptly to program this parameter ON.</li> </ul> </li> <li>• Advise patients that an ERI indication triggers a vibratory alert. At the next scheduled office visit:             <ul style="list-style-type: none"> <li>• Interrogate the patient’s device to determine if an ERI alert has been triggered. Premature battery depletion can be identified by physicians through home monitoring showing ERI or more advanced battery depletion.</li> <li>• Perform a patient notifier test to confirm that the patient feels and recognizes the vibratory alert.</li> <li>• Patients who cannot feel the vibratory alert may experience loss of battery and/or loss of device function without their awareness.</li> <li>• Advise the patient to contact your office promptly should they feel a vibratory alert.</li> <li>• In-office evaluation should be performed to determine the reason for the alert as other non-critical events can also trigger a vibratory alert.</li> </ul> </li> </ul> <p>The following additional recommendations were communicated in April 2018 follow up advisory:</p> <ul style="list-style-type: none"> <li>• Patients receiving the firmware update should be advised that the device-based Battery Performance Alert (BPA) will trigger a vibratory alert.</li> <li>• In the absence of a BPA being triggered in a patient’s device, through Merlin.net or the Merlin programmer, we continue to recommend adhering to the original patient management recommendations from the 2016 Premature Battery Depletion advisory. However, if the BPA is triggered, <b>immediate device explant and replacement is recommended.</b></li> </ul> <p>Device Replacement Complication Publications</p> <ol style="list-style-type: none"> <li>1. John W. Moore III, William Barrington, et. al.; “Complications of replacing implantable devices in response to advisories: A single center experience”; International Journal of Cardiology 134 (2009) 42–46 (5.5% overall, 2.1% major complications)</li> <li>2. Paul A. Gould, MBBS, PhD, Lorne J. Gula, MD, et. al.; “Outcome of advisory implantable cardioverter- defibrillator replacement: One-year follow-up”; Heart Rhythm, Vol 5, No 12, December 2008 (9.1% overall, 5.9% major complications, including two deaths)</li> <li>3. Krystina B. Lewis, Dawn Stacey, R.N., Ph.D, et. al.; “Estimating the Risks and Benefits of Implantable Cardioverter Defibrillator Generator Replacement: A Systematic Review; PACE, Vol. 39, July 2016 (7.5% overall, 4.0% major complications)</li> </ol> <p><b>Current Status (February 28, 2023):</b> At the time of the advisory, 841 returned devices (0.21%) of 398,740 devices worldwide had premature depletion in association with lithium clusters, including 549 in the US. As of February 28, 2023, there were additional occurrences for a cumulative worldwide total of 9,505 and the rate is now 2.38%.</p> <p>For additional information and to determine if a device serial number is subject to this advisory, please go to the following website: <a href="https://www.abbott.com/vascular/product-advisories">Cardiovascular Product Advisories   Abbott</a>.</p>

## ICD AND CRT-D DEVICES

MODEL IDENTIFICATION	ADVISORY	FOLLOW-UP RECOMMENDATIONS AT TIME OF ADVISORY
<p>Ellipse<sup>™</sup> and Ellipse ST VR/DR US: CD1309, CD1311*, CD1409, CD1411*, CD2309, CD2311*, CD2409, CD2411* (all -36, -36Q, -36C and -36QC suffixes).                      *Denotes models also sold OUS. OUS: CD1277, CD1279, CD1293, CD1295, CD1377, CD1393, CD2277, CD2279, CD2293, CD2295, CD2377, CD2393 (all -36, -36Q, -36C and -36QC suffixes).</p>	<p><b>8/19/2014</b>  <b>Class II</b></p> <p>Extended Charge Time may result in delayed delivery of high voltage therapy or prevent delivery of part or all of a programmed high voltage therapy shock. The anomaly most commonly presents as a vibratory patient notification and upon interrogation, a programmer or Merlin.net<sup>™</sup> Patient Care Network (PCN) alert indicating a "Capacitor Charge Time Limit reached" message. This may occur during a capacitor maintenance or charging for high voltage therapy. The anomaly occurs as a result of internal damage to the capacitors used in the high voltage charging circuitry of the subject devices, which may result in an extended charge time. As designed, the device will deliver the available energy on the capacitors once the charge time limit of 32 seconds is reached, even if the energy is less than the programmed value. This condition is detectable as the device will initiate a vibratory patient alert and, for patients enrolled and actively being followed, a Merlin.net PCN notification. Additionally, upon device interrogation, an alert message will indicate "Capacitor Charge Time Limit reached" on a specific date. Approximately 97% of Ellipse ICD extended charge time events reported to Abbott have been detected during capacitor maintenance with the remainder detected during defibrillation threshold (DFT) testing. There have been no reported cases of an Ellipse device failing to deliver high voltage therapy to a patient when needed.</p>	<p>Abbott recommends that patients with affected devices be enrolled in Merlin.net Patient Care Network (PCN) so that any extended charge time alert ("Capacitor Charge Time Limit reached" message) will be transmitted to Merlin.net PCN for patients being actively monitored and can be viewed by your clinic staff.</p> <p>If your patient has received a vibratory notification and/or if a programmer or Merlin.net alert for an extended charge time has been observed:</p> <ul style="list-style-type: none"> <li>• Schedule your Ellipse ICD patient for an in-office follow-up evaluation as soon as possible.</li> <li>• Interrogate the Ellipse ICD and perform a manual capacitor maintenance charge. Note the charge time to full charge; it should be approximately 15 seconds or less.</li> <li>• Contact Abbott CRM Technical Services Department at 800-722-3774 to review the results of the capacitor maintenance test and discuss if additional evaluation is required.</li> <li>• A device that has experienced repeated extended charge time out warnings should be considered for replacement.</li> </ul> <p>As the large majority of the extended charge time events have presented at the routine 6 month automatic capacitor maintenance interval, programming the interval to every 4 months at your patient's next scheduled follow up visit may provide an earlier indication of this potential anomaly. It should be noted that changing the device programming to a 4 month capacitor maintenance interval will reduce device longevity by approximately 9%. Device replacement is not recommended for an Ellipse device exhibiting normal charge times, and patients should continue to be followed at routine follow up intervals, per HRS/EHRA Expert Consensus on Monitoring Cardiovascular Implantable Electronic Devices (CIED), April 2008.</p> <p><b>Current Status (December 31, 2022):</b> At the time of the advisory, the worldwide event rate of extended charge time on the affected population was 0.42%, based on 179 extended charge time events out of 43,000 worldwide sales. Through December 31, 2022, the rate remains 1.51%. There have been no reports of serious injury or death within this population.</p>

## ICD AND CRT-D DEVICES

MODEL IDENTIFICATION	ADVISORY	FOLLOW-UP RECOMMENDATIONS AT TIME OF ADVISORY
<p>AnalyST Accel<sup>™</sup> DR RF (Models CD2219-36, CD2219-36Q) AnalyST Accel<sup>™</sup> VR RF (Models CD1219-36, CD1219-36Q) Current Accel<sup>™</sup> DR RF (Models CD2215-36, CD2215-36Q) Current Accel<sup>™</sup> VR RF (Models CD1215-36, CD1215-36Q) Current<sup>™</sup> DR (Model 2207-36) Current<sup>™</sup> VR (Model 1207-36) Ellipse<sup>™</sup> DR (Models CD2277-36, CD2277-36Q, CD2377-36, CD2377-36Q, CD2377-36C, CD2377-36QC) Ellipse<sup>™</sup> VR (Models CD1277-36, CD1277-36Q, CD1377-36, CD1377-36Q, CD1377-36C, CD1377-36QC) Fortify Assura<sup>™</sup> DR (Models CD2259-40, CD2259-40Q, CD2359-40, CD2359-40Q, CD2359-40C, CD2359-40QC) Fortify Assura<sup>™</sup> VR (Models CD1259-40, CD1259-40Q, CD1359-40, CD1359-40Q, CD1359-40C, CD1359-40QC) Fortify<sup>™</sup> ST DR (Models CD2235-40, CD2235-40Q) Fortify<sup>™</sup> ST VR (Models CD1235-40, CD1235-40Q) Promote Accel<sup>™</sup> RF (Models CD3215-36, CD3215-36Q) Promote Quadra<sup>™</sup> (Models CD3239-40, CD3239-40Q) Promote<sup>™</sup> (Model 3213-36) Quadra Assura<sup>™</sup> (Models CD3267-40, CD3267-40Q, CD3367-40, CD3367-40Q, CD3367-40C, CD3367-40QC) Quadra Assura MP<sup>™</sup> (Models CD3371-40, CD3371-40Q, CD3371-40C, CD3371-40QC) Unify Assura<sup>™</sup> (Models CD3261-40, CD3261-40Q, CD3361-40, CD3361-40Q, CD3361-40C, CD3361-40QC) Unify Quadra<sup>™</sup> (Models CD3251-40, CD3251-40Q) Unify<sup>™</sup> (Models CD3235-40, CD3235-40Q)</p>	<p><b>1/23/2014</b> <b>Outside US only</b></p> <p>In November 2013, Abbott released the Merlin<sup>™</sup> Programmer Software version 17.2.2 rev. 0 (herein after referred to as 17.2.2) as an upgrade to existing programmers. Testing has shown that, when using a programmer with the 17.2.2 software, an incorrect value for sinus redetection, potentially affecting the high voltage therapy delivery sequence can occur when a device is programmed to a single VF detection zone. The issue can be introduced during programming of certain families of Abbott ICD/CRTD devices. The issue is not present when a device is programmed to a two or three zone configuration. When using the 17.2.2 software and any parameter is programmed as part of a single VF detection zone configuration, the sinus redetection value will be inappropriately set to zero milliseconds. As a result, any intrinsic activity following the first shock will be considered a "sinus rate" and the device will diagnose "return to sinus". Therefore, if the arrhythmia was not terminated by the initial high voltage therapy, the ongoing arrhythmia would be considered a new episode causing the next high voltage therapy to also be delivered at the first programmed energy level. For example, if the first shock is programmed to 20 joules and subsequent shocks are programmed to higher energy values, the only HV therapy the patient would receive if the arrhythmia continues and is redetected, would be 20 joules, rather than the increasing HV energy levels as programmed.</p>	<p>Immediate Resolution Steps:</p> <ul style="list-style-type: none"> <li>Review your SJM<sup>™</sup> ICD/CRT-D patient records for patients with affected devices implanted or seen in clinic starting in September 2013 and programmed to a single VF detection zone with the 17.2.2 software. For patients identified during this review we recommend that you schedule an immediate follow-up visit. The programmer software version is printed on the bottom of each report page.</li> <li>For patient devices programmed as described above with 17.2.2 software, a new software version 17.2.3 will correct this issue and is expected to be available by February 2014. Your Abbott representative will assist you with obtaining and installing the 17.2.3 software on your programmer. Using this software, programming any parameter will reset the return to sinus criteria to normal function.</li> <li>If a patient is seen before the 17.2.3 software is installed, then program the device to a two or three zone configuration, even if one of the zones is strictly a monitor zone. This will resolve the issue when using a programmer with 17.2.2 software.</li> </ul> <p><b>Current Status (December 31, 2022):</b> Software version 17.2.3 which corrected the issue was released in early 2014. No occurrences have been reported or are expected following the field communication and correction.</p>

## ICD AND CRT-D DEVICES

MODEL IDENTIFICATION	ADVISORY	FOLLOW-UP RECOMMENDATIONS AT TIME OF ADVISORY
Fortify <sup>™</sup> ST (Models CD1235-40, CD1235-40Q, CD2235-40, CD2235-40Q)	<p><b>4/18/2013</b>  <b>Outside US only</b></p> <p>The Merlin<sup>™</sup> PCS programmer software Model 3330 versions 14.2.2, 16.2.1 and 17.2.1.1 provide new features for Abbott ICDs, including an option to enhance the ST diagnostic features in Abbott Fortify<sup>™</sup> ST ICD models CD1235-40, CD1235-40Q, CD2235-40 and CD2235-40Q via a device software upgrade. During a device software upgrade, implanted devices are temporarily placed into the back-up pacing (BVVI) and back-up defibrillation only (BDFO) mode. The back-up mode parameter settings will be in effect for the two minute upgrade process. Once the upgrade successfully completes, the device will revert to the previously programmed parameter settings. Depending on the individual patient, this temporary change in parameter values while in back-up defibrillation only mode could make the device susceptible to oversensing and potentially deliver high voltage therapy during the upgrade procedure.</p>	<p>In order to prevent the potential for inappropriate therapy during the software upgrade process, consider programming the “Tachy Therapy Enabled/Disabled” function to Disabled prior to proceeding with the software upgrade. It is imperative to re-interrogate the device and program the “Tachy Therapy Enabled/Disabled” function to Enabled after the upgrade has been successfully completed. As with any device evaluation and programming, ECG monitoring and availability of back up external defibrillation equipment is recommended during the entire software upgrade process.</p> <p><b>Current Status (December 31, 2022):</b> At the time of the advisory there were 20 devices confirmed to be affected by this issue. As of December 31, 2022 there were an additional 52 devices confirmed with this issue. There have been no reports of serious injury or death.</p>

MODEL IDENTIFICATION	ADVISORY	FOLLOW-UP RECOMMENDATIONS AT TIME OF ADVISORY
Convert <sup>™</sup> + (Model V-195)	<p><b>5/6/2010</b>  <b>Outside US only</b></p> <p>A condition where devices programmed to a two-zone tachy therapy configuration, using a Merlin<sup>™</sup> Patient Care System (PCS) programmer running version 7.2.1, 8.2.1 or 10.2.0 software, can result in the VT Therapy Timeout parameter being programmed OFF and HV therapy not being available if ATP therapies are unsuccessful.</p>	<p>If a patient's device is already programmed to a two zone configuration with a Merlin<sup>™</sup> PCS programmer running version 7.2.1, 8.2.1 or 10.2.0, a follow-up visit should be scheduled to perform the recommendations outlined below:</p> <p>A permanent correction is available in the new release of the Merlin<sup>™</sup> PCS programmer software version 10.2.2 which has received regulatory approval. Subsequently using a Merlin<sup>™</sup> programmer with 10.2.2 (or later) software and following the steps outlined below will ensure that the VT Therapy Timeout parameter is programmed ON.</p> <ol style="list-style-type: none"> <li>1. Interrogate the Convert+ ICD and verify that it is programmed to a two zone configuration.</li> <li>2. Program the device to a single zone, fibrillation only tachycardia mode. This action will program the VT Therapy Timeout parameter ON.</li> <li>3. Re-program the device to the desired two zone configuration. (VT Therapy Timeout will remain ON).</li> </ol> <p>If your patient's device is programmed to a single zone (fib only) there is no need to perform any reprogramming action.</p> <p>As these actions fully correct the potential issue there is no need to consider any device explant.</p> <p><b>Current Status (December 31, 2022):</b> At the time of the advisory there was one report of this issue out of approximately 330 Convert+ Model V-195 ICDs distributed in Europe and Asia. As of December 31, 2022, there have been no additional reports associated with this advisory.</p>

## ICD AND CRT-D DEVICES

MODEL IDENTIFICATION	ADVISORY	FOLLOW-UP RECOMMENDATIONS AT TIME OF ADVISORY
<p>Epic<sup>™</sup> ICDs (Models V-197, V-235, V-337, V-338, V-339), Epic<sup>™</sup> + ICDs (Models V-196, V-233, V-236, V-239, V-350) Epic<sup>™</sup> II ICDs (Models V-158, V-255, V-258, V-355, V-356, V-357) Atlas<sup>™</sup> + ICDs (Model V-340, V-341, V-343, V-193, V-242, V-243) Atlas<sup>™</sup> II ICDs (Models V-168, V-265, V-268, V-365, V-366, V-367)</p>	<p><b>1/16/2008</b> <b>Class II</b></p> <p>A very rare condition (incidence of eight in 143,000 devices worldwide; six in the US and two outside the US) that could lead to a ventricular sensing anomaly in Epic<sup>™</sup> and Atlas<sup>™</sup> family of implantable cardioverter defibrillators (ICDs) has been identified. A loss of ventricular sensing would prevent an ICD from being able to detect an arrhythmia. The loss of ventricular sensing anomaly can only occur when the device's software writes to a particular memory location and only if there is a precise alignment of two timing parameters that normally do not coincide during routine operation of the device. The precise alignment requires the software write to occur at the exact time that a comparison is made during a specific 61 microsecond (µsec) window.</p>	<p>A simple programmer software/device firmware upgrade will resolve the issue and prevent a future occurrence. Patients who are followed on a routine basis with scheduled follow-up visits every three to six months should continue with their scheduled visit. Upon interrogation of one of the subject devices, the Merlin<sup>™</sup> Patient Care System and Model 3510 programmers with the newly provided software will automatically identify a device that can benefit from a firmware upgrade and will instruct the clinician that an upgrade is available.</p> <p>Abbott, along with our independent Medical Advisory Board members, has determined that no other action is recommended.</p> <p><b>Current Status (December 31, 2022):</b> At the time of the advisory, there were 8 worldwide (6 U.S.) devices confirmed to have been affected by this issue. As of December 31, 2022 there have been no additional devices confirmed to have this issue since the time of the advisory.</p>

MODEL IDENTIFICATION	ADVISORY	FOLLOW-UP RECOMMENDATIONS AT TIME OF ADVISORY
<p>Photon<sup>™</sup> DR (V-230HV) (certain serial numbers), Photon<sup>™</sup> Micro VR/DR (Models V-194, V-232), Atlas<sup>™</sup> VR/DR (Models V-199, V-240)</p>	<p><b>10/7/2005</b> <b>Class II</b></p> <p>A particular vendor-supplied memory chip can be affected at a low frequency rate by background levels of atmospheric ionizing cosmic radiation ("background cosmic radiation"). The anomaly can trigger a temporary loss of pacing function and permanent loss of defibrillation support.</p>	<p>In the unlikely event that a device chip is affected by background cosmic radiation, the high current drain condition will deplete the battery voltage rapidly. This can result in loss of output for a period up to approximately 48 hours. During this period, the patient would be without pacing or defibrillation therapy. After this initial period, the battery will reach a voltage level at which the device will enter its "Hardware Reset Mode." This safety mode is designed to preserve the device's ability to provide VVI pacing support. A device that has been reset to the Hardware Reset Mode will operate in the VVI mode at 60 ppm, but will not be capable of providing tachycardia detection or therapy. This will be noted by a warning message on the programmer screen upon device interrogation.</p> <p>To assist in your patient care and following discussions with our independent Medical Advisory Board, Abbott recommends:</p> <p>If it is not already your current practice, physicians should perform routine device monitoring every three months for patients with the affected models listed above.</p> <p>In determining whether additional patient management or follow up may be needed, consider the low failure rate for the anomaly and the unique medical needs and situation of each individual patient, including whether the patient is pacemaker dependent or at high risk for life-threatening arrhythmias.</p> <p>If a patient's device is found in the Hardware Reset Mode, you should arrange for device replacement as soon as possible. You should continue to provide patients with the usual admonitions to keep scheduled appointments and to report all changes in symptoms.</p> <p><b>Current Status (December 31, 2022):</b> At the time of the advisory, there were 60 worldwide (38 U.S.) devices confirmed to have been affected by this issue. As of December 31, 2022 there were an additional 42 worldwide (28 U.S.) devices confirmed with this issue. This is within the 95% confidence interval prediction made at the time of the advisory. There have been no reports of serious injury or death.</p>

## ICD AND CRT-D DEVICES

MODEL IDENTIFICATION	ADVISORY	FOLLOW-UP RECOMMENDATIONS AT TIME OF ADVISORY
<p>Epic<sup>™</sup> DR/HF (V-233, V-337, V-338), Epic<sup>™</sup> Plus DR/VR/HF (V-236, V-239, V-196, V-239T, V-196T, V-350), Atlas<sup>™</sup> DR (V-242), and Atlas<sup>™</sup> Plus DR/VR/HF (V-243, V-193, V-193C, V-340, V-341, V-343)</p>	<p><b>6/13/2005</b> <b>Class II</b></p> <p>Two anomalies have been identified:</p> <ol style="list-style-type: none"> <li>1. Due to a device software anomaly, it is possible that when the device's battery is nearing its elective replacement indicator (ERI), a charging cycle may be skipped.</li> <li>2. After a capacitor charge, if a rate responsive pacing mode (e.g., DDDR, VVIR, etc.) is programmed "On," this "noise" may be interpreted by the device's accelerometer (activity sensor) as physical activity, causing a temporary increase in the pacing rate that may persist after charging is completed.</li> </ol>	<p>Two anomalies were discovered during routine product monitoring. <b>Neither of these anomalies presents a significant clinical risk</b> to your patients, and no clinical complications have been reported to Abbott. <b>Both are easily corrected</b> by performing a simple, automated software download to the device. This potentially affects approximately 30,000 implanted ICDs in the United States and includes the following model numbers:</p> <p>Epic<sup>™</sup> DR/HF (V-233/V-337/V-338), Epic<sup>™</sup> Plus DR/VR/HF (V-236/V-239/V-196/V-239T/V-196T/V-350), Atlas<sup>™</sup> DR (V-242), and Atlas<sup>™</sup> Plus DR/VR/HF (V-243/V-193/V-193C/V-340/V-341/V-343). The first anomaly can occur when one of the affected devices attempts to deliver multiple shocks in rapid succession. Due to a device software anomaly, it is possible that when the device's battery is nearing its elective replacement indicator (ERI), a charging cycle may be skipped. If this were to occur, the first shock will always be delivered as programmed and, if needed, the next shock in the programmed sequence would be delivered after a delay of only two to four seconds. A skipped charge would result in less than the full number of programmed shocks being available for delivery during that episode, but all delivered shocks would be at their programmed energy. This behavior was discovered as an incidental finding during analysis of one returned device that had delivered a large number of high-voltage shocks over a short time period.</p> <p>A second anomaly is caused by electrical "noise" generated as a result of the charging of the device's high-voltage capacitors. After a capacitor charge, if a rate responsive pacing mode (e.g., DDDR, VVIR, etc.) is programmed "On," this "noise" may be interpreted by the device's accelerometer (activity sensor) as physical activity, causing a temporary increase in the pacing rate that may persist after charging is completed. The degree and duration of the rate increase will depend on a variety of factors, but the rate will never exceed the programmed Maximum Sensor Rate, and the device will gradually return to the appropriate rate. The anomalous behavior, which has been observed during the performance of manual capacitor maintenance, has been traced back to a component supplied to Abbott by one vendor; therefore, only the subset of the device models listed above that were manufactured with the affected component (device serial numbers below 141000 for any model) will exhibit this behavior.</p> <p>Abbott has developed <b>programmer software that will automatically detect the affected ICDs and download device software that will correct the "skipped charge" anomaly and mitigate the response to electrical noise.</b> Once the upgrade is performed, the potential for a skipped charge will be eliminated. Additionally, once the upgrade is performed if a rate responsive mode is programmed "On," devices with serial numbers below 141000 will have their rate response functions suspended for the time period during which the electrical noise could be present (i.e., while significant residual voltage remains on the high-voltage capacitors); non-rate responsive pacing at the programmed base rate will continue to be provided as appropriate. This period during which rate response is suspended may last anywhere from a few minutes up to approximately 90 minutes. If rate responsive pacing was ongoing prior to charging, the pacing rate will gradually decrease to the base pacing rate according to the normal rate response recovery algorithm and will remain there while rate responsive pacing is suspended. The rate response behavior for devices with serial numbers greater than 141000 will not be affected by the software download.</p> <p>The software download for potentially affected devices will automatically be initiated the next time the patient's device is interrogated with the v4.8.5 programmer software. Since a skipped charge is more likely to occur in devices that are closer to their elective replacement indicator (ERI), Abbott recommends that if the next patient follow-up is not scheduled to occur within the next six months that the patient be seen within this time period.</p> <p>In addition, if devices are programmed to pacing settings that result in high current consumption, such as high output bi-ventricular pacing, consideration should be given to scheduling the patient for a follow-up visit within three months if it is not scheduled to occur within that time period. As always, Abbott defers to your clinical judgment on any decisions regarding the management of your patients.</p> <p><b>Current Status (December 31, 2022):</b> There have been no implanted devices confirmed to have been affected by this issue since the time of the advisory.</p>

## ICD AND CRT-D DEVICES

MODEL IDENTIFICATION	ADVISORY	FOLLOW-UP RECOMMENDATIONS AT TIME OF ADVISORY
<p>Epic<sup>™</sup> (V-197, V-235),                      Epic<sup>™</sup>+ (V-196, V-236),                      Epic<sup>™</sup> HF CRT-D (V-338),                      Epic<sup>™</sup>+ HF CRT-D (V-350),                      Atlas<sup>™</sup>+ (V-193, V-243),                      Atlas<sup>™</sup>+ HF CRT-D (V-340),                      or Atlas<sup>™</sup> (model V-242) ICDs</p>	<p><b>3/10/2005</b>  <b>Class II</b></p> <p>A software parameter that affects the sensitivity of the reed switch in the listed devices was being set to an incorrect value which could prevent these devices from entering the magnet mode to inhibit tachy therapy when an external magnet is applied.</p>	<p>During routine product evaluation, Abbott Quality Assurance identified that a software parameter that affects the sensitivity of the reed switch in the listed devices was being set to an incorrect value during manufacturing beginning in late November of last year. This has the effect of preventing these devices from entering the magnet mode to inhibit tachy therapy when an external magnet is applied. <b>This is a software controlled parameter that can be easily corrected via the programmer.</b> All other bradycardia pacing and tachyarrhythmia detection and therapy features are not affected in devices subject to this notification. Until the magnet sensitivity parameter is corrected via the programmer, tachy therapy may not be properly inhibited as is customary with placement of an external magnet, but can be inhibited by using the programmer to program the device to Defib Off, and then back On as needed.</p> <p>The affected devices were manufactured during a three month period beginning November 22, 2004. <b>To date, there have been no field reports of any magnet mode failures, nor have there been any clinical complications reported associated with this issue.</b> Magnet mode application is usually used to inhibit tachycardia therapy such as when a patient is subjected to electrocautery during a surgical procedure. In order to remedy this situation, in addition to this notification, Abbott Sales Representatives and Field Clinical Engineers have been provided with a simple software tool that can be used to set, via the programmer, the reed switch's magnet sensitivity to the proper value. You may contact them to schedule this reprogramming at the patient's next scheduled follow-up visit or at your discretion.</p> <p><b>Current Status (December 31, 2022):</b> There have been no implanted devices confirmed to have been affected by this issue since the time of the advisory.</p>



## PACEMAKER AND CRT-P DEVICES

MODEL IDENTIFICATION	ADVISORY	FOLLOW-UP RECOMMENDATIONS AT TIME OF ADVISORY
<p>A subset of Assurity MRI™ (Model PM2272), Endurity™ (Model PM2162), Endurity™ Core (Model PM2152), Endurity MRI™ (Model PM2172), Zenex MRI™ (Model PM2282) distributed and implanted outside of the United States</p>	<p><b>7/20/2022</b> <b>Outside US Only</b></p> <p>Abbott informed customers of the potential for device malfunction which may affect a specific subset of serial numbers of Zenex™, Assurity™, and Endurity™ pacemakers distributed and implanted outside of the United States. The issue is caused by a manufacturing laser surface preparation subprocess, unique to a single assembly line, which may not have properly prepared the device's metal housing potentially leading to abnormal device-to-header adhesion. This in turn may allow moisture ingress into the pulse generator header result in interrupted device functionality such as loss of pacing, reduced battery longevity, devices reverting to back-up mode, and/or loss of telemetry / communication.</p>	<p>Recognizing that each patient requires individual consideration by their physician, in consultation with Abbott CRM's Medical Advisory Board (MAB), Abbott provides the following guidelines:</p> <ul style="list-style-type: none"> <li>• Prophylactic generator replacement is NOT generally recommended.</li> <li>• When possible, monitor patients using Merlin.net to benefit from compliance and alert monitoring, including Electronics Performance Indicator (EPI), between routine device checks. For patients currently enrolled in Merlin.net, remind them of the importance of using remote monitoring, which provides daily monitoring of ERI alerts and will now also include monitoring of the safety notification population by the EPI tool. The EPI tool supplements information available on Merlin.net to identify abnormal electrical system performance resulting from moisture ingress.</li> <li>• Consider individualized therapy up to and including generator replacement for patients who are at high risk if interruption of pacemaker function were to occur, potentially considering             <ul style="list-style-type: none"> <li>• Adequacy of intrinsic / underlying rhythm</li> <li>• Individual patient characteristics and circumstance</li> <li>• Ability to adequately monitor patients based on risk</li> </ul> </li> <li>• Prompt replacement for devices that receive an EPI notification, reach ERI, or experience one of the clinical impacts listed above, unless particular patient circumstances preclude this.</li> </ul> <p>To determine if a device implanted outside of the United States is subject to this advisory, please go to the following website: <a href="https://www.cardiovascular.abbott/int/en/hcp/product-advisories/laser-adhesion-safety-lookup.html">https://www.cardiovascular.abbott/int/en/hcp/product-advisories/laser-adhesion-safety-lookup.html</a></p> <p><b>Current Status (December 31, 2022):</b> 522 devices of the 81,925 distributed (0.64%) have exhibited symptoms of moisture ingress into the pulse generator which may result in loss of functionality.</p>

## PACEMAKER AND CRT-P DEVICES

MODEL IDENTIFICATION	ADVISORY	FOLLOW-UP RECOMMENDATIONS AT TIME OF ADVISORY
<p><b>GLOBAL MODELS</b> Merlin™ Patient Care System (PCS) Software Model 3330, Merlin™ 2 PCS Software Model MER3400, and Merlin.net™ MN5000 Remote Monitoring Application when used with certain pacemakers:</p> <p>Accent™, Accent MRI™, Assurity™, Assurity MRI™, Endurity™, Endurity MRI™, Nuance™, Zenex MRI™, and Zenus MRI™ IPGs and Allure™, Allure Quadra™, Quadra Allure™, Anthem™, Relieve™, Relieve Quadra™, and Quadra Relieve™ CRT-Ps</p>	<p><b>6/16/2022</b> <b>Class II</b></p> <p>Abbott is notifying customers of the potential for Merlin™ PCS and Merlin™ 2 PCS and Merlin.net remote monitoring software applications to display overestimated predicted battery longevity for certain pacemakers. Pacemaker/battery functionality, therapy delivery, and longevity remain normal and within specifications. Voltage measurements and Elective Replacement Indicator (ERI), which is based on direct voltage measurement, remain accurate.</p>	<p>Abbott has developed updated software for the Merlin™ PCS and Merlin™ 2 PCS Programmer to improve accuracy of predicted battery longevity, which will correct the longevity overestimation displayed during device interrogation. Abbott representatives will assist in updating programmer software.</p> <p>The solution is available in: Merlin™ Patient Care System (PCS) Software Model 3330 version 26.0.1 rev 2 (United States), 26.0.4 rev 1 (Canada), 20.1.5 rev 5 (China), or 25.8.# rev 1 (all other countries) or later Merlin™ 2 Patient Care System (PCS) Software Model MER3400 version 1.8.2 rev 1 (Europe) or later</p> <p>Additionally, Merlin.net was updated globally in June 2022 to improve accuracy of predicted battery longevity displayed on remote transmissions.</p> <p>Abbott provides the following patient management guidance: Prophylactic device replacement is not recommended, as device functionality, actual longevity, and ERI indicator are not impacted (device functionality remains normal and within specifications). Routine follow-up should remain as per local standard of care and clinical protocol, and ERI should continue to serve as an indicator of the need for device replacement scheduling. Please direct any questions about device longevity to Abbott Technical Support.</p> <p>Upon programmer software / remote monitoring software update, the improved longevity estimate will be displayed at the patient's next clinic visit or wireless transmission. Please note that until programmers are updated, a difference in longevity estimates between programmers and remote monitoring (Merlin.net) may be observed.</p> <p><b>Current Status (December 31, 2022):</b> As of December 31, 2022, 896 complaints (0.03%) regarding longevity overestimates were received out of an estimated 2,900,000 devices worldwide.</p>

## PACEMAKER AND CRT-P DEVICES

MODEL IDENTIFICATION	ADVISORY	FOLLOW-UP RECOMMENDATIONS AT TIME OF ADVISORY
<p>A subset of Assurity™ (Models PM1240, PM2240), Assurity™ + (Model PM2260), Assurity MRI™ (Models PM1272, PM2272), Endurity™ (Models PM1160, PM2160), Endurity™ Core (Models PM1152, PM2152), Endurity MRI™ (Models PM1172, PM2172)</p>	<p><b>3/15/2021</b> <b>Class I</b></p> <p>Abbott informed customers of an issue which may affect a subset of Assurity™ and Endurity™ pacemakers. The issue is caused by intermittent incomplete mixing of epoxy during manufacture, which may introduce a risk of moisture ingress and interruption of device functionality.</p> <p>Abbott provided a follow up safety notification on October 5, 2021 to communicate additional units in the advisory and the availability of a new Electronics Performance Indicator (EPI) tool to assist in patient management for those pacemakers monitored with Merlin.net. The EPI tool supplements information available on Merlin.net to identify abnormal electrical system performance resulting from moisture ingress.</p>	<p>Recognizing that each patient requires individual consideration by their physician, in consultation with Abbott CRM's Medical Advisory Board (MAB), Abbott provides the following guidelines:</p> <ul style="list-style-type: none"> <li>• Prophylactic generator replacement is <b>not</b> recommended. This is due to the very low rate of occurrence, and the low potential for patient harm when replacement is performed following an EPI notification or an ERI/EOS alert.</li> <li>• Routine follow-up should remain as per standard of care and clinical protocol. Review device function including measured battery voltage or any unexpected change in battery consumption. Also, evaluate the potential for risk in patients who are pacemaker dependent and are unable to be reliably followed using remote monitoring.</li> <li>• Prompt replacement for devices that receive an EPI notification, reach ERI/EOS, or experience one of these clinical impacts (loss of telemetry, reduced battery longevity, loss of pacing, or reduced ERI to EOS duration), commensurate with the patient's underlying clinical condition.</li> <li>• When possible, monitor patients using Merlin.net to benefit from alert monitoring between routine device checks. For patients currently enrolled in Merlin.net, remind them of the importance of using remote monitoring, which provides daily monitoring of ERI and EOS alerts and includes monitoring of the safety notification population by the EPI tool.</li> </ul> <p><b>Current Status (December 31, 2022):</b> 509 devices of the 337,990 worldwide (0.15%) have exhibited moisture ingress into the pulse generator, resulting in a loss of functionality.</p> <p>To determine if a device serial number is subject to this advisory, please go to the following website: <a href="https://www.cardiovascular.abbott/us/en/hcp/product-advisories/pacemaker-lookup.html">https://www.cardiovascular.abbott/us/en/hcp/product-advisories/pacemaker-lookup.html</a>.</p>

## PACEMAKER AND CRT-P DEVICES

MODEL IDENTIFICATION	ADVISORY	FOLLOW-UP RECOMMENDATIONS AT TIME OF ADVISORY
<p>Nanostim™ Leadless Cardiac Pacemaker (Model SIDLCP)</p>	<p><b>11/17/2017</b>  <b>Outside US and US Investigational Device Exemption (IDE) only</b></p> <p>Abbott was made aware of docking button detachments that have occurred following implant or during attempted retrieval of Nanostim™ Leadless Cardiac Pacemaker (LCP) devices. The docking button is a small component (3.6 mm diameter) and is connected to the end of the LCP by two cables. This component is necessary for docking the LCP to the retrieval catheter during a retrieval procedure.</p>	<p>The following patient management recommendations have been developed in consultation with our Leadless Steering Committee members after discussions detailing the occurrences and the potential clinical impact associated with detached docking buttons:</p> <ul style="list-style-type: none"> <li>• Continue following patients as per recommendations of the October 2016 Battery Malfunction for Nanostim™ LCP advisory.</li> <li>• Retrieval of an implanted Nanostim™ LCP with an intact docking button confirmed radiographically remains an option, but should only be considered if the procedure can be performed as per the specifications contained in the instructions for use.             <ul style="list-style-type: none"> <li>• If a detached docking button has been identified, Nanostim™ LCP retrieval is not recommended. In the rare situation where retrieval is the only management option, Abbott recommends the procedure be performed by physicians experienced in foreign body removal, including using the femoral approach. Please contact the Abbott Clinical Study Team for further guidance.</li> </ul> </li> <li>• Prophylactic imaging for the sole purpose of determining if the docking button is intact is not recommended due to the effects of radiation and lack of any clear clinical actions based on results of imaging alone. If the option of Nanostim™ LCP retrieval is being considered, final imaging decisions should take into account the individual patient circumstances and preferences.</li> <li>• If a detached docking button is identified, continue to follow the patient as per the Clinical Study Protocol and report the incident to Abbott and relevant Competent Authority, as appropriate.</li> </ul> <p><b>Current Status: (December 31, 2022):</b> At the time of advisory, three (0.21%) of 1,423 devices implanted worldwide have been reported to have a detached docking button. As of December 31, 2022, a total of 8 have been reported and the rate is now at 0.6% (8/1,423). There have been no reports of serious injury or death.</p>

## PACEMAKER AND CRT-P DEVICES

MODEL IDENTIFICATION	ADVISORY	FOLLOW-UP RECOMMENDATIONS AT TIME OF ADVISORY
<b>Global Models</b> Accent MRI™ (Model PM1224) Accent™ DR RF (Models PM2210, PM2212) Accent MRI™ (Models PM2218, PM2224) Accent™ SR RF (Model PM1210) Accent™ ST DR RF (Models PM2216, PM2222) Accent™ ST MRI DR RF (Model PM2226) Accent™ ST MRI SR RF (Model PM1226) Accent™ ST SR RF (Model PM1222) Allure Quadra™ RF CRT-P (Model PM3242) Allure™ RF CRT-P (Model PM3222) Anthem™ RF CRT-P (Models PM3210, PM3212) Assurity™ + DR RF (Model PM2260) Assurity™ + SR RF (Model PM1260) Assurity™ DR RF (Model PM2240) Assurity MRI™ (Model PM2272) Assurity™ SR RF (Model PM1240) Assurity MRI™ (Model PM1272) Nuance™ DR RF (Model PM2214) Nuance™ MRI DR RF (Model PM2230) Nuance™ MRI SR RF (Model PM1230) Nuance™ SR RF (Model PM1214) Nuance™ ST DR RF (Model PM2228) Nuance™ ST SR RF (Model PM1228) Quadra Allure MP™ (Model PM3562) Quadra Allure MP™ RF CRT-P (Model PM3262) Quadra Allure™ (Model PM3542) Quadra Relieve MP™ (Model PM3564) Quadra Relieve MP™ RF CRT-P (Model PM3264) Quadra Relieve™ (Model PM3544) Quadra Relieve™ RF CRT-P (Model PM3244) Relieve™ RF CRT-P (Model PM3224) Zenex™ + DR RF (Model PM2270) Zenex™ + SR RF (Model PM1270) Zenex™ DR RF (Model PM2250) Zenex™ DR RF MRI (Model PM2282) Zenex™ SR RF (Model PM1250) Zenex™ SR RF MRI (Model PM1282)	8/28/2017 Class II  New pacemaker firmware was developed to further mitigate the risk of unauthorized access to our pacemakers that utilize radio frequency (RF) communications. The firmware update provides an additional layer of security against unauthorized access to these devices that further reduces the potential for a successful cybersecurity attack.	<b>Patient Management Recommendations</b>  Prophylactic replacement of affected devices is not recommended.  While not intended to serve as a substitute for your professional judgment as to whether the firmware update is advisable for a particular patient, we, along with our Cyber Security Medical Advisory Board, recommend the following: <ul style="list-style-type: none"> <li>• Discuss the risks and benefits of the cybersecurity vulnerabilities and associated firmware update with your patients at the next regularly scheduled visit. As part of this discussion, it is important to consider patient specific issues such as pacemaker dependence, age of device, and patient preference and provide them with the "Patient Communication".</li> <li>• Determine if the update is appropriate given the risk of update for the patient. If deemed appropriate, install this firmware update following the instructions on the programmer (and listed below).</li> <li>• For pacing dependent patients, consider performing the cybersecurity firmware update in a facility where temporary pacing and pacemaker generator change are readily available, due to the very small estimated risk of firmware update malfunction.</li> </ul> <b>Current Status (December 31, 2022):</b> We have received no reports of device compromise related to the cybersecurity vulnerabilities in the implanted devices impacted by this communication.
		If you have any questions about the cybersecurity firmware update you can contact your Abbott representative or our dedicated customer technical support hotline at 1-800-722-3774 (U.S.).  Additional materials, including a Patient Communication, can be found on <a href="#">Cardiovascular Product Advisories   Abbott</a> .

## PACEMAKER AND CRT-P DEVICES

MODEL IDENTIFICATION	ADVISORY	FOLLOW-UP RECOMMENDATIONS AT TIME OF ADVISORY
<p>Nanostim™ Leadless Cardiac Pacemaker (Model SIDLCP)</p>	<p><b>10/28/2016</b>  <b>Outside US and US Investigational Device Exemption (IDE) only</b></p> <p>Abbott was made aware of seven (7) reports worldwide of lost telemetry and pacing output as a result of a battery malfunction associated with Nanostim Leadless Cardiac Pacemaker (LCP) devices. Due to these events, we have decided to pause Nanostim LCP implants in the Leadless II IDE/CAP study.</p> <p>Analysis of returned units has found decreased battery capacity due to reduced electrolyte, resulting in high internal battery resistance. This disrupts the required capacity for proper device function and reduces device longevity.</p> <p>Referring to a previously measured battery voltage may not provide an indication of continued normal operation as battery voltage remains normal under these circumstances. The Recommended Replacement Time (RRT) indicator will not be triggered as the battery voltage will remain above RRT in these devices. Battery malfunction may be indicated with a loss of telemetry/communication with the implanted device and/or loss of pacing and magnet mode operation.</p>	<p>In consultation with our Leadless II IDE and our Leadless Postmarket Study Steering Committees we recommend the following:</p> <ul style="list-style-type: none"> <li>• Do not implant unused devices and return them to Abbott.</li> <li>• Do not rely on the RRT indicator to identify a battery that may potentially malfunction. However, if the RRT indicator does trigger, replace the device per standard practice.</li> <li>• Do not perform AV Node ablation in patients with an existing Nanostim LCP without another functional pacing system implanted.</li> <li>• For patients who have not previously been documented to be pacemaker dependent, re-assess patients in-office for pacemaker dependence.</li> <li>• <b>For non-pacemaker dependent patients with devices of implant duration <math>\geq</math> 24 months, more intensive follow-up and monitoring is recommended.</b> <ul style="list-style-type: none"> <li>• Implant Duration <math>\geq</math> 24 months: Request follow-up as soon as possible to assess the status of the battery. Then, monthly follow-up is recommended through in-office visits or a reliable method of tele-monitoring of heart rate and electrocardiogram.</li> <li>• Implant Duration &lt; 24 months: Continue follow up per protocol.</li> </ul> </li> <li>• <b>For pacemaker dependent patients, device replacement is recommended (priority should be for patients with implants of longer duration).</b> <ul style="list-style-type: none"> <li>• Identify and treat patients as quickly as possible.</li> <li>• Interrogate the device and identify the ability to communicate with the device and the patient's underlying rhythm.</li> <li>• Determine the strategy for management, including a decision whether to retrieve or abandon the Nanostim LCP, based on the individual patient's clinical history and overall medical condition. Use a temporary pacemaker for backup pacing while replacing the Nanostim device where clinically indicated.</li> <li>• If the device is to be retrieved, use the Nanostim retrieval system as per the standard procedure described in the instructions for use.</li> <li>• If the device will not be retrieved or if retrieval was attempted and not possible, implant a new pacemaker lead (bipolar) at a distance from the existing LCP to prevent long-term mechanical and electrical interactions. Confirm the location using multiple radiographic views.</li> <li>• After implantation of the new pacing system, if it is possible to communicate with the LCP, turn "OFF" the abandoned LCP system. If the LCP device cannot be turned "OFF", consider programming the newly implanted system a minimum of 5 bpm faster than the LCP in order to inhibit the Nanostim device.</li> </ul> </li> </ul> <p><b>Current Status: (December 31, 2022):</b> At the time of advisory, seven (7) reported devices (0.5%) of 1,423 implanted devices worldwide have exhibited battery malfunction at 29-37 months after implant. As of December 31, 2022, there were additional reports and the rate is now 26.8%. There have been no reports of serious injury or death.</p>

## PACEMAKER AND CRT-P DEVICES

MODEL IDENTIFICATION	ADVISORY	FOLLOW-UP RECOMMENDATIONS AT TIME OF ADVISORY
Accent <sup>™</sup> SR (Model PM1110) Accent <sup>™</sup> DR (Model PM2112)	<p><b>12/7/2012</b> <b>Outside US Only</b></p> <p>Due to an incorrect software setting, a specific subset of the Accent<sup>™</sup> SR and Accent<sup>™</sup> DR devices shipped to certain countries outside the US will not provide a change in the sensor driven (rate responsive) pacing rates in response to patient physical activity. All other programmed parameters, features and functions operate as designed, e.g. an Accent DR device programmed to DDDR will appropriately track atrial activity and properly function in the DDD mode. A non-invasive programmer software solution that will correct the issue in all affected, implanted devices will be available once regulatory approval has been completed.</p>	<p>Abbott makes the following recommendations:</p> <p>Identify affected patient</p> <ul style="list-style-type: none"> <li>• Review your patient's clinical indications for pacing and determine the clinical need for rate responsive, sensor driven pacing.</li> <li>• In the event that a patient requires rate responsive sensor driven activity pacing and exhibits clinical symptoms due to the lack of increased pacing rates with exercise, please contact your local Sales Representative or our Technical Support</li> <li>• Continue to follow patients on their standard follow-up schedule.</li> </ul> <p><b>Current Status (December 31, 2022):</b> The programmer software update was released in April 2013. At the time of the advisory, approximately 6,000 affected devices were implanted. There have been no additional devices confirmed to have this issue since the time of the software release in April 2013.</p>

MODEL IDENTIFICATION	ADVISORY	FOLLOW-UP RECOMMENDATIONS AT TIME OF ADVISORY
Accent <sup>™</sup> DR (Models PM2110, PM2112, PM2210, PM2212), Anthem <sup>™</sup> CRT-P (Models PM3110, PM3112, PM3210, PM3212)	<p><b>9/22/2011</b> <b>Class II</b></p> <p>A small amount of electrical charge may accumulate within an internal capacitor which results in a low or varying pacing lead impedance (PLI) value during the automatic daily measurements. An out of range lead impedance measurement may result in a patient notifier alert, a remote monitoring Merlin.net<sup>™</sup> Patient Care Network alert, or a prior alert message to be displayed on the programmer screen at the next in-clinic follow-up.</p>	<p>In order to prevent a false reading, a new Merlin<sup>™</sup> Patient Care System programmer software version is available. When used to interrogate an Accent DR or Anthem CRT-P pacemaker this software will eliminate the potential for this anomaly to occur. With the new software, the programmer will automatically activate circuitry in the pacemaker during the interrogation process to ensure that any residual charge on the capacitor is discharged prior to performing the daily PLI measurement. The onetime upgrade is performed automatically on affected devices and will not change the operation of the implanted device. Your Abbott Sales Representative will assist you in loading the new programmer software onto your Merlin programmer.</p> <p>If you are following any patients implanted with Accent DR pacemakers or Anthem CRT-P devices, Abbott makes the following recommendations, which are consistent with standard best practices:</p> <ul style="list-style-type: none"> <li>• Ensure that the new programmer software version is loaded on your programmers as soon as practical.</li> <li>• Continue to follow patients on their standard follow-up schedule. Since the likelihood of the low lead impedance measurement is low, the device interrogation can be performed at the patient's next regular scheduled follow-up visit.</li> <li>• In the event that a patient receives a low lead impedance alert before the new programmer software has been loaded, we suggest that you evaluate the device as you normally would for any such instance. If the daily pacing lead impedance value is out-of range, re-interrogate the device's measured data and look at the lead impedance values. This "in-clinic" measurement is not affected by the aforementioned capacitor charge build-up and will provide an accurate lead impedance measurement.</li> </ul> <p><b>Current Status (December 31, 2022):</b> Worldwide, 13 Accent DR (&lt;0.01%) and 225 Anthem CRT-P (1.6%) devices have exhibited this diagnostic anomaly.</p>

## PACEMAKER AND CRT-P DEVICES

MODEL IDENTIFICATION	ADVISORY	FOLLOW-UP RECOMMENDATIONS AT TIME OF ADVISORY
Identity <sup>™</sup> SR (Model 5172) Identity <sup>™</sup> DR (Model 5370) Identity <sup>™</sup> XL DR (Model 5376)	<p><b>10/12/2006</b> <b>Class II</b></p> <p>A programmer software anomaly can lead to incorrect reporting of battery voltage, expected battery longevity and elective replacement indicator (ERI) status in Abbott Identity<sup>™</sup> pacemakers. The anomaly does not affect the device's actual battery voltage, longevity or functionality, but could result in inaccurate reporting of the status of these measured data parameters. This software anomaly can appear in the Abbott Identity<sup>™</sup> family of pacemakers when programmed by the Abbott APS<sup>™</sup> III Model 3500/3510 or Merlin<sup>™</sup> Patient Care System Model 3650 programmers.</p>	<p>No follow-up is recommended at the time of advisory. Devices do not need to be replaced. A programmer software update, pending FDA and other regulatory agency approval, will mitigate this anomaly when the device is interrogated. Before the programmer software update is available, any subsequent measured data update that is performed during the session would be valid and the device operating magnet rate would be up-to-date. After the programmer software update is available, any device affected by this issue will be automatically corrected via the normal interrogation process.</p> <p><b>Current Status (December 31, 2022):</b> At the time of the advisory, there were 53 worldwide (50 U.S.) devices confirmed to have been affected by this issue. As of December 31, 2022 there were an additional 78 worldwide (65 U.S.) devices confirmed with this issue, all prior to the distribution of the software fix.</p>



## LEFT-HEART LEADS

MODEL IDENTIFICATION	ADVISORY	FOLLOW-UP RECOMMENDATIONS AT TIME OF ADVISORY
<p>QuickSite™ (Models 1056T, 1058T) QuickFlex™ (Models 1156T, 1158T)</p>	<p><b>4/3/2012</b> <b>Class II</b></p> <p>Abrasion of the silicone insulation in the distal portion of QuickSite and QuickFlex leads has led to visual observations of externalized conductors.</p> <p>There have been no reports of death or serious injury associated with the externalized conductors; likewise there have been no electrical dysfunctions attributable to the externalized conductors.</p> <p>The reported rate of externalized conductors in the QuickSite and QuickFlex leads is 0.023%, based on 39 confirmed cases of externalized conductors in a population of approximately 82,000 QuickSite and 89,000 QuickFlex leads sold worldwide.</p> <p>This issue is under-detected because these cases are visual observations without any signs of electrical dysfunction and fluoroscopic/xray imaging is not routine. Based on a review of returned leads and available fluoroscopic and x-ray images of patients with QuickSite and QuickFlex leads (1,219 leads), it is estimated that the incidence of conductor externalization on these leads may be 3% to 4%.</p>	<p>Abbott and its Medical Advisory Board recommend that physicians continue to monitor their patient's implanted system at regularly scheduled intervals with attention paid to diagnostic information related to LV pacing performance, in particular LV lead impedance and capture thresholds. Programming of alerts that monitor lead impedance changes outside of the nominal range and enabling the patient notifier should be considered. A special X-ray or fluoroscopic imaging is not recommended for LV CRT leads with normal electrical function. CRT pacing functionality should be evaluated during routine device checks and only leads exhibiting electrical anomalies that cannot be reprogrammed to deliver effective CRT pacing should be considered for replacement.</p> <p><b>Current Status (December 31, 2022):</b> At the time of the advisory there was a worldwide reported externalized conductor rate of 0.023% in QuickSite and QuickFlex leads. As of December 31, 2022, the cumulative worldwide reported externalized conductor rate (based on both returns and non-returns) for QuickSite and QuickFlex leads remained at 0.27%.</p>

## DEFIBRILLATION LEADS

MODEL IDENTIFICATION	ADVISORY	FOLLOW-UP RECOMMENDATIONS AT TIME OF ADVISORY
<p>Optisure™ Defibrillation Lead (Models LDA220, LDA220Q, LDA230Q, LDP220Q)</p>	<p><b>11/3/2015</b> <b>Class I</b></p> <p>A limited number of dual coil Optisure defibrillation leads may have been compromised during the manufacturing process. A trim technique to remove excess medical adhesive around the SVC shock coil may have introduced damage to the lead's insulation.</p> <p>A thorough investigation has determined the probability of a lead malfunction as a result of this trim technique is very low. A total of 447 leads subjected to the trim technique were distributed globally. Of those, 278 were implanted in the United States. Abbott is not aware of any adverse clinical events related to this matter. Furthermore, an analysis of patients implanted with the subject leads that are being actively monitored via Merlin.net™ Patient Care Network has shown that none of these patients have experienced any recorded electrical issues.</p>	<p>Abbott recommends the following actions depending on the device the affected patients have implanted. According to our records the vast majority of patients with the subject leads have devices with the DynamicTx™ feature that provides additional protection to help ensure therapy delivery in the case of a compromised lead.</p> <p>For patients implanted with a potentially-impacted Optisure lead connected to a device WITH DynamicTx™ technology, we recommend:</p> <p>Review the Patient Records:</p> <ol style="list-style-type: none"> <li>1. Ensure DynamicTx™ technology is programmed "On"</li> <li>2. Enroll these patients in our Merlin.net™ Patient Care Network</li> <li>3. Monitor patients as normal, with no additional testing or follow-up needed.</li> </ol> <p>For patients implanted with a potentially-impacted Optisure lead connected to a device WITHOUT DynamicTx™ technology we recommend:</p> <ol style="list-style-type: none"> <li>1. Enroll these patients in our Merlin.net™ Patient Care Network</li> <li>2. Where clinically appropriate, consider turning off the SVC coil (select RV-to-Can vector)</li> <li>3. If dual coil shocking configuration is desired, consider performing a high voltage test using maximum energy.             <ol style="list-style-type: none"> <li>a. If shock delivery is normal - no additional testing is required</li> <li>b. If shock delivery identifies a short circuit – consider lead replacement</li> </ol> </li> </ol> <ul style="list-style-type: none"> <li>• DynamicTx™ technology automatically adjusts shock configurations to ensure the delivery of high-voltage therapy even if an electrical short were to occur.</li> </ul> <p>We recommend at your patient's next follow-up visit an Abbott representative be present to program an alert message into the implanted device. This will provide clinicians following patients with impacted subject lead an alert message on the Merlin™ Programmer upon interrogation, ensuring that future caregivers assessing the diagnostics of these devices receive the latest information and be made aware of this corrective action. We believe such actions will further the ability of our clinician partners to most optimally manage the care of their patients.</p>

## DEFIBRILLATION LEADS

MODEL IDENTIFICATION	ADVISORY	FOLLOW-UP RECOMMENDATIONS AT TIME OF ADVISORY
<p>Riata<sup>™</sup> Defibrillation Lead (Models 1570, 1571, 1572, 1580, 1581, 1582)            Riata<sup>™</sup> i Defibrillation Lead (Models 1560, 1561, 1562, 1590, 1591, 1592)            Riata<sup>™</sup> ST Defibrillation Lead (Models 7000, 7001, 7002, 7010, 7011, 7040, 7041, 7042)</p>	<p><b>11/28/2011</b>  <b>Class I</b></p> <p>Externalized conductors occur when an abrasion results in an outer insulation breach, allowing the normally contained conductors to become visible outside the lead body. Even though causality cannot be established, when externalized conductors are accompanied by reports of electrical malfunction, these reports typically include pacing or defibrillation impedance changes, inappropriate therapy, noise and oversensing, and pacing threshold rise. Externalized conductors have not been observed in Riata ST Optim<sup>™</sup> and Durata<sup>™</sup> models due to the presence of an abrasion resistant outer Optim<sup>™</sup> lead insulation sheath.</p> <p>A summary of the types and incidence rates of Riata lead abrasion malfunctions is presented on pages 292-295 of this Product Performance Report.</p>	<p>Abbott and its Medical Advisory Board (MAB) make the following recommendations, which are consistent with standard best practices and our December 2010 product communication.</p> <p>Whenever possible, monitor devices and leads remotely and advise your patients of the importance of contacting you should they experience any adverse events. Abbott<sup>™</sup> remote monitoring features can be used to detect electrical changes early that may be associated with externalized conductors.</p> <p>Continue to monitor your patient's implanted system at regularly scheduled intervals with particular attention to diagnostic information related to defibrillation lead performance. The recommendations for frequency of in-person are a follow-up period of every 3 - 6 months for ICD/CRT-D devices per the HRS/EHRA consensus.</p> <p>Review lead measurements including pacing and high voltage lead impedances per your standard follow-up procedures in particular looking for significant changes from the patient's previous follow-up visits.</p> <p>If there is evidence of a lead electrical failure, manage the patient per standard practice.<sup>1</sup> This may include x-ray or fluoroscopy. Additional testing, if necessary, could include provocative methods such as shoulder and arm movements and deep respiration while looking at the surface ECG and intracardiac electrograms with the programmer, which may reveal an intermittent problem associated with any source of lead electrical failure if one exists.</p> <p>The value of routine x-ray or fluoroscopy for patients with leads having no electrical abnormalities is unknown at this time and is therefore not recommended.</p> <p>In addition, prophylactic explant or replacement of a lead without electrical dysfunction is not recommended.</p> <p>Currently there is no expert consensus regarding whether patients undergoing pulse generator replacement should undergo fluoroscopy or lead replacement should an externalized conductor without electrical anomalies be present. This is, in part, because the risk versus benefit of replacing a lead in such a patient may vary from patient to patient and center to center. Clinical decisions in this setting should be individualized based on specific patient conditions and circumstances.</p> <p>Based on input from the MAB, Abbott continues to monitor post-market surveillance data to evaluate further the incidence of externalized conductors and the long-term performance of leads with externalized conductors that do not exhibit electrical abnormalities.</p> <p><b>Current Status (February 28, 2023):</b> At the time of the advisory there was a worldwide reported all-cause insulation abrasion rate of 0.63% for Riata silicone leads. The worldwide reported rate for the subcategory of externalized conductors in Riata silicone leads was 0.10%. As of February 28, 2023, there have been additional reports. The worldwide reported rates of all-cause abrasion and externalized conductors for Riata silicone leads was 4.91% and 2.97% respectively. The latest information related to the silicone Riata lead advisory, including the final results of the Cardiac Lead Assessment Study (CLAS) and references to independent studies of Riata lead performance, can be obtained at <a href="https://www.cardiovascular.abbott/us/en/hcp/product-advisories/riata.html">https://www.cardiovascular.abbott/us/en/hcp/product-advisories/riata.html</a>.</p> <p><sup>1</sup> Epstein, A.E. "Troubleshooting of Implantable Cardioverter-Defibrillators." <i>Clinical Cardiac Pacing, Defibrillation, and Resynchronization Therapy</i>, 4th ed. Eds. Ellenbogen, K.A., Kay G.N., Lau, C-P., Wilkoff, B.L. Philadelphia: Elsevier, 2011. 889-910.</p>

## DEFIBRILLATION LEADS

MODEL IDENTIFICATION	ADVISORY	FOLLOW-UP RECOMMENDATIONS AT TIME OF ADVISORY
<p>Riata<sup>™</sup> Defibrillation Lead (Models 1570, 1571, 1572, 1580, 1581, 1582)                      Riata<sup>™</sup> i Defibrillation Lead (Models 1560, 1561, 1562, 1590, 1591, 1592)                      Riata<sup>™</sup> ST Defibrillation Lead (Models 7000, 7001, 7002, 7010, 7011, 7040, 7041, 7042)</p>	<p><b>12/15/2010</b>  <b>Outside US Only</b></p> <p>Abrasion of silicone defibrillation leads is acknowledged within the clinical community as a well known clinical risk and is documented in the literature as the number one cause of lead failure across the industry with reported failure rates ranging from 3 to 10%. After more than 9 years of clinical use and approximately 227,000 implants, silicone insulated Riata<sup>™</sup>, Riata<sup>™</sup> i, and Riata<sup>™</sup> ST defibrillation leads have exhibited an insulation abrasion rate of 0.47% (inclusive of confirmed returns and complaints/observations with no associated return). There are several factors that can contribute to lead abrasion in implanted pacing and defibrillation systems, including physiological stresses placed on the lead due to patient anatomy, implant orientation, and mechanical stresses applied from concomitant devices in the body.</p> <p>A summary of the types and incidence rates of Riata lead abrasion malfunctions is presented on pages 292-295 of this Product Performance Report.</p>	<p>Continue to monitor your patient's implanted system at regularly scheduled intervals with particular attention to diagnostic information related to defibrillation lead performance. The recommendations for frequency of in-person or remote monitoring are a follow-up period of every 3 - 6 months for ICD/CRT-D devices per the HRS/EHRA consensus.</p> <p>Review lead measurements including pacing and high voltage lead impedances per your standard follow-up procedure in particular looking for significant changes from the patient's previous follow-up visits.</p> <p>If there is evidence of a lead electrical failure, manage the patient per standard practice.<sup>1</sup> This may include x-ray or fluoroscopy. Additional testing if necessary could include provocative methods such as shoulder and arm movements and deep respiration while looking at the surface ECG and intracardiac electrograms with the programmer, which may reveal an intermittent problem if one exists.</p> <p>Consider remote monitoring and advise your patients of the importance of contacting you if they experience any adverse events.</p> <p><b>Current Status (February 28, 2023):</b> At the time of the advisory there was a worldwide insulation abrasion rate of 0.47% for Riata silicone leads. As of February 28, 2023, there have been additional reports and the worldwide reported insulation abrasion rate is 4.91%.</p>

<sup>1</sup> Epstein, A.E. "Troubleshooting of Implantable Cardioverter-Defibrillators." *Clinical Cardiac Pacing, Defibrillation, and Resynchronization Therapy*, 4th ed. Eds. Ellenbogen, K.A., Kay G.N., Lau, C-P., Wilkoff, B.L. Philadelphia: Elsevier, 2011. 889-910.

## ICM DEVICES

MODEL IDENTIFICATION	ADVISORY	FOLLOW-UP RECOMMENDATIONS AT TIME OF ADVISORY
<p>Confirm Rx™ (Model DM3500)</p>	<p><b>5/18/2018</b> <b>Class II</b> <b>US Only</b></p> <p>Abbott advised physicians that exposure to sub-freezing temperatures during our supply chain process caused a transient battery voltage drop for a small number of Confirm Rx™ Model DM3500 Insertable Cardiac Monitoring (ICM) devices.</p>	<p>Prophylactic replacement of affected devices is not recommended.</p> <p>To correct implanted devices or detect affected units before implant, it is required to update to Merlin™ programmer software version 24.2.x or later. If you do not yet have this software version, you may contact your Abbott representative to facilitate in upgrading your programmer(s).</p> <p><b>Recommendations for Patients with Implanted Devices</b></p> <p>Abbott reviewed data in Merlin.net™ Patient Care Network to identify implanted devices with an incorrect low battery indicator. Patients confirmed to be impacted can be found in the enclosed Patient List. Additionally, implanted patients who could not be assessed for this condition through data available in Merlin.net™ PCN are included in this list. We recommend performing the following actions at the patient's next regularly scheduled visit:</p> <ul style="list-style-type: none"> <li>• For patients confirmed to be impacted, contact Abbott Technical Services to assist in correcting the battery indicator.</li> <li>• For Confirm Rx™ device patients requiring further assessment to determine potential impact, review post-implant programmer printouts or session records to determine whether a low battery indicator is present.</li> <li>• If a low battery indicator is observed, contact Abbott Technical Services to assist in confirmation and correction of the battery indicator display.</li> </ul> <p><b>Recommendations for Devices not yet Implanted</b></p> <p>For new implants, Merlin™ programmer software version 24.2.x or later will detect this incorrect low battery indicator condition. Interrogate all new Confirm Rx devices prior to implant. If the notification pop-up is displayed, follow the on-screen instructions to proceed with contacting Abbott Technical Services and select an alternate device for the implant.</p> <p><b>Current Status (December 31, 2022):</b> At the time of the advisory, 0.41% devices distributed worldwide have been reported to have experienced incorrect display of low battery indicator. As of December 31, 2022 there have been no additional reports of low battery indicator and the rate remains at 0.283%. There have been no reports of serious injury or death.</p> <p>If you have any questions about this communication or the patient management recommendations, please contact your Abbott representative or Abbott Technical Support at 1-800-722-3774 (U.S.). Additional materials, can be found on <a href="#">Cardiovascular Product Advisories   Abbott</a>.</p>

## ICM DEVICES

MODEL IDENTIFICATION	ADVISORY	FOLLOW-UP RECOMMENDATIONS AT TIME OF ADVISORY
<p>SJM Confirm™ ICM (Models DM2100, DM2102)</p>	<p><b>3/11/2011</b> <b>Class II</b> <b>US and Germany</b></p> <p>A product firmware upgrade using the Merlin™ Patient Care System (PCS) programmer running software versions 10.1.1.3, 10.1.1.2, or 11.2.2 leaves the implantable cardiac monitor device in a state which results in increased current usage. If not corrected this state could result in premature battery depletion.</p>	<p>If you are following any patients implanted with the SJM Confirm ICM Models DM2100 or DM2102 and their device was upgraded using the Merlin programmer with the above mentioned software versions it is recommended to determine the patient's clinical reason for the implant and their continued need for the device:</p> <ul style="list-style-type: none"> <li>• If the device has previously been used to record and assist in the diagnosis of an arrhythmia and is no longer needed, no further action is required. The device will exhaust its battery capacity prior to the 3 year expected longevity.</li> <li>• If the unit is still indicated for diagnosing a potential clinical arrhythmia, contact your Field Clinical Engineer and he/she will assist in calculating the projected remaining longevity. If appropriate, the microprocessor operation can be reset to the nominal current drain.</li> <li>• If the device is no longer indicated it can be left implanted until such time that a routine explant is desired.</li> </ul> <p>If the device is determined to be necessary and is experiencing increased current usage as described above, it can be corrected with assistance from your Sales Representative or Abbott Technical Services.</p> <p><b>Current Status (December 31, 2022):</b> At the time of the advisory, 83 implanted devices world-wide were identified as having undergone the problematic firmware upgrade. All of these devices have been corrected using the Merlin PCS programmer or were determined by the clinician to not require further action because the device had already provided the necessary diagnostic information and was no longer required. There have been no additional implanted devices confirmed to have been affected by this issue. Updated Merlin PCS programmer software has been implemented which prevents this issue from occurring in the future.</p>

## REMOTE MONITORING/TRANSMITTERS

MODEL IDENTIFICATION	ADVISORY	FOLLOW-UP RECOMMENDATIONS AT TIME OF ADVISORY
<p>Merlin@home™ Software Model EX2000 v8.2.2 for Merlin@home™ Transmitter (Models EX1150, EX1150W, EX1100, EX1100W)</p>	<p><b>4/3/2017</b> <b>Class II</b></p> <p>In recognition of the changing cybersecurity landscape, and the increased public attention on medical device cyber risks, we have informed the clinical community about available updates to Merlin@home™ transmitter software. The Merlin@home™ patient transmitter software version 8.2.2 includes security updates that complement the company's existing security measures and further reduce the already extremely low cybersecurity risks.</p>	<ul style="list-style-type: none"> <li>• Patients should ensure that their Merlin@home™ transmitter is plugged in and connected via cellular adapter, wi-fi or landline so the transmitter can receive these and any future updates.</li> <li>• Health Care Providers should continue to conduct patient management using the Merlin.net™ Patient Care Network (PCN) and in-office follow-ups per normal routine with patients who have an implantable cardiac device that is monitored using the Merlin@home™ transmitter.</li> <li>• For further information, health care providers can contact their local sales representative. In addition, both health care providers and patients can visit <a href="#">Connectivity and Remote Care for Cardiac Rhythm Management   Abbott (cardiovascular.abbott)</a> for answers to questions and additional information regarding Abbott's implantable cardiac rhythm devices, or the Merlin@home™ transmitter.</li> </ul> <p><b>Current Status (December 31, 2022):</b> We have received no reports of device compromise related to the cybersecurity vulnerabilities in the implanted devices impacted by this communication.</p>

## REMOTE MONITORING/TRANSMITTERS

MODEL IDENTIFICATION	ADVISORY	FOLLOW-UP RECOMMENDATIONS AT TIME OF ADVISORY
Merlin@home™ RF Remote Monitoring Transmitter EX1150	<p data-bbox="541 344 619 386"><b>12/18/2014</b> <b>Class II</b></p> <p data-bbox="541 409 976 555">A low incidence of Merlin@home transmitters initiating a software reset resulting in backup operation in some implanted Abbott Radio Frequency (RF) enabled Implantable Cardioverter Defibrillators (ICDs) and Pacemakers. Potentially affected RF devices include the Abbott Ellipse™, Fortify Assura™, Unify Assura™, and Quadra Assura™ ICDs and Assurity™ and Allure™ Pacemakers.</p> <p data-bbox="541 578 987 854">In the event that an Ellipse, Fortify Assura, Unify Assura, or Quadra Assura ICD enters backup mode, the nominal operational settings will be VVI pacing mode, 67 ppm, 5.0v/0.6ms with bipolar pacing output and defibrillation settings of a VF detection rate of 146 bpm and 36J high voltage therapy. In the event an Assurity or Allure pacemaker enters backup mode, it will have output settings of VVI pacing mode, 67 ppm, 5.0v/0.6ms with unipolar pacing. This issue can only occur when the patient is being actively monitored by a Merlin@home™ RF bedside transmitter. If a device enters backup mode, the Merlin@home system will detect it and an alert will be provided to the clinic. Additionally, the ICD will deliver a patient vibratory alert and the pacemaker will deliver a patient audible alert.</p> <p data-bbox="541 876 987 1130">For Ellipse, Fortify Assura, Unify Assura and Quadra Assura ICDs, the rate of occurrence is 0.25% based on 55,000 devices followed via Merlin.net™ remote monitoring. For Assurity and Allure pacemakers, the rate of occurrence is 0.016% based on 12,000 devices followed remotely. All pacemakers and the vast majority (approximately 90%) of ICDs reported to exhibit backup operation as a result of this anomaly were non-invasively restored to normal operation. In approximately 10% of the ICD cases, software was unable to be successfully restored and a device replacement was performed. The software download procedure was revised to ensure a successful download if an incident of a software reset were to occur in the future.</p> <p data-bbox="541 1153 987 1276">There have been no reported cases of serious injury or death associated with this anomaly. The issue will be resolved with a software update of the Merlin@home transmitter that will be performed automatically over its telephone, broadband, or cellular connection without requiring any action from you or your patients.</p> <p data-bbox="541 1299 619 1318"><b>9/19/2015</b></p> <p data-bbox="541 1325 976 1404">An additional software upgrade was implemented to address a second software anomaly which coexisted in the Merlin@home transmitter system that also had the potential to cause software resets for potentially affected Abbott devices.</p>	<p data-bbox="1014 344 1953 451">The Merlin@home transmitter software has been modified to prevent this issue from occurring and has received FDA approval. A Merlin@home software update will be performed automatically over its telephone, broadband, or cellular connection without requiring any action from you or your patients. No changes to your patient's remote or in-clinic follow up schedules are required. Patients with implanted devices not mentioned above, patients who are being remotely followed with inductive telemetry (wand directly over the device) and patients not being followed remotely are not affected by this issue.</p> <p data-bbox="1014 474 1953 620"><b>Current Status (December 31, 2022):</b> In December 2014, the worldwide event rate of Merlin@home transmitters initiating a software reset resulting in backup operation for Ellipse, Fortify Assura, Unify Assura and Quadra Assura ICDs was 0.30% based on 83,000 devices followed via Merlin.net Patient Care Network (Merlin remote monitoring). For Assurity and Allure pacemakers, the rate of occurrence was 0.06% in 2014, based on 12,000 devices followed remotely. With the subsequent software updates, the incidence rates have been significantly reduced. As of December 31, 2022, the average monthly incidence rate based on the worldwide quantity of remotely monitored Ellipse, Fortify Assura, Unify Assura and Quadra Assura ICDs declined to 0.002%. For Assurity and Allure pacemakers, the average monthly rate of occurrence is 0.0005%, based on the worldwide quantity of remotely monitored devices.</p>



# Healthcare Professional Communications

## PACEMAKER AND CRT-P DEVICES

MODEL IDENTIFICATION	COMMUNICATION	DETAILS
<p>Affinity<sup>™</sup>, Entity<sup>™</sup>, Integrity<sup>™</sup>, Identity<sup>™</sup>, Sustain<sup>™</sup>, Frontier<sup>™</sup>, Victory<sup>™</sup> and Zephyr<sup>™</sup> models</p>	<p><b>1/29/2014</b> <b>Worldwide</b></p> <p>As part of Abbott's commitment to communications on device performance, and in consultation with our Medical Advisory Board, we provided Health Care Professionals information regarding possible effects of electrocautery on older generation Abbott pacemakers.</p>	<p>Abbott has reviewed incident reports on specific older generation pacemaker models exposed to electrocautery. When devices from these pacemaker families are exposed to electrocautery (as well as the PEAK PlasmaBlade<sup>™</sup> blade), they may exhibit a temporary change in function that could persist for 30 seconds or longer after the electrocautery exposure has been terminated. The duration of the effect depends on several factors including the battery voltage of the device, the energy of the electrocautery output, and the distance from the electrocautery source to the implanted system. The most clinically significant observation has been loss of capture due to a transient reduction in the pacing output voltage. Placing a magnet over the device or programming to an asynchronous pacing mode will not prevent this temporary reduction in pacing output.</p> <p>The effects of electrocautery on cardiac implantable electronic device operation are well documented in the scientific literature and most, if not all, pacemaker and implantable cardioverter defibrillator (ICD) User's Manuals include labeling about the use of electrosurgery equipment and its possible effects on the operational characteristics and/or internal circuitry of these devices.</p> <p>As is the case with all perioperative assessments in patients with cardiac implantable electronic devices, evaluating the individual patient's dependence on the implanted device should be assessed prior to any procedure that would ordinarily require electrocautery, particularly a pacemaker procedure. If pacemaker dependency is identified, either do not use electrocautery or employ appropriate precautions to ensure that the heart rate will be supported in the presence of electrocautery. Consideration of placing a temporary transvenous pacemaker is appropriate.<sup>1,2</sup></p> <p>All Abbott pacemaker and ICD User's Manuals provide Warnings and Precautions regarding the use of electrosurgical devices in the vicinity of an implanted device.</p> <p>Importantly, the more recent families of Abbott pacemakers (Accent and Anthem) and all ICDs are not subject to this temporary change in function from the extended effects of electrocautery.</p> <p>References:</p> <p><sup>1</sup> Hayes and Friedman, Cardiac Pacing, Defibrillation and Resynchronization, 2nd Edition, p. 192</p> <p><sup>2</sup> Ellenbogen and Wood, Cardiac Pacing and ICDs, 4th Edition, p. 227</p>

# Index

## CRT DEVICES

Allure Quadra MP™ CRT-P (PM3262)	65
Allure Quadra MP™ CRT-P (PM3562)	64
Allure Quadra™ RF CRT-P (PM3242)	67
Allure™ RF CRT-P (PM3222)	66
Anthem™ RF CRT-P (PM3210)	68
Atlas™ + HF CRT-D (V-343)	51
Frontier™ II CRT-P (5586)	70
Gallant™ HF CRT-D (CDHFA500Q)	16
Promote™ + CRT-D (CD3211-36)	47
Promote™ + CRT-D (CD3211-36Q)	45
Promote™ RF CRT-D (3207-36)	49
Quadra Assura™ CRT-D (CD3265-40)	33
Quadra Assura™ CRT-D (CD3265-40Q)	31
Quadra Assura™ CRT-D (CD3365-40C)	23
Quadra Assura™ CRT-D (CD3365-40Q)	20
Quadra Assura MP™ CRT-D (CD3369-40C)	19
Quadra Assura MP™ CRT-D (CD3369-40Q)	17
Unify Assura™ CRT-D (CD3257-40)	36
Unify Assura™ CRT-D (CD3257-40Q)	35
Unify Assura™ CRT-D (CD3357-40C)	28
Unify Assura™ CRT-D (CD3357-40Q)	25
Unify Quadra™ CRT-D (CD3249-40)	39
Unify Quadra™ CRT-D (CD3249-40Q)	37
Unify™ CRT-D (CD3231-40)	43
Unify™ CRT-D (CD3231-40Q)	41

## LEFT-HEART LEADS

Quartet™ (1456Q)	79
Quartet™ (1457Q)	78
Quartet™ (1458Q)	80
Quartet™ (1458QL)	77
QuickFlex™ (1156T)	84
QuickFlex™ μ (1258T)	82
QuickFlex™ XL (1158T)	86
QuickSite™ (1056K)	92
QuickSite™ (1056T)	90
QuickSite™ XL (1058T)	88

## ICDS

Atlas™ + DR (V-243)	123
Atlas™ + VR (V-193)	156
Atlas™ II + DR (V-268)	121
Atlas™ II VR (V-168)	155

## PG

## ICDS

Current™ + DR (CD2211-36)	117
Current™ + DR (CD2211-36Q)	115
Current™ + VR (CD1211-36)	152
Current™ + VR (CD1211-36Q)	150
Current™ DR RF (2207-36)	119
Current™ VR RF (1207-36)	153
Ellipse™ DR (CD2311-36)	108
Ellipse™ DR (CD2311-36Q)	107
Ellipse™ DR (CD2411-36C)	102
Ellipse™ DR (CD2411-36Q)	101
Ellipse™ VR (CD1311-36)	146
Ellipse™ VR (CD1311-36Q)	145
Ellipse™ VR (CD1411-36C)	138
Ellipse™ VR (CD1411-36Q)	137
Fortify Assura™ DR (CD2257-40)	110
Fortify Assura™ DR (CD2257-40Q)	109
Fortify Assura™ DR (CD2357-40C)	105
Fortify Assura™ DR (CD2357-40Q)	103
Fortify Assura™ VR (CD1257-40)	144
Fortify Assura™ VR (CD1257-40Q)	143
Fortify Assura™ VR (CD1357-40C)	141
Fortify Assura™ VR (CD1357-40Q)	139
Fortify™ DR (CD2231-40)	113
Fortify™ DR (CD2231-40Q)	111
Fortify™ VR (CD1231-40)	149
Fortify™ VR (CD1231-40Q)	147
Gallant™ DR (CDDRA500Q)	100
Gallant™ VR (CDVRA500Q)	136

## PG

## DEFIBRILLATION LEADS

Durata™ (7120, 7121)	180
Durata™ (7122)	182
Durata™ DF4 (7120Q, 7121Q)	176
Durata™ DF4 (7122Q)	178
Durata™ DF4 (7170Q, 7171Q)	174
Optisure™ (LDA210)	173
Optisure™ (LDA220)	171
Optisure™ DF4 (LDA210Q)	172
Optisure™ DF4 (LDA220Q)	170
Optisure™ DF4 (LDA230Q)	169
Riata™ (1570, 1571)	196
Riata™ (1580, 1581)	197

## PG

## DEFIBRILLATION LEADS

Riata™ (1582)	195
Riata™ i (1590, 1591)	194
Riata™ ST (7000, 7001)	192
Riata™ ST (7002)	191
Riata™ ST (7010, 7011)	189
Riata™ ST (7040, 7041)	190
Riata™ ST Optim™ (7020, 7021)	186
Riata™ ST Optim™ (7022)	188
Riata™ ST Optim™ (7070, 7071)	184

## PACEMAKERS

Accent™ DR (PM2110)	213
Accent™ DR RF (PM2210)	211
Accent™ SR (PM1110)	239
Accent™ SR RF (PM1210)	240
Assurity™ DR RF (PM2240)	210
Assurity™ MRI™ (PM1272)	236
Assurity™ MRI™ (PM2272)	208
Assurity™ VR (PM1240)	238
Endurity™ DR (PM2160)	209
Endurity™ VR (PM1160)	237
Identity ADx™ DR (5380)	224
Identity ADx™ SR (5180)	247
Identity ADx™ XL DC (5286)	225
Identity ADx™ XL DR (5386)	225
Integrity™ ADx DR (5366)	223
Microny™ (2425T, 2525T, 2535K)	248
Verity ADx™ XL DC (5256)	222
Verity ADx™ XL DR (5356)	222
Verity ADx™ XL DR M/S (5357M/S)	222
Verity ADx™ XL SC (5056)	246
Verity ADx™ XL SR (5156)	246
Verity ADx™ XL SR M/S (5157M/S)	246
Victory™ DR (5810)	217
Victory™ SR (5610)	245
Victory™ XL DR (5816)	220
Zephyr™ DR (5820)	215
Zephyr™ SR (5620)	244
Zephyr™ XL DR (5826)	218
Zephyr™ XL SR (5626)	242

## PG

## PACING LEADS

IsoFlex™ Optim™ (1944)	262
IsoFlex™ Optim™ (1948)	264
IsoFlex™ P (1648T)	276
OptiSense™ (1699T, 1699TC)	266
OptiSense™ (1999)	260
Tendril™ (1782T, 1782TC)	272
Tendril™ (1788T, 1788TC)	274
Tendril MRI™ (LPA1200M)	257
Tendril™ SDX (1688T, 1688TC)	277
Tendril™ ST Optim™ (1882T, 1882TC)	270
Tendril™ ST Optim™ (1888T, 1888TC)	268
Tendril™ STS (2088TC)	258

## PG

## FOCUS ON CLINICAL PERFORMANCE

ICD Premature Battery Depletion Advisory Update	289
Update on Durata™ Lead Performance	296
Update on Optim™ Lead Insulation	297
Update on Riata™ Lead Performance	292

## PG

## Index of Phased-out Models

# Phased-out Models

As stated in the introduction of this Product Performance Report, product performance is plotted over a maximum range of 20 years, with a minimum of 500 registered implants required for inclusion in the report. As such, models that no longer meet the criteria for inclusion have been phased-out of the Product Performance Report over time. In order to provide our customers with information on these phased-out models, an index including the final edition for each phased-out model has been included. Previous Product Performance Reports can be viewed on the web at [Product Performance Reports | Abbott \(cardiovascular.abbott\)](https://www.abbott.com/products/cardiovascular/performance-reports).

## CRT DEVICES

Atlas™ + HF (V-340)  
Atlas™ II HF (V-365)  
Atlas™ II + HF (V-366)  
Epic™ HF (V-337)  
Epic™ HF (V-338)  
Epic™ II HF (V-355)  
Frontier™ (5508)  
Promote™ (3107-36)  
Promote™ RF (3207-30)

## ICDS

Atlas™ DR (V-240)  
Atlas™ DR (V-242)  
Atlas™ II DR (V-265)  
Atlas™ VR (V-199)  
Contour™ II (V-185, V-185AC, V-185B, V-185C, V-185D)  
Contour™ MD (V-175, V-175AC, V-175B, V-175C, V-175D)  
Current™ DR (2107-36)  
Current™ DR RF (2207-30)  
Current™ VR (1107-36)  
Current™ VR (1207-30)  
Epic™ + DR (V-236)  
Epic™ + DR (V-239)  
Epic™ DR (V-233)  
Epic™ DR (V-235)  
Epic™ II DR (V-255)  
Epic™ II DR (V-258)  
Epic™ II VR (V-158)  
Epic™ + VR (V-196)  
Epic™ VR (V-197)  
Photon™ DR (V-230HV)

## FINAL EDITION

First Edition 2011  
Second Edition 2015  
Second Edition 2015  
First Edition 2011  
First Edition 2010  
First Edition 2011  
First Edition 2010  
Second Edition 2010  
First Edition 2014

## FINAL EDITION

First Edition 2010  
Second Edition 2014  
First Edition 2010  
Second Edition 2010  
First Edition 2008  
First Edition 2010  
Second Edition 2010  
Second Edition 2015  
First Edition 2010  
Second Edition 2013  
First Edition 2010  
First Edition 2014  
First Edition 2011  
Second Edition 2010  
First Edition 2010  
Second Edition 2013  
Second Edition 2013  
Second Edition 2015  
Second Edition 2010  
Second Edition 2007

## ICDS

Photon™ μ DR (V-232)  
Photon™ μ VR (V-194)  
Profile™ (V-186F, V-186HV3)

## DEFIBRILLATION LEADS

Riata™ i (1560, 1561)  
Riata™ ST Optim™ (7030, 7031)  
TVL™ ADX (1559)  
TVL™ RV (RV01, RV02, RV03, RV06, RV07)  
TVL™ SVC (SV01, SV02, SV03)  
SPL™ (SP01, SP02, SP03 & SP04)

## PACEMAKERS

AddVent™ (2060)  
Affinity™ DC (5230)  
Affinity™ DR (5330, 5331)  
Affinity™ SR (5130, 5131)  
Affinity™ VDR (5430)  
Entity™ DC (5226)  
Entity™ DR (5326)  
Identity™ (5370)  
Identity™ SR (5172)  
Identity™ XL (5376)  
Integrity™ SR (5142)  
Integrity™ μ SR (5136)  
Integrity ADx™ DR (5360)  
Integrity ADx™ SR (5160)  
Integrity™ AFx DR (5342, 5346)  
Integrity™ μ DR (5336)  
Meta™ DDDR (1256)  
Meta™ DDDR (1256D)  
Paragon™ (2010, 2011, 2012)  
Paragon™ II (2016)

## FINAL EDITION

Second Edition 2009  
First Edition 2010  
Second Edition 2007

## FINAL EDITION

Second Edition 2016  
Second Edition 2013  
Second Edition 2019  
First Edition 2010  
First Edition 2010  
First Edition 2018

## FINAL EDITION

First Edition 2010  
First Edition 2019  
First Edition 2019  
First Edition 2019  
First Edition 2010  
First Edition 2019  
First Edition 2019  
Second Edition 2021  
Second Edition 2021  
Second Edition 2021  
First Edition 2020  
Second Edition 2013  
Second Edition 2013  
Second Edition 2013  
First Edition 2020  
Second Edition 2010  
Second Edition 2008  
Second Edition 2008  
Second Edition 2010  
Second Edition 2010

# Phased-out Models

## PACEMAKERS

Paragon™ III (2304, 2314, 2315)  
Phoenix™ II (2005, 2008, 2009)  
Phoenix™ III (2204, 2205)  
Regency™ SC+ (2400L, 2402L)  
Solus™ (2002, 2003)  
Solus™ II (2006, 2007)  
Synchrony™ II (2022, 2023)  
Synchrony™ III (2028, 2029)  
Tempo™ D (2902)  
Tempo™ DR (2102)  
Tempo™ V (1102)  
Tempo™ VR (1902)  
Trilogy™ DC (2308)  
Trilogy™ DC+ (2318)  
Trilogy™ DR (2350)  
Trilogy™ DR+ (2360, 2364)  
Trilogy™ SR (2250)  
Trilogy™ SR+ (2260, 2264)

## PACING LEADS

ACE™ (1015M, 1025M)  
AV Plus™ DX (1368)  
Fast-Pass™ (1018T, 1028T)  
IsoFlex™ P (1644T)  
IsoFlex™ S (1642)  
IsoFlex™ S (1646)  
Passive Plus™ (1135K, 1143K, 1145K, 1235K, 1243K, 1245K)  
Passive Plus™ (1136T, 1142T, 1146T, 1222T, 1226T, 1236T, 1242T, 1246T)  
Passive Plus™ DX (1336T, 1342T, 1346T)  
Passive Plus™ DX (1343K, 1345K)  
Permathane™ ACE (1035M)  
Permathane™ ACE (1036T, 1038T)  
Tendril™ (1148T, 1188T)  
Tendril™ (1188K)  
Tendril™ DX (1388K)  
Tendril™ DX (1388T, 1388TC)  
Tendril™ SDX (1488T, 1488TC)  
Unipolar Lead (1007)

## FINAL EDITION

First Edition 2010  
Second Edition 2010  
First Edition 2009  
First Edition 2010  
Second Edition 2010  
Second Edition 2010  
Second Edition 2009  
First Edition 2010  
Second Edition 2008  
Second Edition 2008  
First Edition 2010  
First Edition 2010  
Second Edition 2006  
Second Edition 2009  
First Edition 2007  
First Edition 2010  
Second Edition 2009  
Second Edition 2010

## FINAL EDITION

Second Edition 2009  
First Edition 2019  
Second Edition 2009  
First Edition 2011  
Second Edition 2022  
Second Edition 2022  
First Edition 2010  
Second Edition 2014  
  
First Edition 2018  
First Edition 2010  
First Edition 2010  
First Edition 2010  
Second Edition 2015  
First Edition 2010  
First Edition 2010  
First Edition 2017  
First Edition 2020  
First Edition 2010



**Abbott**

One St. Jude Medical Dr., St. Paul, MN 55117 USA, Tel: 1 651 756 2000

Abbott.com

**Rx Only**

**Brief Summary:** Prior to using these devices, please review the Instructions for Use for a complete listing indications, contraindications, warnings, precautions, potential adverse events and directions for use.

™ Indicates a trademark of the Abbott group of companies.

‡ Indicates a third party trademark, which is property of its respective owner. ©

2023 Abbott. All Rights Reserved.

