

# Product Performance Report

## 2023 Second Edition



# Letter from Abbott

As a world leader in the development of state-of-the-art technology for cardiac rhythm management devices, Abbott continuously strives to partner with physicians in reducing risks and facilitating the best possible patient outcomes. We understand that our products are implanted in people whose health and well-being depend on their performance. From product design through patient follow-up, Abbott employees are dedicated to product quality and patient safety.

In keeping with this commitment, we publish the Product Performance Report (PPR) semi-annually to ensure that the healthcare community and the patients it serves are informed about the performance of our cardiac devices, which include, implantable cardioverter defibrillators (ICDs), implantable pacemakers, and implantable pacing and defibrillation leads. Abbott recognizes that such performance data must be transparent and consistent.

To meet these goals we continue our commitment to the reporting methods described in the 2009 AdvaMed document “Industry Guidance for Uniform Reporting of Clinical Performance of Cardiac Rhythm Management Pulse Generators and Leads”, which set standards for lead and pulse generator performance reporting. Determined to provide the highest level of transparency, Abbott goes beyond the AdvaMed recommendations by identifying the root cause of each ICM, ICD, and pacemaker malfunction and providing subcategories of lead malfunctions.

At Abbott, we adapt quickly to changes in the world around us, harnessing leading-edge science and technology to deliver the best possible solutions for some of the world’s most important health challenges. We are proud to include a new section in this PPR beginning on page 187 containing the performance of our AVEIR™ VR Leadless Pacemaker.

As we continually strive to provide unbiased and reliable information on the performance of our products, Abbott is pleased to release the second edition of the 2023 Product Performance Report containing the latest performance information on our ICDs, pacemakers and lead systems.

Sincerely,



Divisional Vice President, Quality

# Table of Contents

<b>INTRODUCTION AND OVERVIEW</b>	1
<b>CARDIAC RESYNCHRONIZATION THERAPY (CRT) DEVICES</b>	
<b>CRT ICDS</b>	
Performance Data	11
Battery Longevity	35
Summary Information	37
<b>CRT PACEMAKERS</b>	
Performance Data	44
Summary Information	51
<b>LEFT-HEART LEADS</b>	
Performance Data	55
Summary Information	6
<b>IMPLANTABLE CARDIOVERTER DEFIBRILLATOR (ICD) DEVICES</b>	
<b>DUAL-CHAMBER</b>	
Performance Data	71
Battery Longevity	90
Summary Information	92
<b>SINGLE-CHAMBER</b>	
Performance Data	99
Battery Longevity	118
Summary Information	120
<b>DEFIBRILLATION LEADS</b>	
Performance Data	127
Summary Information	143

# Table of Contents

## PACEMAKERS

### DUAL-CHAMBER

Performance Data	149
Summary Information	163

### SINGLE-CHAMBER

Performance Data	169
Summary Information	181

## LEADLESS PACEMAKERS

### SINGLE-CHAMBER

Performance Data	187
Summary Information	189

## PACING LEADS

Performance Data	193
Summary Information	206

## IMPLANTABLE CARDIAC MONITORS (ICMS)

Summary Information	211
---------------------	-----

### FOCUS ON CLINICAL PERFORMANCE

ICD Premature Battery Depletion Advisory Update	215
Update on Riata™ Lead Performance	218

### ADVISORIES AND SAFETY ALERTS

220

### HEALTHCARE PROFESSIONAL COMMUNICATIONS

246

### INDEX

248

### INDEX OF PHASED-OUT MODELS

251

## Serving Our Mission

Abbott is advancing the treatment of heart and vascular disease through breakthrough medical technologies, allowing people to restore their health and get on with their lives. We focus on improving treatment options for coronary artery disease, cardiac rhythm management, atrial fibrillation, heart failure, structural heart and peripheral artery disease. We are here for the people we serve in their pursuit of healthy lives. This has been the way of Abbott for more than a century—passionately and thoughtfully translating science into lasting contributions to health.

Toward this mission, we maintain a rigorous approach to ensuring the quality of our products. The key elements of this effort include:

- Compliance with U.S. and International quality system standards, such as the U.S. FDA Quality Systems Regulation (21 CFR Part 820) and ISO 13485 (an international standard for the Quality Management System for medical devices)
- Thorough evaluation of product design, including extensive design verification and validation, as well as product qualification testing
- Rigorous control of the design and manufacturing processes
- Inspection and qualification of externally supplied components and materials
- Timely analysis of returned products, including extensive malfunction investigation
- Extensive and frequent internal auditing
- Post market surveillance
- Continuous improvement programs
- Ensuring the highest ethical standards

We continue to be committed to answering your questions and keeping you informed. If you have any questions or concerns, please contact your Abbott Representative or Abbott Technical Services at 1-800-722-3774. Thank you for your input and continued support, allowing Abbott to positively impact the lives of thousands of patients every year.

## What's New in This Report

### **AVEIR™ PERFORMANCE**

Commercial implants of the Aveir™ VR leadless pacemaker commenced in April 2022, and with the publication of the 2023 Second Edition Product Performance Report, Abbott has now completed monitoring and assessment for over one year. The ISO 5841-2:2014(E) criteria for reporting Pulse Generator performance have been applied to the Aveir™ VR pacemaker, including assessment of returned product analysis and calculation of the survival probability. In addition, the category of 'Extrinsic Factors' has been added to the standard list of pulse generator malfunctions. This category currently exists for cardiac leads and has been adapted by Abbott for the Aveir™ VR leadless pacemaker to acknowledge its unique functionality and design characteristics.

### **COMPLETION OF ACTIVELY MONITORED STUDIES**

Since 2007 the Product Performance Report has included data from the St. Jude Medical Product Longevity and Performance Registry (SCORE). This comprehensive study provided monitored performance data on pacemakers, ICDs, and leads. Abbott complemented the SCORE registry with data from the SJ4 Post-Approval Study, the QuickFlex™  $\mu$  Lead Post-Approval Study, the Quadripolar CRT-D Post-Approval Study, and the OPTIMUM registry. All five of these studies are now closed per protocol and the enrolled devices and leads continue to be monitored according to the ISO 5841-2:2014(E) standard. Refer to the 2023 First Edition Product Performance Report for the final Actively Monitored summaries.

### **UPDATE ON THE MERLIN PATIENT CARE SYSTEM AND MERLIN.NET SOFTWARE FOR LONGEVITY ESTIMATION**

In June 2022, Abbott notified customers of an update to the programmer and remote care software to improve the accuracy of the predicted battery longevity in certain pacemaker families. Previous software versions had the potential to display overestimated predicted longevity, even though the pacemaker functionality, therapy delivery, and overall longevity remained normal and within specifications. Further details including patient management recommendations and updated worldwide incidence rates can be found on page 231 and also on the Product Advisories web page at <https://www.cardiovascular.abbott/us/en/hep/product-advisories.html>

### **UPDATE ON FORTIFY™, FORTIFY ASSURA™, QUADRA ASSURA™, QUADRA ASSURA MP™, UNIFY™, UNIFY ASSURA™ AND UNIFY QUADRA™ ICD PREMATURE BATTERY DEPLETION ADVISORY**

In order to provide the most up-to-date information, Abbott continues to include an update on the Fortify™, Fortify Assura™, Quadra Assura™, Quadra Assura MP™, Unify™, Unify Assura™ and Unify Quadra™ ICD premature battery depletion advisory (October 2016) in the Focus on Clinical Performance section (see pages 215-217). This section includes an overview on the analysis of products returned to Abbott. Additionally, for advisory models with at least 500 active devices in service, Abbott provides a separate product performance data page per model number.

### **UPDATE ON RIATA™ LEAD PERFORMANCE**

Since 2011, Abbott had included an update on Riata lead performance in the Focus on Clinical Performance section (see pages 218-219). This section provides the latest Riata lead externalized conductor rates from complaint and returns handling, and describes the rates of other types of Riata insulation abrasion failure mechanisms that Abbott has identified from returns analysis. Additionally, the final results from the Cardiac Lead Assessment Study (CLAS) were published in April 2022 in the Heart Rhythm O2 journal, and a summary of the manuscript can be found on page 218.

## Performance Data

Product performance data is derived from customer-initiated complaints and returned products. Abbott strongly encourages the submission of any relevant complaints and product returns. Underreporting of events is recognized throughout our industry. Abbott is constantly improving the accuracy and utility of the data within this Product Performance Report.

### SUMMARY INFORMATION

The Performance Data page for each product model or model group includes a table of model-specific information. Several terms from this table that are relevant to performance data calculations are defined below:

**Registered U.S. Implants** - The total number of U.S. implanted devices for which patient and device information has been provided to Abbott. This total includes devices which have been explanted or are otherwise out of service.

**Estimated Active U.S. Implants** - The total number of U.S. registered implants that have not been identified to Abbott as explanted or otherwise out of service. An adjustment is made to account for the underreporting of patient mortality. Abbott performed an analysis of the data gathered from multiple clinical studies including some Abbott sponsored studies to determine the mortality rate within the pacemaker and ICD patient population and has factored this into the estimation of the number of active U.S. implants.

**Estimated Longevity** - The estimated number of years in which a device is expected to reach its Elective Replacement Indicator (ERI), as stated in the product literature. The estimate is based on battery life approximations and empirical battery performance distributions. It is strongly affected by many factors such as programmed parameters, percentage of time paced, internal impedance, etc. For example, the 9.2 year estimated longevity of an Accent™ DR model PM2110 pacemaker is based on the mean longevity (or 50%) value in the product literature corresponding to pacing at 60 ppm, 2.5V dual-chamber output at 0.4 ms pulse width, 500 ohm lead impedance, 100% DDD pacing, and Stored EGMs On. Actual performance can vary considerably, depending on the actual programmed settings and operations.

**Normal Battery Depletion** - The condition where a returned device met its electrical specification and reached its elective replacement indicator voltage (1) with an implant duration meeting or exceeding the nominal predicted longevity at default shipped settings, or (2) with an implant duration exceeding 75% of its estimated longevity, based on longevity calculations using information from device usage and the actual device settings. The quantity of normal battery depletions reported is determined directly from laboratory analysis and does not represent any adjustment to account for underreporting.

# Introduction and Overview

## **SURVIVAL CALCULATION GENERAL METHODS**

For ICDs, pacemakers, ICMs, and leads, we compile cumulative survival data based on the actuarial (or life-table) method of survival analysis, consistent with ISO 5841-2:2014(E) “Reporting of Clinical Performance of Populations of Pulse Generators and Leads” and the 2009 AdvaMed document “Industry Guidance for Uniform Reporting of Clinical Performance of Cardiac Rhythm Management Pulse Generators and Leads”. Product performance is plotted over a maximum range of 20 years, with a minimum of 500 registered implants required for inclusion in the report, and a minimum sample size for each reported time period of 200 devices. “Survival” refers to the proper function of the device, not the survival of the patient, and is intended to illustrate the calculated probability of device survival at a given point in time. A survival probability of 99% at five years, for example, indicates that at five years after implant, the system has a 1% risk of incurring a malfunction and/or normal battery depletion. All domestically implanted devices within each model family are included in the calculations.

With the large size of the U.S. data pool, and the same products are generally used both in the U.S. and internationally, we consider the data in this report to accurately represent each device’s performance, regardless of where in the world it was implanted.

The ISO 5841-2:2014(E) “Reporting of Clinical Performance of Populations of Pulse Generators and Leads” was revised in August 2014. The revision clarified survivor definitions and reporting methods, further standardizing product performance reporting across the cardiac rhythm management implantable device and lead manufacturers.

This revision of the ISO standard specifically excludes lead malfunctions confirmed through returned product analysis which were received with no accompanying complaint from the survival probability calculations. However, to provide the highest level of transparency, Abbott continues to include malfunctions not associated with a complaint in the survival probability calculations and in the tabular display of laboratory-confirmed malfunctions.

## **ICD, PACEMAKER, AND ICM SURVIVAL ANALYSIS**

The data used for the analysis of ICDs, pacemakers, and ICMs includes up-to-date device registration information and the laboratory analysis of all domestically implanted devices returned to Abbott. The analysis measures device performance to specification, and does not reflect medical complications, such as infection, erosion, muscle stimulation or inhibition, or units implanted for fewer than 24 hours.

In accordance with ISO 5841-2:2014(E), the survival calculations for ICDs and pacemakers are adjusted to reduce the bias caused by underreporting of malfunctions and normal battery depletions. Abbott compared the malfunctions and normal battery depletion rates calculated from our actively monitored populations to the rates calculated from our passively monitored populations and have adjusted the survival calculations accordingly.

Survival data are presented in a single table and graph. The survival data is separated into “Including Normal Battery Depletion” and “Excluding Normal Battery Depletion” categories. The “Including Normal Battery Depletion” data reflects the frequency of device removal due to normal battery depletion and malfunction of any type. The “Excluding Normal Battery Depletion” category reflects the frequency of device removal due to malfunctions only.



# Introduction and Overview

## ICD, PACEMAKER, AND ICM MALFUNCTION REPORTING

The quantity and rate of malfunctions recorded for each ICD, pacemaker, and ICM model are presented in a tabular format. The root cause of all laboratory-confirmed malfunctions is classified into one of eight categories: Electrical Component, Electrical Interconnect, Battery, High Voltage Capacitor (ICDs and CRT-Ds only), Software/Firmware, Mechanical, Possible Early Battery Depletion, or Other. Note that in the rare cases where multiple malfunctions are identified in a single device, a single malfunction category will be selected with priority given in the order of the list above. Consistent with previous performance reports, ICD and Pacemaker malfunctions are further classified as with or without compromised therapy.

ISO 5841-2 (E) was revised in August 2014. This version of the standard (ISO 5841-2:2014 (E)) modified the definitions of device malfunctions with compromised therapy and device malfunctions without compromised therapy from the previous version of the standard (ISO 5841-2:2000 (E)). In Product Performance Reports (PPRs) published prior to July 2021, Abbott used the definitions of these terms included in ISO 5841-2:2000 (E). Beginning with the July 2021 PPR, Abbott is using the revised definitions in ISO 5841-2:2014 (E) to classify device malfunctions. Abbott maintains its commitment to provide the highest level of transparency in reporting.

### Malfunction Definitions

**Malfunction** - failure of a device to meet its performance specifications or otherwise perform as intended.

**Malfunction with Compromised Therapy** - device malfunction causing compromised pacing or defibrillation therapy (including complete loss or partial degradation) while implanted and in service.

**Malfunction without Compromised Therapy** - Pulse generator malfunction that did not compromise pacing or defibrillation therapy while implanted and in service.

Note: Therapy is not compromised as long as the critical patient-protective pacing and defibrillation therapies are available. This includes changes in device settings that occur as intended by the design and do not result in loss of critical patient protective therapies but are the reported reasons for explant. Examples include (but are not limited to): reversion to a designed "safe mode", "backup mode", "power-on reset" or other manufacturer specific terminology, error-affecting diagnostic functions, telemetry function, data storage, malfunction of a component that causes battery to lose power quickly enough to cause premature battery depletion, but slowly enough that the condition is detected through normal follow-up before therapy is lost; mechanical problems with connector header that do not affect therapy.

### Malfunction Root Cause Category Definitions

**Electrical Component** - Findings linked to electrical components such as integrated circuits, resistors, low voltage capacitors, diodes, etc. Does not include high voltage capacitors or batteries as those are separately listed.

**Electrical Interconnect** - Findings linked to the connections between electrical components such as wires, solder joints, wire bonds, feedthroughs, etc.

**Battery** - Findings linked to the battery and its components.

**High Voltage Capacitor** - Findings linked to the high voltage capacitor and its components.

# Introduction and Overview

**Software/Firmware** - Findings linked to software or firmware function.

**Mechanical** - Findings linked to mechanical components such as headers, setscrews, fluid seals, internal supports, the hermetic case, etc.

**Possible Early Battery Depletion** - Findings where the actual reported implant time is less than 75% of the expected longevity calculated using the available device setting information and no root cause was able to be identified. Additionally, in the absence of a specific root cause finding, returned devices with insufficient device setting information to determine conclusively if battery depletion was normal or premature are conservatively classified as Possible Early Battery Depletion malfunctions.

**Other** - Findings linked to other components such as packaging and accessories, and findings where analysis is inconclusive, as well as other complications not included above.

**Extrinsic Factors** - The device was implanted greater than 30 days, removed from service with an associated complaint and returned for analysis, however analysis was inconclusive because (1) the returned device was damaged by the explantation process, or (2) lab analysis could not determine an out of specification condition (typically with complaints such as dislodgements, perforations, or failure to capture).

## LEADS SURVIVAL ANALYSIS

Implanted cardiac leads are subjected to constant, complex flexural and torsional forces, interactions with other leads and/or the pulse generator device, plus other forces associated with cardiac contractions, patient physical activity, posture, and anatomy. Therefore, the functional lifetime of cardiac leads is limited and cannot be predicted with a high degree of confidence. Understanding these limitations, survival estimates are provided for all leads included in this report.

The data used for the survival analysis of leads includes up-to-date lead registration information, chronic complications (>30 days) reported by the field, and the laboratory analysis of all domestically implanted leads returned to Abbott. Complaints reported within 30 days of implant (acute observations), are considered to be related to factors other than lead malfunction, such as patient specific characteristics or implant technique, and are therefore excluded from the survival calculations, consistent with industry practice. If there is laboratory data that determines the lead to have exhibited a malfunction, and the lead is known to have been implanted for more than 24 hours, the lead is counted as a non-survivor. If a lead is the subject of a complaint report, and was implanted for more than 30 days (chronic complication), then the lead is counted as a non-survivor. These criteria are also followed for partial lead returns. This method for non-returned complications is used to ensure a conservative failure estimate for lead performance. Chronic complications commonly associated with non-returned leads and partial lead returns include, but are not limited to, reports of sensing, pacing, and capture anomalies, perforation, and dislodgement.

# Introduction and Overview

## LEADS OBSERVATION AND COMPLICATION REPORTING

Reporting for recently released lead models provides detail on specific chronic complications (more than 30 days implant), as well as acute observations (post implant to 30 days), that are reported to Abbott as complaints. Each complication and observation is categorized into one of the eleven categories below, irrespective of whether the lead has been returned for analysis. The quantity and rate of each complication and observation type is provided in a tabular format on the Performance Data page. Note that in the rare cases where multiple complaints are identified for a single lead, a single category will be selected with priority given in the order of the list below.

**Cardiac Perforation** - Penetration of the lead tip through the myocardium, clinically suspected and confirmed by chest x-ray, fluoroscopy, echocardiogram, or visual observation, which results in clinical symptoms, typically degradation of pacing/ICD lead electrical performance (high thresholds), chest pain, or tamponade.

**Conductor Fracture** - A mechanical break within a lead conductor (includes connectors, coils, cables and/or electrodes) observed visually, electrically, or radiographically.

**Lead Dislodgement** - Radiographic, electrical or electrocardiographic evidence of electrode displacement from the original implant site or electrode displacement that adversely affects pacing and/or lead performance.

**Failure to Capture** - Intermittent or complete failure to achieve cardiac stimulation (atrial or ventricular) at programmed output delivered outside of the cardiac refractory period. A sudden and significant increase in the pacing threshold value (elevated thresholds compared to previous measured value) at which 2:1 safety margin can no longer be achieved.

**Oversensing** - Misinterpretation of cardiac or non-cardiac events as cardiac depolarization, e.g. T-waves, skeletal muscle potentials, and extracardiac electromagnetic interference (EMI).

**Failure to Sense (undersensing)** - Intermittent or complete loss of sensing or failure to detect intended intrinsic cardiac signals (atrial or ventricular) during non-refractory periods at programmed sensitivity settings.

**Insulation Breach** - A disruption or break in lead insulation observed visually, electrically, or radiographically.

**Abnormal Pacing Impedance** - Pacing impedance is typically considered abnormal if a measurement is  $< 200 \Omega$  or  $> 2000 \Omega$  (based on lead model and measurement range of the device).

**Abnormal Defibrillation Impedance** - Defibrillation impedance is typically considered abnormal if a measurement is  $< 20 \Omega$  or  $> 200 \Omega$  (based on lead model and measurement range of the device).

**Extracardiac Stimulation** - Clinical observation of inadvertent nerve/muscle stimulation other than cardiac muscle.

**Other** - Specific proprietary lead mechanical attributes such as lead incorporated sensors, connectors or seal rings which affect a lead's ability to perform as designed or remain in service, as well as other complications not included above.

# Introduction and Overview

## LEADS MALFUNCTION REPORTING

As a supplement to the survival estimates, the categorization of lead malfunctions emphasizes the root cause of malfunction rather than a functional longevity prediction. In accordance with AdvaMed guidelines, laboratory analysis results of returned leads are categorized into one of the following five categories of malfunctions. The quantity and rate of each malfunction type is provided in a tabular format on the Performance Data pages.

Note that in the rare cases where multiple malfunctions are identified in a single lead, a single malfunction category will be selected with priority given in the order of the list below. The definition for each malfunction type is provided below:

**Conductor Fracture** - Conductor break with complete or intermittent loss of continuity that could interrupt current flow. This type of malfunction includes any conductor fracture such as those associated with flex-fatigue or clavicular crush damage.

In an effort to further increase customer understanding of Abbott defibrillation and left-heart lead performance, subcategories of conductor fracture are also provided. The definitions of these subcategories are provided below:

**Clavicular Crush** - Conductor fracture due to strong compression and bending at the approximation of the first rib and clavicle.

**In the Pocket** - Conductor fracture not within the vascular or cardiac systems, typically within the subcutaneous pocket or associated with the suture sleeve, excluding the mechanism of clavicular crush.

**Intravascular** - Conductor fracture within the vascular or cardiac systems.

**Insulation Breach** - Any lead insulation breach, such as: 1) proximal abrasion associated with lead-to-lead or lead-to-can contact in the pocket, 2) mid-lead insulation damage caused by clavicular crush or insulation wear in the region of vein insertion, 3) distal abrasion due to lead-to-lead interactions or contact with anatomic structures, and 4) externalized conductors in the distal region.

Subcategories of insulation breach for defibrillation and left-heart leads are also provided. The definitions of these subcategories are provided below:

**Lead-to-Can Contact** - Direct contact between the lead and the can (i.e. pacemaker, ICD, or CRT-D) combined with repetitive skeletal movement caused abrasion that resulted in a full thickness outer insulation breach.

**Lead-to-Lead Contact** - Repetitive contact between two leads caused abrasion that resulted in a full thickness outer insulation breach.

**Clavicular Crush** - Damage due to strong compression between the first rib and clavicle resulted in a full thickness outer insulation breach.

# Introduction and Overview

**Externalized Conductors** - Abrasion resulted in an outer insulation breach within the vascular or cardiac systems allowing the normally contained conductors to become visible outside the lead body. Externalized conductors were described in our December 2010 and November 2011 communications regarding insulation abrasion failures on silicone Riata™ and Riata™ ST lead families (summary on pages 240-241) and in our April 2012 communication regarding insulation abrasion failures on QuickSite™ and QuickFlex™ lead families. Additional information regarding externalized conductors on Riata™ and Riata™ ST leads can be found at <https://www.cardiovascular.abbott/us/en/hcp/product-advisories/riata.html>.

**Other (Insulation Breach)** - Insulation breaches that resulted from a failure mode not represented by the other four categories. This includes a variety of failure modes, such as damage at the suture sleeve and contact with patient anatomy. Also includes insulation breaches for which analysis was unable to isolate a specific cause.

**Crimps, Welds and Bonds** - Any interruption in the conductor or lead body associated with a point of connection.

**Other** - Includes specific proprietary lead mechanical attributes, such as lead incorporated sensors, connectors, and seal rings, as well as other analysis results not included in the alternate categories.

**Extrinsic Factors** - The lead was implanted greater than 30 days, removed from service with an associated complaint and returned for analysis, however analysis was inconclusive because (1) only portions of the lead were available, or (2) the returned lead was damaged by the explantation process, or (3) lab analysis could not determine an out of specification condition (typically with complaints such as dislodgements, perforations, or failure to capture).

## Medical Advisory Board Review

Abbott has an established and independent Medical Advisory Board (MAB) focused on cardiac rhythm management systems, including pulse generators and leads. One of the important tasks assigned to the MAB is the review of the performance data contained in this report prior to its release and publication on a semi-annual basis. MAB members and their location of practice include:

Dr. Anne Curtis, Buffalo, New York

Dr. Roger Freedman, Salt Lake City, Utah

Dr. Christoph Geller, Bad Berka, Germany

Dr. Thomas Mattioni, Paradise Valley, Arizona

Dr. Raymond Schaerf, Los Angeles, California

Dr. Bruce Wilkoff, Cleveland, Ohio

## Returning Devices to Abbott

To maintain the continued accuracy of our performance reporting, Abbott strongly encourages physicians to notify our Patient Records department (800-550-1648) each time a device is removed from service for any reason. Additionally, all explanted products are requested to be returned to Abbott for laboratory evaluation whether or not a malfunction is suspected. To facilitate the return of explanted devices, Abbott offers a no-cost Returned Products Kit comprised of a postage paid explant box with a shipping address label, a removed device information form, a biohazard bag, and biohazard labels to seal the explant box. This kit, #N0004, can be ordered free of charge by contacting Abbott Customer Service (800-681-9293).

## Contact Us

The Abbott team is always ready to respond to questions, comments or suggestions as well as receive product performance feedback. You can reach us by phone at 651-756-2000, on the web at [www.abbott.com](http://www.abbott.com), or by contacting your local Abbott representative.

# Cardiac Resynchronization Therapy (CRT) ICDs

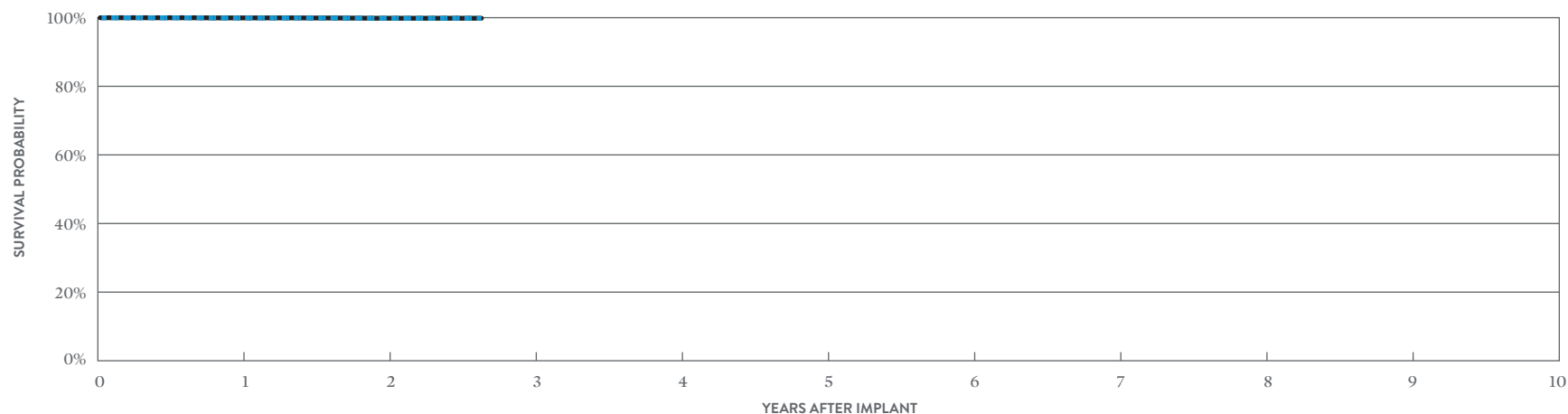
## Cardiac Resynchronization Therapy (CRT) ICDs

### Gallant™ HF CRT-D

#### MODEL CDHFA500Q\*

US Regulatory Approval	July 2020
Registered US Implants	28,976
Estimated Active US Implants	25,246
Estimated Longevity	(see table on page 36)
Normal Battery Depletion	1
Max. Delivered Energy	40 joules
Number of US Advisories	None

	MALFUNCTIONS W/ COMPROMISED THERAPY		MALFUNCTIONS W/O COMPROMISED THERAPY	
	QTY	RATE	QTY	RATE
Electrical Component	0	0.00%	5	0.02%
Electrical Interconnect	0	0.00%	0	0.00%
Battery	0	0.00%	0	0.00%
High Voltage Capacitor	0	0.00%	2	<0.01%
Software/Firmware	0	0.00%	0	0.00%
Mechanical	0	0.00%	0	0.00%
Possible Early Battery Depletion	0	0.00%	0	0.00%
Other	1	<0.01%	1	<0.01%
<b>Total</b>	<b>1</b>	<b>&lt;0.01%</b>	<b>8</b>	<b>0.03%</b>



#### INCLUDING NORMAL BATTERY DEPLETION

YEAR	1	2	AT 32 MONTHS
SURVIVAL PROBABILITY	99.93%	99.83%	99.83%
± 1 STANDARD ERROR	0.02%	0.04%	0.04%
SAMPLE SIZE	21,610	9,020	330

#### EXCLUDING NORMAL BATTERY DEPLETION

YEAR	1	2	AT 32 MONTHS
SURVIVAL PROBABILITY	99.94%	99.84%	99.84%
± 1 STANDARD ERROR	0.02%	0.04%	0.04%

\*DF4-LLHH connector type.



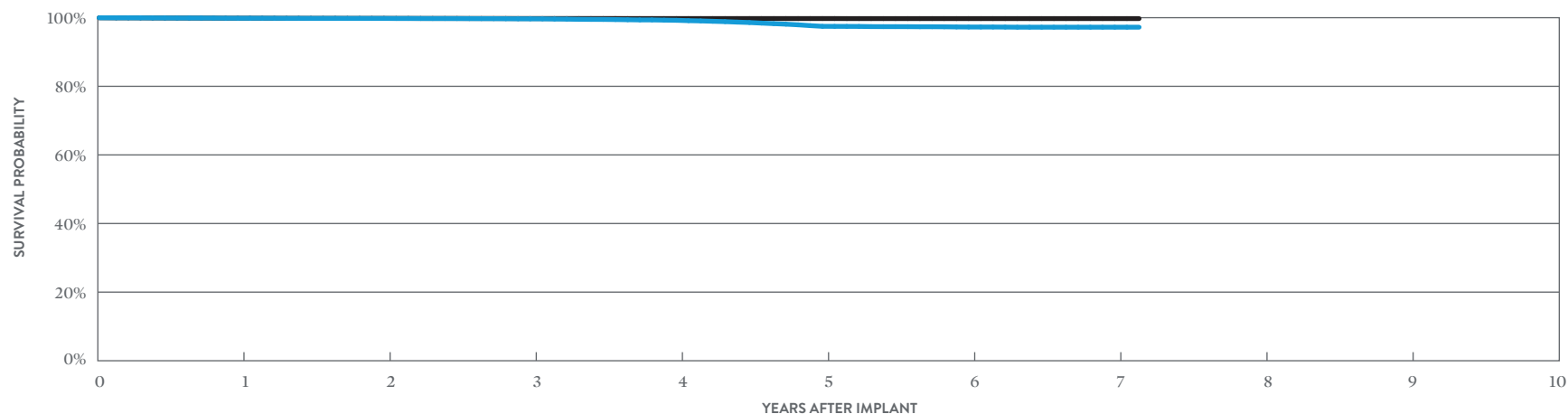
## Cardiac Resynchronization Therapy (CRT) ICDs

### Quadra Assura MP™ CRT-D

#### MODEL CD3369-40Q\*

US Regulatory Approval	February 2016
Registered US Implants	76,570
Estimated Active US Implants	49,632
Estimated Longevity	(see table on page 36)
Normal Battery Depletion	272
Max. Delivered Energy	40 joules
Number of US Advisories (see pg. 222)	One

	MALFUNCTIONS W/ COMPROMISED THERAPY		MALFUNCTIONS W/O COMPROMISED THERAPY	
	QTY	RATE	QTY	RATE
Electrical Component	7	<0.01%	18	0.02%
Electrical Interconnect	9	0.01%	1	<0.01%
Battery	0	0.00%	3	<0.01%
High Voltage Capacitor	0	0.00%	2	<0.01%
Software/Firmware	0	0.00%	0	0.00%
Mechanical	1	<0.01%	5	<0.01%
Possible Early Battery Depletion	0	0.00%	2	<0.01%
Other	4	<0.01%	16	0.02%
<b>Total</b>	<b>21</b>	<b>0.03%</b>	<b>47</b>	<b>0.06%</b>



#### INCLUDING NORMAL BATTERY DEPLETION

YEAR	1	2	3	4	5	6	7	AT 86 MONTHS
SURVIVAL PROBABILITY	99.84%	99.78%	99.66%	99.24%	97.48%	97.28%	97.23%	97.23%
± 1 STANDARD ERROR	0.01%	0.02%	0.02%	0.04%	0.09%	0.10%	0.10%	0.10%
SAMPLE SIZE	71,290	61,610	50,950	38,120	25,660	14,860	5,410	430

#### EXCLUDING NORMAL BATTERY DEPLETION

YEAR	1	2	3	4	5	6	7	AT 86 MONTHS
SURVIVAL PROBABILITY	99.85%	99.80%	99.76%	99.75%	99.75%	99.74%	99.74%	99.74%
± 1 STANDARD ERROR	0.01%	0.02%	0.02%	0.02%	0.02%	0.02%	0.02%	0.02%

\*DF4-LLHH connector type.

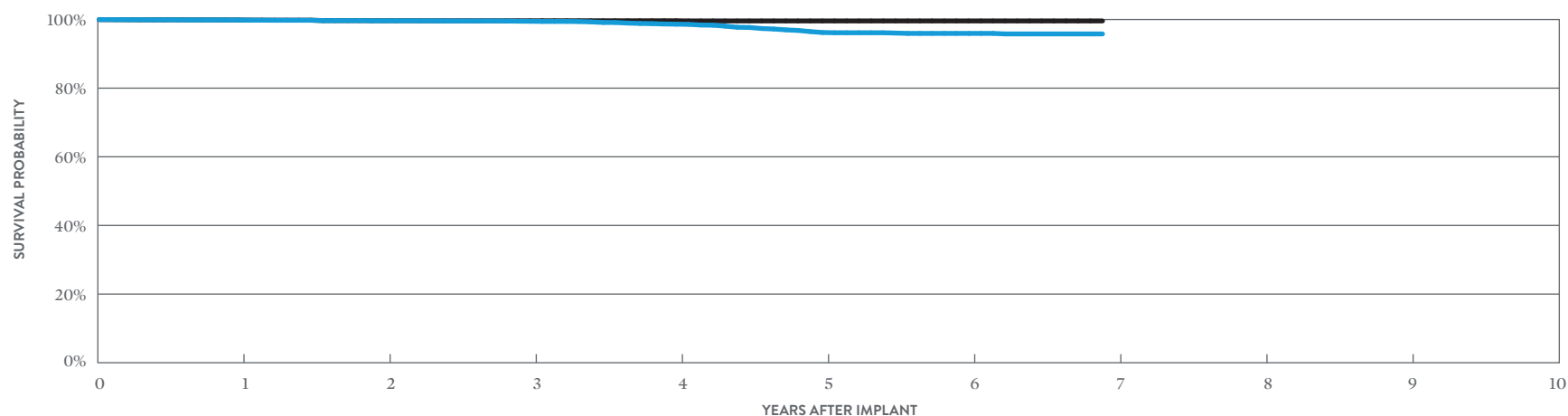
## Cardiac Resynchronization Therapy (CRT) ICDs

### Quadra Assura MP™ CRT-D

#### MODEL CD3369-40C\*

US Regulatory Approval	February 2016
Registered US Implants	11,035
Estimated Active US Implants	7,114
Estimated Longevity	(see table on page 36)
Normal Battery Depletion	57
Max. Delivered Energy	40 joules
Number of US Advisories (see pg. 222)	One

	MALFUNCTIONS W/ COMPROMISED THERAPY		MALFUNCTIONS W/O COMPROMISED THERAPY	
	QTY	RATE	QTY	RATE
Electrical Component	2	0.02%	1	<0.01%
Electrical Interconnect	2	0.02%	0	0.00%
Battery	0	0.00%	0	0.00%
High Voltage Capacitor	1	<0.01%	1	<0.01%
Software/Firmware	0	0.00%	0	0.00%
Mechanical	0	0.00%	2	0.02%
Possible Early Battery Depletion	0	0.00%	2	0.02%
Other	1	<0.01%	3	0.03%
<b>Total</b>	<b>6</b>	<b>0.05%</b>	<b>9</b>	<b>0.08%</b>



#### INCLUDING NORMAL BATTERY DEPLETION

YEAR	1	2	3	4	5	6	AT 83 MONTHS
SURVIVAL PROBABILITY	99.86%	99.64%	99.48%	98.64%	96.21%	95.95%	95.80%
± 1 STANDARD ERROR	0.04%	0.06%	0.08%	0.15%	0.29%	0.32%	0.34%
SAMPLE SIZE	9,830	7,770	6,170	4,750	3,410	2,130	260

#### EXCLUDING NORMAL BATTERY DEPLETION

YEAR	1	2	3	4	5	6	AT 83 MONTHS
SURVIVAL PROBABILITY	99.88%	99.66%	99.63%	99.63%	99.58%	99.58%	99.58%
± 1 STANDARD ERROR	0.03%	0.06%	0.07%	0.07%	0.07%	0.07%	0.07%

\*Parylene coating.

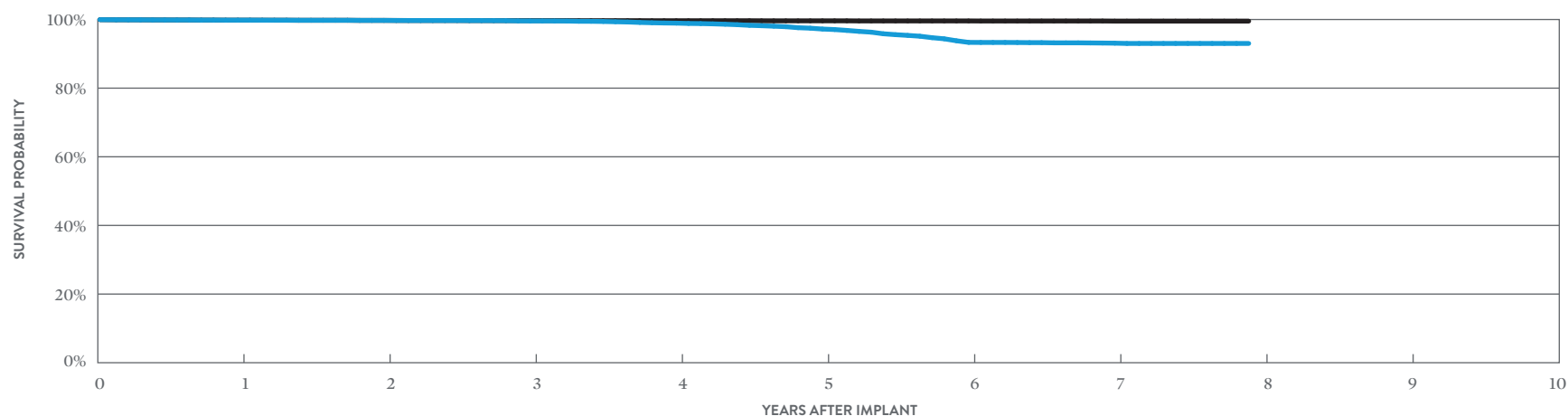
## Cardiac Resynchronization Therapy (CRT) ICDs

### Quadra Assura™ CRT-D

#### MODEL CD3365-40Q\* (NON-BATTERY ADVISORY POPULATION)

US Regulatory Approval	June 2013
Registered US Implants	16,834
Estimated Active US Implants	8,271
Estimated Longevity	(see table on page 36)
Normal Battery Depletion	258
Max. Delivered Energy	40 joules
Number of US Advisories (see pg. 222)	One

	MALFUNCTIONS W/ COMPROMISED THERAPY		MALFUNCTIONS W/O COMPROMISED THERAPY	
	QTY	RATE	QTY	RATE
Electrical Component	2	0.01%	6	0.04%
Electrical Interconnect	3	0.02%	0	0.00%
Battery	1	<0.01%	0	0.00%
High Voltage Capacitor	0	0.00%	0	0.00%
Software/Firmware	1	<0.01%	0	0.00%
Mechanical	0	0.00%	4	0.02%
Possible Early Battery Depletion	1	<0.01%	3	0.02%
Other	2	0.01%	6	0.04%
<b>Total</b>	<b>10</b>	<b>0.06%</b>	<b>19</b>	<b>0.11%</b>



#### INCLUDING NORMAL BATTERY DEPLETION

YEAR	1	2	3	4	5	6	7	AT 95 MONTHS
SURVIVAL PROBABILITY	99.81%	99.74%	99.58%	98.94%	97.22%	93.33%	93.10%	93.02%
± 1 STANDARD ERROR	0.03%	0.04%	0.05%	0.09%	0.15%	0.24%	0.25%	0.26%
SAMPLE SIZE	15,970	14,410	13,040	11,750	10,490	9,090	7,020	510

#### EXCLUDING NORMAL BATTERY DEPLETION

YEAR	1	2	3	4	5	6	7	AT 95 MONTHS
SURVIVAL PROBABILITY	99.81%	99.74%	99.68%	99.64%	99.61%	99.58%	99.53%	99.53%
± 1 STANDARD ERROR	0.03%	0.04%	0.05%	0.05%	0.05%	0.05%	0.06%	0.06%

\*DF4-LLHH connector type.

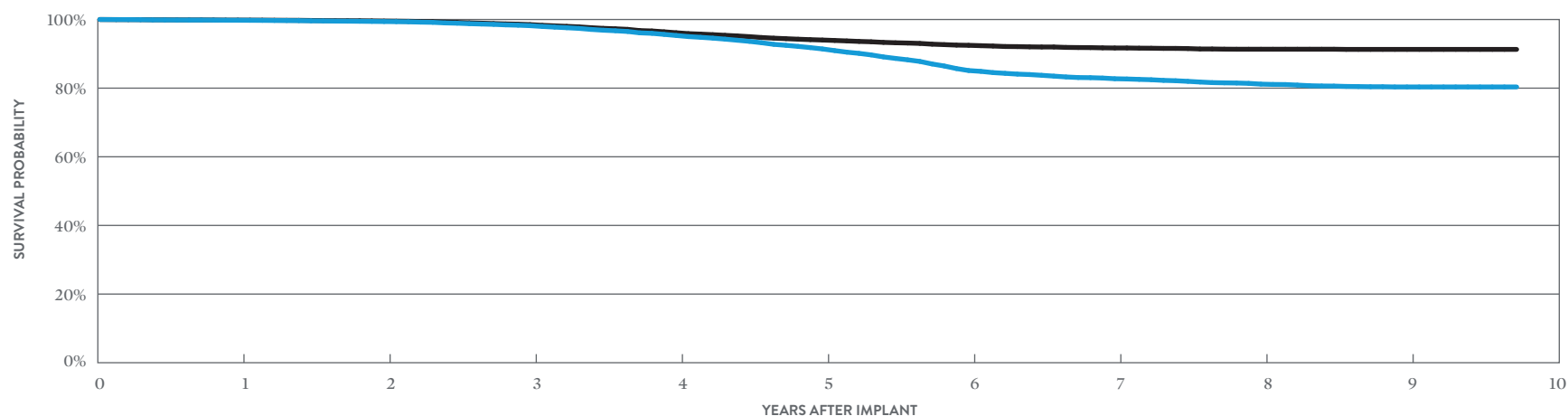
## Cardiac Resynchronization Therapy (CRT) ICDs

### Quadra Assura™ CRT-D

#### MODEL CD3365-40Q\* (BATTERY ADVISORY POPULATION)

US Regulatory Approval	June 2013
Registered US Implants	24,249
Estimated Active US Implants	6,904
Estimated Longevity	(see table on page 36)
Normal Battery Depletion	618
Max. Delivered Energy	40 joules
Number of US Advisories (see pgs. 222, 223)	Three

	MALFUNCTIONS W/ COMPROMISED THERAPY		MALFUNCTIONS W/O COMPROMISED THERAPY	
	QTY	RATE	QTY	RATE
Electrical Component	6	0.02%	17	0.07%
Electrical Interconnect	10	0.04%	1	<0.01%
Battery	3	0.01%	18	0.07%
High Voltage Capacitor	1	<0.01%	0	0.00%
Software/Firmware	1	<0.01%	3	0.01%
Mechanical	0	0.00%	2	<0.01%
Possible Early Battery Depletion	43	0.18%	420	1.73%
Other	6	0.02%	7	0.03%
<b>Total</b>	<b>70</b>	<b>0.29%</b>	<b>468</b>	<b>1.93%</b>



#### INCLUDING NORMAL BATTERY DEPLETION

YEAR	1	2	3	4	5	6	7	8	9	AT 117 MONTHS
SURVIVAL PROBABILITY	99.78%	99.40%	98.20%	95.34%	91.42%	85.13%	82.74%	81.17%	80.35%	80.35%
± 1 STANDARD ERROR	0.03%	0.05%	0.09%	0.16%	0.21%	0.28%	0.31%	0.32%	0.34%	0.34%
SAMPLE SIZE	22,770	20,090	17,790	15,940	14,490	13,010	11,290	8,840	4,730	230

#### EXCLUDING NORMAL BATTERY DEPLETION

YEAR	1	2	3	4	5	6	7	8	9	AT 117 MONTHS
SURVIVAL PROBABILITY	99.83%	99.55%	98.51%	96.14%	94.02%	92.48%	91.70%	91.34%	91.29%	91.29%
± 1 STANDARD ERROR	0.03%	0.04%	0.08%	0.14%	0.18%	0.21%	0.22%	0.23%	0.23%	0.23%

\*DF4-LLHH connector type.

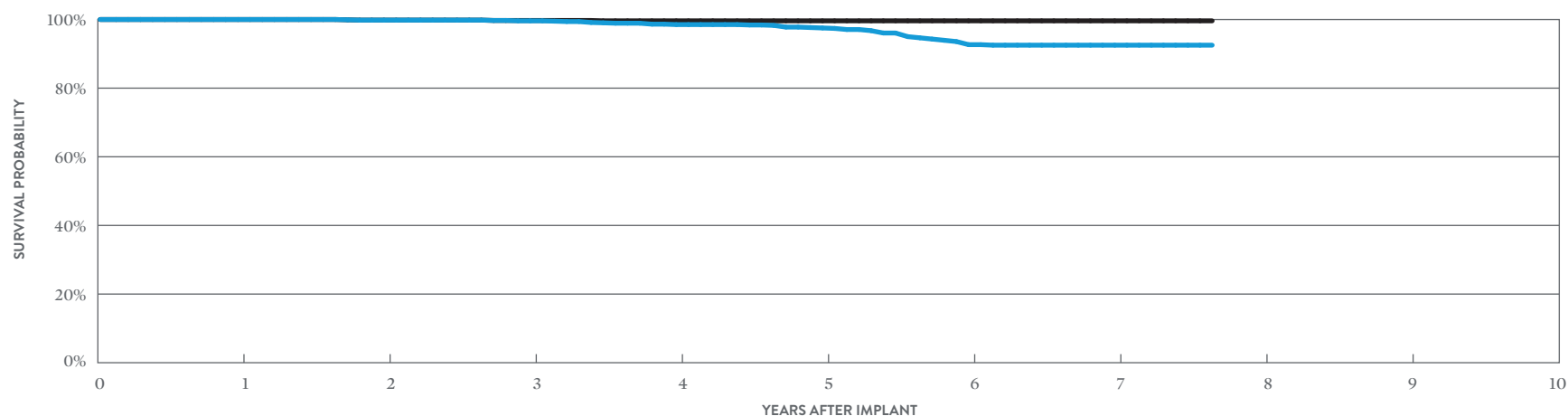
## Cardiac Resynchronization Therapy (CRT) ICDs

### Quadra Assura™ CRT-D

#### MODEL CD3365-40C\* (NON-BATTERY ADVISORY POPULATION)

US Regulatory Approval	June 2013
Registered US Implants	2,702
Estimated Active US Implants	1,349
Estimated Longevity	(see table on page 36)
Normal Battery Depletion	45
Max. Delivered Energy	40 joules
Number of US Advisories (see pg. 222)	One

	MALFUNCTIONS W/ COMPROMISED THERAPY		MALFUNCTIONS W/O COMPROMISED THERAPY	
	QTY	RATE	QTY	RATE
Electrical Component	0	0.00%	1	0.04%
Electrical Interconnect	0	0.00%	0	0.00%
Battery	0	0.00%	0	0.00%
High Voltage Capacitor	2	0.07%	0	0.00%
Software/Firmware	0	0.00%	0	0.00%
Mechanical	0	0.00%	0	0.00%
Possible Early Battery Depletion	0	0.00%	0	0.00%
Other	1	0.04%	0	0.00%
<b>Total</b>	<b>3</b>	<b>0.11%</b>	<b>1</b>	<b>0.04%</b>



#### INCLUDING NORMAL BATTERY DEPLETION

YEAR	1	2	3	4	5	6	7	AT 92 MONTHS
SURVIVAL PROBABILITY	100.00%	99.82%	99.61%	98.52%	97.53%	92.67%	92.52%	92.52%
± 1 STANDARD ERROR	0.00%	0.09%	0.14%	0.27%	0.36%	0.62%	0.68%	0.68%
SAMPLE SIZE	2,540	2,260	2,030	1,820	1,630	1,380	970	250

#### EXCLUDING NORMAL BATTERY DEPLETION

YEAR	1	2	3	4	5	6	7	AT 92 MONTHS
SURVIVAL PROBABILITY	100.00%	99.82%	99.72%	99.61%	99.61%	99.61%	99.61%	99.61%
± 1 STANDARD ERROR	0.00%	0.09%	0.12%	0.14%	0.14%	0.14%	0.14%	0.14%

\*Parylene coating.

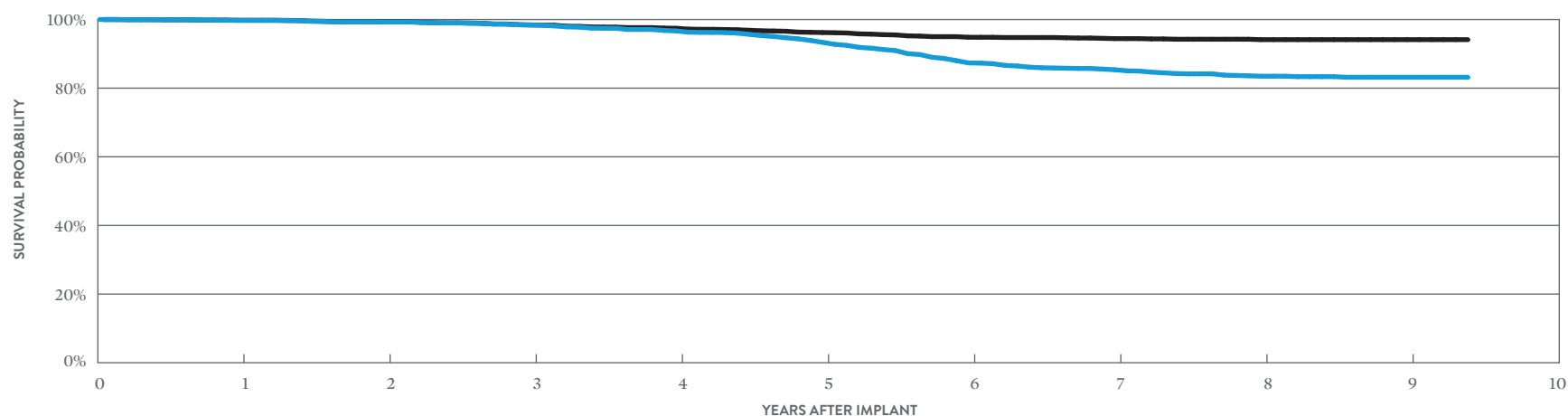
## Cardiac Resynchronization Therapy (CRT) ICDs

### Quadra Assura™ CRT-D

#### MODEL CD3365-40C\* (BATTERY ADVISORY POPULATION)

US Regulatory Approval	June 2013
Registered US Implants	5,626
Estimated Active US Implants	1,706
Estimated Longevity	(see table on page 36)
Normal Battery Depletion	131
Max. Delivered Energy	40 joules
Number of US Advisories (see pgs. 222, 223)	Three

	MALFUNCTIONS W/ COMPROMISED THERAPY		MALFUNCTIONS W/O COMPROMISED THERAPY	
	QTY	RATE	QTY	RATE
Electrical Component	6	0.11%	2	0.04%
Electrical Interconnect	2	0.04%	0	0.00%
Battery	1	0.02%	1	0.02%
High Voltage Capacitor	0	0.00%	0	0.00%
Software/Firmware	0	0.00%	1	0.02%
Mechanical	0	0.00%	0	0.00%
Possible Early Battery Depletion	8	0.14%	59	1.05%
Other	3	0.05%	2	0.04%
<b>Total</b>	<b>20</b>	<b>0.36%</b>	<b>65</b>	<b>1.16%</b>



#### INCLUDING NORMAL BATTERY DEPLETION

YEAR	1	2	3	4	5	6	7	8	9	AT 113 MONTHS
SURVIVAL PROBABILITY	99.74%	99.27%	98.39%	96.66%	93.34%	87.35%	85.36%	83.48%	83.17%	83.17%
± 1 STANDARD ERROR	0.06%	0.12%	0.19%	0.28%	0.40%	0.56%	0.62%	0.67%	0.69%	0.69%
SAMPLE SIZE	5,220	4,490	3,890	3,440	3,130	2,830	2,470	1,880	1,010	240

#### EXCLUDING NORMAL BATTERY DEPLETION

YEAR	1	2	3	4	5	6	7	8	9	AT 113 MONTHS
SURVIVAL PROBABILITY	99.78%	99.32%	98.43%	97.44%	96.20%	94.82%	94.43%	94.13%	94.13%	94.13%
± 1 STANDARD ERROR	0.06%	0.12%	0.19%	0.25%	0.31%	0.37%	0.39%	0.41%	0.41%	0.41%

\*Parylene coating.

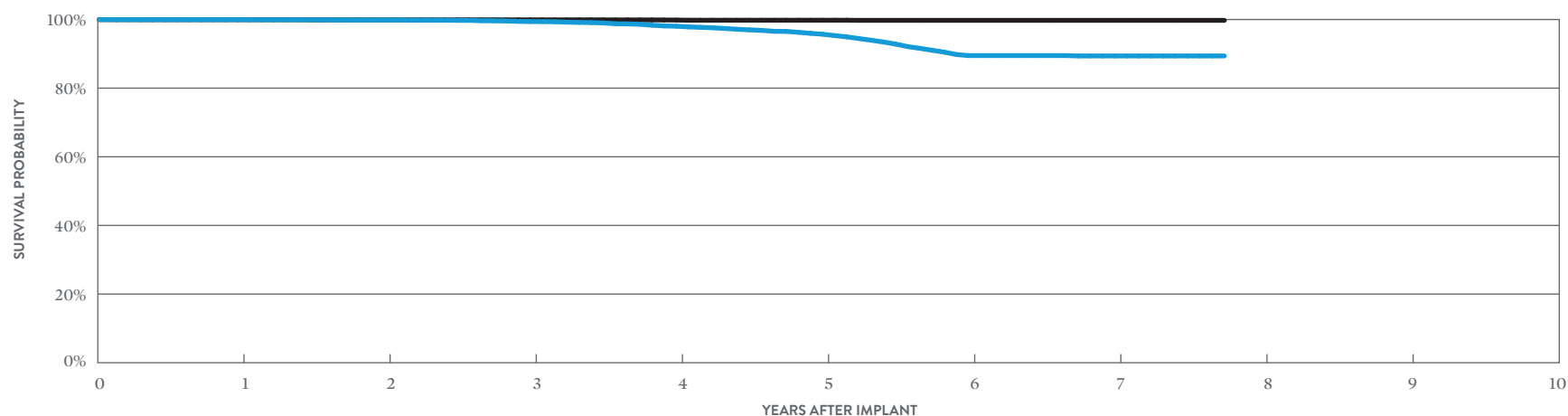
## Cardiac Resynchronization Therapy (CRT) ICDs

### Unify Assura™ CRT-D

#### MODEL CD3357-40Q\* (NON-BATTERY ADVISORY POPULATION)

US Regulatory Approval	June 2013
Registered US Implants	21,301
Estimated Active US Implants	12,792
Estimated Longevity	(see table on page 36)
Normal Battery Depletion	302
Max. Delivered Energy	40 joules
Number of US Advisories (see pg. 222)	One

	MALFUNCTIONS W/ COMPROMISED THERAPY		MALFUNCTIONS W/O COMPROMISED THERAPY	
	QTY	RATE	QTY	RATE
Electrical Component	0	0.00%	6	0.03%
Electrical Interconnect	0	0.00%	0	0.00%
Battery	0	0.00%	0	0.00%
High Voltage Capacitor	1	<0.01%	0	0.00%
Software/Firmware	0	0.00%	0	0.00%
Mechanical	0	0.00%	1	<0.01%
Possible Early Battery Depletion	0	0.00%	1	<0.01%
Other	1	<0.01%	4	0.02%
<b>Total</b>	<b>2</b>	<b>&lt;0.01%</b>	<b>12</b>	<b>0.06%</b>



#### INCLUDING NORMAL BATTERY DEPLETION

YEAR	1	2	3	4	5	6	7	AT 93 MONTHS
SURVIVAL PROBABILITY	99.96%	99.85%	99.40%	98.05%	95.72%	89.48%	89.38%	89.38%
± 1 STANDARD ERROR	0.01%	0.03%	0.06%	0.13%	0.20%	0.37%	0.38%	0.38%
SAMPLE SIZE	19,220	15,790	13,240	10,800	8,150	5,500	2,800	280

#### EXCLUDING NORMAL BATTERY DEPLETION

YEAR	1	2	3	4	5	6	7	AT 93 MONTHS
SURVIVAL PROBABILITY	99.96%	99.90%	99.90%	99.84%	99.79%	99.75%	99.75%	99.75%
± 1 STANDARD ERROR	0.01%	0.02%	0.02%	0.03%	0.04%	0.05%	0.05%	0.05%

\*DF4-LLHH connector type.

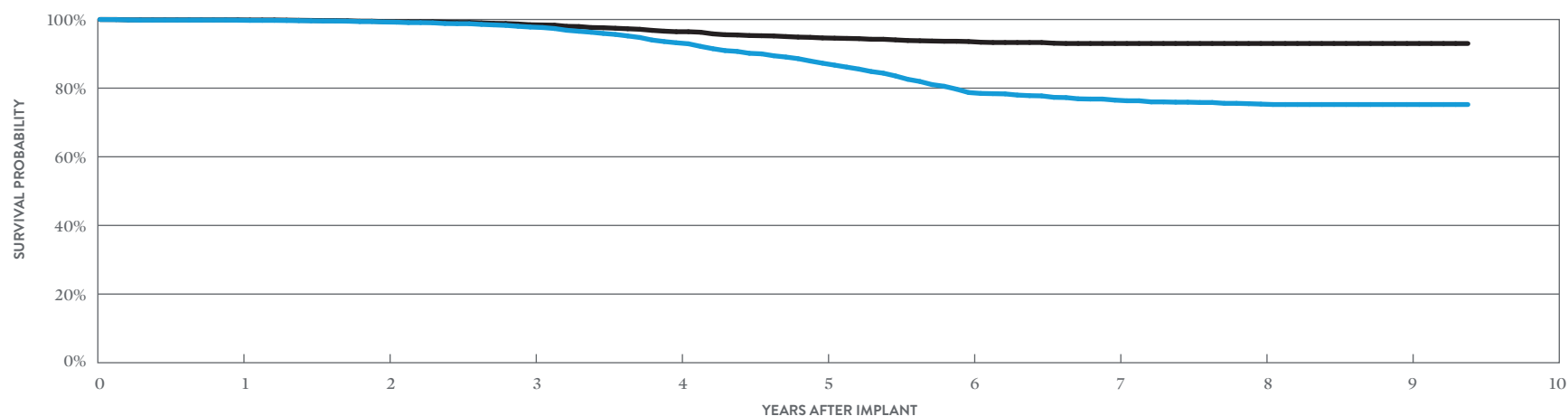
## Cardiac Resynchronization Therapy (CRT) ICDs

### Unify Assura™ CRT-D

#### MODEL CD3357-40Q\* (BATTERY ADVISORY POPULATION)

US Regulatory Approval	June 2013
Registered US Implants	5,458
Estimated Active US Implants	1,535
Estimated Longevity	(see table on page 36)
Normal Battery Depletion	224
Max. Delivered Energy	40 joules
Number of US Advisories (see pgs. 222, 223)	Three

	MALFUNCTIONS W/ COMPROMISED THERAPY		MALFUNCTIONS W/O COMPROMISED THERAPY	
	QTY	RATE	QTY	RATE
Electrical Component	1	0.02%	2	0.04%
Electrical Interconnect	2	0.04%	0	0.00%
Battery	0	0.00%	0	0.00%
High Voltage Capacitor	2	0.04%	0	0.00%
Software/Firmware	0	0.00%	0	0.00%
Mechanical	0	0.00%	0	0.00%
Possible Early Battery Depletion	11	0.20%	75	1.37%
Other	0	0.00%	3	0.05%
<b>Total</b>	<b>16</b>	<b>0.29%</b>	<b>80</b>	<b>1.47%</b>



#### INCLUDING NORMAL BATTERY DEPLETION

YEAR	1	2	3	4	5	6	7	8	9	AT 113 MONTHS
<b>SURVIVAL PROBABILITY</b>	99.79%	99.27%	97.80%	93.22%	87.27%	78.72%	76.51%	75.35%	75.23%	75.23%
<b>± 1 STANDARD ERROR</b>	0.06%	0.11%	0.22%	0.41%	0.56%	0.70%	0.75%	0.77%	0.78%	0.78%
<b>SAMPLE SIZE</b>	5,050	4,330	3,760	3,310	2,940	2,580	2,190	1,640	840	230

#### EXCLUDING NORMAL BATTERY DEPLETION

YEAR	1	2	3	4	5	6	7	8	9	AT 113 MONTHS
<b>SURVIVAL PROBABILITY</b>	99.90%	99.39%	98.47%	96.44%	94.63%	93.58%	93.01%	93.01%	93.01%	93.01%
<b>± 1 STANDARD ERROR</b>	0.04%	0.10%	0.18%	0.30%	0.38%	0.43%	0.45%	0.45%	0.45%	0.45%

\*DF4-LLHH connector type.



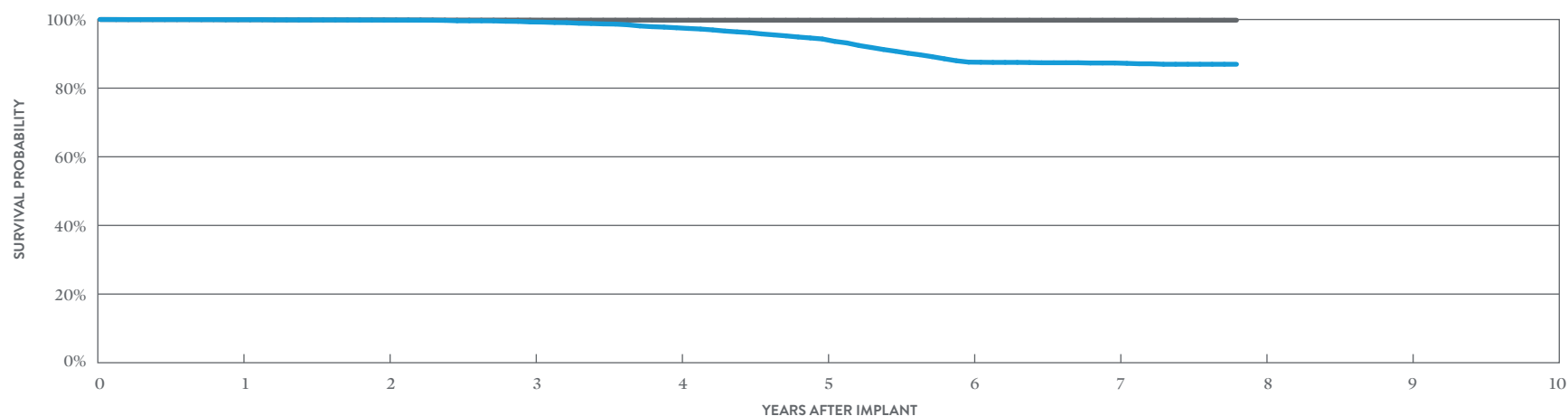
## Cardiac Resynchronization Therapy (CRT) ICDs

### Unify Assura™ CRT-D

#### MODEL CD3357-40C\* (NON-BATTERY ADVISORY POPULATION)

US Regulatory Approval	June 2013
Registered US Implants	19,121
Estimated Active US Implants	10,954
Estimated Longevity	(see table on page 36)
Normal Battery Depletion	375
Max. Delivered Energy	40 joules
Number of US Advisories (see pg. 222)	One

	MALFUNCTIONS W/ COMPROMISED THERAPY		MALFUNCTIONS W/O COMPROMISED THERAPY	
	QTY	RATE	QTY	RATE
Electrical Component	0	0.00%	2	0.01%
Electrical Interconnect	2	0.01%	1	<0.01%
Battery	0	0.00%	1	<0.01%
High Voltage Capacitor	0	0.00%	0	0.00%
Software/Firmware	0	0.00%	0	0.00%
Mechanical	0	0.00%	1	<0.01%
Possible Early Battery Depletion	0	0.00%	1	<0.01%
Other	0	0.00%	5	0.03%
<b>Total</b>	<b>2</b>	<b>0.01%</b>	<b>11</b>	<b>0.06%</b>



#### INCLUDING NORMAL BATTERY DEPLETION

YEAR	1	2	3	4	5	6	7	AT 94 MONTHS
SURVIVAL PROBABILITY	99.94%	99.83%	99.28%	97.59%	94.32%	87.58%	87.32%	86.96%
± 1 STANDARD ERROR	0.02%	0.03%	0.07%	0.14%	0.24%	0.38%	0.40%	0.43%
SAMPLE SIZE	17,410	14,480	12,160	9,960	7,770	5,700	3,230	320

#### EXCLUDING NORMAL BATTERY DEPLETION

YEAR	1	2	3	4	5	6	7	AT 94 MONTHS
SURVIVAL PROBABILITY	99.94%	99.89%	99.84%	99.80%	99.80%	99.80%	99.80%	99.80%
± 1 STANDARD ERROR	0.02%	0.03%	0.03%	0.04%	0.04%	0.04%	0.04%	0.04%

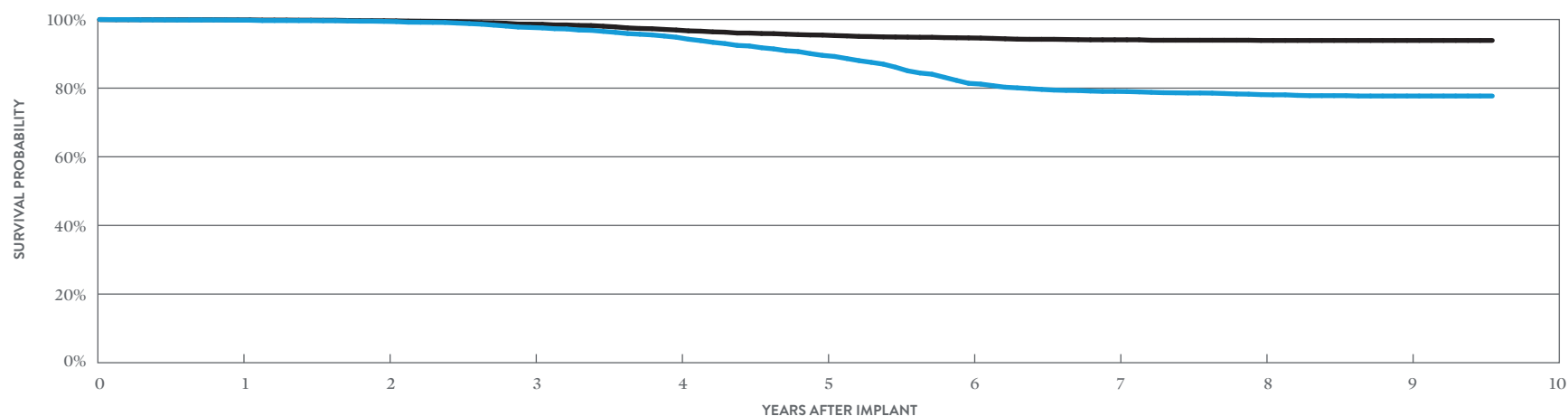
\*Parylene coating.

## Cardiac Resynchronization Therapy (CRT) ICDs

### Unify Assura™ CRT-D

#### MODEL CD3357-40C\* (BATTERY ADVISORY POPULATION)

		MALFUNCTIONS W/ COMPROMISED THERAPY		MALFUNCTIONS W/O COMPROMISED THERAPY		
		QTY	RATE	QTY	RATE	
US Regulatory Approval	June 2013	Electrical Component	2	0.02%	3	0.03%
Registered US Implants	9,711	Electrical Interconnect	2	0.02%	1	0.01%
Estimated Active US Implants	2,956	Battery	0	0.00%	6	0.06%
Estimated Longevity	(see table on page 36)	High Voltage Capacitor	1	0.01%	0	0.00%
Normal Battery Depletion	373	Software/Firmware	0	0.00%	2	0.02%
Max. Delivered Energy	40 joules	Mechanical	0	0.00%	1	0.01%
Number of US Advisories (see pgs. 222, 223)	Three	Possible Early Battery Depletion	19	0.20%	109	1.12%
		Other	1	0.01%	3	0.03%
		<b>Total</b>	<b>25</b>	<b>0.26%</b>	<b>125</b>	<b>1.29%</b>



#### INCLUDING NORMAL BATTERY DEPLETION

YEAR	1	2	3	4	5	6	7	8	9	AT 115 MONTHS
SURVIVAL PROBABILITY	99.81%	99.45%	97.68%	94.83%	89.55%	81.40%	79.05%	78.11%	77.71%	77.71%
± 1 STANDARD ERROR	0.04%	0.08%	0.17%	0.26%	0.38%	0.50%	0.53%	0.54%	0.56%	0.56%
SAMPLE SIZE	9,090	7,920	6,890	6,100	5,490	4,860	4,190	3,330	1,790	210

#### EXCLUDING NORMAL BATTERY DEPLETION

YEAR	1	2	3	4	5	6	7	8	9	AT 115 MONTHS
SURVIVAL PROBABILITY	99.89%	99.62%	98.64%	96.94%	95.46%	94.64%	94.09%	93.90%	93.90%	93.90%
± 1 STANDARD ERROR	0.03%	0.07%	0.14%	0.21%	0.26%	0.29%	0.31%	0.31%	0.32%	0.32%

\*Parylene coating.

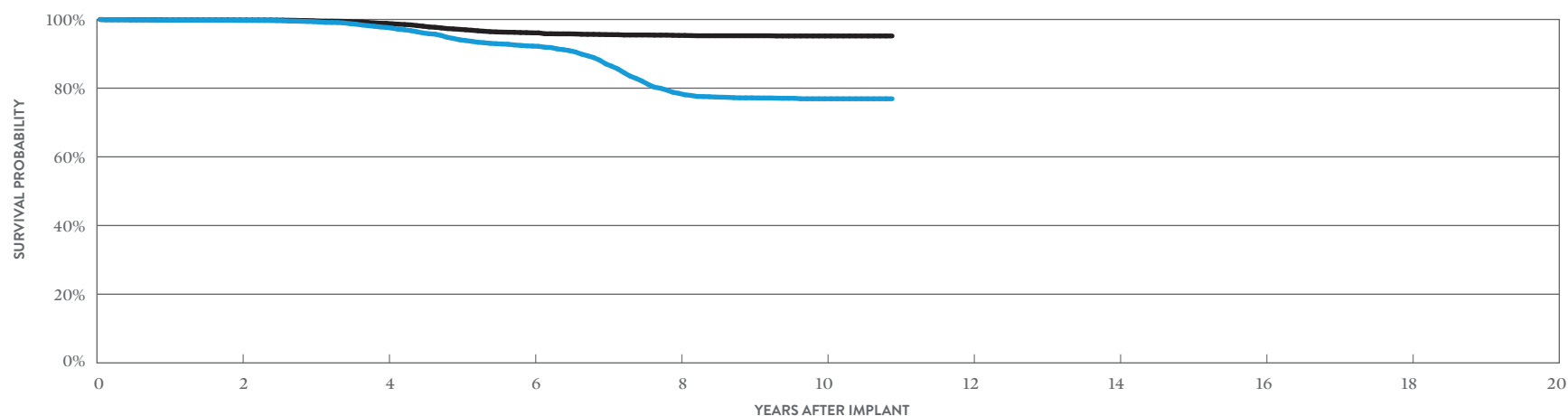
## Cardiac Resynchronization Therapy (CRT) ICDs

### Quadra Assura™ CRT-D

#### MODEL CD3265-40Q\* (BATTERY ADVISORY POPULATION)

US Regulatory Approval	May 2012
Registered US Implants	13,959
Estimated Active US Implants	3,286
Estimated Longevity	(see table on page 36)
Normal Battery Depletion	492
Max. Delivered Energy	40 joules
Number of US Advisories (see pgs. 222, 223)	Three

	MALFUNCTIONS W/ COMPROMISED THERAPY		MALFUNCTIONS W/O COMPROMISED THERAPY	
	QTY	RATE	QTY	RATE
Electrical Component	2	0.01%	6	0.04%
Electrical Interconnect	2	0.01%	0	0.00%
Battery	1	<0.01%	7	0.05%
High Voltage Capacitor	0	0.00%	0	0.00%
Software/Firmware	1	<0.01%	2	0.01%
Mechanical	0	0.00%	3	0.02%
Possible Early Battery Depletion	24	0.17%	109	0.78%
Other	1	<0.01%	1	<0.01%
<b>Total</b>	<b>31</b>	<b>0.22%</b>	<b>128</b>	<b>0.92%</b>



#### INCLUDING NORMAL BATTERY DEPLETION

YEAR	2	4	6	8	10	AT 131 MONTHS
SURVIVAL PROBABILITY	99.72%	97.68%	92.25%	78.48%	76.91%	76.91%
± 1 STANDARD ERROR	0.05%	0.15%	0.29%	0.49%	0.52%	0.52%
SAMPLE SIZE	11,660	9,240	7,240	4,950	2,660	220

#### EXCLUDING NORMAL BATTERY DEPLETION

YEAR	2	4	6	8	10	AT 131 MONTHS
SURVIVAL PROBABILITY	99.84%	98.88%	96.10%	95.35%	95.20%	95.20%
± 1 STANDARD ERROR	0.03%	0.11%	0.21%	0.24%	0.24%	0.24%

\*DF4-LLHH connector type.

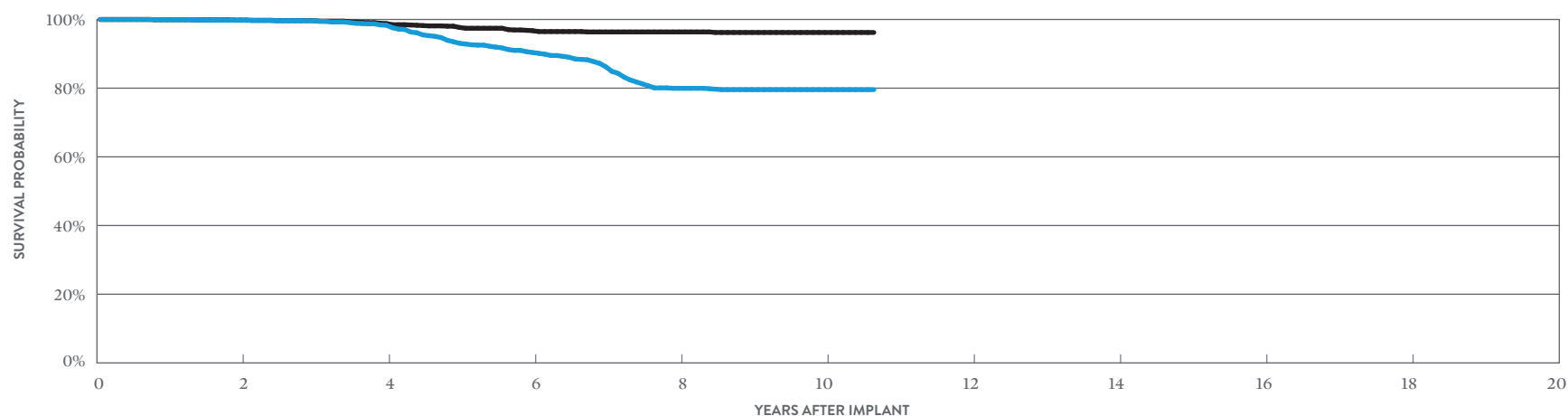
## Cardiac Resynchronization Therapy (CRT) ICDs

### Quadra Assura™ CRT-D

#### MODEL CD3265-40 (BATTERY ADVISORY POPULATION)

US Regulatory Approval	May 2012
Registered US Implants	4,026
Estimated Active US Implants	1,075
Estimated Longevity	(see table on page 36)
Normal Battery Depletion	134
Max. Delivered Energy	40 joules
Number of US Advisories (see pgs. 222, 223)	Three

	MALFUNCTIONS W/ COMPROMISED THERAPY		MALFUNCTIONS W/O COMPROMISED THERAPY	
	QTY	RATE	QTY	RATE
Electrical Component	0	0.00%	0	0.00%
Electrical Interconnect	1	0.02%	0	0.00%
Battery	0	0.00%	2	0.05%
High Voltage Capacitor	0	0.00%	0	0.00%
Software/Firmware	0	0.00%	1	0.02%
Mechanical	0	0.00%	0	0.00%
Possible Early Battery Depletion	6	0.15%	19	0.47%
Other	7	0.17%	2	0.05%
<b>Total</b>	<b>14</b>	<b>0.35%</b>	<b>24</b>	<b>0.60%</b>



#### INCLUDING NORMAL BATTERY DEPLETION

YEAR	2	4	6	8	10	AT 128 MONTHS
SURVIVAL PROBABILITY	99.76%	98.33%	90.38%	79.96%	79.57%	79.57%
± 1 STANDARD ERROR	0.08%	0.24%	0.60%	0.89%	0.90%	0.90%
SAMPLE SIZE	3,320	2,610	2,000	1,450	850	210

#### EXCLUDING NORMAL BATTERY DEPLETION

YEAR	2	4	6	8	10	AT 128 MONTHS
SURVIVAL PROBABILITY	99.82%	98.81%	96.74%	96.37%	96.21%	96.21%
± 1 STANDARD ERROR	0.07%	0.20%	0.36%	0.39%	0.41%	0.41%

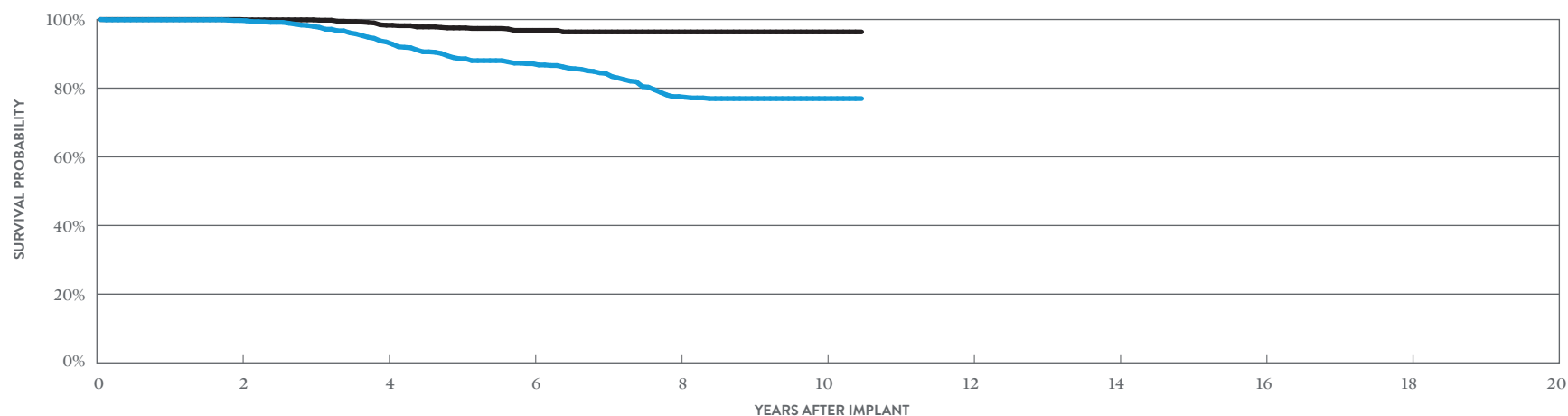
## Cardiac Resynchronization Therapy (CRT) ICDs

### Unify Assura™ CRT-D

#### MODEL CD3257-40Q\* (BATTERY ADVISORY POPULATION)

US Regulatory Approval	May 2012
Registered US Implants	2,716
Estimated Active US Implants	662
Estimated Longevity	(see table on page 36)
Normal Battery Depletion	109
Max. Delivered Energy	40 joules
Number of US Advisories (see pgs. 222, 223)	Three

	MALFUNCTIONS W/ COMPROMISED THERAPY		MALFUNCTIONS W/O COMPROMISED THERAPY	
	QTY	RATE	QTY	RATE
Electrical Component	0	0.00%	0	0.00%
Electrical Interconnect	0	0.00%	0	0.00%
Battery	0	0.00%	2	0.07%
High Voltage Capacitor	0	0.00%	0	0.00%
Software/Firmware	1	0.04%	0	0.00%
Mechanical	0	0.00%	1	0.04%
Possible Early Battery Depletion	5	0.18%	12	0.44%
Other	2	0.07%	0	0.00%
<b>Total</b>	<b>8</b>	<b>0.29%</b>	<b>15</b>	<b>0.55%</b>



#### INCLUDING NORMAL BATTERY DEPLETION

YEAR	2	4	6	8	10	AT 126 MONTHS
SURVIVAL PROBABILITY	99.73%	93.45%	87.13%	77.54%	76.95%	76.95%
± 1 STANDARD ERROR	0.11%	0.58%	0.84%	1.15%	1.17%	1.17%
SAMPLE SIZE	2,180	1,620	1,230	880	550	200

#### EXCLUDING NORMAL BATTERY DEPLETION

YEAR	2	4	6	8	10	AT 126 MONTHS
SURVIVAL PROBABILITY	100.00%	98.33%	96.83%	96.38%	96.38%	96.38%
± 1 STANDARD ERROR	0.00%	0.31%	0.46%	0.50%	0.50%	0.50%

\*DF4-LLHH connector type.

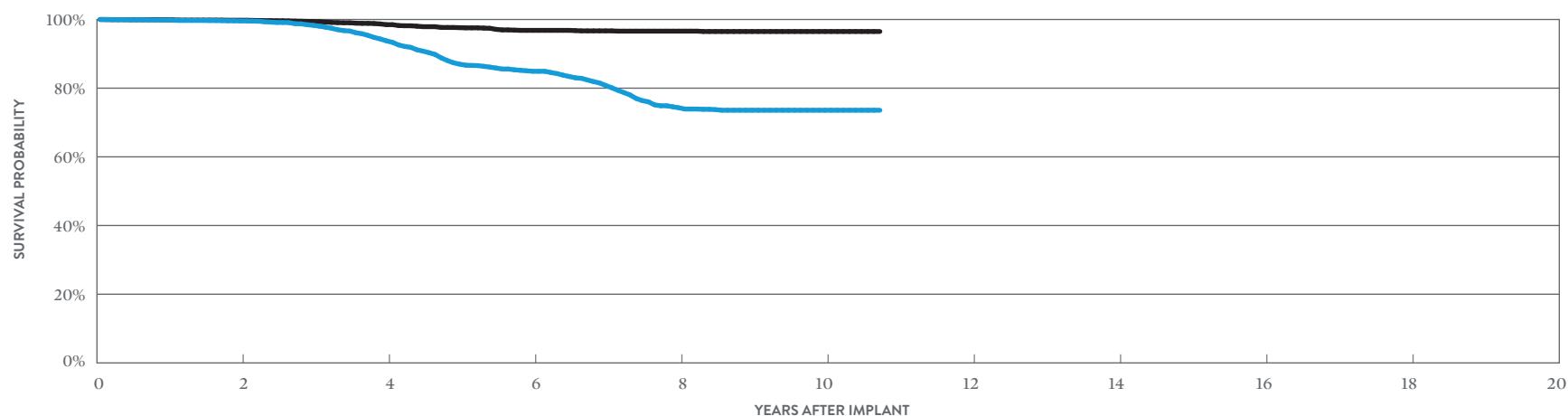
## Cardiac Resynchronization Therapy (CRT) ICDs

### Unify Assura™ CRT-D

#### MODEL CD3257-40 (BATTERY ADVISORY POPULATION)

US Regulatory Approval	May 2012
Registered US Implants	6,744
Estimated Active US Implants	1,672
Estimated Longevity	(see table on page 36)
Normal Battery Depletion	327
Max. Delivered Energy	40 joules
Number of US Advisories (see pgs. 222, 223)	Three

	MALFUNCTIONS W/ COMPROMISED THERAPY		MALFUNCTIONS W/O COMPROMISED THERAPY	
	QTY	RATE	QTY	RATE
Electrical Component	6	0.09%	3	0.04%
Electrical Interconnect	1	0.01%	0	0.00%
Battery	1	0.01%	1	0.01%
High Voltage Capacitor	0	0.00%	0	0.00%
Software/Firmware	0	0.00%	4	0.06%
Mechanical	0	0.00%	0	0.00%
Possible Early Battery Depletion	10	0.15%	30	0.44%
Other	1	0.01%	2	0.03%
<b>Total</b>	<b>19</b>	<b>0.28%</b>	<b>40</b>	<b>0.59%</b>



#### INCLUDING NORMAL BATTERY DEPLETION

YEAR	2	4	6	8	10	AT 129 MONTHS
SURVIVAL PROBABILITY	99.57%	93.78%	84.91%	74.29%	73.57%	73.57%
± 1 STANDARD ERROR	0.08%	0.35%	0.56%	0.74%	0.76%	0.76%
SAMPLE SIZE	5,500	4,170	3,100	2,230	1,340	250

#### EXCLUDING NORMAL BATTERY DEPLETION

YEAR	2	4	6	8	10	AT 129 MONTHS
SURVIVAL PROBABILITY	99.78%	98.49%	96.83%	96.60%	96.50%	96.50%
± 1 STANDARD ERROR	0.06%	0.17%	0.28%	0.30%	0.30%	0.30%

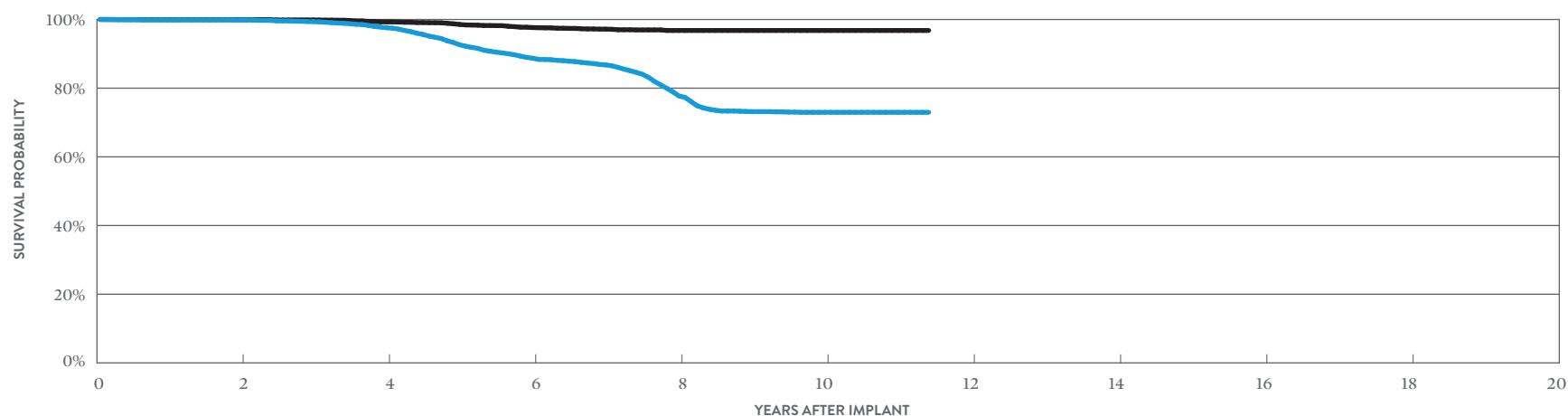
## Cardiac Resynchronization Therapy (CRT) ICDs

### Unify Quadra™ CRT-D

#### MODEL CD3249-40Q\* (BATTERY ADVISORY POPULATION)

US Regulatory Approval	November 2011
Registered US Implants	9,940
Estimated Active US Implants	2,121
Estimated Longevity	(see table on page 36)
Normal Battery Depletion	457
Max. Delivered Energy	40 joules
Number of US Advisories (see pgs. 222, 223)	Three

	MALFUNCTIONS W/ COMPROMISED THERAPY		MALFUNCTIONS W/O COMPROMISED THERAPY	
	QTY	RATE	QTY	RATE
Electrical Component	4	0.04%	3	0.03%
Electrical Interconnect	0	0.00%	0	0.00%
Battery	1	0.01%	1	0.01%
High Voltage Capacitor	0	0.00%	0	0.00%
Software/Firmware	0	0.00%	0	0.00%
Mechanical	0	0.00%	1	0.01%
Possible Early Battery Depletion	17	0.17%	40	0.40%
Other	4	0.04%	1	0.01%
<b>Total</b>	<b>26</b>	<b>0.26%</b>	<b>46</b>	<b>0.46%</b>



#### INCLUDING NORMAL BATTERY DEPLETION

YEAR	2	4	6	8	10	AT 137 MONTHS
SURVIVAL PROBABILITY	99.86%	97.59%	88.72%	77.73%	72.97%	72.97%
± 1 STANDARD ERROR	0.04%	0.18%	0.40%	0.59%	0.67%	0.67%
SAMPLE SIZE	8,290	6,710	5,040	3,400	2,270	310

#### EXCLUDING NORMAL BATTERY DEPLETION

YEAR	2	4	6	8	10	AT 137 MONTHS
SURVIVAL PROBABILITY	99.96%	99.29%	97.64%	96.80%	96.80%	96.80%
± 1 STANDARD ERROR	0.02%	0.10%	0.20%	0.25%	0.25%	0.25%

\*DF4-LLHH connector type.

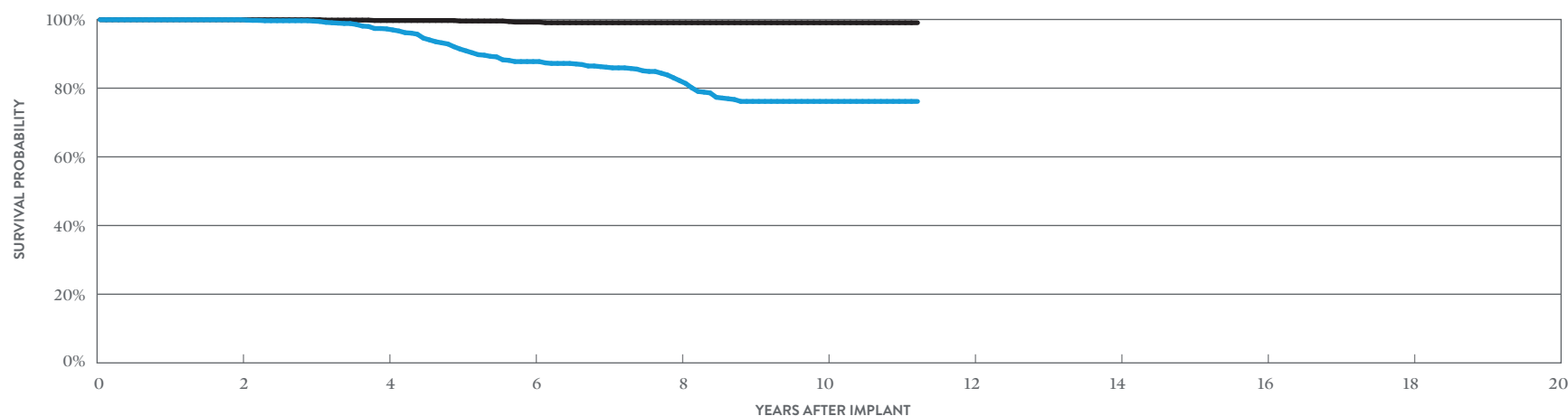
## Cardiac Resynchronization Therapy (CRT) ICDs

### Unify Quadra™ CRT-D

#### MODEL CD3249-40 (BATTERY ADVISORY POPULATION)

US Regulatory Approval	November 2011
Registered US Implants	2,767
Estimated Active US Implants	616
Estimated Longevity	(see table on page 36)
Normal Battery Depletion	121
Max. Delivered Energy	40 joules
Number of US Advisories (see pgs. 222, 223)	Three

	MALFUNCTIONS W/ COMPROMISED THERAPY		MALFUNCTIONS W/O COMPROMISED THERAPY	
	QTY	RATE	QTY	RATE
Electrical Component	0	0.00%	0	0.00%
Electrical Interconnect	0	0.00%	0	0.00%
Battery	0	0.00%	0	0.00%
High Voltage Capacitor	0	0.00%	0	0.00%
Software/Firmware	0	0.00%	0	0.00%
Mechanical	0	0.00%	1	0.04%
Possible Early Battery Depletion	0	0.00%	5	0.18%
Other	1	0.04%	0	0.00%
<b>Total</b>	<b>1</b>	<b>0.04%</b>	<b>6</b>	<b>0.22%</b>



#### INCLUDING NORMAL BATTERY DEPLETION

YEAR	2	4	6	8	10	AT 135 MONTHS
SURVIVAL PROBABILITY	99.93%	97.25%	87.74%	82.19%	76.14%	76.14%
± 1 STANDARD ERROR	0.05%	0.38%	0.83%	1.02%	1.24%	1.24%
SAMPLE SIZE	2,260	1,750	1,260	880	650	230

#### EXCLUDING NORMAL BATTERY DEPLETION

YEAR	2	4	6	8	10	AT 135 MONTHS
SURVIVAL PROBABILITY	99.93%	99.70%	99.23%	99.05%	99.05%	99.05%
± 1 STANDARD ERROR	0.05%	0.13%	0.23%	0.26%	0.26%	0.26%



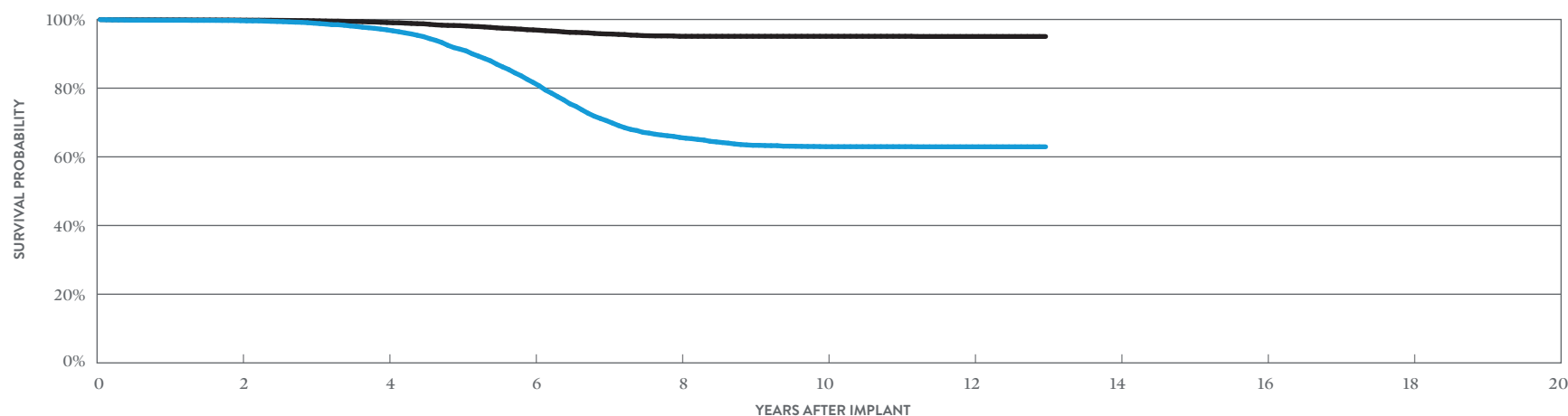
## Cardiac Resynchronization Therapy (CRT) ICDs

### Unify™ CRT-D

#### MODEL CD3231-40Q (BATTERY ADVISORY POPULATION)

US Regulatory Approval	May 2010
Registered US Implants	20,709
Estimated Active US Implants	3,659
Estimated Longevity	(see table on page 36)
Normal Battery Depletion	1,424
Max. Delivered Energy	40 joules
Number of US Advisories (see pgs. 222, 223)	Three

	MALFUNCTIONS W/ COMPROMISED THERAPY		MALFUNCTIONS W/O COMPROMISED THERAPY	
	QTY	RATE	QTY	RATE
Electrical Component	2	<0.01%	6	0.03%
Electrical Interconnect	1	<0.01%	0	0.00%
Battery	15	0.07%	10	0.05%
High Voltage Capacitor	17	0.08%	6	0.03%
Software/Firmware	0	0.00%	2	<0.01%
Mechanical	1	<0.01%	3	0.01%
Possible Early Battery Depletion	68	0.33%	62	0.30%
Other	10	0.05%	7	0.03%
<b>Total</b>	<b>114</b>	<b>0.55%</b>	<b>96</b>	<b>0.46%</b>



#### INCLUDING NORMAL BATTERY DEPLETION

YEAR	2	4	6	8	10	12	AT 156 MONTHS
SURVIVAL PROBABILITY	99.65%	96.98%	81.65%	65.65%	62.96%	62.93%	62.93%
± 1 STANDARD ERROR	0.04%	0.14%	0.35%	0.45%	0.48%	0.48%	0.48%
SAMPLE SIZE	16,960	13,500	9,960	6,250	4,340	2,830	300

#### EXCLUDING NORMAL BATTERY DEPLETION

YEAR	2	4	6	8	10	12	AT 156 MONTHS
SURVIVAL PROBABILITY	99.81%	99.11%	96.97%	95.10%	95.10%	95.05%	95.05%
± 1 STANDARD ERROR	0.03%	0.07%	0.16%	0.22%	0.22%	0.22%	0.22%

\*DF4-LLHH connector type.

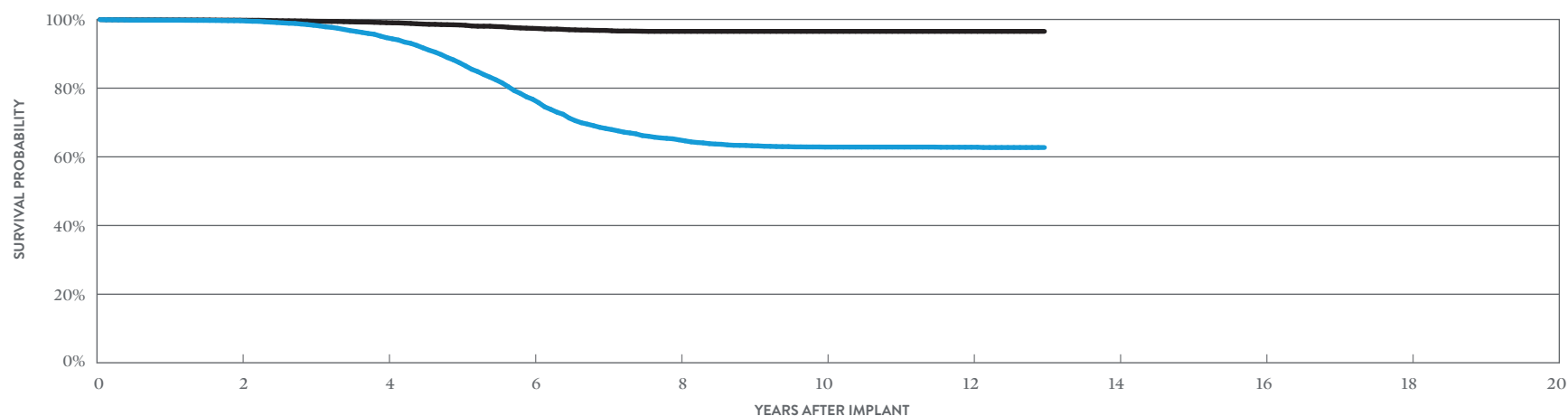
## Cardiac Resynchronization Therapy (CRT) ICDs

### Unify™ CRT-D

#### MODEL CD3231-40 (BATTERY ADVISORY POPULATION)

US Regulatory Approval	May 2010
Registered US Implants	21,185
Estimated Active US Implants	4,095
Estimated Longevity	(see table on page 36)
Normal Battery Depletion	1,526
Max. Delivered Energy	40 joules
Number of US Advisories (see pgs. 222, 223)	Three

	MALFUNCTIONS W/ COMPROMISED THERAPY		MALFUNCTIONS W/O COMPROMISED THERAPY	
	QTY	RATE	QTY	RATE
Electrical Component	11	0.05%	5	0.02%
Electrical Interconnect	4	0.02%	0	0.00%
Battery	10	0.05%	5	0.02%
High Voltage Capacitor	7	0.03%	0	0.00%
Software/Firmware	0	0.00%	3	0.01%
Mechanical	1	<0.01%	1	<0.01%
Possible Early Battery Depletion	33	0.16%	50	0.24%
Other	11	0.05%	12	0.06%
<b>Total</b>	<b>77</b>	<b>0.36%</b>	<b>76</b>	<b>0.36%</b>



#### INCLUDING NORMAL BATTERY DEPLETION

YEAR	2	4	6	8	10	12	AT 156 MONTHS
SURVIVAL PROBABILITY	99.63%	94.70%	76.78%	64.95%	62.85%	62.80%	62.72%
± 1 STANDARD ERROR	0.04%	0.18%	0.38%	0.45%	0.47%	0.47%	0.47%
SAMPLE SIZE	17,060	13,040	9,240	6,180	4,730	2,670	210

#### EXCLUDING NORMAL BATTERY DEPLETION

YEAR	2	4	6	8	10	12	AT 156 MONTHS
SURVIVAL PROBABILITY	99.79%	99.06%	97.41%	96.54%	96.54%	96.54%	96.54%
± 1 STANDARD ERROR	0.03%	0.08%	0.15%	0.18%	0.18%	0.18%	0.18%

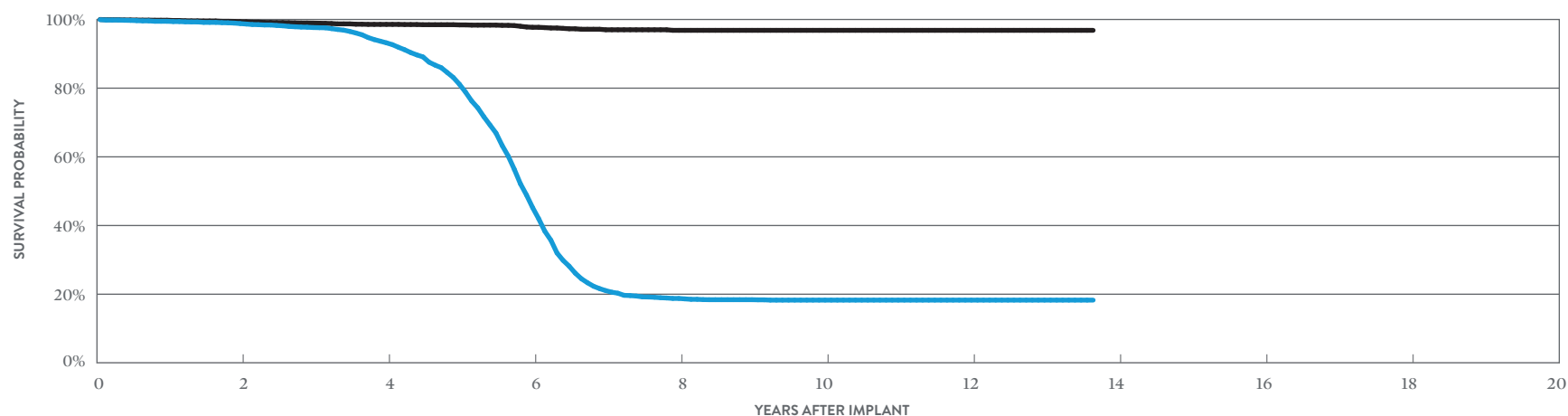
## Cardiac Resynchronization Therapy (CRT) ICDs

### Promote™ + CRT-D

#### MODEL CD3211-36Q\*

US Regulatory Approval	February 2009
Registered US Implants	7,755
Estimated Active US Implants	857
Estimated Longevity	(see table on page 36)
Normal Battery Depletion	1,506
Max. Delivered Energy	36 joules
Number of US Advisories (see pg. 222)	One

	MALFUNCTIONS W/ COMPROMISED THERAPY		MALFUNCTIONS W/O COMPROMISED THERAPY	
	QTY	RATE	QTY	RATE
Electrical Component	5	0.06%	4	0.05%
Electrical Interconnect	0	0.00%	0	0.00%
Battery	10	0.13%	6	0.08%
High Voltage Capacitor	1	0.01%	0	0.00%
Software/Firmware	0	0.00%	11	0.14%
Mechanical	1	0.01%	1	0.01%
Possible Early Battery Depletion	4	0.05%	0	0.00%
Other	5	0.06%	6	0.08%
<b>Total</b>	<b>26</b>	<b>0.34%</b>	<b>28</b>	<b>0.36%</b>



#### INCLUDING NORMAL BATTERY DEPLETION

YEAR	2	4	6	8	10	12	AT 164 MONTHS
SURVIVAL PROBABILITY	98.81%	93.20%	45.22%	18.77%	18.28%	18.28%	18.28%
± 1 STANDARD ERROR	0.13%	0.34%	0.75%	0.54%	0.54%	0.54%	0.54%
SAMPLE SIZE	6,100	4,660	2,840	1,220	1,040	920	220

#### EXCLUDING NORMAL BATTERY DEPLETION

YEAR	2	4	6	8	10	12	AT 164 MONTHS
SURVIVAL PROBABILITY	99.35%	98.57%	97.72%	96.84%	96.84%	96.84%	96.84%
± 1 STANDARD ERROR	0.09%	0.16%	0.23%	0.33%	0.33%	0.33%	0.33%

\*DF4-LLHH connector type.

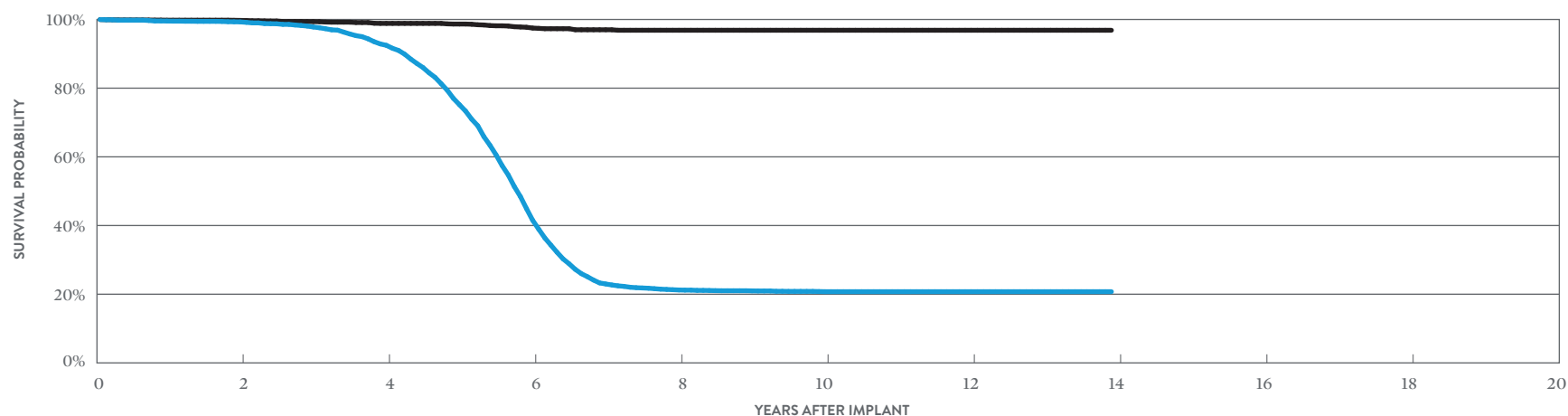
## Cardiac Resynchronization Therapy (CRT) ICDs

### Promote™ + CRT-D

#### MODEL CD3211-36

US Regulatory Approval	February 2009
Registered US Implants	8,865
Estimated Active US Implants	986
Estimated Longevity	(see table on page 36)
Normal Battery Depletion	1,523
Max. Delivered Energy	36 joules
Number of US Advisories (see pg. 222)	One

	MALFUNCTIONS W/ COMPROMISED THERAPY		MALFUNCTIONS W/O COMPROMISED THERAPY	
	QTY	RATE	QTY	RATE
Electrical Component	3	0.03%	3	0.03%
Electrical Interconnect	0	0.00%	0	0.00%
Battery	11	0.12%	3	0.03%
High Voltage Capacitor	2	0.02%	0	0.00%
Software/Firmware	1	0.01%	14	0.16%
Mechanical	0	0.00%	1	0.01%
Possible Early Battery Depletion	5	0.06%	1	0.01%
Other	5	0.06%	3	0.03%
<b>Total</b>	<b>27</b>	<b>0.30%</b>	<b>25</b>	<b>0.28%</b>



#### INCLUDING NORMAL BATTERY DEPLETION

YEAR	2	4	6	8	10	12	AT 167 MONTHS
SURVIVAL PROBABILITY	99.29%	92.47%	41.55%	21.23%	20.74%	20.74%	20.74%
± 1 STANDARD ERROR	0.09%	0.35%	0.73%	0.57%	0.56%	0.56%	0.56%
SAMPLE SIZE	6,820	4,970	2,800	1,350	1,170	1,010	220

#### EXCLUDING NORMAL BATTERY DEPLETION

YEAR	2	4	6	8	10	12	AT 167 MONTHS
SURVIVAL PROBABILITY	99.73%	98.86%	97.50%	96.86%	96.86%	96.86%	96.86%
± 1 STANDARD ERROR	0.06%	0.14%	0.24%	0.32%	0.32%	0.32%	0.32%

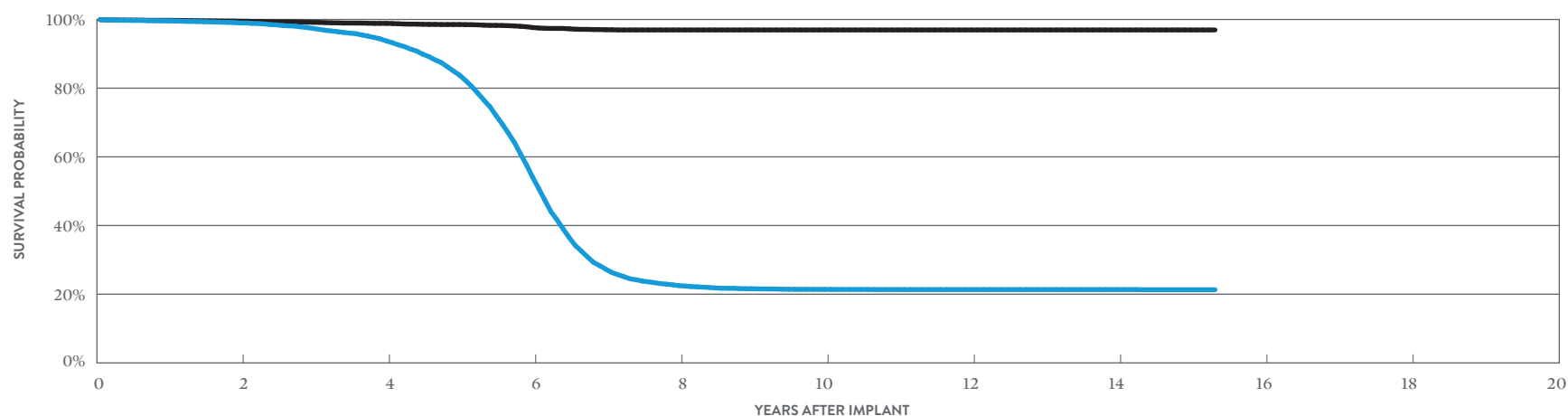
## Cardiac Resynchronization Therapy (CRT) ICDs

### Promote™ RF CRT-D

#### MODEL 3207-36

US Regulatory Approval	September 2007
Registered US Implants	24,669
Estimated Active US Implants	2,093
Estimated Longevity	(see table on page 36)
Normal Battery Depletion	3,561
Max. Delivered Energy	36 joules
Number of US Advisories (see pg. 222)	One

	MALFUNCTIONS W/ COMPROMISED THERAPY		MALFUNCTIONS W/O COMPROMISED THERAPY	
	QTY	RATE	QTY	RATE
Electrical Component	4	0.02%	7	0.03%
Electrical Interconnect	5	0.02%	3	0.01%
Battery	19	0.08%	10	0.04%
High Voltage Capacitor	5	0.02%	1	<0.01%
Software/Firmware	0	0.00%	16	0.06%
Mechanical	3	0.01%	10	0.04%
Possible Early Battery Depletion	10	0.04%	7	0.03%
Other	19	0.08%	18	0.07%
<b>Total</b>	<b>65</b>	<b>0.26%</b>	<b>72</b>	<b>0.29%</b>



#### INCLUDING NORMAL BATTERY DEPLETION

YEAR	2	4	6	8	10	12	14	AT 184 MONTHS
SURVIVAL PROBABILITY	98.98%	93.75%	54.08%	22.50%	21.40%	21.35%	21.35%	21.31%
± 1 STANDARD ERROR	0.07%	0.19%	0.46%	0.39%	0.38%	0.38%	0.38%	0.38%
SAMPLE SIZE	18,860	13,470	7,780	3,130	2,620	2,380	1,900	250

#### EXCLUDING NORMAL BATTERY DEPLETION

YEAR	2	4	6	8	10	12	14	AT 184 MONTHS
SURVIVAL PROBABILITY	99.49%	98.86%	97.65%	96.95%	96.95%	96.95%	96.95%	96.95%
± 1 STANDARD ERROR	0.05%	0.08%	0.13%	0.19%	0.19%	0.19%	0.19%	0.19%

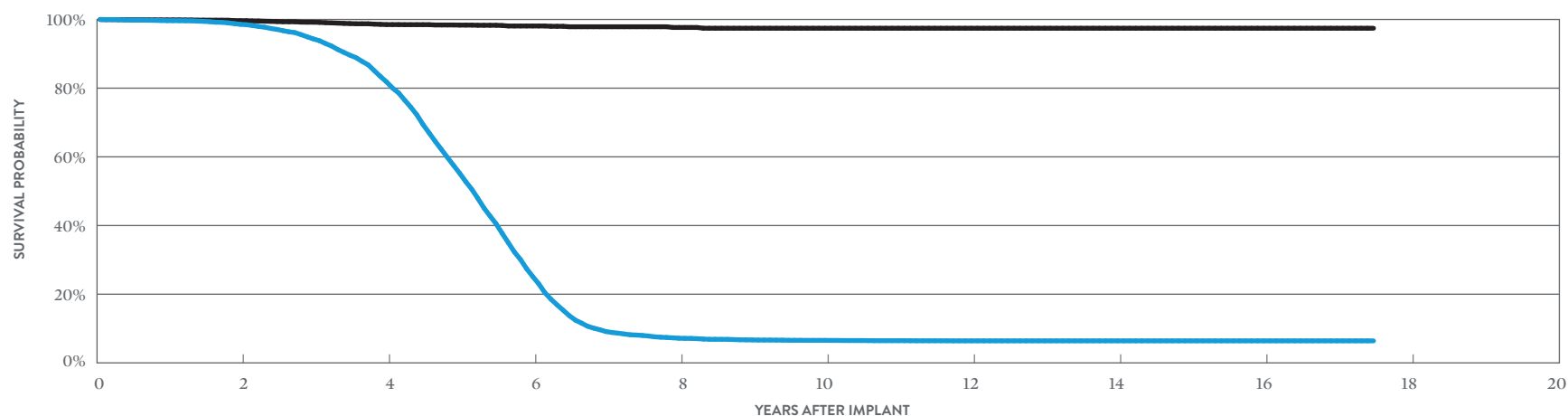
## Cardiac Resynchronization Therapy (CRT) ICDs

### Atlas™ + HF CRT-D

#### MODEL V-343

US Regulatory Approval	November 2004
Registered US Implants	18,776
Estimated Active US Implants	632
Estimated Longevity	(see table on page 36)
Normal Battery Depletion	3,494
Max. Delivered Energy	36 joules
Number of US Advisories (see pgs. 227, 228)	Two

	MALFUNCTIONS W/ COMPROMISED THERAPY		MALFUNCTIONS W/O COMPROMISED THERAPY	
	QTY	RATE	QTY	RATE
Electrical Component	3	0.02%	1	<0.01%
Electrical Interconnect	0	0.00%	0	0.00%
Battery	40	0.21%	4	0.02%
High Voltage Capacitor	0	0.00%	0	0.00%
Software/Firmware	0	0.00%	1	<0.01%
Mechanical	0	0.00%	1	<0.01%
Possible Early Battery Depletion	7	0.04%	11	0.06%
Other	10	0.05%	4	0.02%
<b>Total</b>	<b>60</b>	<b>0.32%</b>	<b>22</b>	<b>0.12%</b>



#### INCLUDING NORMAL BATTERY DEPLETION

YEAR	2	4	6	8	10	12	14	16	AT 210 MONTHS
SURVIVAL PROBABILITY	98.59%	81.85%	25.16%	7.18%	6.56%	6.42%	6.42%	6.42%	6.42%
± 1 STANDARD ERROR	0.09%	0.36%	0.47%	0.25%	0.24%	0.24%	0.24%	0.24%	0.24%
SAMPLE SIZE	14,280	9,130	3,580	1,020	790	720	680	600	210

#### EXCLUDING NORMAL BATTERY DEPLETION

YEAR	2	4	6	8	10	12	14	16	AT 210 MONTHS
SURVIVAL PROBABILITY	99.65%	98.51%	98.10%	97.67%	97.45%	97.45%	97.45%	97.45%	97.45%
± 1 STANDARD ERROR	0.05%	0.11%	0.15%	0.24%	0.29%	0.29%	0.29%	0.29%	0.29%

**BATTERY LONGEVITY SUMMARY**  
**Cardiac Resynchronization  
Therapy (CRT) ICDs**

## Cardiac Resynchronization Therapy (CRT) ICDs

### Battery Longevity (years)

MODELS	FAMILY	NO PACING	25% PACING	50% PACING	100% PACING
CDHFA500Q	Gallant <sup>™</sup> HF CRT-D***	10.6	9.5	8.7	7.4
CD3369-40Q	Quadra Assura MP <sup>™</sup> CRT-D*	9.5	9.9	8.9	7.4
CD3369-40C	Quadra Assura MP <sup>™</sup> CRT-D*	8.7	9.9	8.9	7.4
CD3365-40Q	Quadra Assura <sup>™</sup> CRT-D*	7.4	9.9	8.9	7.4
CD3365-40C	Quadra Assura <sup>™</sup> CRT-D*	11.1	9.9	8.9	7.4
CD3357-40Q	Unify Assura <sup>™</sup> CRT-D*	11.1	9.9	8.9	7.4
CD3357-40C	Unify Assura <sup>™</sup> CRT-D*	11.1	9.9	8.9	7.4
CD3265-40Q	Quadra Assura <sup>™</sup> CRT-D*	11.1	9.9	8.9	7.4
CD3265-40	Quadra Assura <sup>™</sup> CRT-D*	11.1	9.9	8.9	7.4
CD3257-40Q	Unify Assura <sup>™</sup> CRT-D*	11.1	9.9	8.9	7.4
CD3257-40	Unify Assura <sup>™</sup> CRT-D*	11.1	9.9	8.9	7.4
CD3249-40Q	Unify Quadra <sup>™</sup> CRT-D*	10.2	9.0	8.1	6.7
CD3249-40	Unify Quadra <sup>™</sup> CRT-D*	10.2	9.0	8.1	6.7
CD3231-40Q	Unify <sup>™</sup> CRT-D*	10.1	9.0	8.1	6.7
CD3231-40	Unify <sup>™</sup> CRT-D*	10.1	9.0	8.1	6.7
CD3211-36Q	Promote <sup>™</sup> + CRT-D**	8.2	7.2	6.5	5.4
CD3211-36	Promote <sup>™</sup> + CRT-D**	8.2	7.2	6.5	5.4
3207-36	Promote <sup>™</sup> RF CRT-D**	8.2	7.2	6.5	5.4
V-343	Atlas <sup>™</sup> + HF CRT-D**	7.9	7.1	6.4	5.4

Pacing parameters: DDD-BiV, RV 2.5V, LV 2.5V, A 2.5V, 0.5 ms, 60 ppm, 500 ohms

\*Battery voltage range: 3.20-2.59. Three maximum charges per year.

\*\*Battery voltage range: 3.20-2.45. Four maximum charges per year as well as monthly charging during the battery's mid-life voltage range.

\*\*\*Capacitor maintenance interval: 1 charge per every 9 months.



SUMMARY INFORMATION

Cardiac Resynchronization  
Therapy (CRT) ICDs

# Cardiac Resynchronization Therapy (CRT) ICDs

## Survival Probability Summary

### INCLUDING NORMAL BATTERY DEPLETION

MODELS	FAMILY	1 YEAR	2 YEAR	3 YEAR	4 YEAR	5 YEAR	6 YEAR	7 YEAR	8 YEAR	9 YEAR	10 YEAR
CDHFA500Q	Gallant™ HF CRT-D	99.93%	99.83%								
CD3369-40Q	Quadra Assura MP™ CRT-D	99.84%	99.78%	99.66%	99.24%	97.48%	97.28%	97.23%			
CD3369-40C	Quadra Assura MP™ CRT-D	99.86%	99.64%	99.48%	98.64%	96.21%	95.95%				
CD3365-40Q	Quadra Assura™ CRT-D	99.81%	99.74%	99.58%	98.94%	97.22%	93.33%	93.10%			
CD3365-40Q	Quadra Assura™ CRT-D†	99.78%	99.40%	98.20%	95.34%	91.42%	85.13%	82.74%	81.17%	80.35%	
CD3365-40C	Quadra Assura™ CRT-D	100.00%	99.82%	99.61%	98.52%	97.53%	92.67%	92.52%			
CD3365-40C	Quadra Assura™ CRT-D†	99.74%	99.27%	98.39%	96.66%	93.34%	87.35%	85.36%	83.48%	83.17%	
CD3357-40Q	Unify Assura™ CRT-D	99.96%	99.85%	99.40%	98.05%	95.72%	89.48%	89.38%			
CD3357-40Q	Unify Assura™ CRT-D†	99.79%	99.27%	97.80%	93.22%	87.27%	78.72%	76.51%	75.35%	75.23%	
CD3357-40C	Unify Assura™ CRT-D	99.94%	99.83%	99.28%	97.59%	94.32%	87.58%	87.32%			
CD3357-40C	Unify Assura™ CRT-D†	99.81%	99.45%	97.68%	94.83%	89.55%	81.40%	79.05%	78.11%	77.71%	
CD3265-40Q	Quadra Assura™ CRT-D†	99.81%	99.72%	99.37%	97.68%	94.09%	92.25%	87.07%	78.48%	77.18%	76.91%
CD3265-40	Quadra Assura™ CRT-D†	99.94%	99.76%	99.63%	98.33%	93.07%	90.38%	86.24%	79.96%	79.57%	79.57%
CD3257-40Q	Unify Assura™ CRT-D†	99.92%	99.73%	98.00%	93.45%	88.56%	87.13%	84.27%	77.54%	76.95%	76.95%
CD3257-40	Unify Assura™ CRT-D†	99.81%	99.57%	98.30%	93.78%	86.99%	84.91%	80.78%	74.29%	73.57%	73.57%
CD3249-40Q	Unify Quadra™ CRT-D†	99.88%	99.86%	99.37%	97.59%	92.64%	88.72%	86.78%	77.73%	73.16%	72.97%
CD3249-40	Unify Quadra™ CRT-D†	99.93%	99.93%	99.53%	97.25%	91.39%	87.74%	86.10%	82.19%	76.14%	76.14%
CD3231-40Q	Unify™ CRT-D†	99.77%	99.65%	98.93%	96.98%	91.35%	81.65%	70.54%	65.65%	63.36%	62.96%
CD3231-40	Unify™ CRT-D†	99.79%	99.63%	98.33%	94.70%	87.40%	76.78%	68.25%	64.95%	63.22%	62.85%
CD3211-36Q	Promote™ + CRT-D	99.47%	98.81%	97.65%	93.20%	81.11%	45.22%	21.04%	18.77%	18.40%	18.28%
CD3211-36	Promote™ + CRT-D	99.54%	99.29%	97.81%	92.47%	75.17%	41.55%	22.98%	21.23%	20.97%	20.74%
3207-36	Promote™ RF CRT-D	99.60%	98.98%	97.38%	93.75%	83.79%	54.08%	27.28%	22.50%	21.59%	21.40%
V-343	Atlas™ + HF CRT-D	99.65%	98.59%	94.34%	81.85%	55.26%	25.16%	9.14%	7.18%	6.69%	6.56%

†Premature battery depletion advisory population.

## Cardiac Resynchronization Therapy (CRT) ICDs

### Survival Probability Summary

#### EXCLUDING NORMAL BATTERY DEPLETION

MODELS	FAMILY	1 YEAR	2 YEAR	3 YEAR	4 YEAR	5 YEAR	6 YEAR	7 YEAR	8 YEAR	9 YEAR	10 YEAR
CDHFA500Q	Gallant™ HF CRT-D	99.94%	99.84%								
CD3369-40Q	Quadra Assura MP™ CRT-D	99.85%	99.80%	99.76%	99.75%	99.75%	99.74%	99.74%			
CD3369-40C	Quadra Assura MP™ CRT-D	99.88%	99.66%	99.63%	99.63%	99.58%	99.58%				
CD3365-40Q	Quadra Assura™ CRT-D	99.81%	99.74%	99.68%	99.64%	99.61%	99.58%	99.53%			
CD3365-40Q	Quadra Assura™ CRT-D†	99.83%	99.55%	98.51%	96.14%	94.02%	92.48%	91.70%	91.34%	91.29%	
CD3365-40C	Quadra Assura™ CRT-D	100.00%	99.82%	99.72%	99.61%	99.61%	99.61%	99.61%			
CD3365-40C	Quadra Assura™ CRT-D†	99.78%	99.32%	98.43%	97.44%	96.20%	94.82%	94.43%	94.13%	94.13%	
CD3357-40Q	Unify Assura™ CRT-D	99.96%	99.90%	99.90%	99.84%	99.79%	99.75%	99.75%			
CD3357-40Q	Unify Assura™ CRT-D†	99.90%	99.39%	98.47%	96.44%	94.63%	93.58%	93.01%	93.01%	93.01%	
CD3357-40C	Unify Assura™ CRT-D	99.94%	99.89%	99.84%	99.80%	99.80%	99.80%	99.80%			
CD3357-40C	Unify Assura™ CRT-D†	99.89%	99.62%	98.64%	96.94%	95.46%	94.64%	94.09%	93.90%	93.90%	
CD3265-40Q	Quadra Assura™ CRT-D†	99.85%	99.84%	99.63%	98.88%	97.12%	96.10%	95.60%	95.35%	95.26%	95.20%
CD3265-40	Quadra Assura™ CRT-D†	99.94%	99.82%	99.69%	98.81%	97.67%	96.74%	96.37%	96.37%	96.21%	96.21%
CD3257-40Q	Unify Assura™ CRT-D†	100.00%	100.00%	99.90%	98.33%	97.55%	96.83%	96.38%	96.38%	96.38%	96.38%
CD3257-40	Unify Assura™ CRT-D†	99.90%	99.78%	99.41%	98.49%	97.62%	96.83%	96.68%	96.60%	96.50%	96.50%
CD3249-40Q	Unify Quadra™ CRT-D†	99.96%	99.96%	99.86%	99.29%	98.56%	97.64%	97.19%	96.80%	96.80%	96.80%
CD3249-40	Unify Quadra™ CRT-D†	99.93%	99.93%	99.93%	99.70%	99.55%	99.23%	99.05%	99.05%	99.05%	99.05%
CD3231-40Q	Unify™ CRT-D†	99.88%	99.81%	99.62%	99.11%	98.20%	96.97%	95.78%	95.10%	95.10%	95.10%
CD3231-40	Unify™ CRT-D†	99.87%	99.79%	99.48%	99.06%	98.40%	97.41%	96.82%	96.54%	96.54%	96.54%
CD3211-36Q	Promote™ + CRT-D	99.78%	99.35%	98.95%	98.57%	98.42%	97.72%	97.00%	96.84%	96.84%	96.84%
CD3211-36	Promote™ + CRT-D	99.79%	99.73%	99.38%	98.86%	98.67%	97.50%	97.00%	96.86%	96.86%	96.86%
3207-36	Promote™ RF CRT-D	99.75%	99.49%	99.16%	98.86%	98.53%	97.65%	97.01%	96.95%	96.95%	96.95%
V-343	Atlas™ + HF CRT-D	99.88%	99.65%	99.20%	98.51%	98.36%	98.10%	97.88%	97.67%	97.45%	97.45%

†Premature battery depletion advisory population.

# Cardiac Resynchronization Therapy (CRT) ICDs

## US Malfunction Summary

### WITH COMPROMISED THERAPY

MODELS	FAMILY	REGISTERED US IMPLANTS	PERCENT RETURNED FOR ANALYSIS	ELECTRICAL COMPONENT		ELECTRICAL INTERCONNECT		BATTERY		HIGH VOLTAGE CAPACITOR		SOFTWARE/FIRMWARE		MECHANICAL		POSSIBLE EARLY BATTERY DEPLETION		OTHER		TOTAL	
				QTY	RATE	QTY	RATE	QTY	RATE	QTY	RATE	QTY	RATE	QTY	RATE	QTY	RATE	QTY	RATE	QTY	RATE
CDHFA500Q	Gallant <sup>™</sup> HF CRT-D	28,976	1.10%	0	0.00%	0	0.00%	0	0.00%	0	0.00%	0	0.00%	0	0.00%	0	0.00%	1	<0.01%	1	<0.01%
CD3369-40Q	Quadra Assura MP <sup>™</sup> CRT-D	76,570	3.50%	7	<0.01%	9	0.01%	0	0.00%	0	0.00%	0	0.00%	1	<0.01%	0	0.00%	4	<0.01%	21	0.03%
CD3369-40C	Quadra Assura MP <sup>™</sup> CRT-D	11,035	4.30%	2	0.02%	2	0.02%	0	0.00%	1	<0.01%	0	0.00%	0	0.00%	0	0.00%	1	<0.01%	6	0.05%
CD3365-40Q	Quadra Assura <sup>™</sup> CRT-D	16,834	6.30%	2	0.01%	3	0.02%	1	<0.01%	0	0.00%	1	<0.01%	0	0.00%	1	<0.01%	2	0.01%	10	0.06%
CD3365-40Q	Quadra Assura <sup>™</sup> CRT-D <sup>†</sup>	24,249	18.30%	6	0.02%	10	0.04%	3	0.01%	1	<0.01%	1	<0.01%	0	0.00%	43	0.18%	6	0.02%	70	0.29%
CD3365-40C	Quadra Assura <sup>™</sup> CRT-D	2,702	7.80%	0	0.00%	0	0.00%	0	0.00%	2	0.07%	0	0.00%	0	0.00%	0	0.00%	1	0.04%	3	0.11%
CD3365-40C	Quadra Assura <sup>™</sup> CRT-D <sup>†</sup>	5,626	21.90%	6	0.11%	2	0.04%	1	0.02%	0	0.00%	0	0.00%	0	0.00%	8	0.14%	3	0.05%	20	0.36%
CD3357-40Q	Unify Assura <sup>™</sup> CRT-D	21,301	5.70%	0	0.00%	0	0.00%	0	0.00%	1	<0.01%	0	0.00%	0	0.00%	0	0.00%	1	<0.01%	2	<0.01%
CD3357-40Q	Unify Assura <sup>™</sup> CRT-D <sup>†</sup>	5,458	22.60%	1	0.02%	2	0.04%	0	0.00%	2	0.04%	0	0.00%	0	0.00%	11	0.20%	0	0.00%	16	0.29%
CD3357-40C	Unify Assura <sup>™</sup> CRT-D	19,121	6.70%	0	0.00%	2	0.01%	0	0.00%	0	0.00%	0	0.00%	0	0.00%	0	0.00%	0	0.00%	2	0.01%
CD3357-40C	Unify Assura <sup>™</sup> CRT-D <sup>†</sup>	9,711	22.40%	2	0.02%	2	0.02%	0	0.00%	1	0.01%	0	0.00%	0	0.00%	19	0.20%	1	0.01%	25	0.26%
CD3265-40Q	Quadra Assura <sup>™</sup> CRT-D <sup>†</sup>	13,959	17.90%	2	0.01%	2	0.01%	1	<0.01%	0	0.00%	1	<0.01%	0	0.00%	24	0.17%	1	<0.01%	31	0.22%
CD3265-40	Quadra Assura <sup>™</sup> CRT-D <sup>†</sup>	4,026	19.80%	0	0.00%	1	0.02%	0	0.00%	0	0.00%	0	0.00%	0	0.00%	6	0.15%	7	0.17%	14	0.35%
CD3257-40Q	Unify Assura <sup>™</sup> CRT-D <sup>†</sup>	2,716	21.80%	0	0.00%	0	0.00%	0	0.00%	0	0.00%	1	0.04%	0	0.00%	5	0.18%	2	0.07%	8	0.29%
CD3257-40	Unify Assura <sup>™</sup> CRT-D <sup>†</sup>	6,744	20.80%	6	0.09%	1	0.01%	1	0.01%	0	0.00%	0	0.00%	0	0.00%	10	0.15%	1	0.01%	19	0.28%
CD3249-40Q	Unify Quadra <sup>™</sup> CRT-D <sup>†</sup>	9,940	18.00%	4	0.04%	0	0.00%	1	0.01%	0	0.00%	0	0.00%	0	0.00%	17	0.17%	4	0.04%	26	0.26%
CD3249-40	Unify Quadra <sup>™</sup> CRT-D <sup>†</sup>	2,767	19.90%	0	0.00%	0	0.00%	0	0.00%	0	0.00%	0	0.00%	0	0.00%	0	0.00%	1	0.04%	1	0.04%
CD3231-40Q	Unify <sup>™</sup> CRT-D <sup>†</sup>	20,709	20.20%	2	<0.01%	1	<0.01%	15	0.07%	17	0.08%	0	0.00%	1	<0.01%	68	0.33%	10	0.05%	114	0.55%
CD3231-40	Unify <sup>™</sup> CRT-D <sup>†</sup>	21,185	21.30%	11	0.05%	4	0.02%	10	0.05%	7	0.03%	0	0.00%	1	<0.01%	33	0.16%	11	0.05%	77	0.36%
CD3211-36Q	Promote <sup>™</sup> + CRT-D	7,755	28.70%	5	0.06%	0	0.00%	10	0.13%	1	0.01%	0	0.00%	1	0.01%	4	0.05%	5	0.06%	26	0.34%
CD3211-36	Promote <sup>™</sup> + CRT-D	8,865	28.30%	3	0.03%	0	0.00%	11	0.12%	2	0.02%	1	0.01%	0	0.00%	5	0.06%	5	0.06%	27	0.30%
3207-36	Promote <sup>™</sup> RF CRT-D	24,669	27.50%	4	0.02%	5	0.02%	19	0.08%	5	0.02%	0	0.00%	3	0.01%	10	0.04%	19	0.08%	65	0.26%
V-343	Atlas <sup>™</sup> + HF CRT-D	18,776	25.30%	3	0.02%	0	0.00%	40	0.21%	0	0.00%	0	0.00%	0	0.00%	7	0.04%	10	0.05%	60	0.32%

Definitions of malfunction categories can be found on [pages 5-6](#).

†Premature battery depletion advisory population.

# Cardiac Resynchronization Therapy (CRT) ICDs

## US Malfunction Summary

### WITHOUT COMPROMISED THERAPY

MODELS	FAMILY	REGISTERED US IMPLANTS	PERCENT RETURNED FOR ANALYSIS	ELECTRICAL COMPONENT		ELECTRICAL INTERCONNECT		BATTERY		HIGH VOLTAGE CAPACITOR		SOFTWARE/FIRMWARE		MECHANICAL		POSSIBLE EARLY BATTERY DEPLETION		OTHER		TOTAL	
				QTY	RATE	QTY	RATE	QTY	RATE	QTY	RATE	QTY	RATE	QTY	RATE	QTY	RATE	QTY	RATE	QTY	RATE
CDHFA500Q	Gallant <sup>™</sup> HF CRT-D	28,976	1.10%	5	0.02%	0	0.00%	0	0.00%	2	<0.01%	0	0.00%	0	0.00%	0	0.00%	1	<0.01%	8	0.03%
CD3369-40Q	Quadra Assura MP <sup>™</sup> CRT-D	76,570	3.50%	18	0.02%	1	<0.01%	3	<0.01%	2	<0.01%	0	0.00%	5	<0.01%	2	<0.01%	16	0.02%	47	0.06%
CD3369-40C	Quadra Assura MP <sup>™</sup> CRT-D	11,035	4.30%	1	<0.01%	0	0.00%	0	0.00%	1	<0.01%	0	0.00%	2	0.02%	2	0.02%	3	0.03%	9	0.08%
CD3365-40Q	Quadra Assura <sup>™</sup> CRT-D	16,834	6.30%	6	0.04%	0	0.00%	0	0.00%	0	0.00%	0	0.00%	4	0.02%	3	0.02%	6	0.04%	19	0.11%
CD3365-40Q	Quadra Assura <sup>™</sup> CRT-D <sup>†</sup>	24,249	18.30%	17	0.07%	1	<0.01%	18	0.07%	0	0.00%	3	0.01%	2	<0.01%	420	1.73%	7	0.03%	468	1.93%
CD3365-40C	Quadra Assura <sup>™</sup> CRT-D	2,702	7.80%	1	0.04%	0	0.00%	0	0.00%	0	0.00%	0	0.00%	0	0.00%	0	0.00%	0	0.00%	1	0.04%
CD3365-40C	Quadra Assura <sup>™</sup> CRT-D <sup>†</sup>	5,626	21.90%	2	0.04%	0	0.00%	1	0.02%	0	0.00%	1	0.02%	0	0.00%	59	1.05%	2	0.04%	65	1.16%
CD3357-40Q	Unify Assura <sup>™</sup> CRT-D	21,301	5.70%	6	0.03%	0	0.00%	0	0.00%	0	0.00%	0	0.00%	1	<0.01%	1	<0.01%	4	0.02%	12	0.06%
CD3357-40Q	Unify Assura <sup>™</sup> CRT-D <sup>†</sup>	5,458	22.60%	2	0.04%	0	0.00%	0	0.00%	0	0.00%	0	0.00%	0	0.00%	75	1.37%	3	0.05%	80	1.47%
CD3357-40C	Unify Assura <sup>™</sup> CRT-D	19,121	6.70%	2	0.01%	1	<0.01%	1	<0.01%	0	0.00%	0	0.00%	1	<0.01%	1	<0.01%	5	0.03%	11	0.06%
CD3357-40C	Unify Assura <sup>™</sup> CRT-D <sup>†</sup>	9,711	22.40%	3	0.03%	1	0.01%	6	0.06%	0	0.00%	2	0.02%	1	0.01%	109	1.12%	3	0.03%	125	1.29%
CD3265-40Q	Quadra Assura <sup>™</sup> CRT-D <sup>†</sup>	13,959	17.90%	6	0.04%	0	0.00%	7	0.05%	0	0.00%	2	0.01%	3	0.02%	109	0.78%	1	<0.01%	128	0.92%
CD3265-40	Quadra Assura <sup>™</sup> CRT-D <sup>†</sup>	4,026	19.80%	0	0.00%	0	0.00%	2	0.05%	0	0.00%	1	0.02%	0	0.00%	19	0.47%	2	0.05%	24	0.60%
CD3257-40Q	Unify Assura <sup>™</sup> CRT-D <sup>†</sup>	2,716	21.80%	0	0.00%	0	0.00%	2	0.07%	0	0.00%	0	0.00%	1	0.04%	12	0.44%	0	0.00%	15	0.55%
CD3257-40	Unify Assura <sup>™</sup> CRT-D <sup>†</sup>	6,744	20.80%	3	0.04%	0	0.00%	1	0.01%	0	0.00%	4	0.06%	0	0.00%	30	0.44%	2	0.03%	40	0.59%
CD3249-40Q	Unify Quadra <sup>™</sup> CRT-D <sup>†</sup>	9,940	18.00%	3	0.03%	0	0.00%	1	0.01%	0	0.00%	0	0.00%	1	0.01%	40	0.40%	1	0.01%	46	0.46%
CD3249-40	Unify Quadra <sup>™</sup> CRT-D <sup>†</sup>	2,767	19.90%	0	0.00%	0	0.00%	0	0.00%	0	0.00%	0	0.00%	1	0.04%	5	0.18%	0	0.00%	6	0.22%
CD3231-40Q	Unify <sup>™</sup> CRT-D <sup>†</sup>	20,709	20.20%	6	0.03%	0	0.00%	10	0.05%	6	0.03%	2	<0.01%	3	0.01%	62	0.30%	7	0.03%	96	0.46%
CD3231-40	Unify <sup>™</sup> CRT-D <sup>†</sup>	21,185	21.30%	5	0.02%	0	0.00%	5	0.02%	0	0.00%	3	0.01%	1	<0.01%	50	0.24%	12	0.06%	76	0.36%
CD3211-36Q	Promote <sup>™</sup> + CRT-D	7,755	28.70%	4	0.05%	0	0.00%	6	0.08%	0	0.00%	11	0.14%	1	0.01%	0	0.00%	6	0.08%	28	0.36%
CD3211-36	Promote <sup>™</sup> + CRT-D	8,865	28.30%	3	0.03%	0	0.00%	3	0.03%	0	0.00%	14	0.16%	1	0.01%	1	0.01%	3	0.03%	25	0.28%
3207-36	Promote <sup>™</sup> RF CRT-D	24,669	27.50%	7	0.03%	3	0.01%	10	0.04%	1	<0.01%	16	0.06%	10	0.04%	7	0.03%	18	0.07%	72	0.29%
V-343	Atlas <sup>™</sup> + HF CRT-D	18,776	25.30%	1	<0.01%	0	0.00%	4	0.02%	0	0.00%	1	<0.01%	1	<0.01%	11	0.06%	4	0.02%	22	0.12%

Definitions of malfunction categories can be found on [pages 5-6](#).

†Premature battery depletion advisory population.

# Cardiac Resynchronization Therapy (CRT) ICDs

## Worldwide Malfunction Summary

### WITH COMPROMISED THERAPY

MODELS	FAMILY	WORLDWIDE SALES	PERCENT RETURNED FOR ANALYSIS	ELECTRICAL COMPONENT		ELECTRICAL INTERCONNECT		BATTERY		HIGH VOLTAGE CAPACITOR		SOFTWARE/FIRMWARE		MECHANICAL		POSSIBLE EARLY BATTERY DEPLETION		OTHER		TOTAL	
				QTY	RATE	QTY	RATE	QTY	RATE	QTY	RATE	QTY	RATE	QTY	RATE	QTY	RATE	QTY	RATE	QTY	RATE
CDHFA500Q	Gallant™ HF CRT-D	44,257	1.02%	0	0.00%	0	0.00%	0	0.00%	0	0.00%	0	0.00%	0	0.00%	0	0.00%	1	<0.01%	1	<0.01%
CD3369-40Q	Quadra Assura MP™ CRT-D	77,110	3.67%	7	<0.01%	9	0.01%	0	0.00%	0	0.00%	0	0.00%	1	<0.01%	0	0.00%	4	<0.01%	21	0.03%
CD3369-40C	Quadra Assura MP™ CRT-D	11,200	4.83%	2	0.02%	2	0.02%	0	0.00%	1	<0.01%	0	0.00%	0	0.00%	0	0.00%	1	<0.01%	6	0.05%
CD3365-40Q	Quadra Assura™ CRT-D	41,391	13.56%	8	0.02%	13	0.03%	4	<0.01%	1	<0.01%	2	<0.01%	0	0.00%	44	0.11%	8	0.02%	80	0.19%
CD3365-40C	Quadra Assura™ CRT-D	8,379	18.08%	6	0.07%	2	0.02%	1	0.01%	2	0.02%	0	0.00%	0	0.00%	8	0.10%	4	0.05%	23	0.27%
CD3357-40Q	Unify Assura™ CRT-D	27,039	9.48%	1	<0.01%	2	<0.01%	0	0.00%	3	0.01%	0	0.00%	0	0.00%	11	0.04%	1	<0.01%	18	0.07%
CD3357-40C	Unify Assura™ CRT-D	29,108	12.41%	2	<0.01%	4	0.01%	0	0.00%	1	<0.01%	0	0.00%	0	0.00%	19	0.07%	1	<0.01%	27	0.09%
CD3265-40Q	Quadra Assura™ CRT-D	13,955	18.25%	2	0.01%	2	0.01%	1	<0.01%	0	0.00%	1	<0.01%	0	0.00%	24	0.17%	1	<0.01%	31	0.22%
CD3265-40	Quadra Assura™ CRT-D	4,046	20.51%	0	0.00%	1	0.02%	0	0.00%	0	0.00%	0	0.00%	0	0.00%	6	0.15%	7	0.17%	14	0.35%
CD3257-40Q	Unify Assura™ CRT-D	2,727	22.63%	0	0.00%	0	0.00%	0	0.00%	0	0.00%	1	0.04%	0	0.00%	5	0.18%	2	0.07%	8	0.29%
CD3257-40	Unify Assura™ CRT-D	6,723	21.39%	6	0.09%	1	0.01%	1	0.01%	0	0.00%	0	0.00%	0	0.00%	10	0.15%	1	0.01%	19	0.28%
CD3249-40Q	Unify Quadra™ CRT-D	12,043	15.33%	5	0.04%	0	0.00%	1	<0.01%	0	0.00%	0	0.00%	0	0.00%	17	0.14%	4	0.03%	27	0.22%
CD3249-40	Unify Quadra™ CRT-D	5,317	11.45%	3	0.06%	2	0.04%	0	0.00%	0	0.00%	0	0.00%	0	0.00%	1	0.02%	1	0.02%	7	0.13%
CD3231-40Q	Unify™ CRT-D	20,973	20.48%	3	0.01%	1	<0.01%	15	0.07%	17	0.08%	0	0.00%	1	<0.01%	68	0.32%	10	0.05%	115	0.55%
CD3231-40	Unify™ CRT-D	24,494	18.93%	11	0.04%	4	0.02%	10	0.04%	7	0.03%	0	0.00%	1	<0.01%	34	0.14%	11	0.04%	78	0.32%
CD3211-36Q	Promote™ + CRT-D	16,097	14.90%	15	0.09%	0	0.00%	14	0.09%	8	0.05%	1	<0.01%	2	0.01%	8	0.05%	6	0.04%	54	0.34%
CD3211-36	Promote™ + CRT-D	21,011	12.84%	14	0.07%	2	<0.01%	15	0.07%	6	0.03%	1	<0.01%	0	0.00%	9	0.04%	14	0.07%	61	0.29%
3207-36	Promote™ RF CRT-D	25,838	27.10%	5	0.02%	5	0.02%	22	0.09%	5	0.02%	0	0.00%	3	0.01%	10	0.04%	20	0.08%	70	0.27%
V-343	Atlas™ + HF CRT-D	19,292	25.08%	3	0.02%	0	0.00%	41	0.21%	0	0.00%	0	0.00%	0	0.00%	7	0.04%	10	0.05%	61	0.32%

Definitions of malfunction categories can be found on [pages 5-6](#).

# Cardiac Resynchronization Therapy (CRT) ICDs

## Worldwide Malfunction Summary

### WITHOUT COMPROMISED THERAPY

MODELS	FAMILY	WORLDWIDE SALES	PERCENT RETURNED FOR ANALYSIS	ELECTRICAL COMPONENT		ELECTRICAL INTERCONNECT		BATTERY		HIGH VOLTAGE CAPACITOR		SOFTWARE/FIRMWARE		MECHANICAL		POSSIBLE EARLY BATTERY DEPLETION		OTHER		TOTAL	
				QTY	RATE	QTY	RATE	QTY	RATE	QTY	RATE	QTY	RATE	QTY	RATE	QTY	RATE	QTY	RATE	QTY	RATE
CDHFA500Q	Gallant™ HF CRT-D	44,257	1.02%	10	0.02%	0	0.00%	0	0.00%	2	<0.01%	0	0.00%	1	<0.01%	0	0.00%	1	<0.01%	14	0.03%
CD3369-40Q	Quadra Assura MP™ CRT-D	77,110	3.67%	18	0.02%	1	<0.01%	3	<0.01%	2	<0.01%	0	0.00%	5	<0.01%	2	<0.01%	16	0.02%	47	0.06%
CD3369-40C	Quadra Assura MP™ CRT-D	11,200	4.83%	1	<0.01%	0	0.00%	0	0.00%	1	<0.01%	0	0.00%	2	0.02%	2	0.02%	3	0.03%	9	0.08%
CD3365-40Q	Quadra Assura™ CRT-D	41,391	13.56%	23	0.06%	1	<0.01%	18	0.04%	0	0.00%	3	<0.01%	6	0.01%	424	1.02%	13	0.03%	488	1.18%
CD3365-40C	Quadra Assura™ CRT-D	8,379	18.08%	3	0.04%	0	0.00%	1	0.01%	0	0.00%	1	0.01%	0	0.00%	59	0.70%	2	0.02%	66	0.79%
CD3357-40Q	Unify Assura™ CRT-D	27,039	9.48%	8	0.03%	0	0.00%	0	0.00%	0	0.00%	0	0.00%	2	<0.01%	77	0.28%	7	0.03%	94	0.35%
CD3357-40C	Unify Assura™ CRT-D	29,108	12.41%	5	0.02%	2	<0.01%	7	0.02%	0	0.00%	2	<0.01%	2	<0.01%	110	0.38%	8	0.03%	136	0.47%
CD3265-40Q	Quadra Assura™ CRT-D	13,955	18.25%	6	0.04%	0	0.00%	7	0.05%	0	0.00%	2	0.01%	3	0.02%	109	0.78%	1	<0.01%	128	0.92%
CD3265-40	Quadra Assura™ CRT-D	4,046	20.51%	0	0.00%	0	0.00%	2	0.05%	0	0.00%	1	0.02%	0	0.00%	19	0.47%	2	0.05%	24	0.59%
CD3257-40Q	Unify Assura™ CRT-D	2,727	22.63%	0	0.00%	0	0.00%	2	0.07%	0	0.00%	0	0.00%	1	0.04%	12	0.44%	0	0.00%	15	0.55%
CD3257-40	Unify Assura™ CRT-D	6,723	21.39%	3	0.04%	0	0.00%	1	0.01%	0	0.00%	4	0.06%	0	0.00%	30	0.45%	2	0.03%	40	0.59%
CD3249-40Q	Unify Quadra™ CRT-D	12,043	15.33%	3	0.02%	0	0.00%	1	<0.01%	0	0.00%	0	0.00%	1	<0.01%	43	0.36%	4	0.03%	52	0.43%
CD3249-40	Unify Quadra™ CRT-D	5,317	11.45%	1	0.02%	0	0.00%	0	0.00%	0	0.00%	0	0.00%	1	0.02%	7	0.13%	0	0.00%	9	0.17%
CD3231-40Q	Unify™ CRT-D	20,973	20.48%	6	0.03%	0	0.00%	10	0.05%	6	0.03%	2	<0.01%	3	0.01%	62	0.30%	7	0.03%	96	0.46%
CD3231-40	Unify™ CRT-D	24,494	18.93%	7	0.03%	0	0.00%	5	0.02%	0	0.00%	3	0.01%	1	<0.01%	53	0.22%	13	0.05%	82	0.33%
CD3211-36Q	Promote™ + CRT-D	16,097	14.90%	6	0.04%	0	0.00%	7	0.04%	0	0.00%	16	0.10%	2	0.01%	4	0.02%	9	0.06%	44	0.27%
CD3211-36	Promote™ + CRT-D	21,011	12.84%	8	0.04%	0	0.00%	4	0.02%	0	0.00%	19	0.09%	2	<0.01%	2	<0.01%	9	0.04%	44	0.21%
3207-36	Promote™ RF CRT-D	25,838	27.10%	7	0.03%	3	0.01%	10	0.04%	1	<0.01%	17	0.07%	10	0.04%	7	0.03%	18	0.07%	73	0.28%
V-343	Atlas™ + HF CRT-D	19,292	25.08%	1	<0.01%	0	0.00%	4	0.02%	0	0.00%	1	<0.01%	1	<0.01%	11	0.06%	4	0.02%	22	0.11%

Definitions of malfunction categories can be found on [pages 5-6](#).

# Cardiac Resynchronization Therapy (CRT) Pacemakers



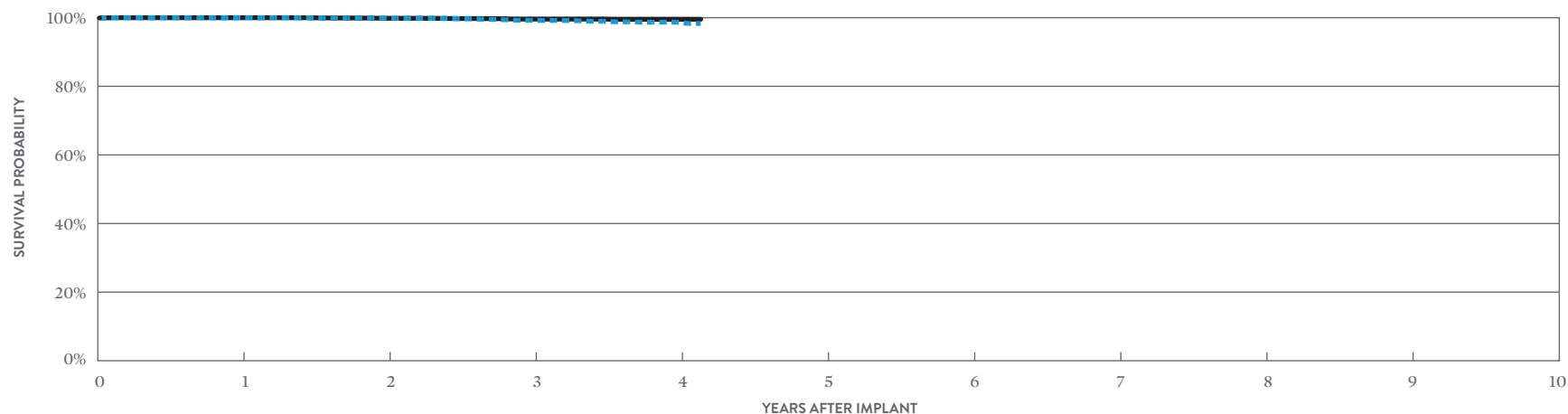
# Cardiac Resynchronization Therapy (CRT) Pacemakers

## Allure Quadra MP™ CRT-P

### MODEL PM3562

US Regulatory Approval	January 2019
Registered US Implants	30,943
Estimated Active US Implants	24,751
Estimated Longevity	8 Years
Normal Battery Depletion	20
Number of US Advisories (see pgs. 231, 234)	Two

	MALFUNCTIONS W/ COMPROMISED THERAPY		MALFUNCTIONS W/O COMPROMISED THERAPY	
	QTY	RATE	QTY	RATE
Electrical Component	0	0.00%	0	0.00%
Electrical Interconnect	0	0.00%	0	0.00%
Battery	0	0.00%	0	0.00%
Software/Firmware	0	0.00%	0	0.00%
Mechanical	0	0.00%	21	0.07%
Possible Early Battery Depletion	0	0.00%	0	0.00%
Other	0	0.00%	0	0.00%
<b>Total</b>	<b>0</b>	<b>0.00%</b>	<b>21</b>	<b>0.07%</b>



### INCLUDING NORMAL BATTERY DEPLETION

YEAR	1	2	3	4	AT 50 MONTHS
SURVIVAL PROBABILITY	99.99%	99.82%	99.22%	98.70%	98.31%
± 1 STANDARD ERROR	0.00%	0.03%	0.09%	0.15%	0.32%
SAMPLE SIZE	25,610	16,460	9,350	3,360	340

### EXCLUDING NORMAL BATTERY DEPLETION

YEAR	1	2	3	4	AT 50 MONTHS
SURVIVAL PROBABILITY	99.99%	99.82%	99.59%	99.53%	99.53%
± 1 STANDARD ERROR	0.00%	0.03%	0.06%	0.08%	0.08%

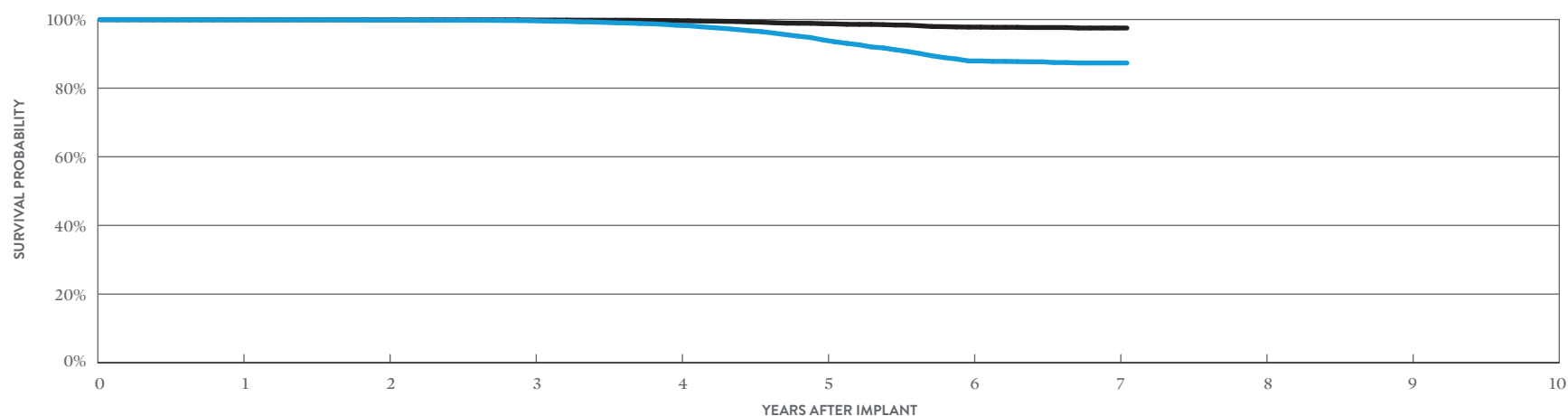
# Cardiac Resynchronization Therapy (CRT) Pacemakers

## Allure Quadra MP™ CRT-P

### MODEL PM3262

US Regulatory Approval	February 2016
Registered US Implants	19,958
Estimated Active US Implants	11,162
Estimated Longevity	8 Years
Normal Battery Depletion	386
Number of US Advisories (see pgs. 231, 234)	Two

	MALFUNCTIONS W/ COMPROMISED THERAPY		MALFUNCTIONS W/O COMPROMISED THERAPY	
	QTY	RATE	QTY	RATE
Electrical Component	0	0.00%	1	<0.01%
Electrical Interconnect	0	0.00%	0	0.00%
Battery	0	0.00%	0	0.00%
Software/Firmware	0	0.00%	4	0.02%
Mechanical	4	0.02%	82	0.41%
Possible Early Battery Depletion	0	0.00%	0	0.00%
Other	0	0.00%	1	<0.01%
<b>Total</b>	<b>4</b>	<b>0.02%</b>	<b>88</b>	<b>0.44%</b>



### INCLUDING NORMAL BATTERY DEPLETION

YEAR	1	2	3	4	5	6	7	AT 85 MONTHS
SURVIVAL PROBABILITY	99.93%	99.85%	99.65%	98.32%	94.08%	87.92%	87.33%	87.33%
± 1 STANDARD ERROR	0.02%	0.03%	0.04%	0.10%	0.20%	0.34%	0.38%	0.38%
SAMPLE SIZE	19,030	17,410	16,050	14,500	11,250	6,650	2,400	370

### EXCLUDING NORMAL BATTERY DEPLETION

YEAR	1	2	3	4	5	6	7	AT 85 MONTHS
SURVIVAL PROBABILITY	99.94%	99.90%	99.85%	99.65%	98.78%	97.78%	97.52%	97.52%
± 1 STANDARD ERROR	0.02%	0.02%	0.02%	0.04%	0.09%	0.16%	0.20%	0.20%

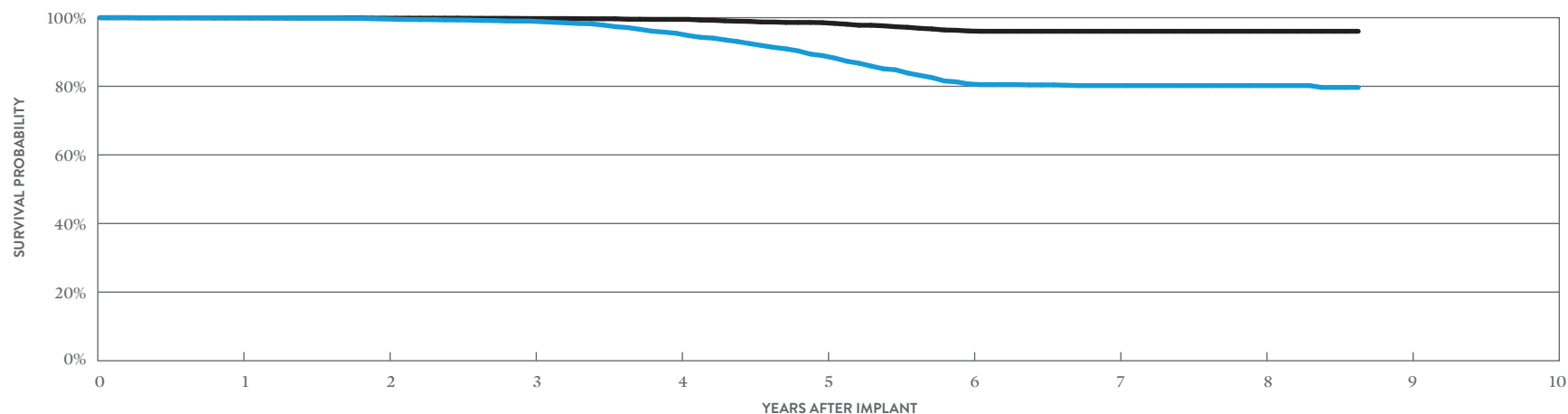
## Cardiac Resynchronization Therapy (CRT) Pacemakers

### Allure™ RF CRT-P

#### MODEL PM3222

US Regulatory Approval	March 2014
Registered US Implants	12,802
Estimated Active US Implants	7,136
Estimated Longevity	8 Years
Normal Battery Depletion	291
Number of US Advisories (see pgs. 231, 234)	Two

	MALFUNCTIONS W/ COMPROMISED THERAPY		MALFUNCTIONS W/O COMPROMISED THERAPY	
	QTY	RATE	QTY	RATE
Electrical Component	1	<0.01%	0	0.00%
Electrical Interconnect	0	0.00%	0	0.00%
Battery	0	0.00%	0	0.00%
Software/Firmware	0	0.00%	0	0.00%
Mechanical	0	0.00%	61	0.48%
Possible Early Battery Depletion	0	0.00%	0	0.00%
Other	0	0.00%	0	0.00%
<b>Total</b>	<b>1</b>	<b>&lt;0.01%</b>	<b>61</b>	<b>0.48%</b>



#### INCLUDING NORMAL BATTERY DEPLETION

YEAR	1	2	3	4	5	6	7	8	AT 104 MONTHS
SURVIVAL PROBABILITY	99.96%	99.63%	98.99%	95.45%	88.95%	80.67%	80.20%	80.20%	79.67%
± 1 STANDARD ERROR	0.02%	0.06%	0.11%	0.25%	0.43%	0.61%	0.63%	0.63%	0.73%
SAMPLE SIZE	11,420	9,120	7,380	5,780	4,260	2,900	1,790	900	200

#### EXCLUDING NORMAL BATTERY DEPLETION

YEAR	1	2	3	4	5	6	7	8	AT 104 MONTHS
SURVIVAL PROBABILITY	99.96%	99.86%	99.75%	99.50%	98.55%	96.12%	96.04%	96.04%	96.04%
± 1 STANDARD ERROR	0.02%	0.04%	0.05%	0.09%	0.17%	0.32%	0.33%	0.33%	0.33%

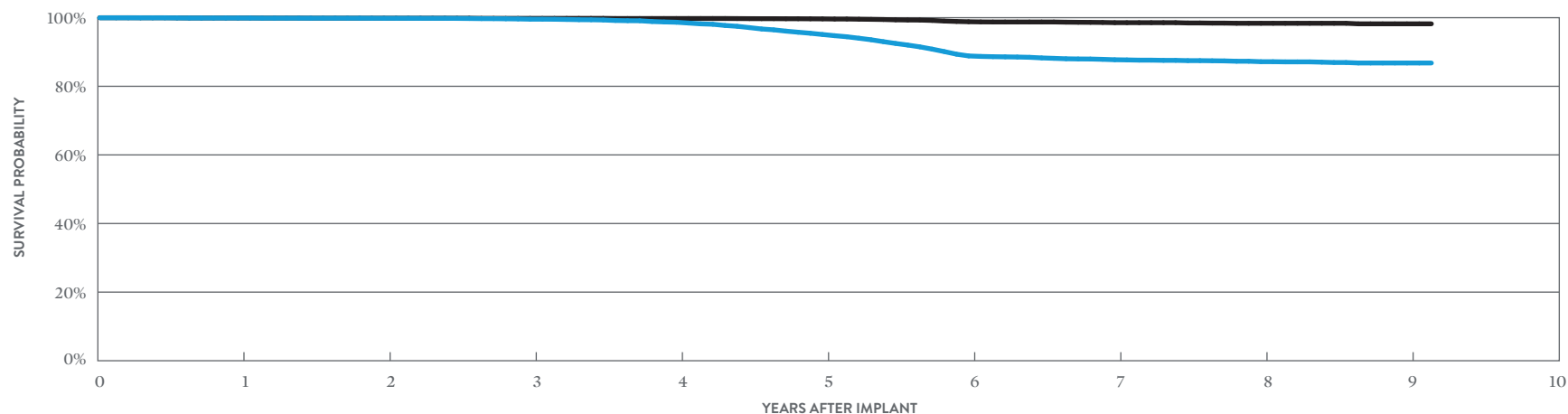
## Cardiac Resynchronization Therapy (CRT) Pacemakers

### Allure Quadra™ RF CRT-P

#### MODEL PM3242

US Regulatory Approval	March 2014
Registered US Implants	18,450
Estimated Active US Implants	7,479
Estimated Longevity	8 Years
Normal Battery Depletion	512
Number of US Advisories (see pgs. 231, 234)	Two

	MALFUNCTIONS W/ COMPROMISED THERAPY		MALFUNCTIONS W/O COMPROMISED THERAPY	
	QTY	RATE	QTY	RATE
Electrical Component	1	<0.01%	2	0.01%
Electrical Interconnect	0	0.00%	0	0.00%
Battery	0	0.00%	0	0.00%
Software/Firmware	0	0.00%	0	0.00%
Mechanical	2	0.01%	66	0.36%
Possible Early Battery Depletion	0	0.00%	0	0.00%
Other	0	0.00%	0	0.00%
<b>Total</b>	<b>3</b>	<b>0.02%</b>	<b>68</b>	<b>0.37%</b>



#### INCLUDING NORMAL BATTERY DEPLETION

YEAR	1	2	3	4	5	6	7	8	9	AT 110 MONTHS
<b>SURVIVAL PROBABILITY</b>	99.90%	99.82%	99.56%	98.67%	95.10%	88.85%	87.74%	87.17%	86.79%	86.79%
<b>± 1 STANDARD ERROR</b>	0.02%	0.03%	0.05%	0.10%	0.19%	0.29%	0.31%	0.32%	0.35%	0.35%
<b>SAMPLE SIZE</b>	17,330	15,470	14,130	12,920	11,670	10,280	8,540	5,460	1,870	230

#### EXCLUDING NORMAL BATTERY DEPLETION

YEAR	1	2	3	4	5	6	7	8	9	AT 110 MONTHS
<b>SURVIVAL PROBABILITY</b>	99.92%	99.86%	99.80%	99.76%	99.65%	98.82%	98.55%	98.37%	98.21%	98.21%
<b>± 1 STANDARD ERROR</b>	0.02%	0.03%	0.04%	0.04%	0.05%	0.10%	0.11%	0.13%	0.17%	0.17%

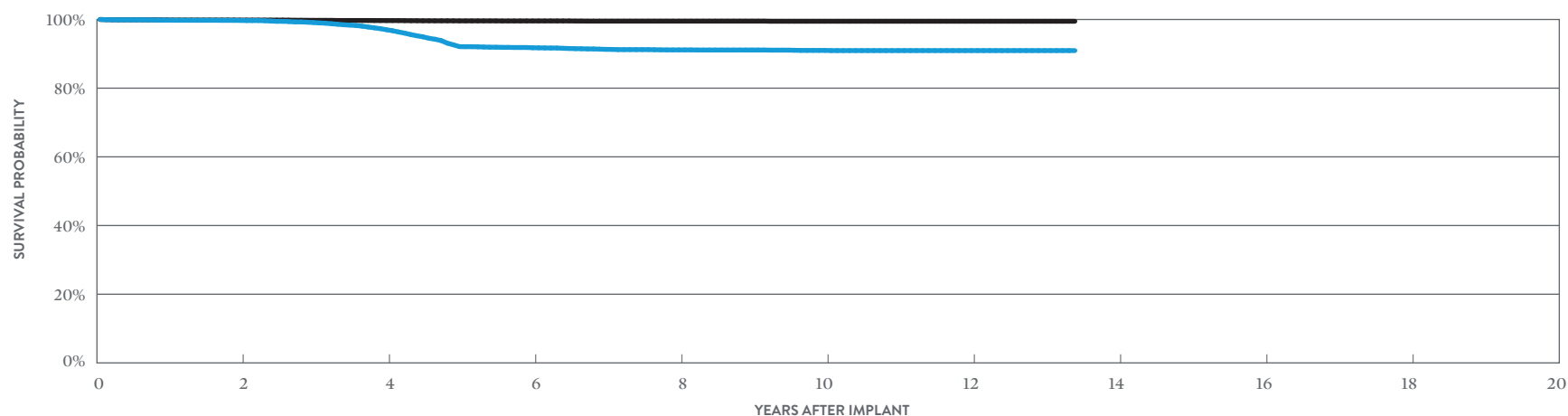
## Cardiac Resynchronization Therapy (CRT) Pacemakers

### Anthem™ RF CRT-P

#### MODEL PM3210

US Regulatory Approval	July 2009
Registered US Implants	20,647
Estimated Active US Implants	4,834
Estimated Longevity	8 Years
Normal Battery Depletion	404
Number of US Advisories (see pgs. 231, 234, 236)	Three

	MALFUNCTIONS W/ COMPROMISED THERAPY		MALFUNCTIONS W/O COMPROMISED THERAPY	
	QTY	RATE	QTY	RATE
Electrical Component	3	0.01%	3	0.01%
Electrical Interconnect	3	0.01%	1	<0.01%
Battery	0	0.00%	1	<0.01%
Software/Firmware	0	0.00%	7	0.03%
Mechanical	0	0.00%	0	0.00%
Possible Early Battery Depletion	1	<0.01%	3	0.01%
Other	0	0.00%	9	0.04%
<b>Total</b>	<b>7</b>	<b>0.03%</b>	<b>24</b>	<b>0.12%</b>



#### INCLUDING NORMAL BATTERY DEPLETION

YEAR	2	4	6	8	10	12	AT 161 MONTHS
SURVIVAL PROBABILITY	99.72%	97.02%	91.76%	91.14%	90.99%	90.94%	90.94%
± 1 STANDARD ERROR	0.04%	0.14%	0.25%	0.26%	0.27%	0.27%	0.27%
SAMPLE SIZE	16,260	12,680	9,710	7,130	4,540	1,710	220

#### EXCLUDING NORMAL BATTERY DEPLETION

YEAR	2	4	6	8	10	12	AT 161 MONTHS
SURVIVAL PROBABILITY	99.83%	99.68%	99.57%	99.52%	99.48%	99.48%	99.48%
± 1 STANDARD ERROR	0.03%	0.04%	0.06%	0.06%	0.07%	0.07%	0.07%

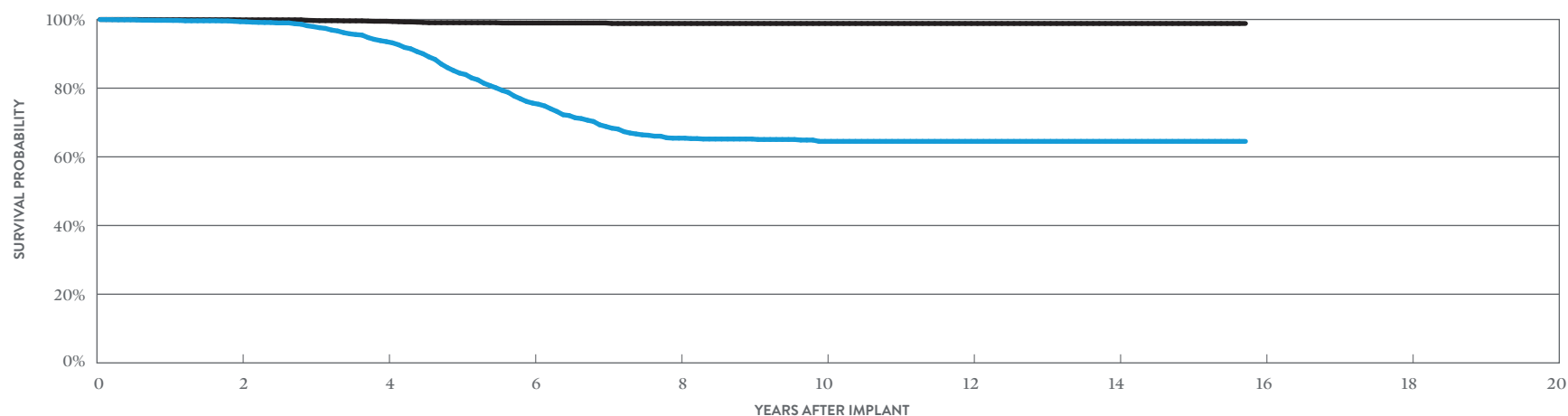
# Cardiac Resynchronization Therapy (CRT) Pacemakers

## Frontier™ II CRT-P

### MODEL 5586

US Regulatory Approval	August 2004
Registered US Implants	6,911
Estimated Active US Implants	699
Estimated Longevity	6.5 Years
Normal Battery Depletion	381
Number of US Advisories	None

	MALFUNCTIONS W/ COMPROMISED THERAPY		MALFUNCTIONS W/O COMPROMISED THERAPY	
	QTY	RATE	QTY	RATE
Electrical Component	0	0.00%	7	0.10%
Electrical Interconnect	0	0.00%	0	0.00%
Battery	0	0.00%	0	0.00%
Software/Firmware	0	0.00%	0	0.00%
Mechanical	0	0.00%	0	0.00%
Possible Early Battery Depletion	0	0.00%	7	0.10%
Other	1	0.01%	3	0.04%
<b>Total</b>	<b>1</b>	<b>0.01%</b>	<b>17</b>	<b>0.25%</b>



#### INCLUDING NORMAL BATTERY DEPLETION

YEAR	2	4	6	8	10	12	14	AT 189 MONTHS
SURVIVAL PROBABILITY	99.36%	93.55%	75.64%	65.44%	64.51%	64.51%	64.51%	64.51%
± 1 STANDARD ERROR	0.10%	0.39%	0.78%	0.94%	0.96%	0.96%	0.96%	0.96%
SAMPLE SIZE	4,980	3,460	2,150	1,240	880	770	650	210

#### EXCLUDING NORMAL BATTERY DEPLETION

YEAR	2	4	6	8	10	12	14	AT 189 MONTHS
SURVIVAL PROBABILITY	99.89%	99.48%	98.97%	98.83%	98.83%	98.83%	98.83%	98.83%
± 1 STANDARD ERROR	0.03%	0.12%	0.18%	0.20%	0.20%	0.20%	0.20%	0.20%

SUMMARY INFORMATION

Cardiac Resynchronization  
Therapy (CRT) Pacemakers

## Cardiac Resynchronization Therapy (CRT) Pacemakers

### Survival Probability Summary

#### INCLUDING NORMAL BATTERY DEPLETION

MODELS	FAMILY	1 YEAR	2 YEAR	3 YEAR	4 YEAR	5 YEAR	6 YEAR	7 YEAR	8 YEAR	9 YEAR	10 YEAR
PM3562	Allure Quadra MP <sup>™</sup> CRT-P	99.99%	99.82%	99.22%	98.70%						
PM3262	Allure Quadra MP <sup>™</sup> CRT-P	99.93%	99.85%	99.65%	98.32%	94.08%	87.92%	87.33%			
PM3222	Allure <sup>™</sup> RF CRT-P	99.96%	99.63%	98.99%	95.45%	88.95%	80.67%	80.20%	80.20%		
PM3242	Allure Quadra <sup>™</sup> RF CRT-P	99.90%	99.82%	99.56%	98.67%	95.10%	88.85%	87.74%	87.17%	86.79%	
PM3210	Anthem <sup>™</sup> RF CRT-P	99.81%	99.72%	99.11%	97.02%	92.09%	91.76%	91.30%	91.14%	91.11%	90.99%
5586	Frontier <sup>™</sup> II CRT-P	99.75%	99.36%	97.92%	93.55%	84.38%	75.64%	68.85%	65.44%	65.19%	64.51%

#### EXCLUDING NORMAL BATTERY DEPLETION

MODELS	FAMILY	1 YEAR	2 YEAR	3 YEAR	4 YEAR	5 YEAR	6 YEAR	7 YEAR	8 YEAR	9 YEAR	10 YEAR
PM3562	Allure Quadra MP <sup>™</sup> CRT-P	99.99%	99.82%	99.59%	99.53%						
PM3262	Allure Quadra MP <sup>™</sup> CRT-P	99.94%	99.90%	99.85%	99.65%	98.78%	97.78%	97.52%			
PM3222	Allure <sup>™</sup> RF CRT-P	99.96%	99.86%	99.75%	99.50%	98.55%	96.12%	96.04%	96.04%		
PM3242	Allure Quadra <sup>™</sup> RF CRT-P	99.92%	99.86%	99.80%	99.76%	99.65%	98.82%	98.55%	98.37%	98.21%	
PM3210	Anthem <sup>™</sup> RF CRT-P	99.87%	99.83%	99.75%	99.68%	99.59%	99.57%	99.52%	99.52%	99.52%	99.48%
5586	Frontier <sup>™</sup> II CRT-P	99.93%	99.89%	99.71%	99.48%	99.06%	98.97%	98.97%	98.83%	98.83%	98.83%



## Cardiac Resynchronization Therapy (CRT) Pacemakers

### US Malfunction Summary

#### WITH COMPROMISED THERAPY

MODELS	FAMILY	REGISTERED US IMPLANTS	PERCENT RETURNED FOR ANALYSIS	ELECTRICAL COMPONENT		ELECTRICAL INTERCONNECT		BATTERY		SOFTWARE/FIRMWARE		MECHANICAL		POSSIBLE EARLY BATTERY DEPLETION		OTHER		TOTAL			
				QTY	RATE	QTY	RATE	QTY	RATE	QTY	RATE	QTY	RATE	QTY	RATE	QTY	RATE	QTY	RATE	QTY	RATE
PM3562	Allure Quadra MP <sup>™</sup> CRT-P	30,943	2.10%	0	0.00%	0	0.00%	0	0.00%	0	0.00%	0	0.00%	0	0.00%	0	0.00%	0	0.00%	0	0.00%
PM3262	Allure Quadra MP <sup>™</sup> CRT-P	19,958	7.80%	0	0.00%	0	0.00%	0	0.00%	0	0.00%	4	0.02%	0	0.00%	0	0.00%	0	0.00%	4	0.02%
PM3222	Allure <sup>™</sup> RF CRT-P	12,802	7.90%	1	<0.01%	0	0.00%	0	0.00%	0	0.00%	0	0.00%	0	0.00%	0	0.00%	0	0.00%	1	<0.01%
PM3242	Allure Quadra <sup>™</sup> RF CRT-P	18,450	10.20%	1	<0.01%	0	0.00%	0	0.00%	0	0.00%	2	0.01%	0	0.00%	0	0.00%	0	0.00%	3	0.02%
PM3210	Anthem <sup>™</sup> RF CRT-P	20,647	19.60%	3	0.01%	3	0.01%	0	0.00%	0	0.00%	0	0.00%	1	<0.01%	0	0.00%	0	0.00%	7	0.03%
5586	Frontier <sup>™</sup> II CRT-P	6,911	20.00%	0	0.00%	0	0.00%	0	0.00%	0	0.00%	0	0.00%	0	0.00%	1	0.01%	1	0.01%	1	0.01%

#### WITHOUT COMPROMISED THERAPY

MODELS	FAMILY	REGISTERED US IMPLANTS	PERCENT RETURNED FOR ANALYSIS	ELECTRICAL COMPONENT		ELECTRICAL INTERCONNECT		BATTERY		SOFTWARE/FIRMWARE		MECHANICAL		POSSIBLE EARLY BATTERY DEPLETION		OTHER		TOTAL			
				QTY	RATE	QTY	RATE	QTY	RATE	QTY	RATE	QTY	RATE	QTY	RATE	QTY	RATE	QTY	RATE	QTY	RATE
PM3562	Allure Quadra MP <sup>™</sup> CRT-P	30,943	2.10%	0	0.00%	0	0.00%	0	0.00%	0	0.00%	21	0.07%	0	0.00%	0	0.00%	0	0.00%	21	0.07%
PM3262	Allure Quadra MP <sup>™</sup> CRT-P	19,958	7.80%	1	<0.01%	0	0.00%	0	0.00%	4	0.02%	82	0.41%	0	0.00%	1	<0.01%	88	0.44%		
PM3222	Allure <sup>™</sup> RF CRT-P	12,802	7.90%	0	0.00%	0	0.00%	0	0.00%	0	0.00%	61	0.48%	0	0.00%	0	0.00%	61	0.48%		
PM3242	Allure Quadra <sup>™</sup> RF CRT-P	18,450	10.20%	2	0.01%	0	0.00%	0	0.00%	0	0.00%	66	0.36%	0	0.00%	0	0.00%	68	0.37%		
PM3210	Anthem <sup>™</sup> RF CRT-P	20,647	19.60%	3	0.01%	1	<0.01%	1	<0.01%	7	0.03%	0	0.00%	3	0.01%	9	0.04%	24	0.12%		
5586	Frontier <sup>™</sup> II CRT-P	6,911	20.00%	7	0.10%	0	0.00%	0	0.00%	0	0.00%	0	0.00%	7	0.10%	3	0.04%	17	0.25%		

Definitions of malfunction categories can be found on [pages 5-6](#).

## Cardiac Resynchronization Therapy (CRT) Pacemakers

### Worldwide Malfunction Summary

#### WITH COMPROMISED THERAPY

MODELS	FAMILY	WORLDWIDE SALES	PERCENT RETURNED FOR ANALYSIS	ELECTRICAL COMPONENT		ELECTRICAL INTERCONNECT		BATTERY		SOFTWARE/FIRMWARE		MECHANICAL		POSSIBLE EARLY BATTERY DEPLETION		OTHER		TOTAL	
				QTY	RATE	QTY	RATE	QTY	RATE	QTY	RATE	QTY	RATE	QTY	RATE	QTY	RATE	QTY	RATE
PM3562	Allure Quadra MP <sup>™</sup> CRT-P	71,608	1.00%	1	<0.01%	0	0.00%	0	0.00%	0	0.00%	0	0.00%	0	0.00%	0	0.00%	1	<0.01%
PM3262	Allure Quadra MP <sup>™</sup> CRT-P	36,534	4.30%	0	0.00%	0	0.00%	0	0.00%	0	0.00%	4	0.01%	1	<0.01%	0	0.00%	5	0.01%
PM3222	Allure <sup>™</sup> RF CRT-P	42,934	2.45%	1	<0.01%	1	<0.01%	0	0.00%	0	0.00%	1	<0.01%	0	0.00%	0	0.00%	3	<0.01%
PM3242	Allure Quadra <sup>™</sup> RF CRT-P	37,449	5.21%	1	<0.01%	0	0.00%	0	0.00%	0	0.00%	3	<0.01%	0	0.00%	0	0.00%	4	0.01%
PM3210	Anthem <sup>™</sup> RF CRT-P	21,093	18.72%	3	0.01%	3	0.01%	0	0.00%	0	0.00%	0	0.00%	1	<0.01%	0	0.00%	7	0.03%

#### WITHOUT COMPROMISED THERAPY

MODELS	FAMILY	WORLDWIDE SALES	PERCENT RETURNED FOR ANALYSIS	ELECTRICAL COMPONENT		ELECTRICAL INTERCONNECT		BATTERY		SOFTWARE/FIRMWARE		MECHANICAL		POSSIBLE EARLY BATTERY DEPLETION		OTHER		TOTAL	
				QTY	RATE	QTY	RATE	QTY	RATE	QTY	RATE	QTY	RATE	QTY	RATE	QTY	RATE	QTY	RATE
PM3562	Allure Quadra MP <sup>™</sup> CRT-P	71,608	1.00%	2	<0.01%	0	0.00%	0	0.00%	0	0.00%	21	0.03%	0	0.00%	2	<0.01%	25	0.03%
PM3262	Allure Quadra MP <sup>™</sup> CRT-P	36,534	4.30%	0	0.00%	0	0.00%	0	0.00%	4	0.01%	78	0.21%	0	0.00%	1	<0.01%	83	0.23%
PM3222	Allure <sup>™</sup> RF CRT-P	42,934	2.45%	1	<0.01%	0	0.00%	0	0.00%	0	0.00%	61	0.14%	0	0.00%	2	<0.01%	64	0.15%
PM3242	Allure Quadra <sup>™</sup> RF CRT-P	37,449	5.21%	3	<0.01%	0	0.00%	0	0.00%	0	0.00%	72	0.19%	1	<0.01%	1	<0.01%	77	0.21%
PM3210	Anthem <sup>™</sup> RF CRT-P	21,093	18.72%	3	0.01%	1	<0.01%	1	<0.01%	7	0.03%	0	0.00%	3	0.01%	9	0.04%	24	0.11%

Definitions of malfunction categories can be found on [pages 5-6](#).



## Left-Heart Leads

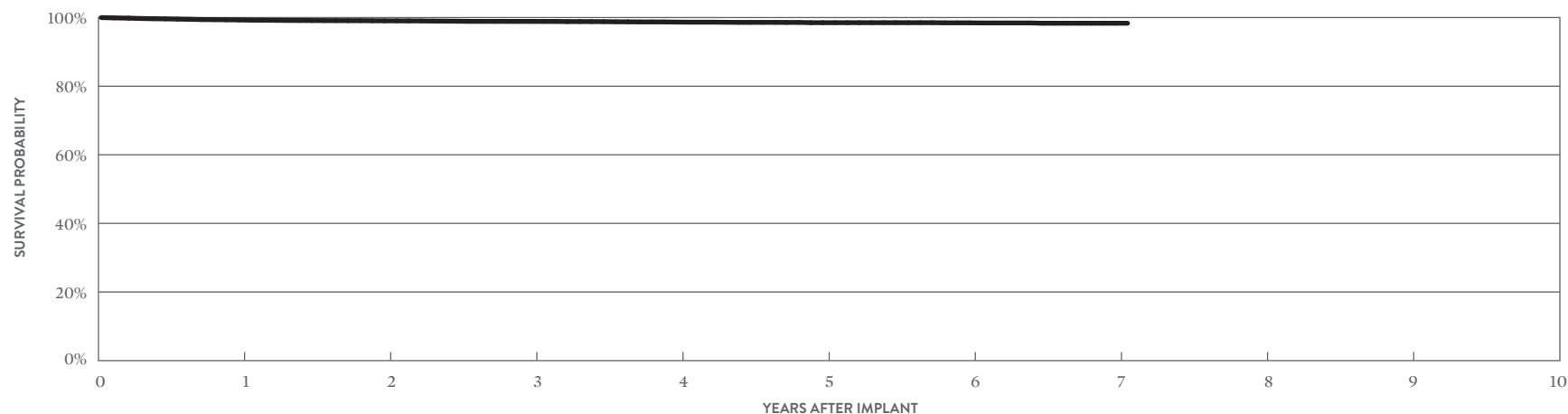
### Quartet™

#### MODEL 1458QL

US Regulatory Approval	October 2015
Registered US Implants	19,625
Estimated Active US Implants	13,273
Insulation	Optim*
Type and/or Fixation	S-Curve
Polarity	Quadpolar
Steroid	Yes
Number of US Advisories	None

	ACUTE OBSERVATIONS (POST IMPLANT, ≤30 DAYS)		CHRONIC COMPLICATIONS (>30 DAYS)	
	QTY	RATE	QTY	RATE
Cardiac Perforation	1	<0.01%	1	<0.01%
Conductor Fracture	0	0.00%	3	0.02%
Lead Dislodgement	36	0.18%	130	0.66%
Failure to Capture	22	0.11%	59	0.30%
Oversensing	0	0.00%	1	<0.01%
Failure to Sense	0	0.00%	0	0.00%
Insulation Breach	2	0.01%	2	0.01%
Abnormal Pacing Impedance	5	0.03%	17	0.09%
Extracardiac Stimulation	30	0.15%	39	0.20%
Other	6	0.03%	7	0.04%
<b>Total</b>	<b>102</b>	<b>0.52%</b>	<b>259</b>	<b>1.32%</b>
<b>Total Returned for Analysis</b>	<b>23</b>		<b>75</b>	

MALFUNCTIONS	QTY	RATE
Conductor Fracture	0	0.00%
Clavicular Crush	0	0.00%
In the Pocket	0	0.00%
Intravascular	0	0.00%
Insulation Breach	1	<0.01%
Lead-to-Can Contact	1	<0.01%
Lead-to-Lead Contact	0	0.00%
Clavicular Crush	0	0.00%
Externalized Conductors	0	0.00%
Other	0	0.00%
Crimps, Welds & Bonds	0	0.00%
Other	0	0.00%
Extrinsic Factors	69	0.35%
<b>Total</b>	<b>70</b>	<b>0.36%</b>



YEAR	1	2	3	4	5	6	7	AT 85 MONTHS
SURVIVAL PROBABILITY	99.31%	99.05%	98.88%	98.68%	98.51%	98.47%	98.35%	98.35%
± 1 STANDARD ERROR	0.06%	0.08%	0.09%	0.10%	0.11%	0.12%	0.15%	0.15%
SAMPLE SIZE	17,480	13,780	10,800	8,060	5,540	3,310	1,260	220

\*Optim™ lead insulation is a copolymer of silicone and polyurethane.

## Left-Heart Leads

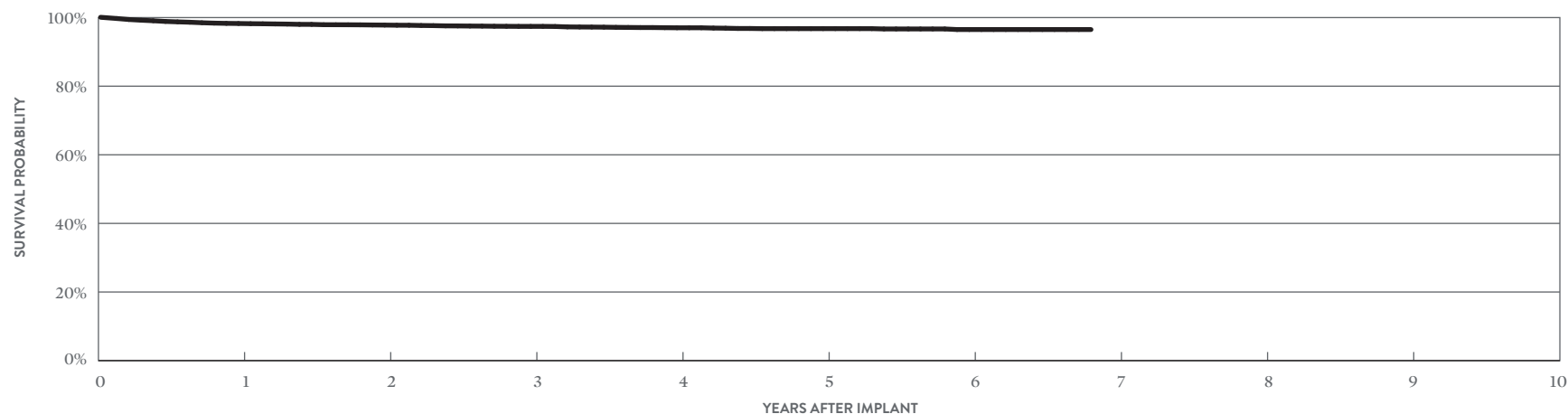
### Quartet™

#### MODEL 1457Q

US Regulatory Approval	March 2017
Registered US Implants	11,936
Estimated Active US Implants	8,035
Insulation	Optim™*
Type and/or Fixation	S-Curve
Polarity	Quadpolar
Steroid	Yes
Number of US Advisories	None

	ACUTE OBSERVATIONS (POST IMPLANT, ≤30 DAYS)		CHRONIC COMPLICATIONS (>30 DAYS)	
	QTY	RATE	QTY	RATE
Cardiac Perforation	0	0.00%	0	0.00%
Conductor Fracture	1	<0.01%	0	0.00%
Lead Dislodgement	61	0.51%	184	1.54%
Failure to Capture	13	0.11%	50	0.42%
Oversensing	1	<0.01%	2	0.02%
Failure to Sense	0	0.00%	0	0.00%
Insulation Breach	0	0.00%	2	0.02%
Abnormal Pacing Impedance	0	0.00%	5	0.04%
Extracardiac Stimulation	16	0.13%	17	0.14%
Other	7	0.06%	6	0.05%
<b>Total</b>	<b>99</b>	<b>0.83%</b>	<b>266</b>	<b>2.23%</b>
<b>Total Returned for Analysis</b>	<b>28</b>		<b>112</b>	

MALFUNCTIONS	QTY	RATE
Conductor Fracture	0	0.00%
Clavicular Crush	0	0.00%
In the Pocket	0	0.00%
Intravascular	0	0.00%
Insulation Breach	0	0.00%
Lead-to-Can Contact	0	0.00%
Lead-to-Lead Contact	0	0.00%
Clavicular Crush	0	0.00%
Externalized Conductors	0	0.00%
Other	0	0.00%
Crimps, Welds & Bonds	0	0.00%
Other	0	0.00%
Extrinsic Factors	114	0.96%
<b>Total</b>	<b>114</b>	<b>0.96%</b>



YEAR	1	2	3	4	5	6	AT 82 MONTHS
<b>SURVIVAL PROBABILITY</b>	98.27%	97.81%	97.43%	97.02%	96.77%	96.51%	96.51%
<b>± 1 STANDARD ERROR</b>	0.13%	0.15%	0.17%	0.20%	0.23%	0.29%	0.29%
<b>SAMPLE SIZE</b>	10,190	7,330	5,280	3,570	2,170	1,000	210

\*Optim™ lead insulation is a copolymer of silicone and polyurethane.

## Left-Heart Leads

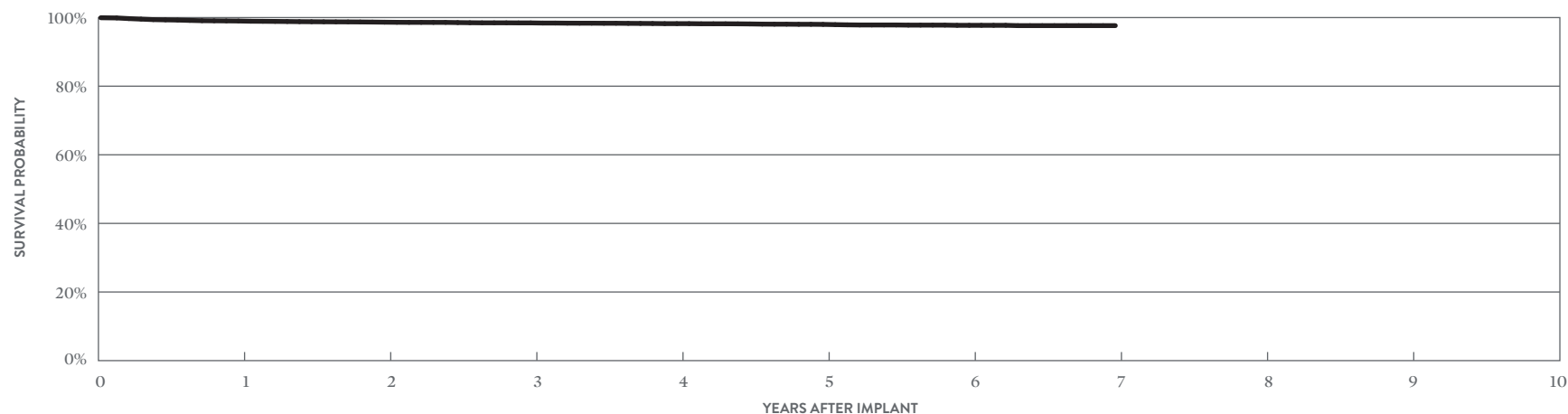
### Quartet™

#### MODEL 1456Q

US Regulatory Approval	October 2015
Registered US Implants	15,987
Estimated Active US Implants	10,867
Insulation	Optim*
Type and/or Fixation	S-Curve
Polarity	Quadpolar
Steroid	Yes
Number of US Advisories	None

	ACUTE OBSERVATIONS (POST IMPLANT, ≤30 DAYS)		CHRONIC COMPLICATIONS (>30 DAYS)	
	QTY	RATE	QTY	RATE
Cardiac Perforation	2	0.01%	1	<0.01%
Conductor Fracture	2	0.01%	1	<0.01%
Lead Dislodgement	47	0.29%	159	0.99%
Failure to Capture	15	0.09%	62	0.39%
Oversensing	1	<0.01%	2	0.01%
Failure to Sense	0	0.00%	0	0.00%
Insulation Breach	1	<0.01%	0	0.00%
Abnormal Pacing Impedance	4	0.03%	3	0.02%
Extracardiac Stimulation	17	0.11%	22	0.14%
Other	6	0.04%	4	0.03%
<b>Total</b>	<b>95</b>	<b>0.59%</b>	<b>254</b>	<b>1.59%</b>
<b>Total Returned for Analysis</b>	<b>28</b>		<b>111</b>	

MALFUNCTIONS	QTY	RATE
Conductor Fracture	0	0.00%
Clavicular Crush	0	0.00%
In the Pocket	0	0.00%
Intravascular	0	0.00%
Insulation Breach	2	0.01%
Lead-to-Can Contact	2	0.01%
Lead-to-Lead Contact	0	0.00%
Clavicular Crush	0	0.00%
Externalized Conductors	0	0.00%
Other	0	0.00%
Crimps, Welds & Bonds	0	0.00%
Other	5	0.03%
Extrinsic Factors	107	0.67%
<b>Total</b>	<b>114</b>	<b>0.71%</b>



YEAR	1	2	3	4	5	6	7
SURVIVAL PROBABILITY	99.00%	98.65%	98.45%	98.23%	98.01%	97.74%	97.65%
± 1 STANDARD ERROR	0.08%	0.10%	0.11%	0.13%	0.14%	0.18%	0.20%
SAMPLE SIZE	13,980	10,560	8,010	5,900	4,030	2,330	240

\*Optim™ lead insulation is a copolymer of silicone and polyurethane.

## Left-Heart Leads

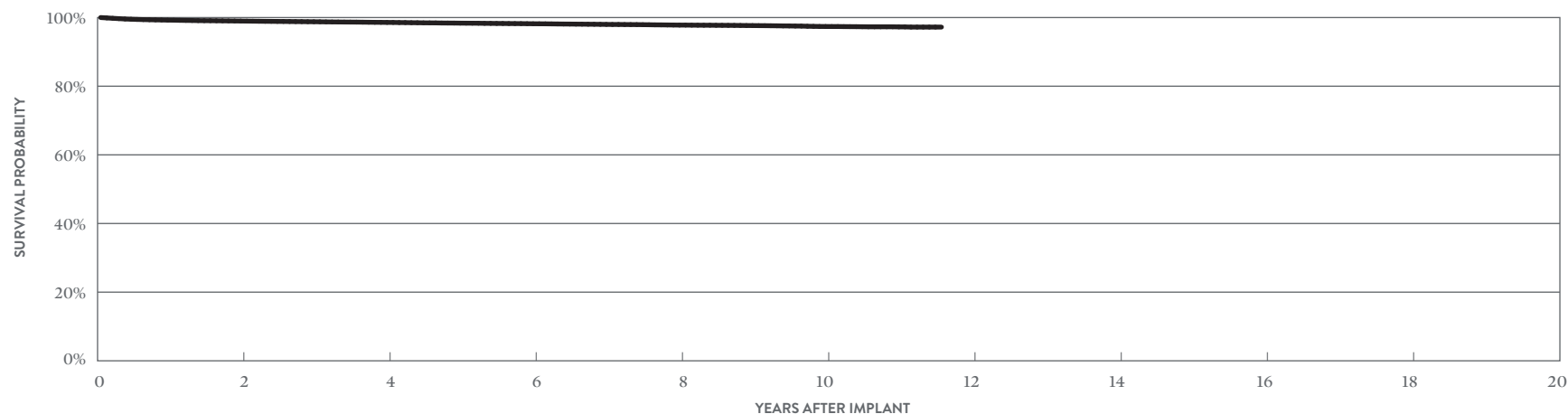
### Quartet™

#### MODEL 1458Q

US Regulatory Approval	November 2011
Registered US Implants	194,345
Estimated Active US Implants	102,716
Insulation	Optim™*
Type and/or Fixation	S-Curve
Polarity	Quadpolar
Steroid	Yes
Number of US Advisories	None

	ACUTE OBSERVATIONS (POST IMPLANT, ≤30 DAYS)		CHRONIC COMPLICATIONS (>30 DAYS)	
	QTY	RATE	QTY	RATE
Cardiac Perforation	7	<0.01%	5	<0.01%
Conductor Fracture	0	0.00%	49	0.03%
Lead Dislodgement	337	0.17%	1572	0.81%
Failure to Capture	147	0.08%	864	0.44%
Oversensing	4	<0.01%	37	0.02%
Failure to Sense	0	0.00%	2	<0.01%
Insulation Breach	2	<0.01%	23	0.01%
Abnormal Pacing Impedance	7	<0.01%	183	0.09%
Extracardiac Stimulation	126	0.06%	268	0.14%
Other	123	0.06%	90	0.05%
<b>Total</b>	<b>753</b>	<b>0.39%</b>	<b>3093</b>	<b>1.59%</b>
<b>Total Returned for Analysis</b>	<b>269</b>		<b>1041</b>	

MALFUNCTIONS	QTY	RATE
Conductor Fracture	14	<0.01%
Clavicular Crush	2	<0.01%
In the Pocket	4	<0.01%
Intravascular	8	<0.01%
Insulation Breach	10	<0.01%
Lead-to-Can Contact	4	<0.01%
Lead-to-Lead Contact	4	<0.01%
Clavicular Crush	0	0.00%
Externalized Conductors	0	0.00%
Other	2	<0.01%
Crimps, Welds & Bonds	0	0.00%
Other	15	<0.01%
Extrinsic Factors	1003	0.52%
<b>Total</b>	<b>1043</b>	<b>0.54%</b>



YEAR	2	4	6	8	10	AT 139 MONTHS
SURVIVAL PROBABILITY	98.98%	98.58%	98.19%	97.80%	97.39%	97.22%
± 1 STANDARD ERROR	0.02%	0.03%	0.04%	0.05%	0.07%	0.10%
SAMPLE SIZE	147,250	108,500	77,840	46,180	15,410	220

\*Optim™ lead insulation is a copolymer of silicone and polyurethane.

## Left-Heart Leads

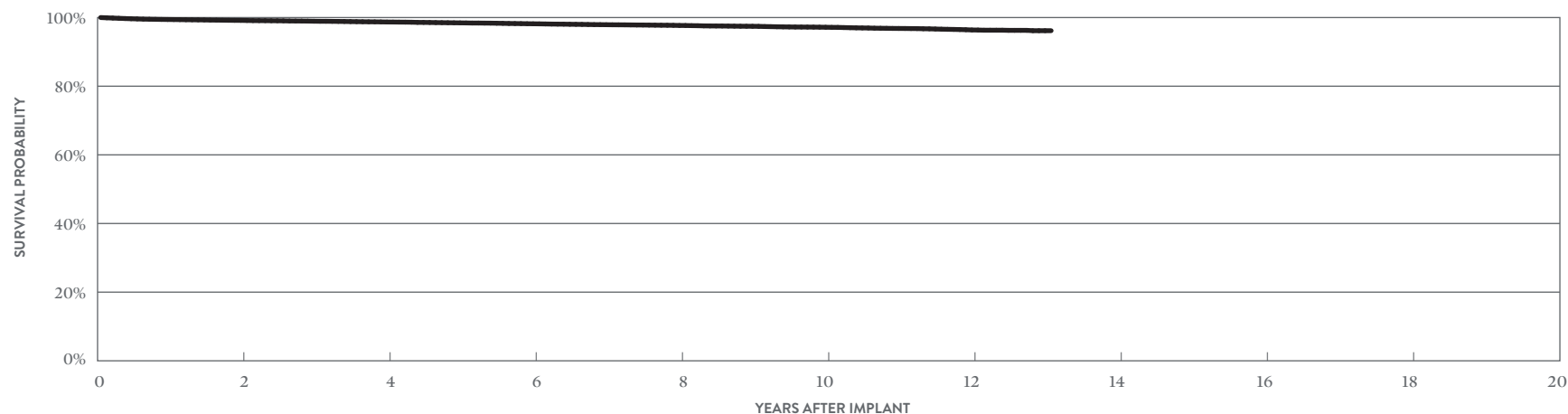
### QuickFlex™ μ

#### MODEL 1258T

US Regulatory Approval	May 2010
Registered US Implants	51,216
Estimated Active US Implants	19,600
Insulation	Optim™*
Type and/or Fixation	S-Curve
Polarity	Bipolar
Steroid	Yes
Number of US Advisories	None

	ACUTE OBSERVATIONS (POST IMPLANT, ≤30 DAYS)		CHRONIC COMPLICATIONS (>30 DAYS)	
	QTY	RATE	QTY	RATE
Cardiac Perforation	0	0.00%	1	<0.01%
Conductor Fracture	0	0.00%	51	0.10%
Lead Dislodgement	67	0.13%	313	0.61%
Failure to Capture	30	0.06%	457	0.89%
Oversensing	0	0.00%	32	0.06%
Failure to Sense	1	<0.01%	3	<0.01%
Insulation Breach	0	0.00%	21	0.04%
Abnormal Pacing Impedance	5	<0.01%	108	0.21%
Extracardiac Stimulation	40	0.08%	170	0.33%
Other	16	0.03%	25	0.05%
<b>Total</b>	<b>159</b>	<b>0.31%</b>	<b>1181</b>	<b>2.31%</b>
<b>Total Returned for Analysis</b>	<b>71</b>		<b>298</b>	

MALFUNCTIONS	QTY	RATE
Conductor Fracture	11	0.02%
Clavicular Crush	3	<0.01%
In the Pocket	3	<0.01%
Intravascular	5	<0.01%
Insulation Breach	8	0.02%
Lead-to-Can Contact	2	<0.01%
Lead-to-Lead Contact	5	<0.01%
Clavicular Crush	0	0.00%
Externalized Conductors	0	0.00%
Other	1	<0.01%
Crimps, Welds & Bonds	0	0.00%
Other	1	<0.01%
Extrinsic Factors	298	0.58%
<b>Total</b>	<b>318</b>	<b>0.62%</b>



YEAR	2	4	6	8	10	12	AT 157 MONTHS
SURVIVAL PROBABILITY	99.17%	98.70%	98.18%	97.69%	97.17%	96.38%	96.17%
± 1 STANDARD ERROR	0.04%	0.06%	0.07%	0.08%	0.10%	0.13%	0.18%
SAMPLE SIZE	41,040	33,330	27,580	22,740	16,140	7,340	280

\*Optim™ lead insulation is a copolymer of silicone and polyurethane.



## Left-Heart Leads

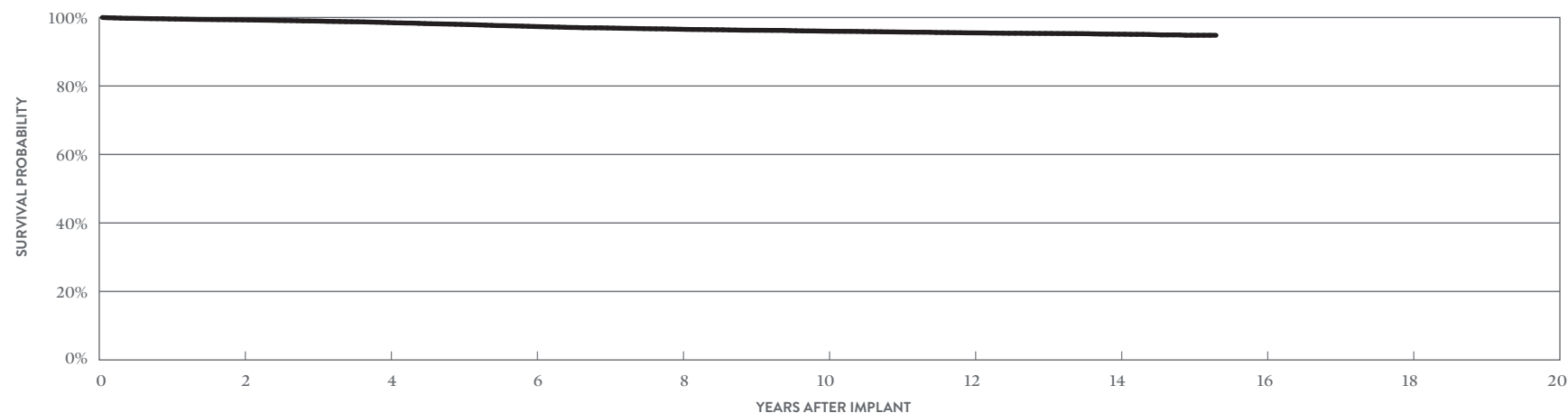
### QuickFlex™

#### MODEL 1156T

US Regulatory Approval	July 2007
Registered US Implants	28,631
Estimated Active US Implants	7,945
Insulation	Polyurethane/Silicone
Type and/or Fixation	S-Curve
Polarity	Bipolar
Steroid	Yes
Number of US Advisories (see pg. 238)	One

	ACUTE OBSERVATIONS (POST IMPLANT, ≤30 DAYS)		CHRONIC COMPLICATIONS (>30 DAYS)	
	QTY	RATE	QTY	RATE
Cardiac Perforation	0	0.00%	1	<0.01%
Conductor Fracture	0	0.00%	10	0.03%
Lead Dislodgement	11	0.04%	148	0.52%
Failure to Capture	5	0.02%	258	0.90%
Oversensing	0	0.00%	20	0.07%
Failure to Sense	0	0.00%	0	0.00%
Insulation Breach	0	0.00%	54	0.19%
Abnormal Pacing Impedance	1	<0.01%	71	0.25%
Extracardiac Stimulation	14	0.05%	96	0.34%
Other	9	0.03%	13	0.05%
<b>Total</b>	<b>40</b>	<b>0.14%</b>	<b>671</b>	<b>2.34%</b>
<b>Total Returned for Analysis</b>	<b>14</b>		<b>178</b>	

MALFUNCTIONS	QTY	RATE
Conductor Fracture	7	0.02%
Clavicular Crush	0	0.00%
In the Pocket	0	0.00%
Intravascular	7	0.02%
Insulation Breach	102	0.36%
Lead-to-Can Contact	0	0.00%
Lead-to-Lead Contact	5	0.02%
Clavicular Crush	0	0.00%
Externalized Conductors	15	0.05%
Other	82	0.29%
Crimps, Welds & Bonds	0	0.00%
Other	0	0.00%
Extrinsic Factors	157	0.55%
<b>Total</b>	<b>266</b>	<b>0.93%</b>



YEAR	2	4	6	8	10	12	14	AT 184 MONTHS
SURVIVAL PROBABILITY	99.31%	98.52%	97.37%	96.57%	96.00%	95.51%	95.12%	94.81%
± 1 STANDARD ERROR	0.05%	0.08%	0.12%	0.14%	0.16%	0.17%	0.19%	0.24%
SAMPLE SIZE	22,080	17,280	13,920	11,670	10,250	8,710	4,460	270

## Left-Heart Leads

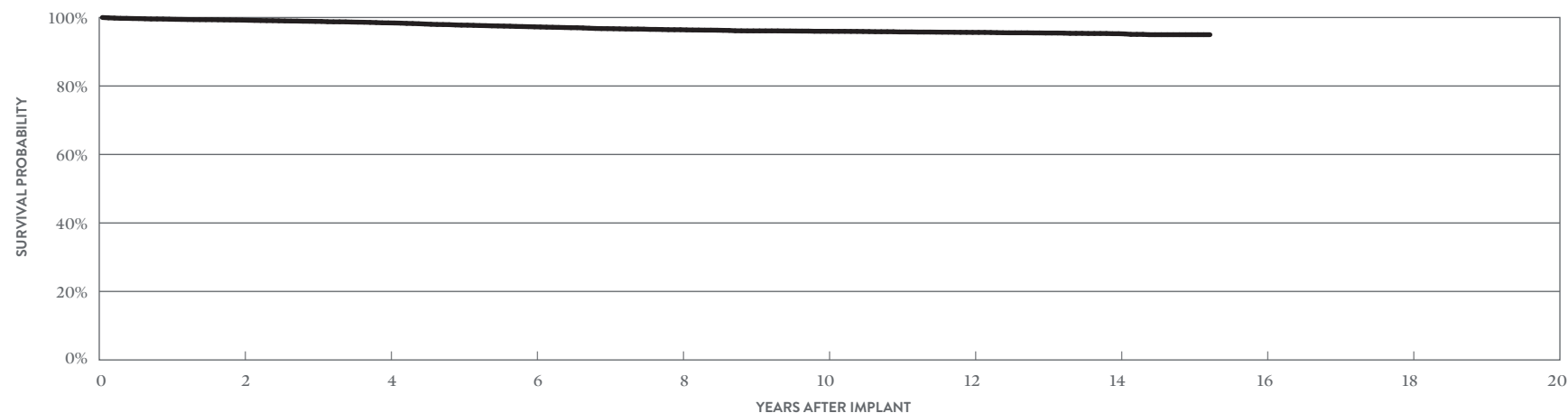
### QuickFlex™ XL

#### MODEL 1158T

US Regulatory Approval	July 2007
Registered US Implants	15,884
Estimated Active US Implants	4,552
Insulation	Polyurethane/Silicone
Type and/or Fixation	S-Curve
Polarity	Bipolar
Steroid	Yes
Number of US Advisories (see pg. 238)	One

	ACUTE OBSERVATIONS (POST IMPLANT, ≤30 DAYS)		CHRONIC COMPLICATIONS (>30 DAYS)	
	QTY	RATE	QTY	RATE
Cardiac Perforation	0	0.00%	2	0.01%
Conductor Fracture	0	0.00%	6	0.04%
Lead Dislodgement	9	0.06%	103	0.65%
Failure to Capture	2	0.01%	163	1.03%
Oversensing	0	0.00%	5	0.03%
Failure to Sense	0	0.00%	1	<0.01%
Insulation Breach	0	0.00%	35	0.22%
Abnormal Pacing Impedance	2	0.01%	29	0.18%
Extracardiac Stimulation	6	0.04%	35	0.22%
Other	6	0.04%	10	0.06%
<b>Total</b>	<b>25</b>	<b>0.16%</b>	<b>389</b>	<b>2.45%</b>
<b>Total Returned for Analysis</b>	<b>13</b>		<b>130</b>	

MALFUNCTIONS	QTY	RATE
Conductor Fracture	5	0.03%
Clavicular Crush	0	0.00%
In the Pocket	1	<0.01%
Intravascular	4	0.03%
Insulation Breach	62	0.39%
Lead-to-Can Contact	0	0.00%
Lead-to-Lead Contact	3	0.02%
Clavicular Crush	0	0.00%
Externalized Conductors	10	0.06%
Other	49	0.31%
Crimps, Welds & Bonds	1	<0.01%
Other	0	0.00%
Extrinsic Factors	98	0.62%
<b>Total</b>	<b>166</b>	<b>1.05%</b>



YEAR	2	4	6	8	10	12	14	AT 183 MONTHS
SURVIVAL PROBABILITY	99.24%	98.43%	97.27%	96.43%	95.98%	95.65%	95.27%	94.98%
± 1 STANDARD ERROR	0.07%	0.11%	0.16%	0.19%	0.21%	0.22%	0.25%	0.29%
SAMPLE SIZE	12,340	9,720	7,900	6,690	5,850	4,910	2,410	270

## Left-Heart Leads

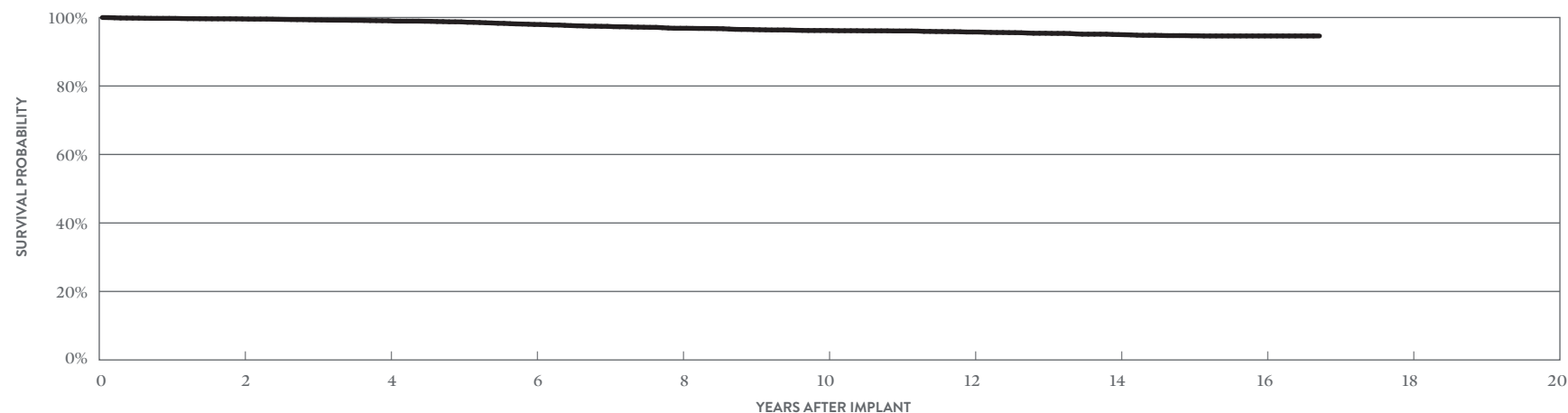
### QuickSite™ XL

#### MODEL 1058T

US Regulatory Approval	February 2006
Registered US Implants	10,049
Estimated Active US Implants	2,283
Insulation	Polyurethane/Silicone
Type and/or Fixation	S-Curve
Polarity	Bipolar
Steroid	Yes
Number of US Advisories (see pg. 238)	One

	ACUTE OBSERVATIONS (POST IMPLANT, ≤30 DAYS)		CHRONIC COMPLICATIONS (>30 DAYS)	
	QTY	RATE	QTY	RATE
Cardiac Perforation	0	0.00%	1	<0.01%
Conductor Fracture	0	0.00%	8	0.08%
Lead Dislodgement	10	0.10%	35	0.35%
Failure to Capture	3	0.03%	101	1.01%
Oversensing	1	<0.01%	4	0.04%
Failure to Sense	0	0.00%	2	0.02%
Insulation Breach	0	0.00%	32	0.32%
Abnormal Pacing Impedance	2	0.02%	22	0.22%
Extracardiac Stimulation	9	0.09%	25	0.25%
Other	1	<0.01%	5	0.05%
<b>Total</b>	<b>26</b>	<b>0.26%</b>	<b>235</b>	<b>2.34%</b>
<b>Total Returned for Analysis</b>	<b>11</b>		<b>43</b>	

MALFUNCTIONS	QTY	RATE
Conductor Fracture	2	0.02%
Clavicular Crush	0	0.00%
In the Pocket	0	0.00%
Intravascular	2	0.02%
Insulation Breach	26	0.26%
Lead-to-Can Contact	0	0.00%
Lead-to-Lead Contact	1	<0.01%
Clavicular Crush	0	0.00%
Externalized Conductors	6	0.06%
Other	19	0.19%
Crimps, Welds & Bonds	0	0.00%
Other	1	<0.01%
Extrinsic Factors	32	0.32%
<b>Total</b>	<b>61</b>	<b>0.61%</b>



YEAR	2	4	6	8	10	12	14	16	AT 201 MONTHS
SURVIVAL PROBABILITY	99.57%	99.05%	97.97%	96.86%	96.20%	95.76%	95.01%	94.61%	94.61%
± 1 STANDARD ERROR	0.07%	0.12%	0.18%	0.25%	0.29%	0.31%	0.35%	0.37%	0.37%
SAMPLE SIZE	7,770	5,820	4,500	3,650	3,100	2,770	2,430	1,450	200

## Left-Heart Leads

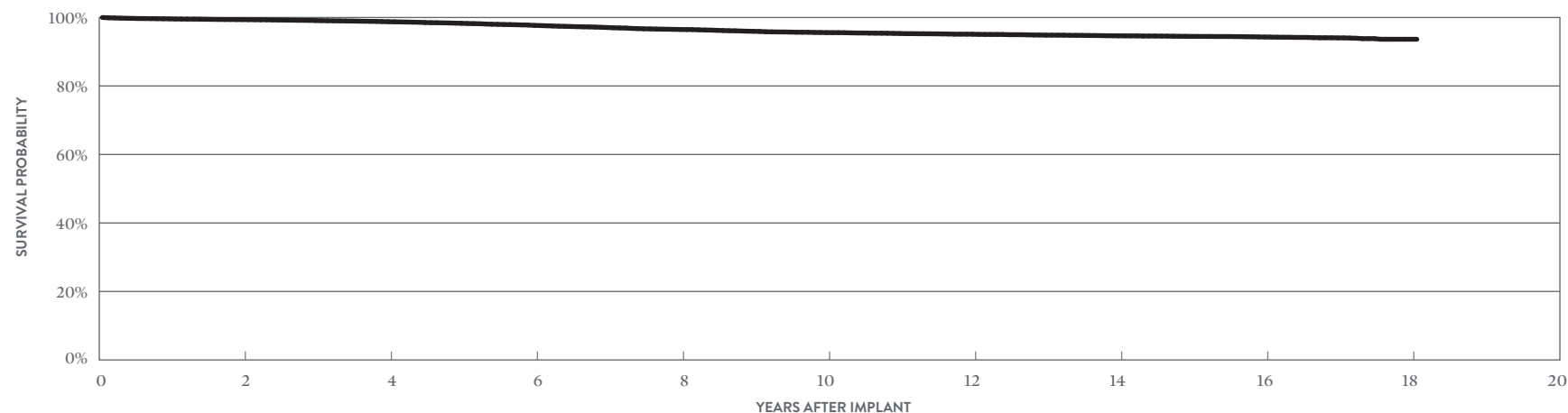
### QuickSite™

#### MODEL 1056T

US Regulatory Approval	April 2005
Registered US Implants	32,639
Estimated Active US Implants	6,659
Insulation	Polyurethane/Silicone
Type and/or Fixation	S-Curve
Polarity	Bipolar
Steroid	Yes
Number of US Advisories (see pg. 238)	One

	ACUTE OBSERVATIONS (POST IMPLANT, ≤30 DAYS)		CHRONIC COMPLICATIONS (>30 DAYS)	
	QTY	RATE	QTY	RATE
Cardiac Perforation	0	0.00%	0	0.00%
Conductor Fracture	0	0.00%	13	0.04%
Lead Dislodgement	32	0.10%	176	0.54%
Failure to Capture	15	0.05%	301	0.92%
Oversensing	2	<0.01%	28	0.09%
Failure to Sense	0	0.00%	2	<0.01%
Insulation Breach	1	<0.01%	114	0.35%
Abnormal Pacing Impedance	3	<0.01%	69	0.21%
Extracardiac Stimulation	22	0.07%	112	0.34%
Other	9	0.03%	29	0.09%
<b>Total</b>	<b>84</b>	<b>0.26%</b>	<b>844</b>	<b>2.59%</b>
<b>Total Returned for Analysis</b>	<b>28</b>		<b>220</b>	

MALFUNCTIONS	QTY	RATE
Conductor Fracture	6	0.02%
Clavicular Crush	0	0.00%
In the Pocket	2	<0.01%
Intravascular	4	0.01%
Insulation Breach	97	0.30%
Lead-to-Can Contact	1	<0.01%
Lead-to-Lead Contact	12	0.04%
Clavicular Crush	0	0.00%
Externalized Conductors	31	0.09%
Other	53	0.16%
Crimps, Welds & Bonds	0	0.00%
Other	1	<0.01%
Extrinsic Factors	168	0.51%
<b>Total</b>	<b>272</b>	<b>0.83%</b>



YEAR	2	4	6	8	10	12	14	16	18	AT 217 MONTHS
<b>SURVIVAL PROBABILITY</b>	99.38%	98.77%	97.69%	96.50%	95.59%	95.12%	94.64%	94.30%	93.65%	93.65%
<b>± 1 STANDARD ERROR</b>	0.05%	0.07%	0.11%	0.15%	0.17%	0.19%	0.20%	0.21%	0.28%	0.28%
<b>SAMPLE SIZE</b>	25,280	18,930	14,160	11,200	9,340	8,250	7,280	5,280	1,270	240

## Left-Heart Leads

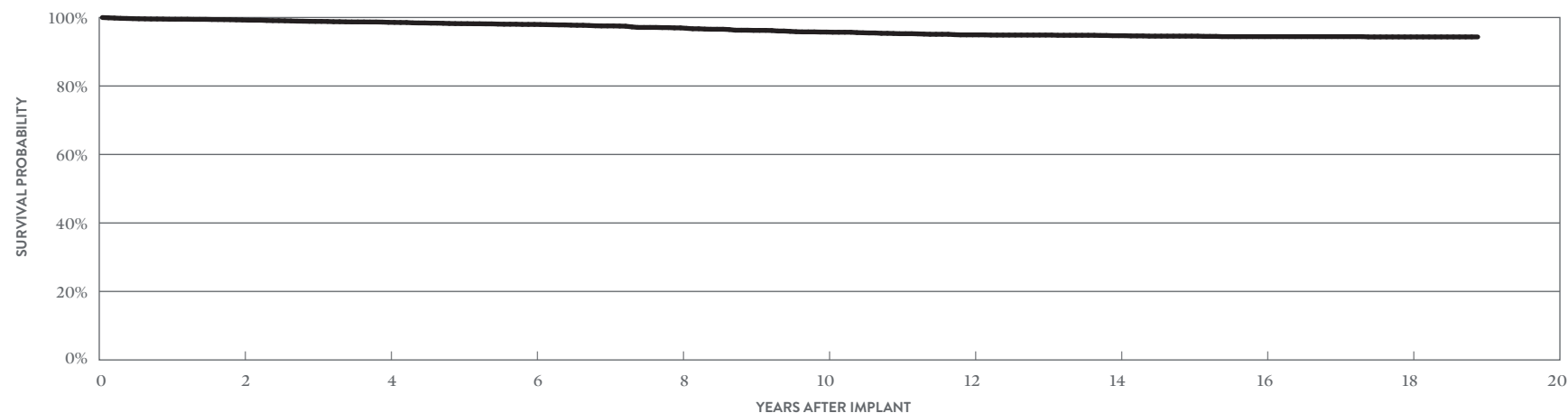
### QuickSite™

#### MODEL 1056K

US Regulatory Approval	June 2004
Registered US Implants	7,874
Estimated Active US Implants	1,349
Insulation	Polyurethane/Silicone
Type and/or Fixation	S-Curve
Polarity	Unipolar
Steroid	Yes
Number of US Advisories	None

	ACUTE OBSERVATIONS (POST IMPLANT, ≤30 DAYS)		CHRONIC COMPLICATIONS (>30 DAYS)	
	QTY	RATE	QTY	RATE
Cardiac Perforation	0	0.00%	0	0.00%
Conductor Fracture	0	0.00%	8	0.10%
Lead Dislodgement	10	0.13%	36	0.46%
Failure to Capture	3	0.04%	78	0.99%
Oversensing	0	0.00%	2	0.03%
Failure to Sense	0	0.00%	0	0.00%
Insulation Breach	0	0.00%	6	0.08%
Abnormal Pacing Impedance	0	0.00%	9	0.11%
Extracardiac Stimulation	10	0.13%	32	0.41%
Other	2	0.03%	12	0.15%
<b>Total</b>	<b>25</b>	<b>0.32%</b>	<b>183</b>	<b>2.32%</b>
<b>Total Returned for Analysis</b>	<b>13</b>		<b>52</b>	

MALFUNCTIONS	QTY	RATE
Conductor Fracture	3	0.04%
Clavicular Crush	0	0.00%
In the Pocket	0	0.00%
Intravascular	3	0.04%
Insulation Breach	3	0.04%
Lead-to-Can Contact	2	0.03%
Lead-to-Lead Contact	1	0.01%
Clavicular Crush	0	0.00%
Externalized Conductors	0	0.00%
Other	0	0.00%
Crimps, Welds & Bonds	0	0.00%
Other	0	0.00%
Extrinsic Factors	53	0.67%
<b>Total</b>	<b>59</b>	<b>0.75%</b>



YEAR	2	4	6	8	10	12	14	16	18	AT 227 MONTHS
SURVIVAL PROBABILITY	99.28%	98.59%	97.98%	96.97%	95.75%	94.93%	94.69%	94.42%	94.33%	94.33%
± 1 STANDARD ERROR	0.10%	0.15%	0.20%	0.28%	0.37%	0.42%	0.44%	0.45%	0.46%	0.46%
SAMPLE SIZE	6,070	4,450	3,180	2,370	1,940	1,680	1,530	1,330	1,070	250



## Left-Heart Leads

### Survival Probability Summary

MODELS	FAMILY	1 YEAR	2 YEAR	3 YEAR	4 YEAR	5 YEAR	6 YEAR	7 YEAR	8 YEAR	9 YEAR	10 YEAR
1458QL	Quartet™	99.31%	99.05%	98.88%	98.68%	98.51%	98.47%	98.35%			
1457Q	QuickFlex™ μ	98.27%	97.81%	97.43%	97.02%	96.77%	96.51%				
1456Q	QuickFlex™ μ	99.00%	98.65%	98.45%	98.23%	98.01%	97.74%	97.65%			
1458Q	Quartet™	99.25%	98.98%	98.78%	98.58%	98.37%	98.19%	98.00%	97.80%	97.66%	97.39%
1258T	QuickFlex™ μ	99.43%	99.17%	98.93%	98.70%	98.45%	98.18%	97.91%	97.69%	97.45%	97.17%
1156T	QuickFlex™	99.57%	99.31%	98.96%	98.52%	97.99%	97.37%	96.94%	96.57%	96.28%	96.00%
1158T	QuickFlex™ XL	99.51%	99.24%	98.86%	98.43%	97.77%	97.27%	96.75%	96.43%	96.09%	95.98%
1058T	QuickSite™ XL	99.75%	99.57%	99.29%	99.05%	98.72%	97.97%	97.42%	96.86%	96.45%	96.20%
1056T	QuickSite™	99.60%	99.38%	99.11%	98.77%	98.31%	97.69%	97.07%	96.50%	95.97%	95.59%
1056K	QuickSite™	99.50%	99.28%	98.86%	98.59%	98.20%	97.98%	97.54%	96.97%	96.24%	95.75%

## Left-Heart Leads

### Acute Observation Summary

POST IMPLANT ≤30 DAYS

MODELS	US REGULATORY APPROVAL	REGISTERED US IMPLANTS	ESTIMATED ACTIVE US IMPLANTS	CARDIAC PERFORATION		CONDUCTOR FRACTURE		LEAD DISLODGEMENT		FAILURE TO CAPTURE		OVERSENSING		FAILURE TO SENSE		INSULATION BREACH		ABNORMAL PACING IMPEDANCE		EXTRACARDIAC STIMULATION		OTHER		TOTAL		TOTAL RETURNED FOR ANALYSIS
				QTY	RATE	QTY	RATE	QTY	RATE	QTY	RATE	QTY	RATE	QTY	RATE	QTY	RATE	QTY	RATE	QTY	RATE	QTY	RATE	QTY	RATE	
1458QL	Oct-15	19,625	13,273	1	<0.01%	0	0.00%	36	0.18%	22	0.11%	0	0.00%	0	0.00%	2	0.01%	5	0.03%	30	0.15%	6	0.03%	102	0.52%	23
1457Q	Oct-15	11,936	8,035	0	0.00%	1	<0.01%	61	0.51%	13	0.11%	1	<0.01%	0	0.00%	0	0.00%	0	0.00%	16	0.13%	7	0.06%	99	0.83%	28
1456Q	Oct-15	15,987	10,867	2	0.01%	2	0.01%	47	0.29%	15	0.09%	1	<0.01%	0	0.00%	1	<0.01%	4	0.03%	17	0.11%	6	0.04%	95	0.59%	28
1458Q	Nov-11	194,345	102,716	7	<0.01%	0	0.00%	337	0.17%	147	0.08%	4	<0.01%	0	0.00%	2	<0.01%	7	<0.01%	126	0.06%	123	0.06%	753	0.39%	269
1258T	May-10	51,216	19,600	0	0.00%	0	0.00%	67	0.13%	30	0.06%	0	0.00%	1	<0.01%	0	0.00%	5	<0.01%	40	0.08%	16	0.03%	159	0.31%	71
1156T	Jul-07	28,631	7,945	0	0.00%	0	0.00%	11	0.04%	5	0.02%	0	0.00%	0	0.00%	0	0.00%	1	<0.01%	14	0.05%	9	0.03%	40	0.14%	14
1158T	Jul-07	15,884	4,552	0	0.00%	0	0.00%	9	0.06%	2	0.01%	0	0.00%	0	0.00%	0	0.00%	2	0.01%	6	0.04%	6	0.04%	25	0.16%	13
1058T	Feb-06	10,049	2,283	0	0.00%	0	0.00%	10	0.10%	3	0.03%	1	<0.01%	0	0.00%	0	0.00%	2	0.02%	9	0.09%	1	<0.01%	26	0.26%	11
1056T	Apr-05	32,639	6,659	0	0.00%	0	0.00%	32	0.10%	15	0.05%	2	<0.01%	0	0.00%	1	<0.01%	3	<0.01%	22	0.07%	9	0.03%	84	0.26%	28
1056K	Jun-04	7,874	1,349	0	0.00%	0	0.00%	10	0.13%	3	0.04%	0	0.00%	0	0.00%	0	0.00%	0	0.00%	10	0.13%	2	0.03%	25	0.32%	13

### Chronic Complication Summary

>30 DAYS

MODELS	US REGULATORY APPROVAL	REGISTERED US IMPLANTS	ESTIMATED ACTIVE US IMPLANTS	CARDIAC PERFORATION		CONDUCTOR FRACTURE		LEAD DISLODGEMENT		FAILURE TO CAPTURE		OVERSENSING		FAILURE TO SENSE		INSULATION BREACH		ABNORMAL PACING IMPEDANCE		EXTRACARDIAC STIMULATION		OTHER		TOTAL		TOTAL RETURNED FOR ANALYSIS
				QTY	RATE	QTY	RATE	QTY	RATE	QTY	RATE	QTY	RATE	QTY	RATE	QTY	RATE	QTY	RATE	QTY	RATE	QTY	RATE	QTY	RATE	
1458QL	Oct-15	19,625	13,273	1	<0.01%	3	0.02%	130	0.66%	59	0.30%	1	<0.01%	0	0.00%	2	0.01%	17	0.09%	39	0.20%	7	0.04%	259	1.32%	75
1457Q	Oct-15	11,936	8,035	0	0.00%	0	0.00%	184	1.54%	50	0.42%	2	0.02%	0	0.00%	2	0.02%	5	0.04%	17	0.14%	6	0.05%	266	2.23%	112
1456Q	Oct-15	15,987	10,867	1	<0.01%	1	<0.01%	159	0.99%	62	0.39%	2	0.01%	0	0.00%	0	0.00%	3	0.02%	22	0.14%	4	0.03%	254	1.59%	111
1458Q	Nov-11	194,345	102,716	5	<0.01%	49	0.03%	1572	0.81%	864	0.44%	37	0.02%	2	<0.01%	23	0.01%	183	0.09%	268	0.14%	90	0.05%	3093	1.59%	1041
1258T	May-10	51,216	19,600	1	<0.01%	51	0.10%	313	0.61%	457	0.89%	32	0.06%	3	<0.01%	21	0.04%	108	0.21%	170	0.33%	25	0.05%	1181	2.31%	298
1156T	Jul-07	28,631	7,945	1	<0.01%	10	0.03%	148	0.52%	258	0.90%	20	0.07%	0	0.00%	54	0.19%	71	0.25%	96	0.34%	13	0.05%	671	2.34%	178
1158T	Jul-07	15,884	4,552	2	0.01%	6	0.04%	103	0.65%	163	1.03%	5	0.03%	1	<0.01%	35	0.22%	29	0.18%	35	0.22%	10	0.06%	389	2.45%	130
1058T	Feb-06	10,049	2,283	1	<0.01%	8	0.08%	35	0.35%	101	1.01%	4	0.04%	2	0.02%	32	0.32%	22	0.22%	25	0.25%	5	0.05%	235	2.34%	43
1056T	Apr-05	32,639	6,659	0	0.00%	13	0.04%	176	0.54%	301	0.92%	28	0.09%	2	<0.01%	114	0.35%	69	0.21%	112	0.34%	29	0.09%	844	2.59%	220
1056K	Jun-04	7,874	1,349	0	0.00%	8	0.10%	36	0.46%	78	0.99%	2	0.03%	0	0.00%	6	0.08%	9	0.11%	32	0.41%	12	0.15%	183	2.32%	52

Definitions of observations and complications can be found on [page 7](#).



## Left-Heart Leads

### US Malfunction Summary

MODELS	REGISTERED US IMPLANTS	PERCENT RETURNED FOR ANALYSIS	CONDUCTOR FRACTURE		INSULATION BREACH		CRIMPS, WELDS & BONDS		OTHER		EXTRINSIC FACTORS		TOTAL	
			QTY	RATE	QTY	RATE	QTY	RATE	QTY	RATE	QTY	RATE	QTY	RATE
1458QL	19,625	5.40%	0	0.00%	1	<0.01%	0	0.00%	0	0.00%	69	0.35%	<b>70</b>	<b>0.36%</b>
1457Q	11,936	6.80%	0	0.00%	0	0.00%	0	0.00%	0	0.00%	114	0.96%	<b>114</b>	<b>0.96%</b>
1456Q	15,987	9.20%	0	0.00%	2	0.01%	0	0.00%	5	0.03%	107	0.67%	<b>114</b>	<b>0.71%</b>
1458Q	194,345	7.60%	14	<0.01%	10	<0.01%	0	0.00%	15	<0.01%	1003	0.52%	<b>1042</b>	<b>0.54%</b>
1258T	51,216	13.00%	11	0.02%	8	0.02%	0	0.00%	1	<0.01%	298	0.58%	<b>318</b>	<b>0.62%</b>
1156T	28,631	10.20%	7	0.02%	102	0.36%	0	0.00%	0	0.00%	157	0.55%	<b>266</b>	<b>0.93%</b>
1158T	15,884	11.10%	5	0.03%	62	0.39%	1	<0.01%	0	0.00%	98	0.62%	<b>166</b>	<b>1.05%</b>
1058T	10,049	10.70%	2	0.02%	26	0.26%	0	0.00%	1	<0.01%	32	0.32%	<b>61</b>	<b>0.61%</b>
1056T	32,639	10.30%	6	0.02%	97	0.30%	0	0.00%	1	<0.01%	168	0.51%	<b>272</b>	<b>0.83%</b>
1056K	7,874	15.80%	3	0.04%	3	0.04%	0	0.00%	0	0.00%	53	0.67%	<b>59</b>	<b>0.75%</b>

Definitions of malfunction categories can be found on [pages 8-9](#).

## Left-Heart Leads

### Worldwide Malfunction Summary

MODELS	WORLDWIDE SALES	PERCENT RETURNED FOR ANALYSIS	CONDUCTOR FRACTURE		INSULATION BREACH		CRIMPS, WELDS & BONDS		OTHER		EXTRINSIC FACTORS		TOTAL	
			QTY	RATE	QTY	RATE	QTY	RATE	QTY	RATE	QTY	RATE	QTY	RATE
1458QL	43,407	2.42%	0	0.00%	1	<0.01%	0	0.00%	1	<0.01%	86	0.20%	<b>88</b>	<b>0.20%</b>
1457Q	32,014	2.55%	0	0.00%	0	0.00%	0	0.00%	0	0.00%	130	0.41%	<b>130</b>	<b>0.41%</b>
1456Q	47,491	3.10%	0	0.00%	3	0.01%	0	0.00%	8	0.02%	140	0.29%	<b>151</b>	<b>0.32%</b>
1458Q	432,614	3.62%	38	0.01%	21	<0.01%	0	0.00%	32	0.01%	1399	0.32%	<b>1490</b>	<b>0.34%</b>
1258T	196,753	3.93%	52	0.03%	15	0.01%	0	0.00%	5	<0.01%	454	0.23%	<b>526</b>	<b>0.27%</b>

Definitions of malfunction categories can be found on [pages 8-9](#).

DUAL-CHAMBER  
Implantable Cardioverter  
Defibrillator (ICD) Devices

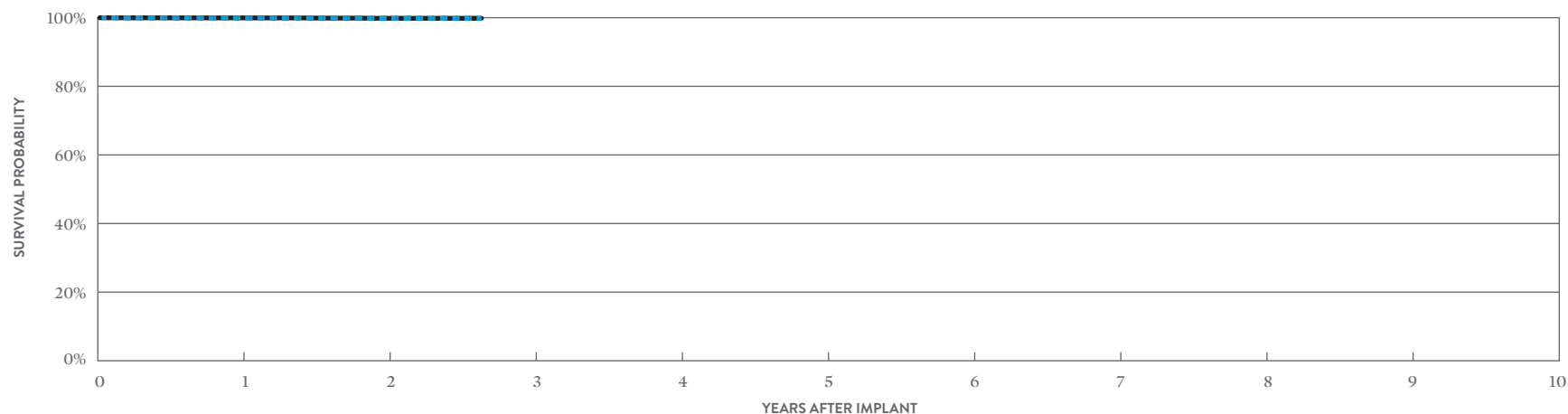
## Dual-Chamber Implantable Cardioverter Defibrillator (ICD) Devices

### Gallant™ DR

#### MODEL CDDRA500Q\*

US Regulatory Approval	June 2020
Registered US Implants	23,663
Estimated Active US Implants	20,528
Estimated Longevity	(see table on page 91)
Normal Battery Depletion	1
Max. Delivered Energy	36 joules
Number of US Advisories	None

	MALFUNCTIONS W/ COMPROMISED THERAPY		MALFUNCTIONS W/O COMPROMISED THERAPY	
	QTY	RATE	QTY	RATE
Electrical Component	0	0.00%	6	0.03%
Electrical Interconnect	0	0.00%	0	0.00%
Battery	0	0.00%	0	0.00%
High Voltage Capacitor	0	0.00%	1	<0.01%
Software/Firmware	0	0.00%	0	0.00%
Mechanical	0	0.00%	0	0.00%
Possible Early Battery Depletion	0	0.00%	0	0.00%
Other	0	0.00%	2	<0.01%
<b>Total</b>	<b>0</b>	<b>0.00%</b>	<b>9</b>	<b>0.04%</b>



#### INCLUDING NORMAL BATTERY DEPLETION

YEAR	1	2	AT 32 MONTHS
SURVIVAL PROBABILITY	99.93%	99.80%	99.80%
± 1 STANDARD ERROR	0.02%	0.05%	0.05%
SAMPLE SIZE	17,730	7,440	250

#### EXCLUDING NORMAL BATTERY DEPLETION

YEAR	1	2	AT 32 MONTHS
SURVIVAL PROBABILITY	99.94%	99.82%	99.82%
± 1 STANDARD ERROR	0.02%	0.05%	0.05%

\*DF4-LLHH connector type.

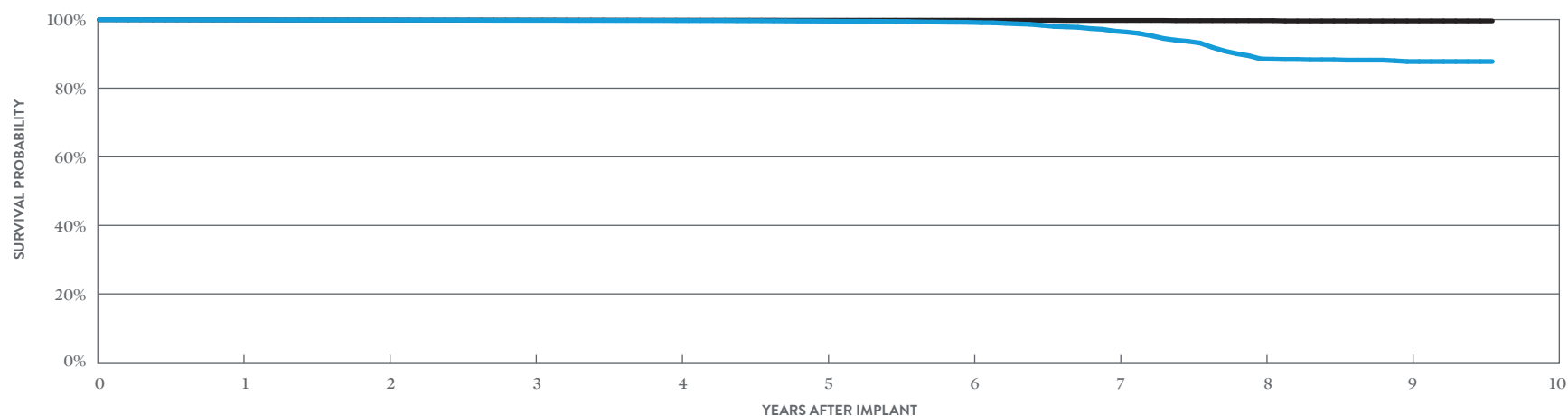
## Dual-Chamber Implantable Cardioverter Defibrillator (ICD) Devices

### Ellipse™ DR

#### MODEL CD2411-36Q\*

US Regulatory Approval	June 2013
Registered US Implants	33,631
Estimated Active US Implants	18,361
Estimated Longevity	(see table on page 91)
Normal Battery Depletion	233
Max. Delivered Energy	36 joules
Number of US Advisories (see pgs. 221, 222, 224)	Three

	MALFUNCTIONS W/ COMPROMISED THERAPY		MALFUNCTIONS W/O COMPROMISED THERAPY	
	QTY	RATE	QTY	RATE
Electrical Component	3	<0.01%	8	0.02%
Electrical Interconnect	1	<0.01%	0	0.00%
Battery	0	0.00%	0	0.00%
High Voltage Capacitor	2	<0.01%	2	<0.01%
Software/Firmware	1	<0.01%	0	0.00%
Mechanical	1	<0.01%	4	0.01%
Possible Early Battery Depletion	0	0.00%	1	<0.01%
Other	2	<0.01%	6	0.02%
<b>Total</b>	<b>10</b>	<b>0.03%</b>	<b>21</b>	<b>0.06%</b>



#### INCLUDING NORMAL BATTERY DEPLETION

YEAR	1	2	3	4	5	6	7	8	9	AT 115 MONTHS
<b>SURVIVAL PROBABILITY</b>	99.89%	99.85%	99.77%	99.69%	99.55%	99.18%	96.61%	88.51%	87.76%	87.76%
<b>± 1 STANDARD ERROR</b>	0.02%	0.02%	0.03%	0.03%	0.05%	0.08%	0.19%	0.45%	0.51%	0.53%
<b>SAMPLE SIZE</b>	31,190	26,710	22,370	17,980	13,950	10,010	6,640	3,990	1,750	210

#### EXCLUDING NORMAL BATTERY DEPLETION

YEAR	1	2	3	4	5	6	7	8	9	AT 115 MONTHS
<b>SURVIVAL PROBABILITY</b>	99.91%	99.87%	99.83%	99.80%	99.78%	99.78%	99.73%	99.68%	99.60%	99.60%
<b>± 1 STANDARD ERROR</b>	0.02%	0.02%	0.02%	0.03%	0.03%	0.03%	0.04%	0.05%	0.08%	0.08%

\*DF4-LLHH connector type.

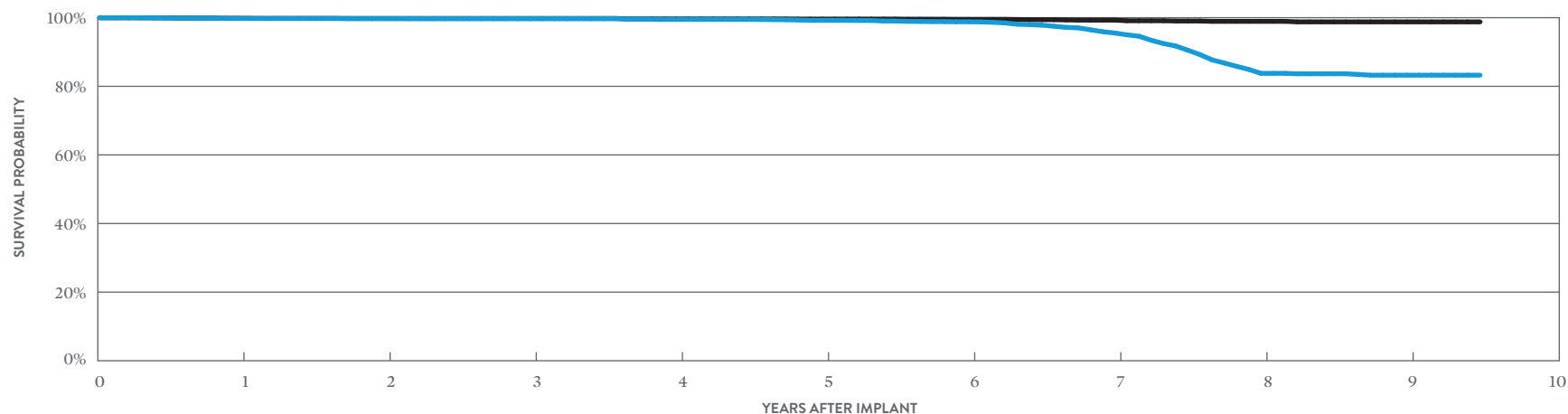
## Dual-Chamber Implantable Cardioverter Defibrillator (ICD) Devices

### Ellipse™ DR

#### MODEL CD2411-36C\*

US Regulatory Approval	June 2013
Registered US Implants	11,977
Estimated Active US Implants	5,975
Estimated Longevity	(see table on page 91)
Normal Battery Depletion	170
Max. Delivered Energy	36 joules
Number of US Advisories (see pgs. 221, 222, 224)	Four

	MALFUNCTIONS W/ COMPROMISED THERAPY		MALFUNCTIONS W/O COMPROMISED THERAPY	
	QTY	RATE	QTY	RATE
Electrical Component	3	0.03%	8	0.07%
Electrical Interconnect	0	0.00%	0	0.00%
Battery	0	0.00%	0	0.00%
High Voltage Capacitor	7	0.06%	2	0.02%
Software/Firmware	0	0.00%	0	0.00%
Mechanical	0	0.00%	1	<0.01%
Possible Early Battery Depletion	0	0.00%	0	0.00%
Other	1	<0.01%	5	0.04%
<b>Total</b>	<b>11</b>	<b>0.09%</b>	<b>16</b>	<b>0.13%</b>



#### INCLUDING NORMAL BATTERY DEPLETION

YEAR	1	2	3	4	5	6	7	8	9	AT 114 MONTHS
<b>SURVIVAL PROBABILITY</b>	99.80%	99.73%	99.71%	99.49%	99.22%	98.81%	95.53%	83.77%	83.24%	83.24%
<b>± 1 STANDARD ERROR</b>	0.04%	0.05%	0.05%	0.08%	0.10%	0.14%	0.31%	0.70%	0.76%	0.76%
<b>SAMPLE SIZE</b>	11,040	9,400	8,110	7,030	6,080	5,040	3,660	2,220	1,050	230

#### EXCLUDING NORMAL BATTERY DEPLETION

YEAR	1	2	3	4	5	6	7	8	9	AT 114 MONTHS
<b>SURVIVAL PROBABILITY</b>	99.83%	99.77%	99.77%	99.63%	99.59%	99.51%	99.29%	98.93%	98.78%	98.78%
<b>± 1 STANDARD ERROR</b>	0.04%	0.05%	0.05%	0.07%	0.07%	0.08%	0.11%	0.16%	0.20%	0.20%

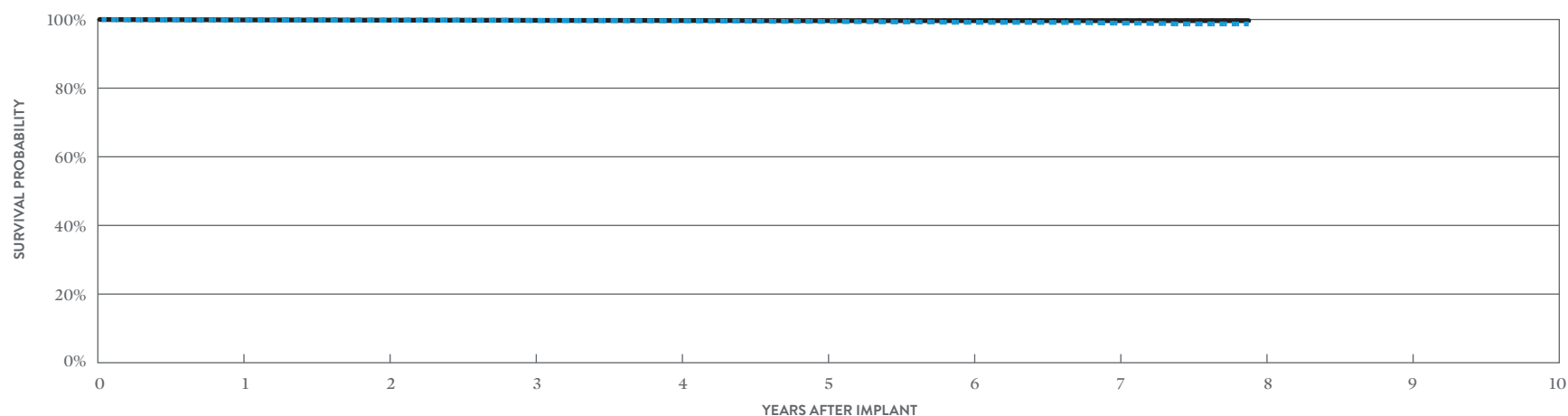
\*Parylene coating.

## Dual-Chamber Implantable Cardioverter Defibrillator (ICD) Devices

### Fortify Assura™ DR

#### MODEL CD2357-40Q\* (NON-BATTERY ADVISORY POPULATION)

		MALFUNCTIONS W/ COMPROMISED THERAPY		MALFUNCTIONS W/O COMPROMISED THERAPY		
		QTY	RATE	QTY	RATE	
US Regulatory Approval	June 2013	Electrical Component	3	<0.01%	16	0.04%
Registered US Implants	42,695	Electrical Interconnect	0	0.00%	1	<0.01%
Estimated Active US Implants	26,217	Battery	2	<0.01%	2	<0.01%
Estimated Longevity	(see table on page 91)	High Voltage Capacitor	3	<0.01%	1	<0.01%
Normal Battery Depletion	36	Software/Firmware	0	0.00%	0	0.00%
Max. Delivered Energy	40 joules	Mechanical	0	0.00%	2	<0.01%
Number of US Advisories (see pg. 222)	One	Possible Early Battery Depletion	0	0.00%	3	<0.01%
		Other	7	0.02%	3	<0.01%
		<b>Total</b>	<b>15</b>	<b>0.04%</b>	<b>28</b>	<b>0.07%</b>



#### INCLUDING NORMAL BATTERY DEPLETION

YEAR	1	2	3	4	5	6	7	AT 95 MONTHS
SURVIVAL PROBABILITY	99.86%	99.79%	99.73%	99.63%	99.43%	99.19%	98.94%	98.71%
± 1 STANDARD ERROR	0.02%	0.02%	0.03%	0.04%	0.05%	0.07%	0.10%	0.16%
SAMPLE SIZE	39,600	33,760	27,560	20,770	14,740	9,760	5,160	290

#### EXCLUDING NORMAL BATTERY DEPLETION

YEAR	1	2	3	4	5	6	7	AT 95 MONTHS
SURVIVAL PROBABILITY	99.88%	99.81%	99.75%	99.70%	99.67%	99.67%	99.67%	99.67%
± 1 STANDARD ERROR	0.02%	0.02%	0.03%	0.03%	0.03%	0.03%	0.03%	0.03%

\*DF4-LLHH connector type.

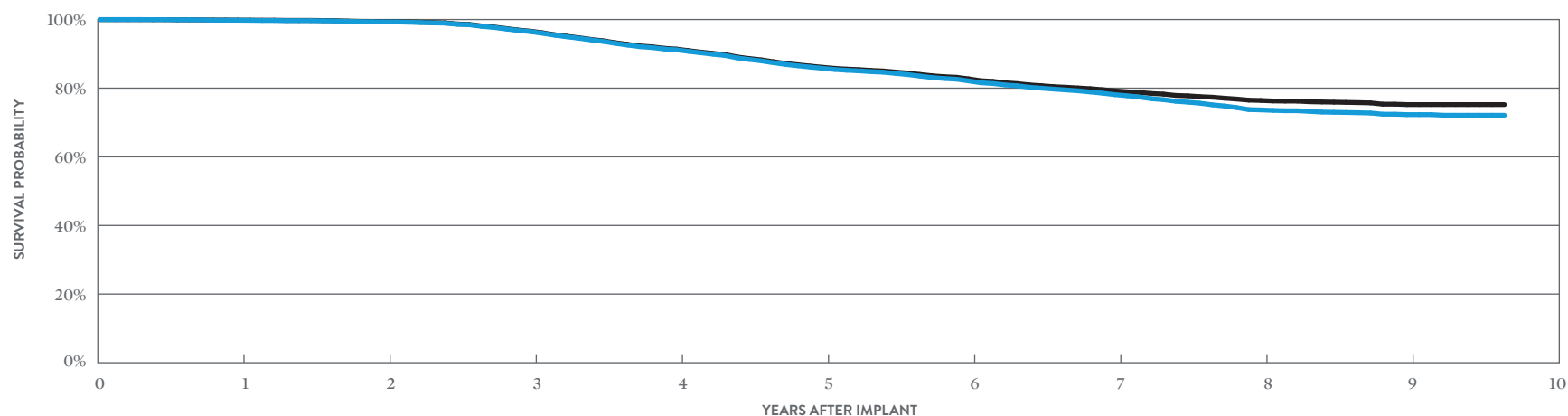
## Dual-Chamber Implantable Cardioverter Defibrillator (ICD) Devices

### Fortify Assura™ DR

#### MODEL CD2357-40Q\* (BATTERY ADVISORY POPULATION)

US Regulatory Approval	June 2013
Registered US Implants	12,263
Estimated Active US Implants	4,476
Estimated Longevity	(see table on page 91)
Normal Battery Depletion	85
Max. Delivered Energy	40 joules
Number of US Advisories (see pgs. 222, 223)	Three

	MALFUNCTIONS W/ COMPROMISED THERAPY		MALFUNCTIONS W/O COMPROMISED THERAPY	
	QTY	RATE	QTY	RATE
Electrical Component	3	0.02%	10	0.08%
Electrical Interconnect	1	<0.01%	0	0.00%
Battery	0	0.00%	19	0.15%
High Voltage Capacitor	0	0.00%	0	0.00%
Software/Firmware	0	0.00%	0	0.00%
Mechanical	0	0.00%	1	<0.01%
Possible Early Battery Depletion	73	0.60%	662	5.40%
Other	1	<0.01%	5	0.04%
<b>Total</b>	<b>78</b>	<b>0.64%</b>	<b>697</b>	<b>5.68%</b>



#### INCLUDING NORMAL BATTERY DEPLETION

YEAR	1	2	3	4	5	6	7	8	9	AT 116 MONTHS
SURVIVAL PROBABILITY	99.79%	99.32%	96.48%	91.18%	85.79%	82.10%	78.10%	73.66%	72.29%	72.10%
± 1 STANDARD ERROR	0.04%	0.08%	0.18%	0.30%	0.37%	0.41%	0.45%	0.50%	0.53%	0.55%
SAMPLE SIZE	11,500	10,160	9,070	8,120	7,300	6,560	5,860	4,840	2,650	220

#### EXCLUDING NORMAL BATTERY DEPLETION

YEAR	1	2	3	4	5	6	7	8	9	AT 116 MONTHS
SURVIVAL PROBABILITY	99.84%	99.40%	96.62%	91.39%	86.09%	82.71%	79.20%	76.41%	75.21%	75.21%
± 1 STANDARD ERROR	0.04%	0.07%	0.18%	0.29%	0.37%	0.41%	0.45%	0.48%	0.51%	0.52%

\*DF4-LLHH connector type.

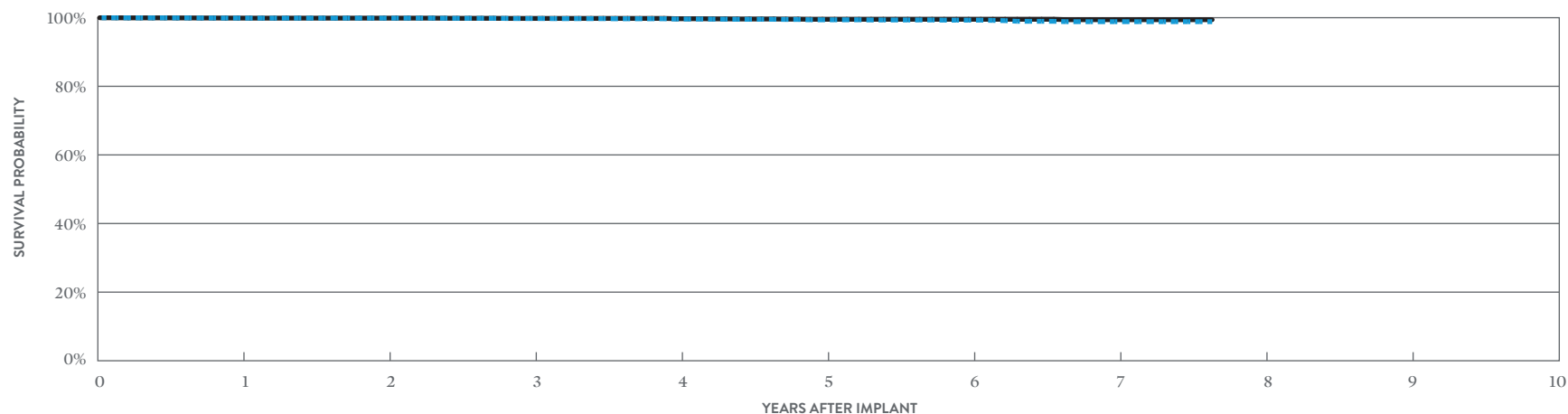


## Dual-Chamber Implantable Cardioverter Defibrillator (ICD) Devices

### Fortify Assura™ DR

#### MODEL CD2357-40C\* (NON-BATTERY ADVISORY POPULATION)

		MALFUNCTIONS W/ COMPROMISED THERAPY		MALFUNCTIONS W/O COMPROMISED THERAPY		
		QTY	RATE	QTY	RATE	
US Regulatory Approval	June 2013	Electrical Component	2	0.02%	5	0.04%
Registered US Implants	11,909	Electrical Interconnect	0	0.00%	1	<0.01%
Estimated Active US Implants	7,103	Battery	0	0.00%	1	<0.01%
Estimated Longevity	(see table on page 91)	High Voltage Capacitor	1	<0.01%	0	0.00%
Normal Battery Depletion	10	Software/Firmware	0	0.00%	2	0.02%
Max. Delivered Energy	40 joules	Mechanical	0	0.00%	2	0.02%
Number of US Advisories (see pg. 222)	One	Possible Early Battery Depletion	0	0.00%	1	<0.01%
		Other	0	0.00%	2	0.02%
		<b>Total</b>	<b>3</b>	<b>0.03%</b>	<b>14</b>	<b>0.12%</b>



#### INCLUDING NORMAL BATTERY DEPLETION

YEAR	1	2	3	4	5	6	7	AT 92 MONTHS
SURVIVAL PROBABILITY	99.89%	99.87%	99.76%	99.60%	99.38%	99.28%	98.84%	98.84%
± 1 STANDARD ERROR	0.03%	0.03%	0.05%	0.06%	0.10%	0.11%	0.18%	0.18%
SAMPLE SIZE	10,850	8,930	7,340	6,060	5,020	3,870	2,110	230

#### EXCLUDING NORMAL BATTERY DEPLETION

YEAR	1	2	3	4	5	6	7	AT 92 MONTHS
SURVIVAL PROBABILITY	99.89%	99.87%	99.79%	99.70%	99.54%	99.54%	99.42%	99.42%
± 1 STANDARD ERROR	0.03%	0.03%	0.05%	0.05%	0.08%	0.08%	0.12%	0.12%

\*Parylene coating.

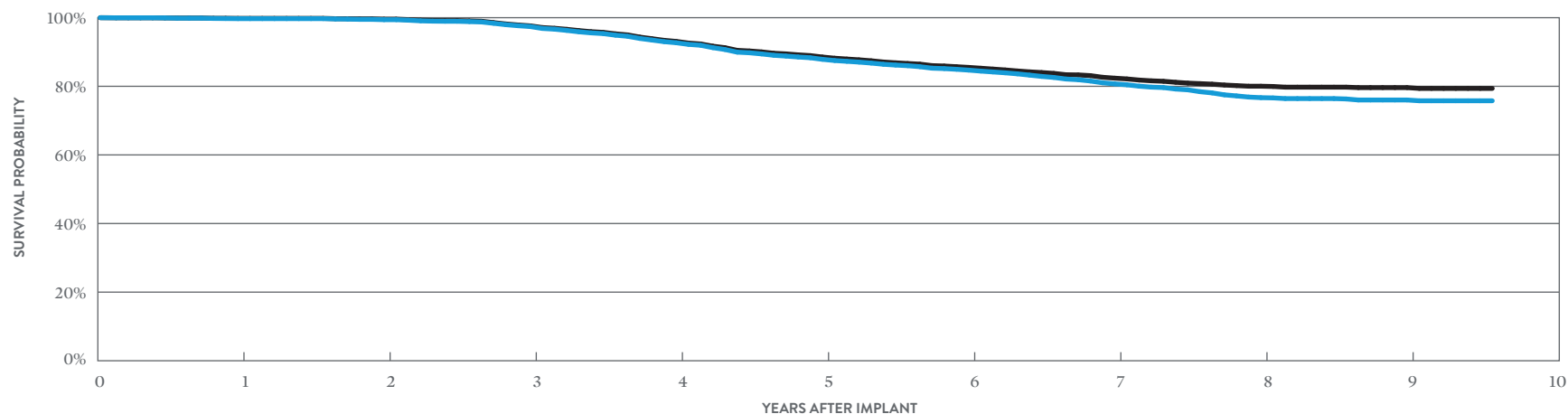
## Dual-Chamber Implantable Cardioverter Defibrillator (ICD) Devices

### Fortify Assura™ DR

#### MODEL CD2357-40C\* (BATTERY ADVISORY POPULATION)

US Regulatory Approval	June 2013
Registered US Implants	6,955
Estimated Active US Implants	2,541
Estimated Longevity	(see table on page 91)
Normal Battery Depletion	58
Max. Delivered Energy	40 joules
Number of US Advisories (see pgs. 222, 223)	Three

	MALFUNCTIONS W/ COMPROMISED THERAPY		MALFUNCTIONS W/O COMPROMISED THERAPY	
	QTY	RATE	QTY	RATE
Electrical Component	3	0.04%	2	0.03%
Electrical Interconnect	2	0.03%	1	0.01%
Battery	1	0.01%	6	0.09%
High Voltage Capacitor	0	0.00%	0	0.00%
Software/Firmware	0	0.00%	0	0.00%
Mechanical	0	0.00%	0	0.00%
Possible Early Battery Depletion	33	0.47%	304	4.37%
Other	2	0.03%	1	0.01%
<b>Total</b>	<b>41</b>	<b>0.59%</b>	<b>314</b>	<b>4.51%</b>



#### INCLUDING NORMAL BATTERY DEPLETION

YEAR	1	2	3	4	5	6	7	8	9	AT 115 MONTHS
SURVIVAL PROBABILITY	99.72%	99.41%	97.42%	92.69%	87.86%	84.72%	80.70%	76.69%	76.01%	75.78%
± 1 STANDARD ERROR	0.06%	0.09%	0.21%	0.36%	0.46%	0.52%	0.59%	0.65%	0.68%	0.69%
SAMPLE SIZE	6,530	5,770	5,140	4,580	4,090	3,660	3,270	2,610	1,430	220

#### EXCLUDING NORMAL BATTERY DEPLETION

YEAR	1	2	3	4	5	6	7	8	9	AT 115 MONTHS
SURVIVAL PROBABILITY	99.80%	99.58%	97.62%	93.08%	88.53%	85.51%	82.37%	80.03%	79.62%	79.38%
± 1 STANDARD ERROR	0.05%	0.07%	0.20%	0.35%	0.46%	0.52%	0.57%	0.61%	0.63%	0.65%

\*Parylene coating.

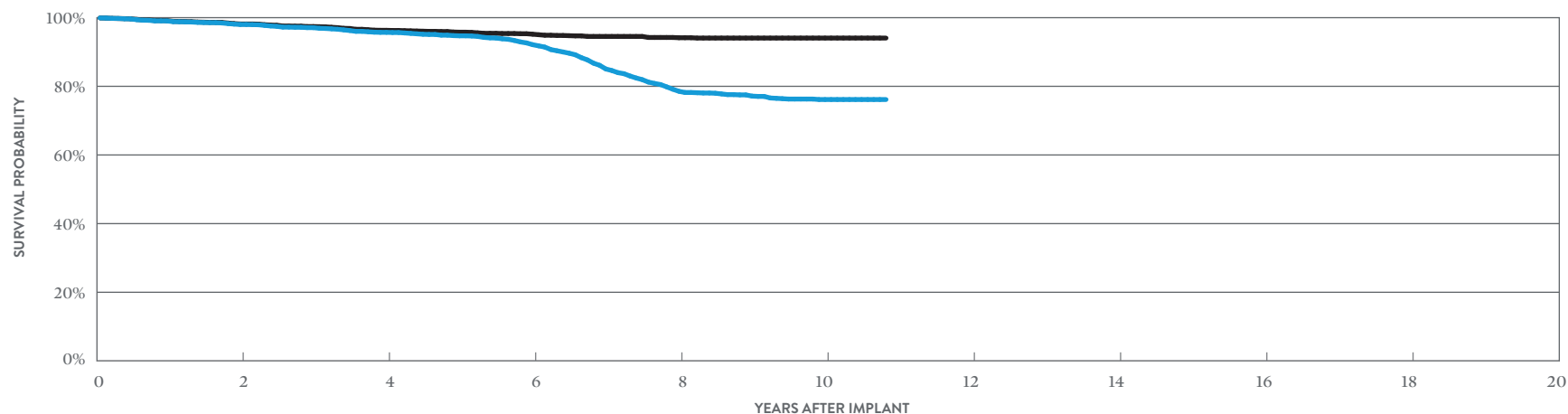
## Dual-Chamber Implantable Cardioverter Defibrillator (ICD) Devices

### Ellipse™ DR

#### MODEL CD2311-36Q\*

US Regulatory Approval	May 2012
Registered US Implants	5,900
Estimated Active US Implants	1,436
Estimated Longevity	(see table on page 91)
Normal Battery Depletion	231
Max. Delivered Energy	36 joules
Number of US Advisories (see pgs. 222, 224)	Two

	MALFUNCTIONS W/ COMPROMISED THERAPY		MALFUNCTIONS W/O COMPROMISED THERAPY	
	QTY	RATE	QTY	RATE
Electrical Component	3	0.05%	10	0.17%
Electrical Interconnect	0	0.00%	0	0.00%
Battery	0	0.00%	1	0.02%
High Voltage Capacitor	65	1.10%	14	0.24%
Software/Firmware	1	0.02%	0	0.00%
Mechanical	2	0.03%	3	0.05%
Possible Early Battery Depletion	0	0.00%	0	0.00%
Other	5	0.08%	2	0.03%
<b>Total</b>	<b>76</b>	<b>1.29%</b>	<b>30</b>	<b>0.51%</b>



#### INCLUDING NORMAL BATTERY DEPLETION

YEAR	2	4	6	8	10	AT 130 MONTHS
SURVIVAL PROBABILITY	98.01%	95.72%	92.13%	78.55%	76.15%	76.15%
± 1 STANDARD ERROR	0.19%	0.30%	0.40%	0.69%	0.75%	0.75%
SAMPLE SIZE	4,920	4,060	3,370	2,540	1,330	230

#### EXCLUDING NORMAL BATTERY DEPLETION

YEAR	2	4	6	8	10	AT 130 MONTHS
SURVIVAL PROBABILITY	98.16%	96.32%	95.18%	94.15%	94.06%	94.06%
± 1 STANDARD ERROR	0.18%	0.27%	0.32%	0.36%	0.37%	0.37%

\*DF4-LLHH connector type.

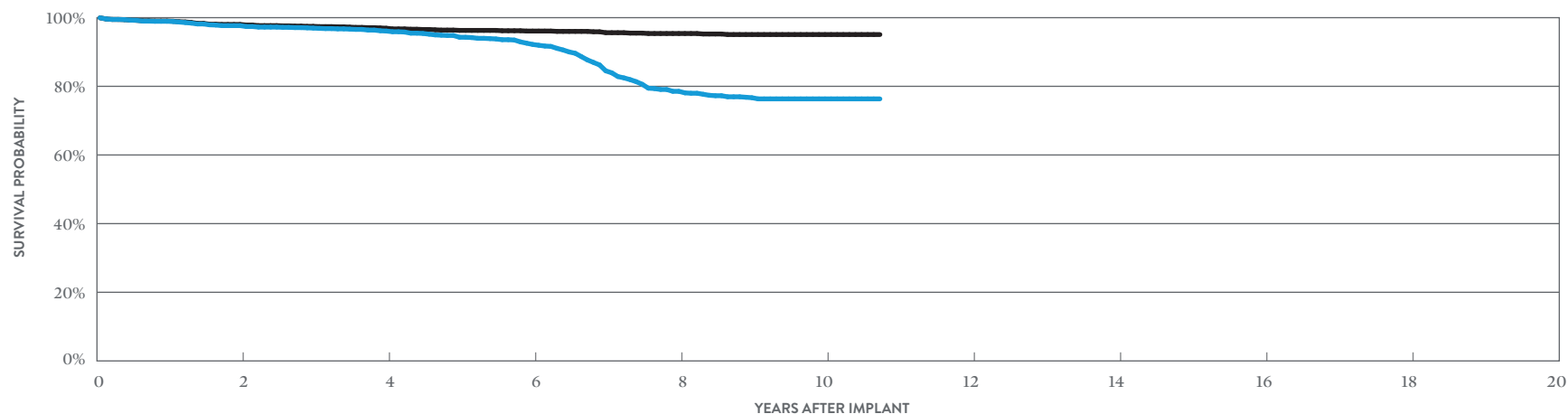
## Dual-Chamber Implantable Cardioverter Defibrillator (ICD) Devices

### Ellipse™ DR

#### MODEL CD2311-36

US Regulatory Approval	May 2012
Registered US Implants	3,748
Estimated Active US Implants	1,006
Estimated Longevity	(see table on page 91)
Normal Battery Depletion	156
Max. Delivered Energy	36 joules
Number of US Advisories (see pgs. 222, 224)	Two

	MALFUNCTIONS W/ COMPROMISED THERAPY		MALFUNCTIONS W/O COMPROMISED THERAPY	
	QTY	RATE	QTY	RATE
Electrical Component	5	0.13%	9	0.24%
Electrical Interconnect	0	0.00%	0	0.00%
Battery	0	0.00%	0	0.00%
High Voltage Capacitor	22	0.59%	8	0.21%
Software/Firmware	0	0.00%	0	0.00%
Mechanical	4	0.11%	3	0.08%
Possible Early Battery Depletion	0	0.00%	1	0.03%
Other	5	0.13%	2	0.05%
<b>Total</b>	<b>36</b>	<b>0.96%</b>	<b>23</b>	<b>0.61%</b>



#### INCLUDING NORMAL BATTERY DEPLETION

YEAR	2	4	6	8	10	AT 129 MONTHS
SURVIVAL PROBABILITY	97.68%	96.10%	92.20%	78.54%	76.34%	76.34%
± 1 STANDARD ERROR	0.26%	0.35%	0.51%	0.88%	0.93%	0.93%
SAMPLE SIZE	3,100	2,500	2,080	1,580	860	220

#### EXCLUDING NORMAL BATTERY DEPLETION

YEAR	2	4	6	8	10	AT 129 MONTHS
SURVIVAL PROBABILITY	98.02%	96.92%	96.10%	95.38%	95.08%	95.08%
± 1 STANDARD ERROR	0.24%	0.31%	0.36%	0.41%	0.43%	0.43%

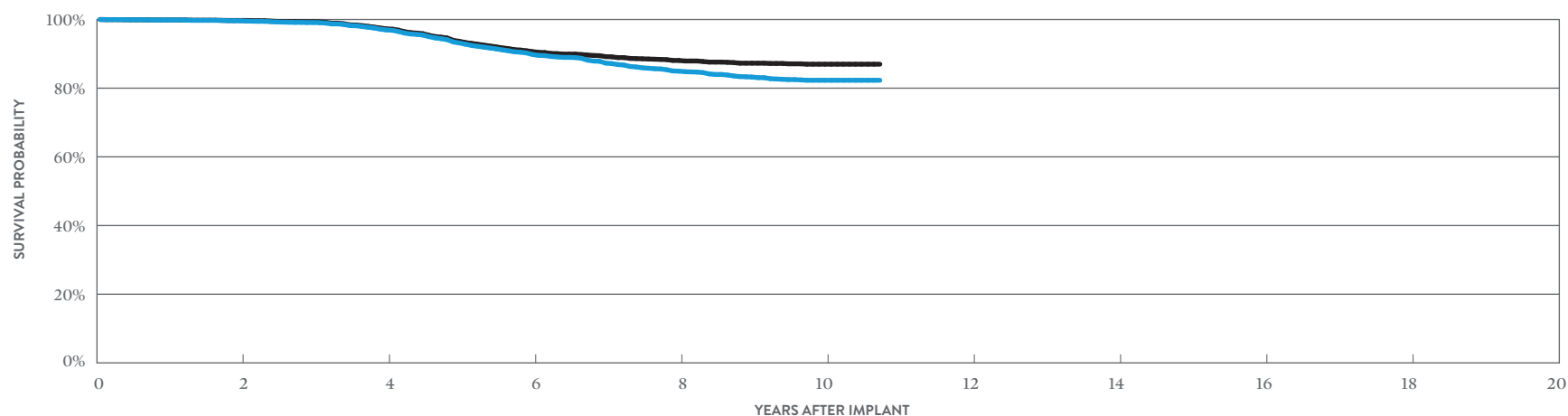
## Dual-Chamber Implantable Cardioverter Defibrillator (ICD) Devices

### Fortify Assura™ DR

#### MODEL CD2257-40Q\* (BATTERY ADVISORY POPULATION)

US Regulatory Approval	May 2012
Registered US Implants	6,797
Estimated Active US Implants	1,885
Estimated Longevity	(see table on page 91)
Normal Battery Depletion	68
Max. Delivered Energy	40 joules
Number of US Advisories (see pgs. 222, 223)	Three

	MALFUNCTIONS W/ COMPROMISED THERAPY		MALFUNCTIONS W/O COMPROMISED THERAPY	
	QTY	RATE	QTY	RATE
Electrical Component	5	0.07%	3	0.04%
Electrical Interconnect	0	0.00%	0	0.00%
Battery	1	0.01%	2	0.03%
High Voltage Capacitor	0	0.00%	0	0.00%
Software/Firmware	0	0.00%	1	0.01%
Mechanical	0	0.00%	1	0.01%
Possible Early Battery Depletion	27	0.40%	172	2.53%
Other	3	0.04%	1	0.01%
<b>Total</b>	<b>36</b>	<b>0.53%</b>	<b>180</b>	<b>2.65%</b>



#### INCLUDING NORMAL BATTERY DEPLETION

YEAR	2	4	6	8	10	AT 129 MONTHS
SURVIVAL PROBABILITY	99.63%	96.95%	89.80%	84.95%	82.30%	82.30%
± 1 STANDARD ERROR	0.08%	0.24%	0.45%	0.56%	0.62%	0.62%
SAMPLE SIZE	5,680	4,560	3,680	3,020	1,680	240

#### EXCLUDING NORMAL BATTERY DEPLETION

YEAR	2	4	6	8	10	AT 129 MONTHS
SURVIVAL PROBABILITY	99.72%	97.28%	90.63%	88.07%	86.98%	86.98%
± 1 STANDARD ERROR	0.07%	0.23%	0.44%	0.51%	0.54%	0.54%

\*DF4-LLHH connector type.

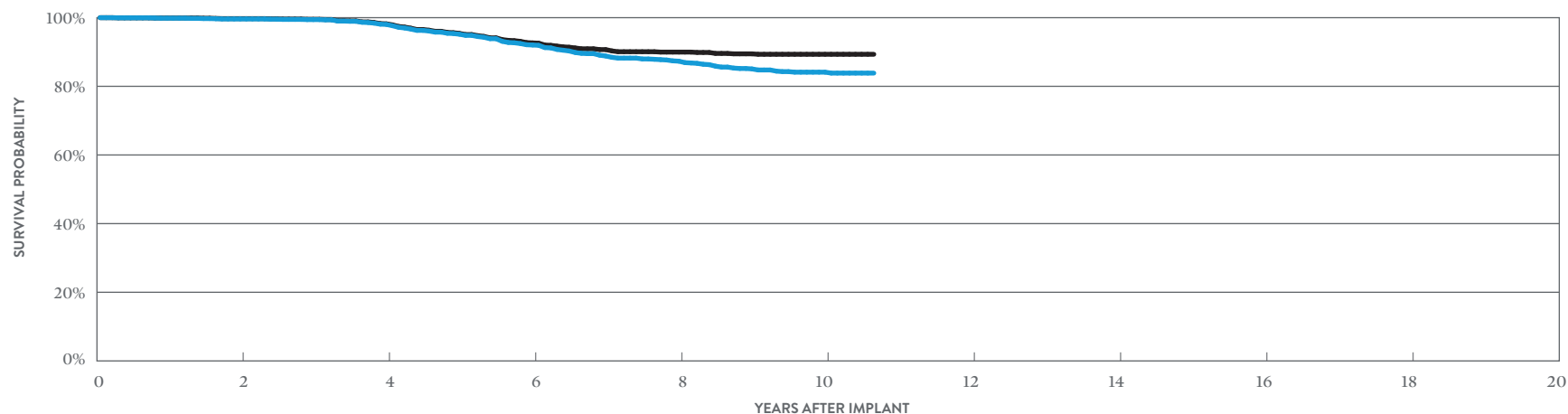
## Dual-Chamber Implantable Cardioverter Defibrillator (ICD) Devices

### Fortify Assura™ DR

#### MODEL CD2257-40 (BATTERY ADVISORY POPULATION)

US Regulatory Approval	May 2012
Registered US Implants	4,235
Estimated Active US Implants	1,197
Estimated Longevity	(see table on page 91)
Normal Battery Depletion	44
Max. Delivered Energy	40 joules
Number of US Advisories (see pgs. 222, 223)	Three

	MALFUNCTIONS W/ COMPROMISED THERAPY		MALFUNCTIONS W/O COMPROMISED THERAPY	
	QTY	RATE	QTY	RATE
Electrical Component	2	0.05%	1	0.02%
Electrical Interconnect	0	0.00%	0	0.00%
Battery	1	0.02%	4	0.09%
High Voltage Capacitor	1	0.02%	0	0.00%
Software/Firmware	0	0.00%	1	0.02%
Mechanical	0	0.00%	0	0.00%
Possible Early Battery Depletion	13	0.31%	79	1.87%
Other	0	0.00%	4	0.09%
<b>Total</b>	<b>17</b>	<b>0.40%</b>	<b>89</b>	<b>2.10%</b>



#### INCLUDING NORMAL BATTERY DEPLETION

YEAR	2	4	6	8	10	AT 128 MONTHS
SURVIVAL PROBABILITY	99.62%	98.03%	92.03%	87.32%	84.12%	83.85%
± 1 STANDARD ERROR	0.10%	0.25%	0.53%	0.68%	0.78%	0.80%
SAMPLE SIZE	3,530	2,780	2,210	1,800	1,020	210

#### EXCLUDING NORMAL BATTERY DEPLETION

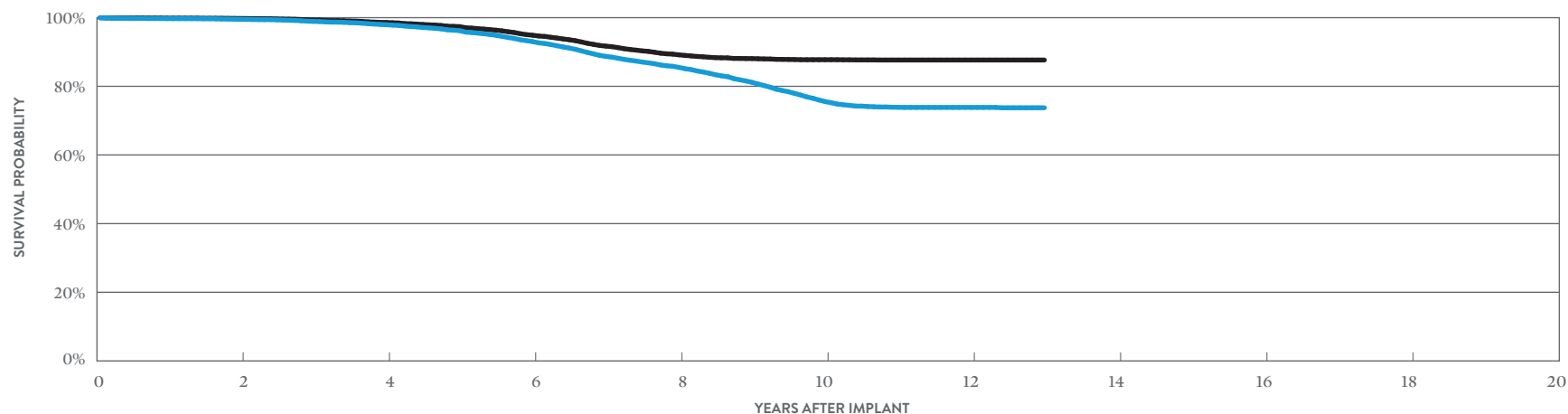
YEAR	2	4	6	8	10	AT 128 MONTHS
SURVIVAL PROBABILITY	99.73%	98.21%	92.65%	89.97%	89.33%	89.33%
± 1 STANDARD ERROR	0.09%	0.24%	0.52%	0.61%	0.64%	0.64%

## Dual-Chamber Implantable Cardioverter Defibrillator (ICD) Devices

### Fortify™ DR

#### MODEL CD2231-40Q\* (BATTERY ADVISORY POPULATION)

		MALFUNCTIONS W/ COMPROMISED THERAPY		MALFUNCTIONS W/O COMPROMISED THERAPY		
		QTY	RATE	QTY	RATE	
US Regulatory Approval	May 2010	Electrical Component	10	0.04%	11	0.04%
Registered US Implants	27,256	Electrical Interconnect	3	0.01%	2	<0.01%
Estimated Active US Implants	5,314	Battery	29	0.11%	55	0.20%
Estimated Longevity	(see table on page 91)	High Voltage Capacitor	5	0.02%	2	<0.01%
Normal Battery Depletion	687	Software/Firmware	1	<0.01%	2	<0.01%
Max. Delivered Energy	40 joules	Mechanical	0	0.00%	0	0.00%
Number of US Advisories (see pgs. 222, 223)	Three	Possible Early Battery Depletion	166	0.61%	405	1.49%
		Other	17	0.06%	13	0.05%
		<b>Total</b>	<b>231</b>	<b>0.85%</b>	<b>490</b>	<b>1.80%</b>



#### INCLUDING NORMAL BATTERY DEPLETION

YEAR	2	4	6	8	10	12	AT 156 MONTHS
SURVIVAL PROBABILITY	99.52%	97.94%	93.02%	85.52%	75.55%	73.85%	73.75%
± 1 STANDARD ERROR	0.04%	0.10%	0.19%	0.28%	0.37%	0.39%	0.40%
SAMPLE SIZE	22,540	18,300	14,630	11,630	8,320	3,730	280

#### EXCLUDING NORMAL BATTERY DEPLETION

YEAR	2	4	6	8	10	12	AT 156 MONTHS
SURVIVAL PROBABILITY	99.76%	98.60%	94.88%	89.17%	87.75%	87.66%	87.66%
± 1 STANDARD ERROR	0.03%	0.08%	0.17%	0.25%	0.28%	0.28%	0.28%

\*DF4-LLHH connector type.

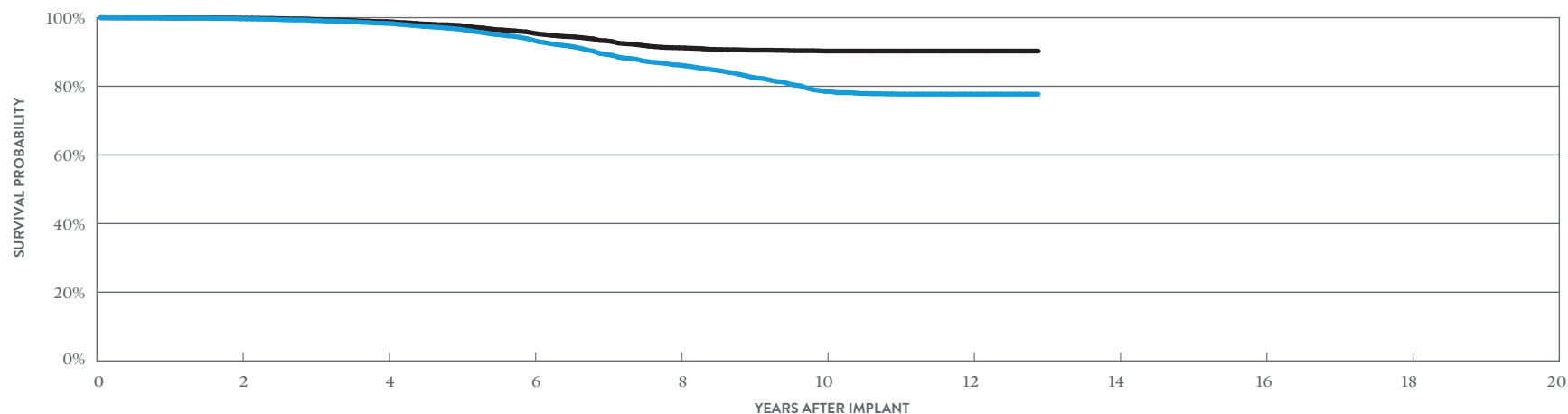
## Dual-Chamber Implantable Cardioverter Defibrillator (ICD) Devices

### Fortify™ DR

#### MODEL CD2231-40 (BATTERY ADVISORY POPULATION)

US Regulatory Approval	May 2010
Registered US Implants	12,267
Estimated Active US Implants	2,604
Estimated Longevity	(see table on page 91)
Normal Battery Depletion	275
Max. Delivered Energy	40 joules
Number of US Advisories (see pgs. 222, 223)	Three

	MALFUNCTIONS W/ COMPROMISED THERAPY		MALFUNCTIONS W/O COMPROMISED THERAPY	
	QTY	RATE	QTY	RATE
Electrical Component	9	0.07%	3	0.02%
Electrical Interconnect	1	<0.01%	0	0.00%
Battery	5	0.04%	9	0.07%
High Voltage Capacitor	8	0.07%	2	0.02%
Software/Firmware	0	0.00%	1	<0.01%
Mechanical	0	0.00%	1	<0.01%
Possible Early Battery Depletion	60	0.49%	139	1.13%
Other	5	0.04%	5	0.04%
<b>Total</b>	<b>88</b>	<b>0.72%</b>	<b>160</b>	<b>1.30%</b>



#### INCLUDING NORMAL BATTERY DEPLETION

YEAR	2	4	6	8	10	12	AT 155 MONTHS
SURVIVAL PROBABILITY	99.67%	98.34%	93.45%	86.19%	78.50%	77.71%	77.71%
± 1 STANDARD ERROR	0.05%	0.13%	0.28%	0.43%	0.55%	0.56%	0.56%
SAMPLE SIZE	10,020	7,930	6,220	4,930	3,640	1,700	250

#### EXCLUDING NORMAL BATTERY DEPLETION

YEAR	2	4	6	8	10	12	AT 155 MONTHS
SURVIVAL PROBABILITY	99.86%	98.85%	95.54%	91.22%	90.27%	90.27%	90.27%
± 1 STANDARD ERROR	0.03%	0.11%	0.24%	0.36%	0.38%	0.38%	0.38%



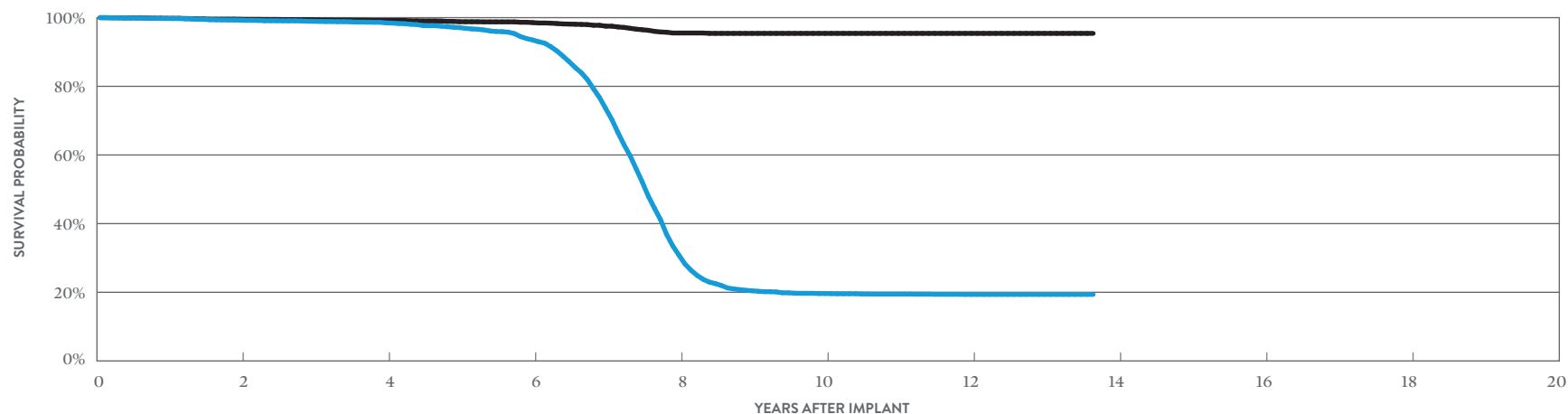
## Dual-Chamber Implantable Cardioverter Defibrillator (ICD) Devices

### Current™ + DR

#### MODEL CD2211-36Q\*

US Regulatory Approval	February 2009
Registered US Implants	8,981
Estimated Active US Implants	1,068
Estimated Longevity	(see table on page 91)
Normal Battery Depletion	1,695
Max. Delivered Energy	36 joules
Number of US Advisories (see pg. 222)	One

	MALFUNCTIONS W/ COMPROMISED THERAPY		MALFUNCTIONS W/O COMPROMISED THERAPY	
	QTY	RATE	QTY	RATE
Electrical Component	6	0.07%	7	0.08%
Electrical Interconnect	0	0.00%	0	0.00%
Battery	7	0.08%	10	0.11%
High Voltage Capacitor	3	0.03%	0	0.00%
Software/Firmware	1	0.01%	25	0.28%
Mechanical	0	0.00%	2	0.02%
Possible Early Battery Depletion	4	0.04%	4	0.04%
Other	6	0.07%	7	0.08%
<b>Total</b>	<b>27</b>	<b>0.30%</b>	<b>55</b>	<b>0.61%</b>



#### INCLUDING NORMAL BATTERY DEPLETION

YEAR	2	4	6	8	10	12	AT 164 MONTHS
SURVIVAL PROBABILITY	99.28%	98.47%	93.50%	30.85%	19.63%	19.37%	19.37%
± 1 STANDARD ERROR	0.10%	0.14%	0.33%	0.64%	0.51%	0.51%	0.51%
SAMPLE SIZE	7,280	5,880	4,780	2,840	1,440	1,180	220

#### EXCLUDING NORMAL BATTERY DEPLETION

YEAR	2	4	6	8	10	12	AT 164 MONTHS
SURVIVAL PROBABILITY	99.53%	99.17%	98.56%	95.53%	95.42%	95.42%	95.42%
± 1 STANDARD ERROR	0.08%	0.11%	0.15%	0.34%	0.35%	0.35%	0.35%

\*DF4-LLHH connector type.

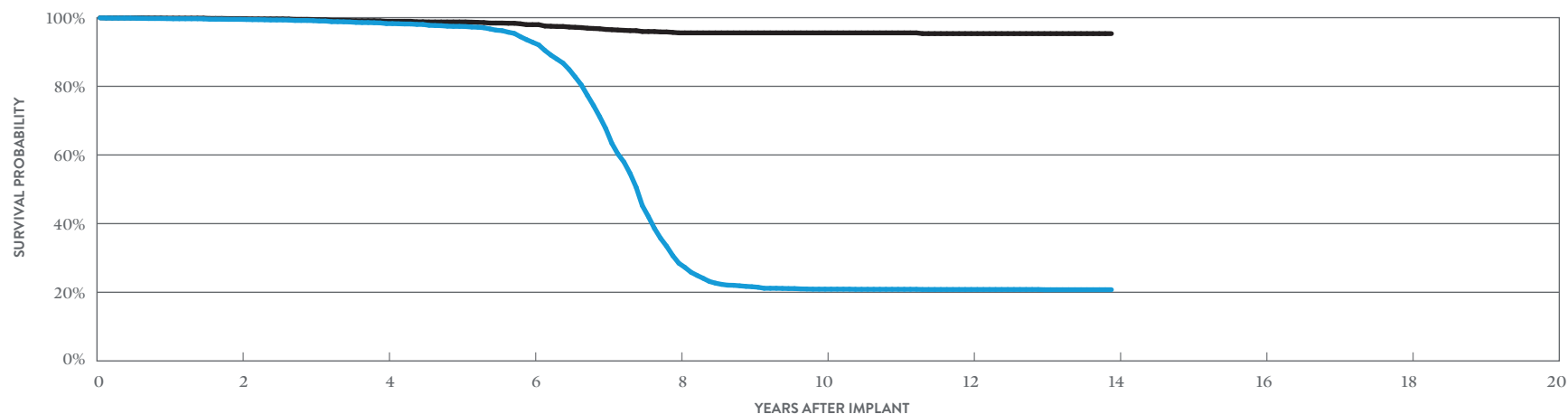
## Dual-Chamber Implantable Cardioverter Defibrillator (ICD) Devices

### Current™ + DR

#### MODEL CD2211-36

US Regulatory Approval	February 2009
Registered US Implants	6,387
Estimated Active US Implants	825
Estimated Longevity	(see table on page 91)
Normal Battery Depletion	1,144
Max. Delivered Energy	36 joules
Number of US Advisories (see pg. 222)	One

	MALFUNCTIONS W/ COMPROMISED THERAPY		MALFUNCTIONS W/O COMPROMISED THERAPY	
	QTY	RATE	QTY	RATE
Electrical Component	3	0.05%	2	0.03%
Electrical Interconnect	2	0.03%	0	0.00%
Battery	8	0.13%	4	0.06%
High Voltage Capacitor	1	0.02%	0	0.00%
Software/Firmware	1	0.02%	18	0.28%
Mechanical	0	0.00%	1	0.02%
Possible Early Battery Depletion	9	0.14%	4	0.06%
Other	7	0.11%	3	0.05%
<b>Total</b>	<b>31</b>	<b>0.49%</b>	<b>32</b>	<b>0.50%</b>



#### INCLUDING NORMAL BATTERY DEPLETION

YEAR	2	4	6	8	10	12	AT 167 MONTHS
SURVIVAL PROBABILITY	99.50%	98.27%	92.83%	28.46%	20.90%	20.81%	20.75%
± 1 STANDARD ERROR	0.09%	0.18%	0.40%	0.75%	0.63%	0.63%	0.63%
SAMPLE SIZE	5,150	4,130	3,260	1,860	1,050	850	230

#### EXCLUDING NORMAL BATTERY DEPLETION

YEAR	2	4	6	8	10	12	AT 167 MONTHS
SURVIVAL PROBABILITY	99.73%	98.94%	97.96%	95.57%	95.57%	95.35%	95.35%
± 1 STANDARD ERROR	0.07%	0.14%	0.23%	0.38%	0.39%	0.42%	0.42%

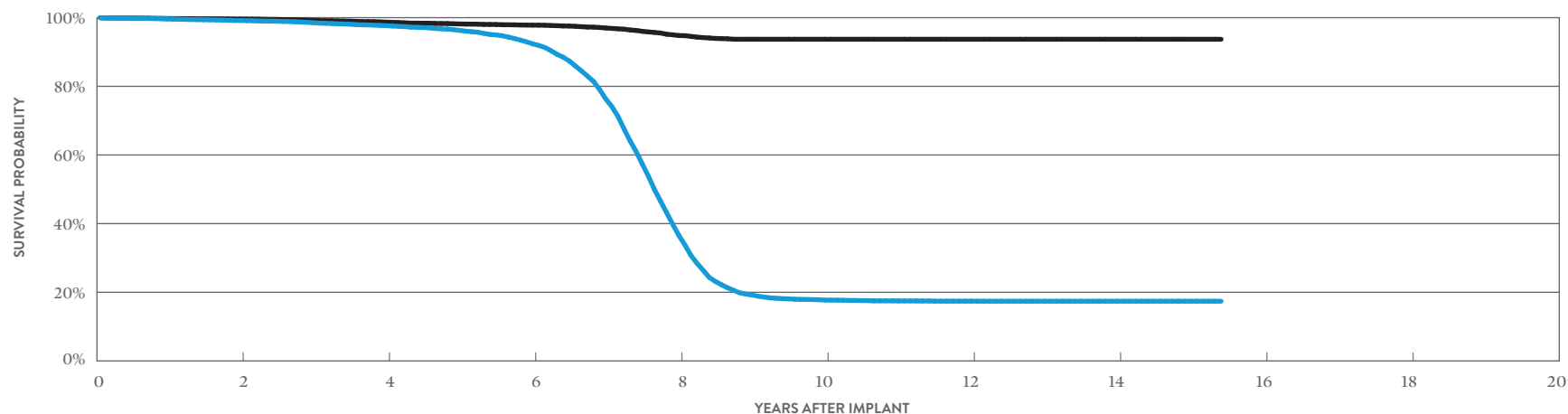
## Dual-Chamber Implantable Cardioverter Defibrillator (ICD) Devices

### Current™ DR RF

#### MODEL 2207-36

US Regulatory Approval	September 2007
Registered US Implants	23,003
Estimated Active US Implants	2,151
Estimated Longevity	(see table on page 91)
Normal Battery Depletion	3,837
Max. Delivered Energy	36 joules
Number of US Advisories (see pg. 222)	One

	MALFUNCTIONS W/ COMPROMISED THERAPY		MALFUNCTIONS W/O COMPROMISED THERAPY	
	QTY	RATE	QTY	RATE
Electrical Component	11	0.05%	12	0.05%
Electrical Interconnect	6	0.03%	2	<0.01%
Battery	21	0.09%	9	0.04%
High Voltage Capacitor	1	<0.01%	0	0.00%
Software/Firmware	4	0.02%	50	0.22%
Mechanical	1	<0.01%	23	0.10%
Possible Early Battery Depletion	41	0.18%	22	0.10%
Other	35	0.15%	6	0.03%
<b>Total</b>	<b>120</b>	<b>0.52%</b>	<b>124</b>	<b>0.54%</b>



#### INCLUDING NORMAL BATTERY DEPLETION

YEAR	2	4	6	8	10	12	14	AT 185 MONTHS
SURVIVAL PROBABILITY	99.16%	97.67%	92.37%	36.57%	17.72%	17.42%	17.40%	17.40%
± 1 STANDARD ERROR	0.07%	0.12%	0.22%	0.45%	0.33%	0.32%	0.32%	0.32%
SAMPLE SIZE	18,340	14,240	11,160	6,580	3,040	2,610	2,030	240

#### EXCLUDING NORMAL BATTERY DEPLETION

YEAR	2	4	6	8	10	12	14	AT 185 MONTHS
SURVIVAL PROBABILITY	99.60%	98.70%	97.82%	94.79%	93.71%	93.71%	93.71%	93.71%
± 1 STANDARD ERROR	0.04%	0.09%	0.12%	0.23%	0.28%	0.28%	0.28%	0.28%

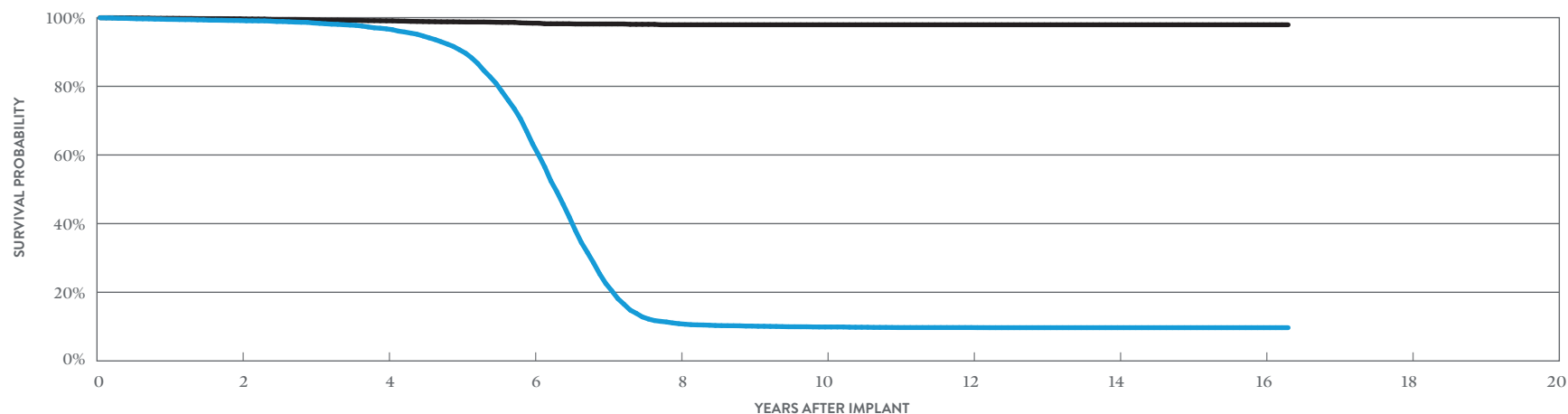
## Dual-Chamber Implantable Cardioverter Defibrillator (ICD) Devices

### Atlas™ II + DR

#### MODEL V-268

US Regulatory Approval	July 2006
Registered US Implants	14,812
Estimated Active US Implants	927
Estimated Longevity	(see table on page 91)
Normal Battery Depletion	2,987
Max. Delivered Energy	36 joules
Number of US Advisories (see pg. 227)	One

	MALFUNCTIONS W/ COMPROMISED THERAPY		MALFUNCTIONS W/O COMPROMISED THERAPY	
	QTY	RATE	QTY	RATE
Electrical Component	6	0.04%	4	0.03%
Electrical Interconnect	4	0.03%	0	0.00%
Battery	9	0.06%	3	0.02%
High Voltage Capacitor	0	0.00%	0	0.00%
Software/Firmware	0	0.00%	0	0.00%
Mechanical	0	0.00%	1	<0.01%
Possible Early Battery Depletion	19	0.13%	6	0.04%
Other	11	0.07%	5	0.03%
<b>Total</b>	<b>49</b>	<b>0.33%</b>	<b>19</b>	<b>0.13%</b>



#### INCLUDING NORMAL BATTERY DEPLETION

YEAR	2	4	6	8	10	12	14	16	AT 196 MONTHS
SURVIVAL PROBABILITY	99.16%	96.74%	63.21%	10.85%	9.89%	9.72%	9.69%	9.69%	9.69%
± 1 STANDARD ERROR	0.08%	0.17%	0.55%	0.31%	0.29%	0.29%	0.29%	0.29%	0.29%
SAMPLE SIZE	11,650	8,660	5,710	1,890	1,290	1,150	980	490	220

#### EXCLUDING NORMAL BATTERY DEPLETION

YEAR	2	4	6	8	10	12	14	16	AT 196 MONTHS
SURVIVAL PROBABILITY	99.67%	99.08%	98.40%	97.93%	97.93%	97.93%	97.93%	97.93%	97.93%
± 1 STANDARD ERROR	0.05%	0.09%	0.14%	0.20%	0.20%	0.20%	0.20%	0.20%	0.20%

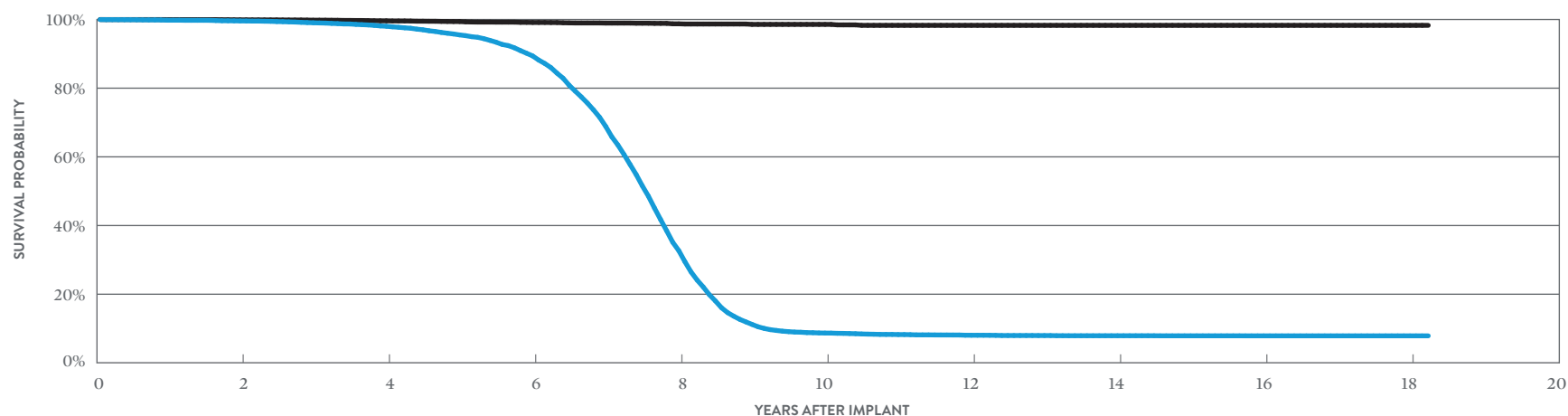
## Dual-Chamber Implantable Cardioverter Defibrillator (ICD) Devices

### Atlas™ + DR

#### MODEL V-243

US Regulatory Approval	October 2003
Registered US Implants	21,082
Estimated Active US Implants	935
Estimated Longevity	(see table on page 91)
Normal Battery Depletion	3,712
Max. Delivered Energy	36 joules
Number of US Advisories (see pgs. 227, 228, 229)	Three

	MALFUNCTIONS W/ COMPROMISED THERAPY		MALFUNCTIONS W/O COMPROMISED THERAPY	
	QTY	RATE	QTY	RATE
Electrical Component	5	0.02%	3	0.01%
Electrical Interconnect	1	<0.01%	0	0.00%
Battery	12	0.06%	4	0.02%
High Voltage Capacitor	1	<0.01%	0	0.00%
Software/Firmware	0	0.00%	0	0.00%
Mechanical	0	0.00%	4	0.02%
Possible Early Battery Depletion	6	0.03%	4	0.02%
Other	17	0.08%	2	<0.01%
<b>Total</b>	<b>42</b>	<b>0.20%</b>	<b>17</b>	<b>0.08%</b>



#### INCLUDING NORMAL BATTERY DEPLETION

YEAR	2	4	6	8	10	12	14	16	18	AT 219 MONTHS
<b>SURVIVAL PROBABILITY</b>	99.57%	98.03%	89.39%	32.66%	8.69%	8.05%	7.91%	7.88%	7.88%	7.88%
<b>± 1 STANDARD ERROR</b>	0.05%	0.12%	0.29%	0.50%	0.25%	0.24%	0.24%	0.24%	0.24%	0.24%
<b>SAMPLE SIZE</b>	16,770	12,530	8,850	4,760	1,600	1,250	1,120	960	420	210

#### EXCLUDING NORMAL BATTERY DEPLETION

YEAR	2	4	6	8	10	12	14	16	18	AT 219 MONTHS
<b>SURVIVAL PROBABILITY</b>	99.90%	99.61%	99.13%	98.74%	98.57%	98.29%	98.29%	98.29%	98.29%	98.29%
<b>± 1 STANDARD ERROR</b>	0.02%	0.05%	0.09%	0.12%	0.15%	0.21%	0.21%	0.21%	0.21%	0.21%

**BATTERY LONGEVITY SUMMARY**

**Dual-Chamber  
Implantable Cardioverter  
Defibrillator (ICD) Devices**

## Dual-Chamber Implantable Cardioverter Defibrillator (ICD) Devices

### Battery Longevity (years)

MODELS	FAMILY	NO PACING	25% PACING	50% PACING	100% PACING
CDDRA500Q	Gallant™ DR†	10.6	9.9	9.3	8.2
CD2411-36Q	Ellipse™ DR*	10.4	9.6	8.9	7.7
CD2411-36C	Ellipse™ DR*	10.4	9.6	8.9	7.7
CD2357-40Q	Fortify Assura™ DR**	11.1	10.2	9.5	8.3
CD2357-40C	Fortify Assura™ DR**	11.1	10.2	9.5	8.3
CD2311-36Q	Ellipse™ DR*	10.4	9.6	8.9	7.7
CD2311-36	Ellipse™ DR*	10.4	9.6	8.9	7.7
CD2257-40Q	Fortify Assura™ DR**	11.1	10.2	9.5	8.3
CD2257-40	Fortify Assura™ DR**	11.1	10.2	9.5	8.3
CD2231-40Q	Fortify™ DR**	10.1	9.3	8.6	7.5
CD2231-40	Fortify™ DR**	10.1	9.3	8.6	7.5
CD2211-36Q	Current™ + DR***	8.2	7.5	7.0	6.1
CD2211-36	Current™ + DR***	8.2	7.5	7.0	6.1
2207-36	Current™ DR RF***	8.2	7.5	7.0	6.1
V-268	Atlas™ II + DR***	8.2	7.5	7.0	6.1
V-243	Atlas™ + DR***	7.9	7.3	6.9	6.1

Pacing parameters: DDD, 2.5V, 0.5 ms, 60 ppm, 500 ohms

\* Battery voltage range 3.20-2.59. Two maximum charges per year.

\*\* Battery voltage range 3.20-2.59. Three maximum charges per year.

\*\*\* Battery voltage range: 3.20-2.45. Four maximum charges per year as well as monthly charging during the battery's mid-life voltage range.

†Capacitor maintenance interval: 1 charge per every 9 months

**SUMMARY INFORMATION**

**Dual-Chamber  
Implantable Cardioverter  
Defibrillator (ICD) Devices**



## Dual-Chamber Implantable Cardioverter Defibrillator (ICD) Devices Survival Probability Summary

### INCLUDING NORMAL BATTERY DEPLETION

MODELS	FAMILY	1 YEAR	2 YEAR	3 YEAR	4 YEAR	5 YEAR	6 YEAR	7 YEAR	8 YEAR	9 YEAR	10 YEAR
CDDRA500Q	Gallant™ DR*	99.93%	99.80%								
CD2411-36Q	Ellipse™ DR	99.89%	99.85%	99.77%	99.69%	99.55%	99.18%	96.61%	88.51%	87.76%	
CD2411-36C	Ellipse™ DR	99.80%	99.73%	99.71%	99.49%	99.22%	98.81%	95.53%	83.77%	83.24%	
CD2357-40Q	Fortify Assura™ DR	99.86%	99.79%	99.73%	99.63%	99.43%	99.19%	98.94%			
CD2357-40Q	Fortify Assura™ DR†	99.79%	99.32%	96.48%	91.18%	85.79%	82.10%	78.10%	73.66%	72.29%	
CD2357-40C	Fortify Assura™ DR	99.89%	99.87%	99.76%	99.60%	99.38%	99.28%	98.84%			
CD2357-40C	Fortify Assura™ DR†	99.72%	99.41%	97.42%	92.69%	87.86%	84.72%	80.70%	76.69%	76.01%	
CD2311-36Q	Ellipse™ DR	99.04%	98.01%	97.09%	95.72%	94.71%	92.13%	85.06%	78.55%	77.15%	76.15%
CD2311-36	Ellipse™ DR	98.94%	97.68%	96.96%	96.10%	94.29%	92.20%	84.51%	78.54%	76.68%	76.34%
CD2257-40Q	Fortify Assura™ DR†	99.87%	99.63%	99.11%	96.95%	93.16%	89.80%	87.29%	84.95%	83.24%	82.30%
CD2257-40	Fortify Assura™ DR†	99.85%	99.62%	99.43%	98.03%	95.17%	92.03%	88.83%	87.32%	85.07%	84.12%
CD2231-40Q	Fortify™ DR†	99.72%	99.52%	98.91%	97.94%	96.22%	93.02%	88.72%	85.52%	81.15%	75.55%
CD2231-40	Fortify™ DR†	99.88%	99.67%	99.17%	98.34%	96.67%	93.45%	89.31%	86.19%	82.62%	78.50%
CD2211-36Q	Current™ + DR	99.76%	99.28%	98.93%	98.47%	97.11%	93.50%	73.50%	30.85%	20.43%	19.63%
CD2211-36	Current™ + DR	99.72%	99.50%	99.13%	98.27%	97.46%	92.83%	67.69%	28.46%	21.62%	20.90%
2207-36	Current™ DR RF	99.63%	99.16%	98.53%	97.67%	96.30%	92.37%	76.34%	36.57%	19.21%	17.72%
V-268	Atlas™ II + DR	99.50%	99.16%	98.45%	96.74%	90.64%	63.21%	22.58%	10.85%	10.16%	9.89%
V-243	Atlas™ + DR	99.79%	99.57%	99.04%	98.03%	95.51%	89.39%	68.85%	32.66%	11.22%	8.69%

†Premature battery depletion advisory population.

## Dual-Chamber Implantable Cardioverter Defibrillator (ICD) Devices

### Survival Probability Summary

#### EXCLUDING NORMAL BATTERY DEPLETION

MODELS	FAMILY	1 YEAR	2 YEAR	3 YEAR	4 YEAR	5 YEAR	6 YEAR	7 YEAR	8 YEAR	9 YEAR	10 YEAR
CDDRA500Q	Gallant™ DR*	99.94%	99.82%								
CD2411-36Q	Ellipse™ DR	99.91%	99.87%	99.83%	99.80%	99.78%	99.78%	99.73%	99.68%	99.60%	
CD2411-36C	Ellipse™ DR	99.83%	99.77%	99.77%	99.63%	99.59%	99.51%	99.29%	98.93%	98.78%	
CD2357-40Q	Fortify Assura™ DR	99.88%	99.81%	99.75%	99.70%	99.67%	99.67%	99.67%			
CD2357-40Q	Fortify Assura™ DR†	99.84%	99.40%	96.62%	91.39%	86.09%	82.71%	79.20%	76.41%	75.21%	
CD2357-40C	Fortify Assura™ DR	99.89%	99.87%	99.79%	99.70%	99.54%	99.54%	99.42%			
CD2357-40C	Fortify Assura™ DR†	99.80%	99.58%	97.62%	93.08%	88.53%	85.51%	82.37%	80.03%	79.62%	
CD2311-36Q	Ellipse™ DR	99.13%	98.16%	97.41%	96.32%	95.77%	95.18%	94.53%	94.15%	94.06%	94.06%
CD2311-36	Ellipse™ DR	99.02%	98.02%	97.47%	96.92%	96.29%	96.10%	95.62%	95.38%	95.08%	95.08%
CD2257-40Q	Fortify Assura™ DR†	99.87%	99.72%	99.33%	97.28%	93.63%	90.63%	89.18%	88.07%	87.27%	86.98%
CD2257-40	Fortify Assura™ DR†	99.90%	99.73%	99.53%	98.21%	95.41%	92.65%	90.70%	89.97%	89.46%	89.33%
CD2231-40Q	Fortify™ DR†	99.86%	99.76%	99.31%	98.60%	97.39%	94.88%	91.71%	89.17%	88.08%	87.75%
CD2231-40	Fortify™ DR†	99.95%	99.86%	99.49%	98.85%	97.73%	95.54%	93.28%	91.22%	90.52%	90.27%
CD2211-36Q	Current™ + DR	99.81%	99.53%	99.38%	99.17%	98.81%	98.56%	97.52%	95.53%	95.42%	95.42%
CD2211-36	Current™ + DR	99.86%	99.73%	99.44%	98.94%	98.75%	97.96%	96.57%	95.57%	95.57%	95.57%
2207-36	Current™ DR RF	99.75%	99.60%	99.22%	98.70%	98.17%	97.82%	96.99%	94.79%	93.71%	93.71%
V-268	Atlas™ II + DR	99.80%	99.67%	99.38%	99.08%	98.76%	98.40%	98.16%	97.93%	97.93%	97.93%
V-243	Atlas™ + DR	99.97%	99.90%	99.80%	99.61%	99.40%	99.13%	98.95%	98.74%	98.57%	98.57%

†Premature battery depletion advisory population.

# Dual-Chamber Implantable Cardioverter Defibrillator (ICD) Devices

## US Malfunction Summary

### WITH COMPROMISED THERAPY

MODELS	FAMILY	REGISTERED US IMPLANTS	PERCENT RETURNED FOR ANALYSIS	ELECTRICAL COMPONENT		ELECTRICAL INTERCONNECT		BATTERY		HIGH VOLTAGE CAPACITOR		SOFTWARE/ FIRMWARE		MECHANICAL		POSSIBLE EARLY BATTERY DEPLETION		OTHER		TOTAL	
				QTY	RATE	QTY	RATE	QTY	RATE	QTY	RATE	QTY	RATE	QTY	RATE	QTY	RATE	QTY	RATE	QTY	RATE
CDDRA500Q	Gallant™ DR	23,663	1.20%	0	0.00%	0	0.00%	0	0.00%	0	0.00%	0	0.00%	0	0.00%	0	0.00%	0	0.00%	0	0.00%
CD2411-36Q	Ellipse™ DR	33,631	6.10%	3	<0.01%	1	<0.01%	0	0.00%	2	<0.01%	1	<0.01%	1	<0.01%	0	0.00%	2	<0.01%	10	0.03%
CD2411-36C	Ellipse™ DR	11,977	8.70%	3	0.03%	0	0.00%	0	0.00%	7	0.06%	0	0.00%	0	0.00%	0	0.00%	1	<0.01%	11	0.09%
CD2357-40Q	Fortify Assura™ DR	42,695	5.10%	3	<0.01%	0	0.00%	2	<0.01%	3	<0.01%	0	0.00%	0	0.00%	0	0.00%	7	0.02%	15	0.04%
CD2357-40Q	Fortify Assura™ DR†	12,263	19.70%	3	0.02%	1	<0.01%	0	0.00%	0	0.00%	0	0.00%	0	0.00%	73	0.60%	1	<0.01%	78	0.64%
CD2357-40C	Fortify Assura™ DR	11,909	6.30%	2	0.02%	0	0.00%	0	0.00%	1	<0.01%	0	0.00%	0	0.00%	0	0.00%	0	0.00%	3	0.03%
CD2357-40C	Fortify Assura™ DR†	6,955	21.10%	3	0.04%	2	0.03%	1	0.01%	0	0.00%	0	0.00%	0	0.00%	33	0.47%	2	0.03%	41	0.59%
CD2311-36Q	Ellipse™ DR	5,900	14.60%	3	0.05%	0	0.00%	0	0.00%	65	1.10%	1	0.02%	2	0.03%	0	0.00%	5	0.08%	76	1.29%
CD2311-36	Ellipse™ DR	3,748	15.40%	5	0.13%	0	0.00%	0	0.00%	22	0.59%	0	0.00%	4	0.11%	0	0.00%	5	0.13%	36	0.96%
CD2257-40Q	Fortify Assura™ DR†	6,797	17.40%	5	0.07%	0	0.00%	1	0.01%	0	0.00%	0	0.00%	0	0.00%	27	0.40%	3	0.04%	36	0.53%
CD2257-40	Fortify Assura™ DR†	4,235	19.60%	2	0.05%	0	0.00%	1	0.02%	1	0.02%	0	0.00%	0	0.00%	13	0.31%	0	0.00%	17	0.40%
CD2231-40Q	Fortify™ DR†	27,256	17.40%	10	0.04%	3	0.01%	29	0.11%	5	0.02%	1	<0.01%	0	0.00%	166	0.61%	17	0.06%	231	0.85%
CD2231-40	Fortify™ DR†	12,267	19.20%	9	0.07%	1	<0.01%	5	0.04%	8	0.07%	0	0.00%	0	0.00%	60	0.49%	5	0.04%	88	0.72%
CD2211-36Q	Current™ + DR	8,981	29.70%	6	0.07%	0	0.00%	7	0.08%	3	0.03%	1	0.01%	0	0.00%	4	0.04%	6	0.07%	27	0.30%
CD2211-36	Current™ + DR	6,387	30.00%	3	0.05%	2	0.03%	8	0.13%	1	0.02%	1	0.02%	0	0.00%	9	0.14%	7	0.11%	31	0.49%
2207-36	Current™ DR RF	23,003	29.20%	11	0.05%	6	0.03%	21	0.09%	1	<0.01%	4	0.02%	1	<0.01%	41	0.18%	35	0.15%	120	0.52%
V-268	Atlas™ II + DR	14,812	30.00%	6	0.04%	4	0.03%	9	0.06%	0	0.00%	0	0.00%	0	0.00%	19	0.13%	11	0.07%	49	0.33%
V-243	Atlas™ + DR	21,082	27.40%	5	0.02%	1	<0.01%	12	0.06%	1	<0.01%	0	0.00%	0	0.00%	6	0.03%	17	0.08%	42	0.20%

Definitions of malfunction categories can be found on [pages 5-6](#).

†Premature battery depletion advisory population.

# Dual-Chamber Implantable Cardioverter Defibrillator (ICD) Devices

## US Malfunction Summary

### WITHOUT COMPROMISED THERAPY

MODELS	FAMILY	REGISTERED US IMPLANTS	PERCENT RETURNED FOR ANALYSIS	ELECTRICAL COMPONENT		ELECTRICAL INTERCONNECT		BATTERY		HIGH VOLTAGE CAPACITOR		SOFTWARE/ FIRMWARE		MECHANICAL		POSSIBLE EARLY BATTERY DEPLETION		OTHER		TOTAL	
				QTY	RATE	QTY	RATE	QTY	RATE	QTY	RATE	QTY	RATE	QTY	RATE	QTY	RATE	QTY	RATE	QTY	RATE
CDDRA500Q	Gallant™ DR	23,663	1.20%	6	0.03%	0	0.00%	0	0.00%	1	<0.01%	0	0.00%	0	0.00%	0	0.00%	2	<0.01%	9	0.04%
CD2411-36Q	Ellipse™ DR	33,631	6.10%	8	0.02%	0	0.00%	0	0.00%	2	<0.01%	0	0.00%	4	0.01%	1	<0.01%	6	0.02%	21	0.06%
CD2411-36C	Ellipse™ DR	11,977	8.70%	8	0.07%	0	0.00%	0	0.00%	2	0.02%	0	0.00%	1	<0.01%	0	0.00%	5	0.04%	16	0.13%
CD2357-40Q	Fortify Assura™ DR	42,695	5.10%	16	0.04%	1	<0.01%	2	<0.01%	1	<0.01%	0	0.00%	2	<0.01%	3	<0.01%	3	<0.01%	28	0.07%
CD2357-40Q	Fortify Assura™ DR†	12,263	19.70%	10	0.08%	0	0.00%	19	0.15%	0	0.00%	0	0.00%	1	<0.01%	662	5.40%	5	0.04%	697	5.68%
CD2357-40C	Fortify Assura™ DR	11,909	6.30%	5	0.04%	1	<0.01%	1	<0.01%	0	0.00%	2	0.02%	2	0.02%	1	<0.01%	2	0.02%	14	0.12%
CD2357-40C	Fortify Assura™ DR†	6,955	21.10%	2	0.03%	1	0.01%	6	0.09%	0	0.00%	0	0.00%	0	0.00%	304	4.37%	1	0.01%	314	4.51%
CD2311-36Q	Ellipse™ DR	5,900	14.60%	10	0.17%	0	0.00%	1	0.02%	14	0.24%	0	0.00%	3	0.05%	0	0.00%	2	0.03%	30	0.51%
CD2311-36	Ellipse™ DR	3,748	15.40%	9	0.24%	0	0.00%	0	0.00%	8	0.21%	0	0.00%	3	0.08%	1	0.03%	2	0.05%	23	0.61%
CD2257-40Q	Fortify Assura™ DR†	6,797	17.40%	3	0.04%	0	0.00%	2	0.03%	0	0.00%	1	0.01%	1	0.01%	172	2.53%	1	0.01%	180	2.65%
CD2257-40	Fortify Assura™ DR†	4,235	19.60%	1	0.02%	0	0.00%	4	0.09%	0	0.00%	1	0.02%	0	0.00%	79	1.87%	4	0.09%	89	2.10%
CD2231-40Q	Fortify™ DR†	27,256	17.40%	11	0.04%	2	<0.01%	55	0.20%	2	<0.01%	2	<0.01%	0	0.00%	405	1.49%	13	0.05%	490	1.80%
CD2231-40	Fortify™ DR†	12,267	19.20%	3	0.02%	0	0.00%	9	0.07%	2	0.02%	1	<0.01%	1	<0.01%	139	1.13%	5	0.04%	160	1.30%
CD2211-36Q	Current™ + DR	8,981	29.70%	7	0.08%	0	0.00%	10	0.11%	0	0.00%	25	0.28%	2	0.02%	4	0.04%	7	0.08%	55	0.61%
CD2211-36	Current™ + DR	6,387	30.00%	2	0.03%	0	0.00%	4	0.06%	0	0.00%	18	0.28%	1	0.02%	4	0.06%	3	0.05%	32	0.50%
2207-36	Current™ DR RF	23,003	29.20%	12	0.05%	2	<0.01%	9	0.04%	0	0.00%	50	0.22%	23	0.10%	22	0.10%	6	0.03%	124	0.54%
V-268	Atlas™ II + DR	14,812	30.00%	4	0.03%	0	0.00%	3	0.02%	0	0.00%	0	0.00%	1	<0.01%	6	0.04%	5	0.03%	19	0.13%
V-243	Atlas™ + DR	21,082	27.40%	3	0.01%	0	0.00%	4	0.02%	0	0.00%	0	0.00%	4	0.02%	4	0.02%	2	<0.01%	17	0.08%

Definitions of malfunction categories can be found on [pages 5-6](#).

†Premature battery depletion advisory population.

# Dual-Chamber Implantable Cardioverter Defibrillator (ICD) Devices

## Worldwide Malfunction Summary

### WITH COMPROMISED THERAPY

MODELS	FAMILY	WORLDWIDE SALES	PERCENT RETURNED FOR ANALYSIS	ELECTRICAL COMPONENT		ELECTRICAL INTERCONNECT		BATTERY		HIGH VOLTAGE CAPACITOR		SOFTWARE/FIRMWARE		MECHANICAL		POSSIBLE EARLY BATTERY DEPLETION		OTHER		TOTAL	
				QTY	RATE	QTY	RATE	QTY	RATE	QTY	RATE	QTY	RATE	QTY	RATE	QTY	RATE	QTY	RATE	QTY	RATE
CDDRA500Q	Gallant™ DR	36,471	1.05%	0	0.00%	0	0.00%	0	0.00%	0	0.00%	0	0.00%	0	0.00%	0	0.00%	0	0.00%	0	0.00%
CD2411-36Q	Ellipse™ DR	34,146	6.23%	3	<0.01%	1	<0.01%	0	0.00%	2	<0.01%	1	<0.01%	1	<0.01%	0	0.00%	2	<0.01%	10	0.03%
CD2411-36C	Ellipse™ DR	12,096	9.21%	3	0.02%	0	0.00%	0	0.00%	7	0.06%	0	0.00%	0	0.00%	0	0.00%	1	<0.01%	11	0.09%
CD2357-40Q	Fortify Assura™ DR	55,895	8.45%	6	0.01%	1	<0.01%	2	<0.01%	3	<0.01%	0	0.00%	0	0.00%	73	0.13%	8	0.01%	93	0.17%
CD2357-40C	Fortify Assura™ DR	19,046	12.11%	5	0.03%	2	0.01%	1	<0.01%	1	<0.01%	0	0.00%	0	0.00%	33	0.17%	2	0.01%	44	0.23%
CD2311-36Q	Ellipse™ DR	5,882	16.12%	3	0.05%	0	0.00%	0	0.00%	65	1.11%	1	0.02%	2	0.03%	0	0.00%	5	0.09%	76	1.29%
CD2311-36	Ellipse™ DR	3,749	16.35%	5	0.13%	0	0.00%	0	0.00%	22	0.59%	0	0.00%	4	0.11%	0	0.00%	5	0.13%	36	0.96%
CD2257-40Q	Fortify Assura™ DR	6,780	17.83%	5	0.07%	0	0.00%	1	0.01%	0	0.00%	0	0.00%	0	0.00%	27	0.40%	3	0.04%	36	0.53%
CD2257-40	Fortify Assura™ DR	4,234	20.10%	2	0.05%	0	0.00%	1	0.02%	1	0.02%	0	0.00%	0	0.00%	13	0.31%	0	0.00%	17	0.40%
CD2231-40Q	Fortify™ DR	29,115	16.80%	11	0.04%	3	0.01%	29	0.10%	5	0.02%	1	<0.01%	0	0.00%	172	0.59%	17	0.06%	238	0.82%
CD2231-40	Fortify™ DR	17,855	13.99%	9	0.05%	2	0.01%	5	0.03%	8	0.04%	0	0.00%	0	0.00%	63	0.35%	6	0.03%	93	0.52%
CD2211-36Q	Current™ + DR	15,224	18.35%	9	0.06%	1	<0.01%	9	0.06%	8	0.05%	1	<0.01%	0	0.00%	8	0.05%	16	0.11%	52	0.34%
CD2211-36	Current™ + DR	13,483	15.20%	8	0.06%	5	0.04%	11	0.08%	4	0.03%	1	<0.01%	0	0.00%	12	0.09%	10	0.07%	51	0.38%
2207-36	Current™ DR RF	33,051	23.23%	18	0.05%	11	0.03%	30	0.09%	12	0.04%	5	0.02%	2	<0.01%	60	0.18%	47	0.14%	185	0.56%
V-268	Atlas™ II + DR	25,779	19.57%	15	0.06%	5	0.02%	19	0.07%	1	<0.01%	0	0.00%	0	0.00%	32	0.12%	20	0.08%	92	0.36%
V-243	Atlas™ + DR	34,105	19.13%	5	0.01%	3	<0.01%	25	0.07%	1	<0.01%	0	0.00%	0	0.00%	14	0.04%	30	0.09%	78	0.23%

Definitions of malfunction categories can be found on [pages 5-6](#).

# Dual-Chamber Implantable Cardioverter Defibrillator (ICD) Devices

## Worldwide Malfunction Summary

### WITHOUT COMPROMISED THERAPY

MODELS	FAMILY	WORLDWIDE SALES	PERCENT RETURNED FOR ANALYSIS	ELECTRICAL COMPONENT		ELECTRICAL INTERCONNECT		BATTERY		HIGH VOLTAGE CAPACITOR		SOFTWARE/FIRMWARE		MECHANICAL		POSSIBLE EARLY BATTERY DEPLETION		OTHER		TOTAL	
				QTY	RATE	QTY	RATE	QTY	RATE	QTY	RATE	QTY	RATE	QTY	RATE	QTY	RATE	QTY	RATE	QTY	RATE
CDDRA500Q	Gallant™ DR	36,471	1.05%	7	0.02%	1	<0.01%	0	0.00%	1	<0.01%	0	0.00%	0	0.00%	0	0.00%	2	<0.01%	11	0.03%
CD2411-36Q	Ellipse™ DR	34,146	6.23%	8	0.02%	0	0.00%	0	0.00%	2	<0.01%	0	0.00%	4	0.01%	1	<0.01%	6	0.02%	21	0.06%
CD2411-36C	Ellipse™ DR	12,096	9.21%	8	0.07%	0	0.00%	0	0.00%	2	0.02%	0	0.00%	1	<0.01%	0	0.00%	5	0.04%	16	0.13%
CD2357-40Q	Fortify Assura™ DR	55,895	8.45%	26	0.05%	1	<0.01%	21	0.04%	2	<0.01%	0	0.00%	3	<0.01%	665	1.19%	8	0.01%	726	1.30%
CD2357-40C	Fortify Assura™ DR	19,046	12.11%	7	0.04%	2	0.01%	7	0.04%	0	0.00%	2	0.01%	2	0.01%	305	1.60%	4	0.02%	329	1.73%
CD2311-36Q	Ellipse™ DR	5,882	16.12%	10	0.17%	0	0.00%	1	0.02%	14	0.24%	0	0.00%	3	0.05%	0	0.00%	2	0.03%	30	0.51%
CD2311-36	Ellipse™ DR	3,749	16.35%	9	0.24%	0	0.00%	0	0.00%	8	0.21%	0	0.00%	3	0.08%	1	0.03%	2	0.05%	23	0.61%
CD2257-40Q	Fortify Assura™ DR	6,780	17.83%	3	0.04%	0	0.00%	2	0.03%	0	0.00%	1	0.01%	1	0.01%	172	2.54%	1	0.01%	180	2.65%
CD2257-40	Fortify Assura™ DR	4,234	20.10%	1	0.02%	0	0.00%	4	0.09%	0	0.00%	1	0.02%	0	0.00%	79	1.87%	4	0.09%	89	2.10%
CD2231-40Q	Fortify™ DR	29,115	16.80%	14	0.05%	2	<0.01%	56	0.19%	2	<0.01%	2	<0.01%	0	0.00%	428	1.47%	13	0.04%	517	1.78%
CD2231-40	Fortify™ DR	17,855	13.99%	5	0.03%	0	0.00%	9	0.05%	2	0.01%	1	<0.01%	2	0.01%	156	0.87%	5	0.03%	180	1.01%
CD2211-36Q	Current™ + DR	15,224	18.35%	12	0.08%	0	0.00%	11	0.07%	2	0.01%	27	0.18%	3	0.02%	9	0.06%	10	0.07%	74	0.49%
CD2211-36	Current™ + DR	13,483	15.20%	2	0.01%	1	<0.01%	4	0.03%	1	<0.01%	20	0.15%	2	0.01%	5	0.04%	7	0.05%	42	0.31%
2207-36	Current™ DR RF	33,051	23.23%	20	0.06%	5	0.02%	15	0.05%	4	0.01%	109	0.33%	36	0.11%	30	0.09%	12	0.04%	231	0.70%
V-268	Atlas™ II + DR	25,779	19.57%	7	0.03%	0	0.00%	8	0.03%	1	<0.01%	0	0.00%	1	<0.01%	9	0.03%	6	0.02%	32	0.12%
V-243	Atlas™ + DR	34,105	19.13%	6	0.02%	0	0.00%	6	0.02%	0	0.00%	0	0.00%	8	0.02%	6	0.02%	4	0.01%	30	0.09%

Definitions of malfunction categories can be found on [pages 5-6](#).

**SINGLE-CHAMBER**  
**Implantable Cardioverter  
Defibrillator (ICD) Devices**

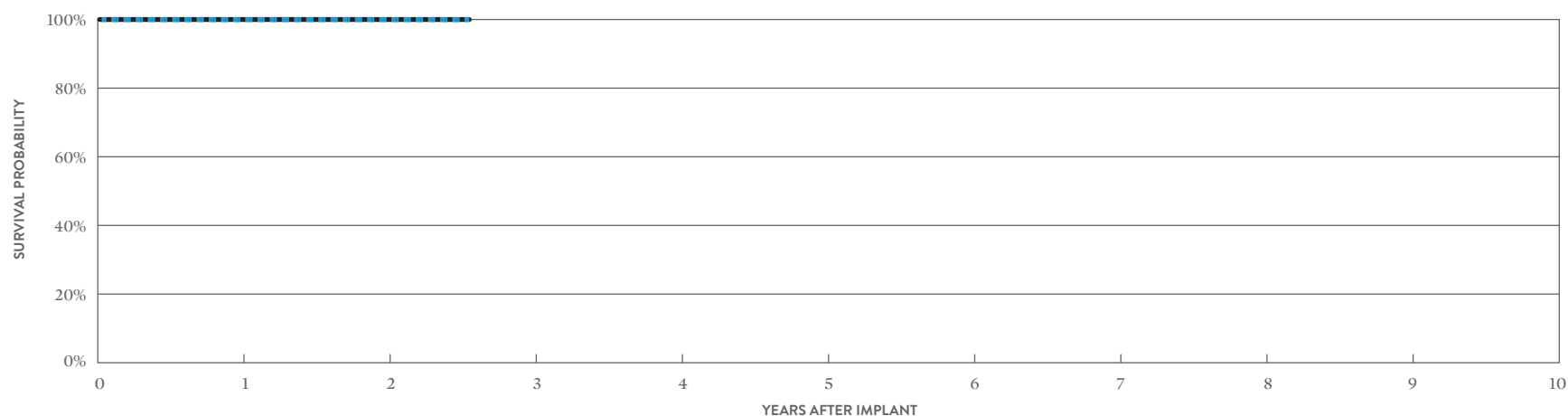
## Single-Chamber Implantable Cardioverter Defibrillator (ICD) Devices

### Gallant™ VR

#### MODEL CDVRA500Q\*

US Regulatory Approval	June 2020
Registered US Implants	11,402
Estimated Active US Implants	9,882
Estimated Longevity	(see table on page 119)
Normal Battery Depletion	0
Max. Delivered Energy	40 joules
Number of US Advisories	None

	MALFUNCTIONS W/ COMPROMISED THERAPY		MALFUNCTIONS W/O COMPROMISED THERAPY	
	QTY	RATE	QTY	RATE
Electrical Component	0	0.00%	0	0.00%
Electrical Interconnect	0	0.00%	0	0.00%
Battery	0	0.00%	0	0.00%
High Voltage Capacitor	0	0.00%	0	0.00%
Software/Firmware	0	0.00%	0	0.00%
Mechanical	0	0.00%	0	0.00%
Possible Early Battery Depletion	0	0.00%	0	0.00%
Other	0	0.00%	0	0.00%
<b>Total</b>	<b>0</b>	<b>0.00%</b>	<b>0</b>	<b>0.00%</b>



#### INCLUDING NORMAL BATTERY DEPLETION

YEAR	1	2	AT 31 MONTHS
SURVIVAL PROBABILITY	100.00%	100.00%	100.00%
± 1 STANDARD ERROR	0.00%	0.00%	0.00%
SAMPLE SIZE	8,420	3,470	220

#### EXCLUDING NORMAL BATTERY DEPLETION

YEAR	1	2	AT 31 MONTHS
SURVIVAL PROBABILITY	100.00%	100.00%	100.00%
± 1 STANDARD ERROR	0.00%	0.00%	0.00%

\*DF4-LLHH connector type.



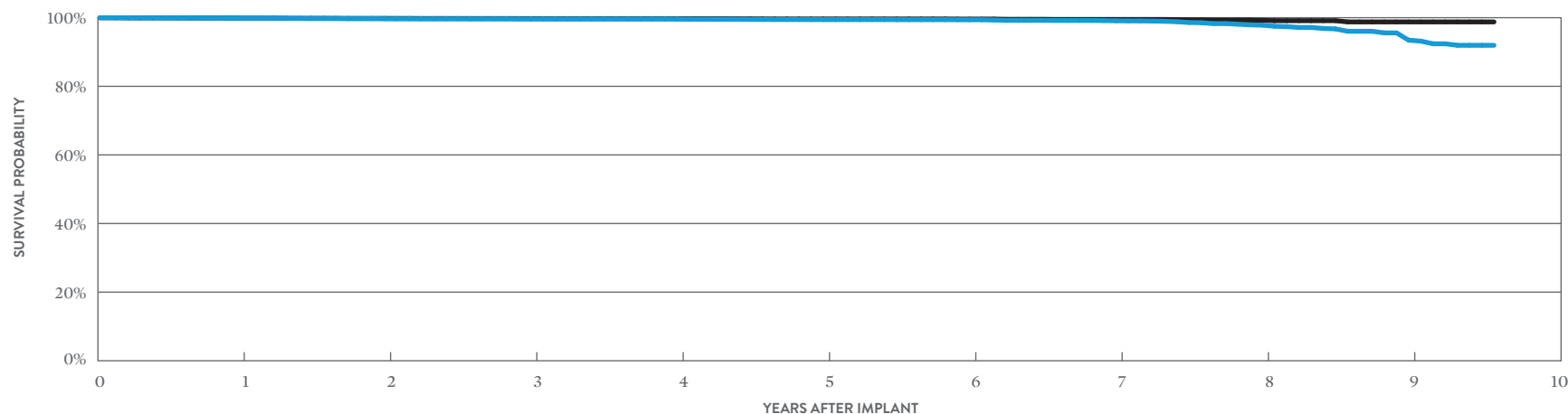
# Single-Chamber Implantable Cardioverter Defibrillator (ICD) Devices

## Ellipse™ VR

### MODEL CD1411-36Q\*

US Regulatory Approval	June 2013
Registered US Implants	23,981
Estimated Active US Implants	13,071
Estimated Longevity	(see table on page 119)
Normal Battery Depletion	34
Max. Delivered Energy	36 joules
Number of US Advisories (see pgs. 221, 222, 224)	Three

	MALFUNCTIONS W/ COMPROMISED THERAPY		MALFUNCTIONS W/O COMPROMISED THERAPY	
	QTY	RATE	QTY	RATE
Electrical Component	5	0.02%	7	0.03%
Electrical Interconnect	0	0.00%	0	0.00%
Battery	0	0.00%	1	<0.01%
High Voltage Capacitor	10	0.04%	6	0.03%
Software/Firmware	0	0.00%	1	<0.01%
Mechanical	0	0.00%	3	0.01%
Possible Early Battery Depletion	0	0.00%	2	<0.01%
Other	2	<0.01%	5	0.02%
<b>Total</b>	<b>17</b>	<b>0.07%</b>	<b>25</b>	<b>0.10%</b>



#### INCLUDING NORMAL BATTERY DEPLETION

YEAR	1	2	3	4	5	6	7	8	9	AT 115 MONTHS
<b>SURVIVAL PROBABILITY</b>	99.86%	99.67%	99.62%	99.59%	99.44%	99.39%	99.10%	97.83%	93.44%	91.95%
<b>± 1 STANDARD ERROR</b>	0.02%	0.04%	0.04%	0.04%	0.06%	0.06%	0.09%	0.21%	0.44%	0.82%
<b>SAMPLE SIZE</b>	22,340	19,340	16,520	13,680	10,790	7,880	5,450	3,400	1,550	240

#### EXCLUDING NORMAL BATTERY DEPLETION

YEAR	1	2	3	4	5	6	7	8	9	AT 115 MONTHS
<b>SURVIVAL PROBABILITY</b>	99.88%	99.79%	99.74%	99.71%	99.62%	99.59%	99.47%	99.21%	98.77%	98.77%
<b>± 1 STANDARD ERROR</b>	0.02%	0.03%	0.04%	0.04%	0.05%	0.05%	0.07%	0.10%	0.20%	0.20%

\*DF4-LLHH connector type.

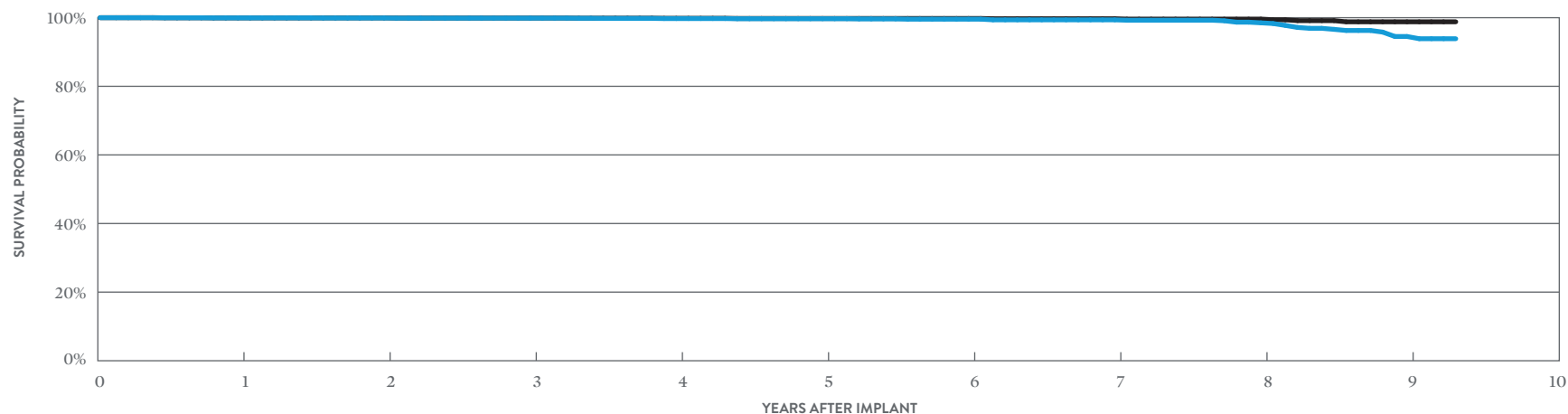
# Single-Chamber Implantable Cardioverter Defibrillator (ICD) Devices

## Ellipse™ VR

### MODEL CD1411-36C\*

US Regulatory Approval	June 2013
Registered US Implants	7,368
Estimated Active US Implants	3,807
Estimated Longevity	(see table on page 119)
Normal Battery Depletion	18
Max. Delivered Energy	36 joules
Number of US Advisories (see pgs. 221, 222, 224)	Three

	MALFUNCTIONS W/ COMPROMISED THERAPY		MALFUNCTIONS W/O COMPROMISED THERAPY	
	QTY	RATE	QTY	RATE
Electrical Component	0	0.00%	6	0.08%
Electrical Interconnect	0	0.00%	0	0.00%
Battery	0	0.00%	0	0.00%
High Voltage Capacitor	0	0.00%	1	0.01%
Software/Firmware	0	0.00%	0	0.00%
Mechanical	0	0.00%	1	0.01%
Possible Early Battery Depletion	0	0.00%	1	0.01%
Other	0	0.00%	2	0.03%
<b>Total</b>	<b>0</b>	<b>0.00%</b>	<b>11</b>	<b>0.15%</b>



#### INCLUDING NORMAL BATTERY DEPLETION

YEAR	1	2	3	4	5	6	7	8	9	AT 112 MONTHS
<b>SURVIVAL PROBABILITY</b>	99.94%	99.91%	99.87%	99.74%	99.69%	99.57%	99.37%	98.50%	94.52%	93.87%
<b>± 1 STANDARD ERROR</b>	0.03%	0.04%	0.05%	0.07%	0.08%	0.10%	0.13%	0.26%	0.88%	0.99%
<b>SAMPLE SIZE</b>	6,870	6,020	5,350	4,710	3,980	3,070	2,230	1,440	660	200

#### EXCLUDING NORMAL BATTERY DEPLETION

YEAR	1	2	3	4	5	6	7	8	9	AT 112 MONTHS
<b>SURVIVAL PROBABILITY</b>	99.94%	99.94%	99.90%	99.82%	99.77%	99.77%	99.69%	99.58%	98.80%	98.80%
<b>± 1 STANDARD ERROR</b>	0.03%	0.03%	0.04%	0.06%	0.07%	0.07%	0.09%	0.12%	0.35%	0.35%

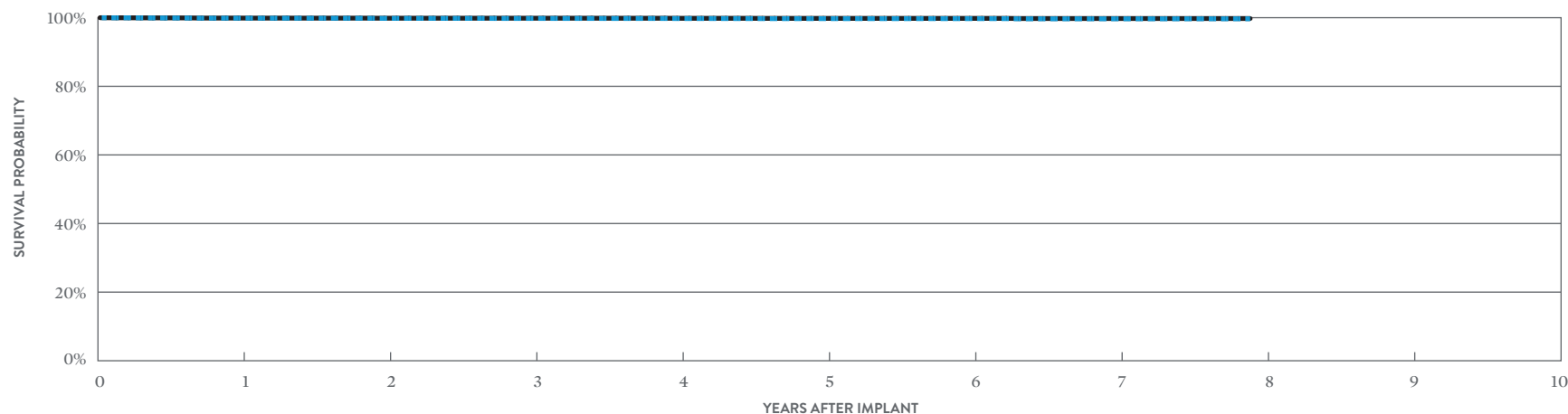
\*Parylene coating.

## Single-Chamber Implantable Cardioverter Defibrillator (ICD) Devices

### Fortify Assura™ VR

#### MODEL CD1357-40Q\* (NON-BATTERY ADVISORY POPULATION)

		MALFUNCTIONS W/ COMPROMISED THERAPY		MALFUNCTIONS W/O COMPROMISED THERAPY	
		QTY	RATE	QTY	RATE
US Regulatory Approval	June 2013	Electrical Component	2 <0.01%	6	0.02%
Registered US Implants	25,830	Electrical Interconnect	2 <0.01%	0	0.00%
Estimated Active US Implants	15,687	Battery	0 0.00%	1	<0.01%
Estimated Longevity	(see table on page 119)	High Voltage Capacitor	0 0.00%	0	0.00%
Normal Battery Depletion	7	Software/Firmware	0 0.00%	1	<0.01%
Max. Delivered Energy	40 joules	Mechanical	0 0.00%	1	<0.01%
Number of US Advisories (see pg. 222)	One	Possible Early Battery Depletion	0 0.00%	0	0.00%
		Other	3 0.01%	3	0.01%
		<b>Total</b>	<b>7 0.03%</b>	<b>12 0.05%</b>	



#### INCLUDING NORMAL BATTERY DEPLETION

YEAR	1	2	3	4	5	6	7	AT 95 MONTHS
SURVIVAL PROBABILITY	99.86%	99.80%	99.78%	99.75%	99.72%	99.72%	99.67%	99.67%
± 1 STANDARD ERROR	0.02%	0.03%	0.03%	0.03%	0.04%	0.04%	0.05%	0.05%
SAMPLE SIZE	24,050	20,830	17,630	14,000	10,310	6,990	3,960	270

#### EXCLUDING NORMAL BATTERY DEPLETION

YEAR	1	2	3	4	5	6	7	AT 95 MONTHS
SURVIVAL PROBABILITY	99.89%	99.85%	99.85%	99.82%	99.80%	99.80%	99.76%	99.76%
± 1 STANDARD ERROR	0.02%	0.02%	0.03%	0.03%	0.03%	0.03%	0.04%	0.04%

\*DF4-LLHH connector type.

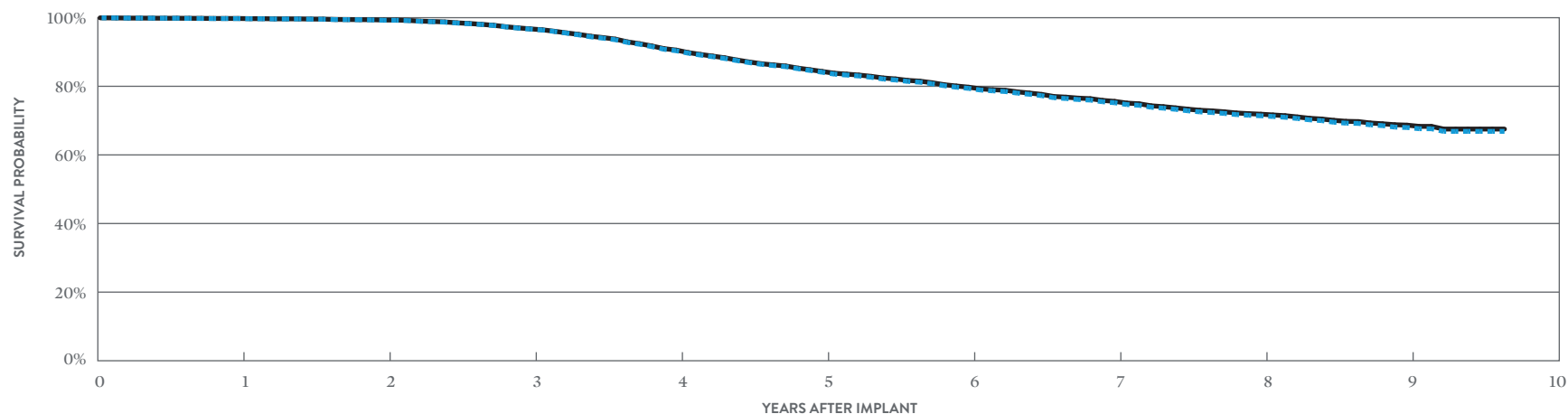
## Single-Chamber Implantable Cardioverter Defibrillator (ICD) Devices

### Fortify Assura™ VR

#### MODEL CD1357-40Q\* (BATTERY ADVISORY POPULATION)

US Regulatory Approval	June 2013
Registered US Implants	10,214
Estimated Active US Implants	3,838
Estimated Longevity	(see table on page 119)
Normal Battery Depletion	16
Max. Delivered Energy	40 joules
Number of US Advisories (see pgs. 222, 223)	Three

	MALFUNCTIONS W/ COMPROMISED THERAPY		MALFUNCTIONS W/O COMPROMISED THERAPY	
	QTY	RATE	QTY	RATE
Electrical Component	5	0.05%	8	0.08%
Electrical Interconnect	1	<0.01%	0	0.00%
Battery	0	0.00%	9	0.09%
High Voltage Capacitor	2	0.02%	0	0.00%
Software/Firmware	1	<0.01%	0	0.00%
Mechanical	0	0.00%	0	0.00%
Possible Early Battery Depletion	68	0.67%	711	6.96%
Other	4	0.04%	6	0.06%
<b>Total</b>	<b>81</b>	<b>0.79%</b>	<b>734</b>	<b>7.19%</b>



#### INCLUDING NORMAL BATTERY DEPLETION

YEAR	1	2	3	4	5	6	7	8	9	AT 116 MONTHS
<b>SURVIVAL PROBABILITY</b>	99.74%	99.24%	96.67%	90.36%	84.09%	79.39%	75.20%	71.40%	67.98%	66.86%
<b>± 1 STANDARD ERROR</b>	0.05%	0.09%	0.19%	0.33%	0.42%	0.48%	0.52%	0.55%	0.62%	0.69%
<b>SAMPLE SIZE</b>	9,570	8,490	7,640	6,840	6,110	5,470	4,880	4,040	2,270	240

#### EXCLUDING NORMAL BATTERY DEPLETION

YEAR	1	2	3	4	5	6	7	8	9	AT 116 MONTHS
<b>SURVIVAL PROBABILITY</b>	99.77%	99.31%	96.74%	90.55%	84.31%	79.74%	75.60%	71.87%	68.68%	67.54%
<b>± 1 STANDARD ERROR</b>	0.05%	0.08%	0.19%	0.33%	0.42%	0.47%	0.52%	0.55%	0.61%	0.69%

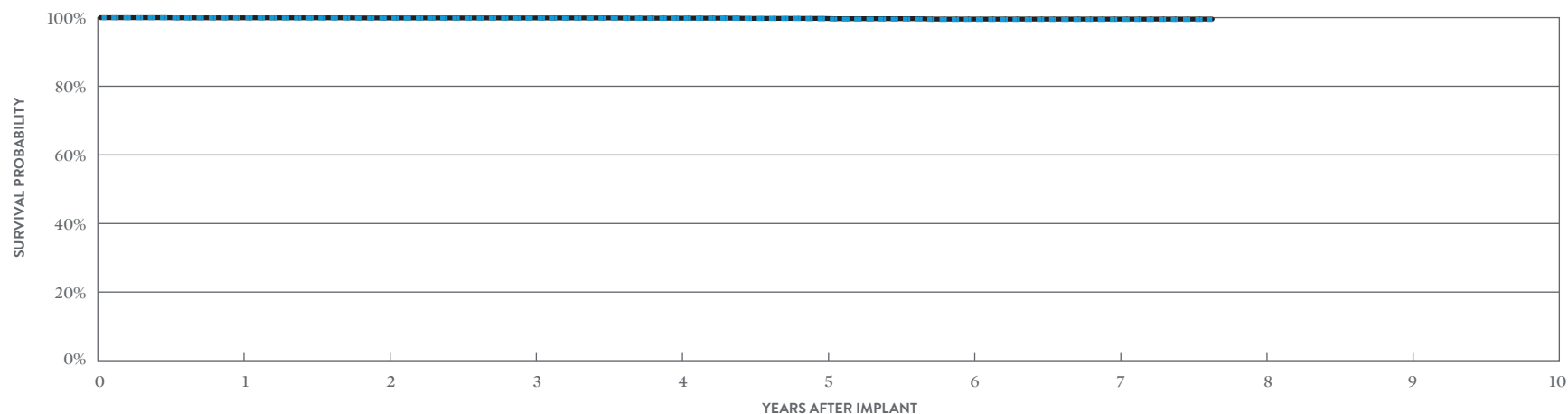
\*DF4-LLHH connector type.

# Single-Chamber Implantable Cardioverter Defibrillator (ICD) Devices

## Fortify Assura™ VR

### MODEL CD1357-40C\* (NON-BATTERY ADVISORY POPULATION)

		MALFUNCTIONS W/ COMPROMISED THERAPY		MALFUNCTIONS W/O COMPROMISED THERAPY		
		QTY	RATE	QTY	RATE	
US Regulatory Approval	June 2013	Electrical Component	0	0.00%	2	0.03%
Registered US Implants	6,142	Electrical Interconnect	0	0.00%	0	0.00%
Estimated Active US Implants	3,510	Battery	0	0.00%	0	0.00%
Estimated Longevity	(see table on page 119)	High Voltage Capacitor	0	0.00%	0	0.00%
Normal Battery Depletion	2	Software/Firmware	0	0.00%	0	0.00%
Max. Delivered Energy	40 joules	Mechanical	0	0.00%	1	0.02%
Number of US Advisories (see pg. 222)	One	Possible Early Battery Depletion	0	0.00%	2	0.03%
		Other	0	0.00%	1	0.02%
		<b>Total</b>	<b>0</b>	<b>0.00%</b>	<b>6</b>	<b>0.10%</b>



#### INCLUDING NORMAL BATTERY DEPLETION

YEAR	1	2	3	4	5	6	7	AT 92 MONTHS
SURVIVAL PROBABILITY	99.96%	99.88%	99.88%	99.82%	99.67%	99.47%	99.47%	99.47%
± 1 STANDARD ERROR	0.03%	0.05%	0.05%	0.06%	0.10%	0.14%	0.14%	0.14%
SAMPLE SIZE	5,600	4,720	4,070	3,480	2,820	1,950	1,040	240

#### EXCLUDING NORMAL BATTERY DEPLETION

YEAR	1	2	3	4	5	6	7	AT 92 MONTHS
SURVIVAL PROBABILITY	99.96%	99.92%	99.92%	99.86%	99.79%	99.59%	99.59%	99.59%
± 1 STANDARD ERROR	0.03%	0.04%	0.04%	0.06%	0.08%	0.13%	0.13%	0.13%

\*Parylene coating.

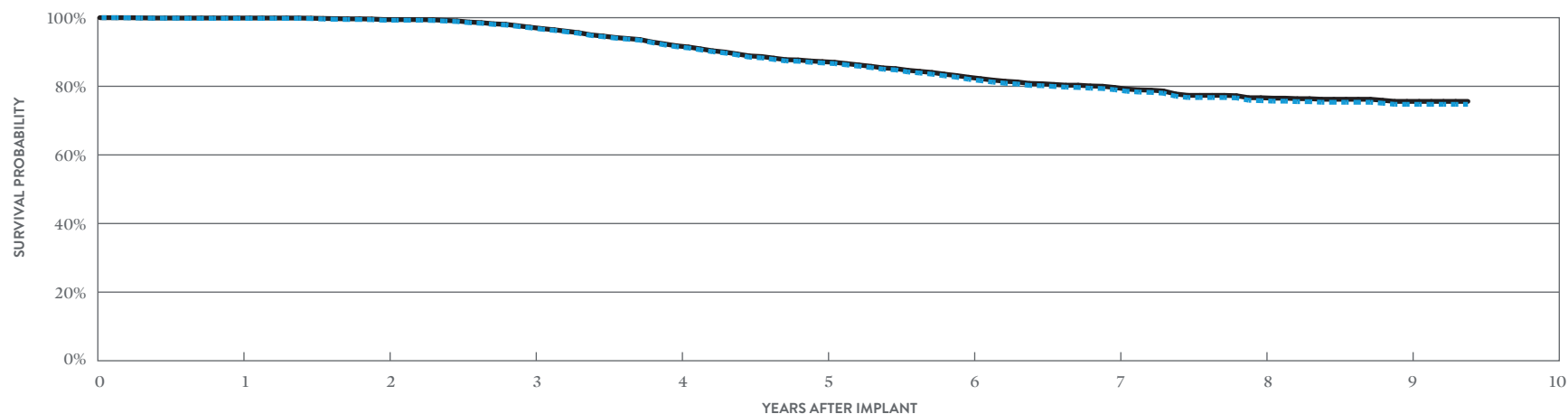
## Single-Chamber Implantable Cardioverter Defibrillator (ICD) Devices

### Fortify Assura™ VR

#### MODEL CD1357-40C\* (BATTERY ADVISORY POPULATION)

US Regulatory Approval	June 2013
Registered US Implants	4,131
Estimated Active US Implants	1,527
Estimated Longevity	(see table on page 119)
Normal Battery Depletion	10
Max. Delivered Energy	40 joules
Number of US Advisories (see pgs. 222, 223)	Three

	MALFUNCTIONS W/ COMPROMISED THERAPY		MALFUNCTIONS W/O COMPROMISED THERAPY	
	QTY	RATE	QTY	RATE
Electrical Component	3	0.07%	2	0.05%
Electrical Interconnect	1	0.02%	0	0.00%
Battery	0	0.00%	6	0.15%
High Voltage Capacitor	1	0.02%	0	0.00%
Software/Firmware	0	0.00%	1	0.02%
Mechanical	1	0.02%	0	0.00%
Possible Early Battery Depletion	9	0.22%	224	5.42%
Other	0	0.00%	2	0.05%
<b>Total</b>	<b>15</b>	<b>0.36%</b>	<b>235</b>	<b>5.69%</b>



#### INCLUDING NORMAL BATTERY DEPLETION

YEAR	1	2	3	4	5	6	7	8	9	AT 113 MONTHS
<b>SURVIVAL PROBABILITY</b>	99.79%	99.25%	97.04%	91.53%	86.81%	82.04%	78.99%	75.80%	74.74%	74.74%
<b>± 1 STANDARD ERROR</b>	0.07%	0.13%	0.28%	0.50%	0.63%	0.73%	0.79%	0.85%	0.92%	0.92%
<b>SAMPLE SIZE</b>	3,870	3,390	3,000	2,670	2,390	2,130	1,880	1,490	800	210

#### EXCLUDING NORMAL BATTERY DEPLETION

YEAR	1	2	3	4	5	6	7	8	9	AT 113 MONTHS
<b>SURVIVAL PROBABILITY</b>	99.90%	99.44%	97.22%	91.81%	87.19%	82.64%	79.65%	76.67%	75.60%	75.60%
<b>± 1 STANDARD ERROR</b>	0.05%	0.11%	0.27%	0.49%	0.63%	0.72%	0.78%	0.85%	0.91%	0.91%

\*Parylene coating.

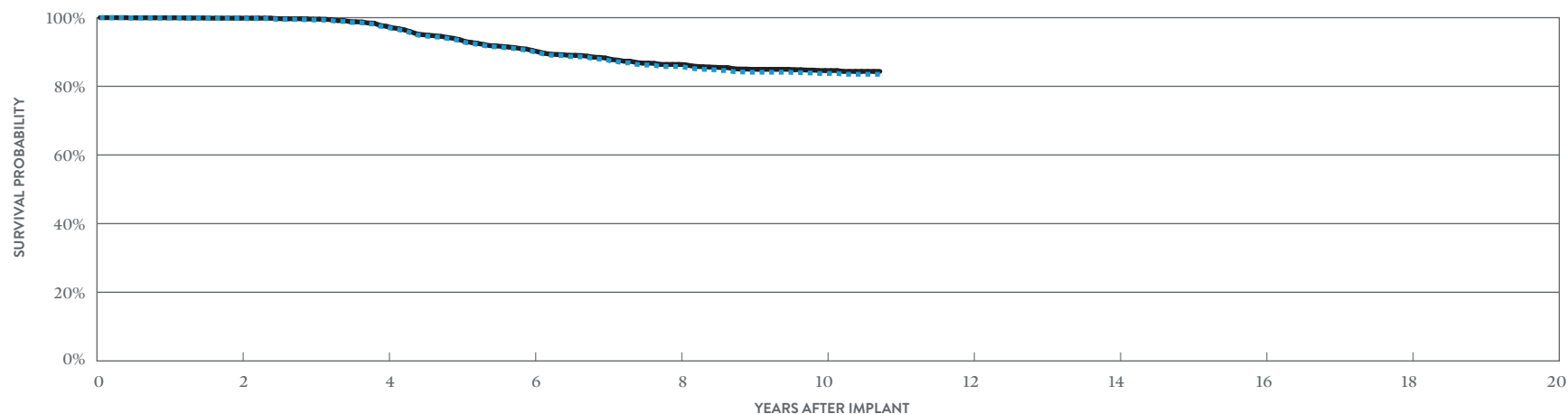
## Single-Chamber Implantable Cardioverter Defibrillator (ICD) Devices

### Fortify Assura™ VR

#### MODEL CD1257-40Q\* (BATTERY ADVISORY POPULATION)

US Regulatory Approval	May 2012
Registered US Implants	5,079
Estimated Active US Implants	1,743
Estimated Longevity	(see table on page 119)
Normal Battery Depletion	12
Max. Delivered Energy	40 joules
Number of US Advisories (see pgs. 222, 223)	Three

	MALFUNCTIONS W/ COMPROMISED THERAPY		MALFUNCTIONS W/O COMPROMISED THERAPY	
	QTY	RATE	QTY	RATE
Electrical Component	1	0.02%	2	0.04%
Electrical Interconnect	1	0.02%	0	0.00%
Battery	0	0.00%	4	0.08%
High Voltage Capacitor	0	0.00%	0	0.00%
Software/Firmware	0	0.00%	0	0.00%
Mechanical	0	0.00%	0	0.00%
Possible Early Battery Depletion	20	0.39%	161	3.17%
Other	1	0.02%	0	0.00%
<b>Total</b>	<b>23</b>	<b>0.45%</b>	<b>167</b>	<b>3.29%</b>



#### INCLUDING NORMAL BATTERY DEPLETION

YEAR	2	4	6	8	10	AT 129 MONTHS
SURVIVAL PROBABILITY	99.77%	97.25%	90.15%	85.75%	83.74%	83.51%
± 1 STANDARD ERROR	0.07%	0.26%	0.51%	0.63%	0.68%	0.70%
SAMPLE SIZE	4,240	3,430	2,790	2,320	1,490	230

#### EXCLUDING NORMAL BATTERY DEPLETION

YEAR	2	4	6	8	10	AT 129 MONTHS
SURVIVAL PROBABILITY	99.86%	97.49%	90.43%	86.38%	84.59%	84.35%
± 1 STANDARD ERROR	0.06%	0.25%	0.51%	0.62%	0.67%	0.69%

\*DF4-LLHH connector type.

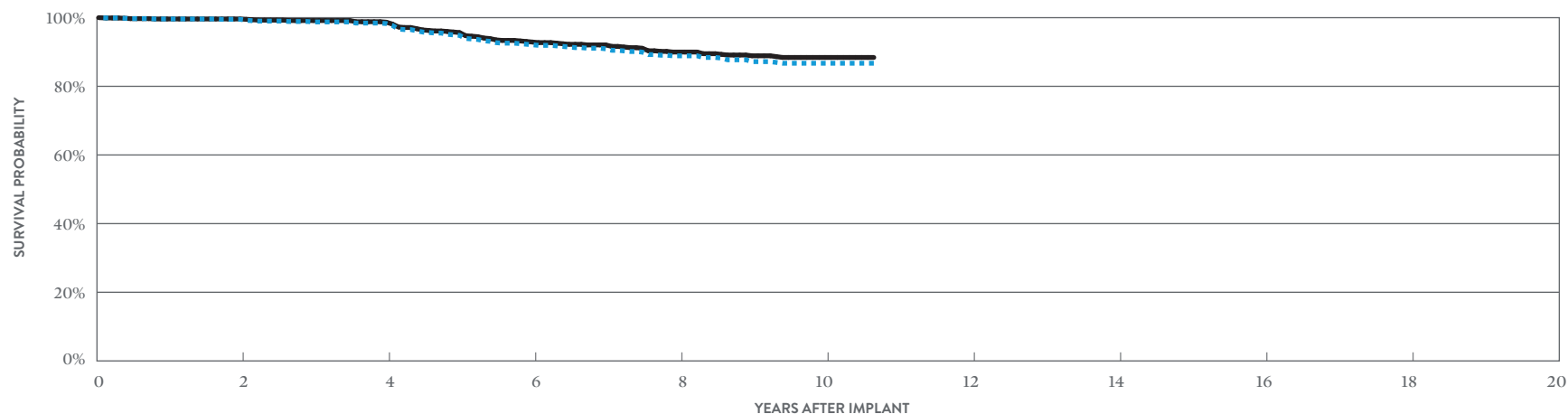
## Single-Chamber Implantable Cardioverter Defibrillator (ICD) Devices

### Fortify Assura™ VR

#### MODEL CD1257-40 (BATTERY ADVISORY POPULATION)

US Regulatory Approval	May 2012
Registered US Implants	2,294
Estimated Active US Implants	788
Estimated Longevity	(see table on page 119)
Normal Battery Depletion	9
Max. Delivered Energy	40 joules
Number of US Advisories (see pgs. 222, 223)	Three

	MALFUNCTIONS W/ COMPROMISED THERAPY		MALFUNCTIONS W/O COMPROMISED THERAPY	
	QTY	RATE	QTY	RATE
Electrical Component	2	0.09%	0	0.00%
Electrical Interconnect	2	0.09%	0	0.00%
Battery	1	0.04%	2	0.09%
High Voltage Capacitor	0	0.00%	0	0.00%
Software/Firmware	0	0.00%	0	0.00%
Mechanical	0	0.00%	0	0.00%
Possible Early Battery Depletion	7	0.31%	50	2.18%
Other	2	0.09%	1	0.04%
<b>Total</b>	<b>14</b>	<b>0.61%</b>	<b>53</b>	<b>2.31%</b>



#### INCLUDING NORMAL BATTERY DEPLETION

YEAR	2	4	6	8	10	AT 128 MONTHS
SURVIVAL PROBABILITY	99.52%	98.28%	92.09%	88.88%	86.72%	86.72%
± 1 STANDARD ERROR	0.15%	0.30%	0.71%	0.87%	0.97%	0.97%
SAMPLE SIZE	1,860	1,490	1,210	1,010	640	200

#### EXCLUDING NORMAL BATTERY DEPLETION

YEAR	2	4	6	8	10	AT 128 MONTHS
SURVIVAL PROBABILITY	99.62%	98.68%	92.89%	89.98%	88.41%	88.41%
± 1 STANDARD ERROR	0.13%	0.26%	0.68%	0.83%	0.91%	0.91%



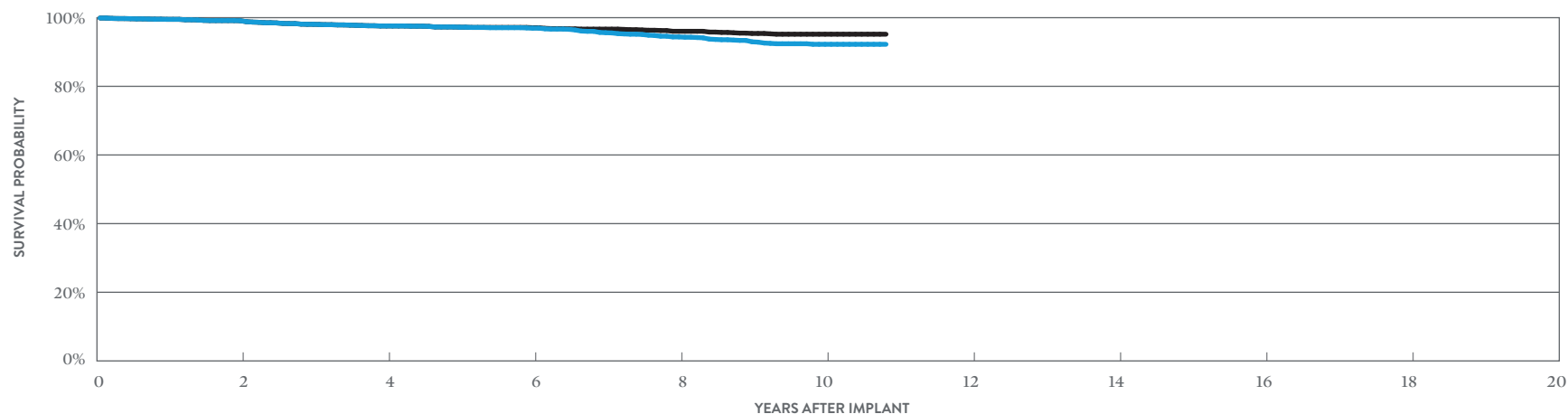
## Single-Chamber Implantable Cardioverter Defibrillator (ICD) Devices

### Ellipse™ VR

#### MODEL CD1311-36Q\*

US Regulatory Approval	May 2012
Registered US Implants	4,742
Estimated Active US Implants	1,480
Estimated Longevity	(see table on page 119)
Normal Battery Depletion	28
Max. Delivered Energy	36 joules
Number of US Advisories (see pgs. 222, 224)	Two

	MALFUNCTIONS W/ COMPROMISED THERAPY		MALFUNCTIONS W/O COMPROMISED THERAPY	
	QTY	RATE	QTY	RATE
Electrical Component	3	0.06%	4	0.08%
Electrical Interconnect	0	0.00%	1	0.02%
Battery	0	0.00%	0	0.00%
High Voltage Capacitor	38	0.80%	14	0.30%
Software/Firmware	1	0.02%	0	0.00%
Mechanical	1	0.02%	0	0.00%
Possible Early Battery Depletion	0	0.00%	0	0.00%
Other	1	0.02%	5	0.11%
<b>Total</b>	<b>44</b>	<b>0.93%</b>	<b>24</b>	<b>0.51%</b>



#### INCLUDING NORMAL BATTERY DEPLETION

YEAR	2	4	6	8	10	AT 130 MONTHS
SURVIVAL PROBABILITY	99.11%	97.58%	96.94%	94.39%	92.24%	92.24%
± 1 STANDARD ERROR	0.14%	0.25%	0.29%	0.42%	0.53%	0.53%
SAMPLE SIZE	3,950	3,240	2,740	2,290	1,400	210

#### EXCLUDING NORMAL BATTERY DEPLETION

YEAR	2	4	6	8	10	AT 130 MONTHS
SURVIVAL PROBABILITY	99.11%	97.58%	97.08%	96.03%	95.18%	95.18%
± 1 STANDARD ERROR	0.14%	0.25%	0.28%	0.35%	0.40%	0.40%

\*DF4-LLHH connector type.

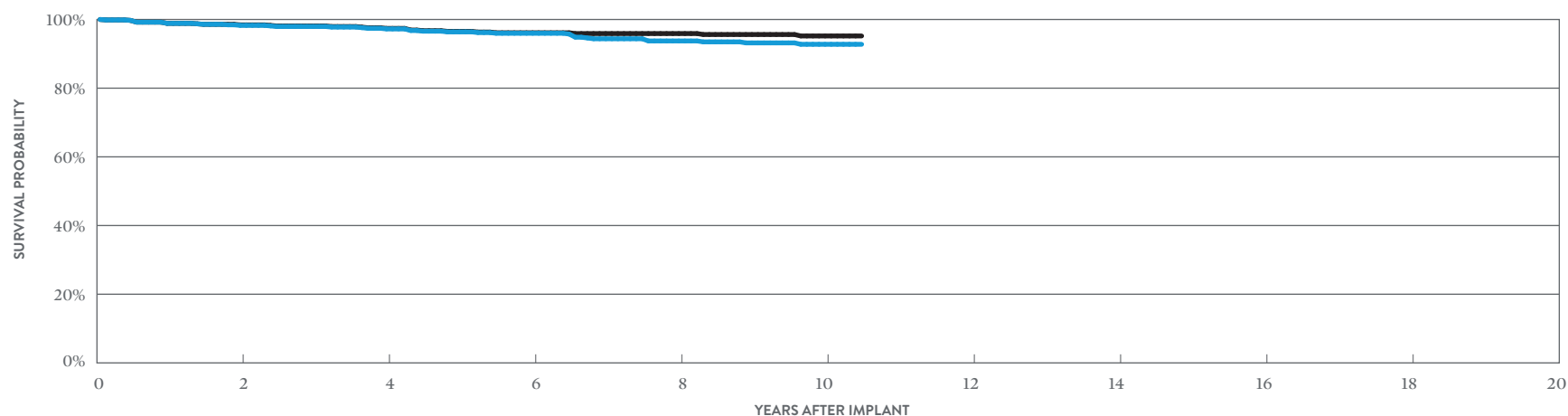
## Single-Chamber Implantable Cardioverter Defibrillator (ICD) Devices

### Ellipse™ VR

#### MODEL CD1311-36

US Regulatory Approval	May 2012
Registered US Implants	1,621
Estimated Active US Implants	509
Estimated Longevity	(see table on page 119)
Normal Battery Depletion	9
Max. Delivered Energy	36 joules
Number of US Advisories (see pgs. 222, 224)	Two

	MALFUNCTIONS W/ COMPROMISED THERAPY		MALFUNCTIONS W/O COMPROMISED THERAPY	
	QTY	RATE	QTY	RATE
Electrical Component	4	0.25%	2	0.12%
Electrical Interconnect	1	0.06%	0	0.00%
Battery	0	0.00%	0	0.00%
High Voltage Capacitor	8	0.49%	4	0.25%
Software/Firmware	0	0.00%	1	0.06%
Mechanical	2	0.12%	1	0.06%
Possible Early Battery Depletion	0	0.00%	0	0.00%
Other	2	0.12%	0	0.00%
<b>Total</b>	<b>17</b>	<b>1.05%</b>	<b>8</b>	<b>0.49%</b>



#### INCLUDING NORMAL BATTERY DEPLETION

YEAR	2	4	6	8	10	AT 126 MONTHS
SURVIVAL PROBABILITY	98.28%	97.25%	95.98%	93.75%	92.77%	92.77%
± 1 STANDARD ERROR	0.32%	0.43%	0.56%	0.75%	0.84%	0.84%
SAMPLE SIZE	1,360	1,110	930	750	480	220

#### EXCLUDING NORMAL BATTERY DEPLETION

YEAR	2	4	6	8	10	AT 126 MONTHS
SURVIVAL PROBABILITY	98.43%	97.40%	96.13%	95.90%	95.20%	95.20%
± 1 STANDARD ERROR	0.31%	0.42%	0.56%	0.58%	0.67%	0.67%

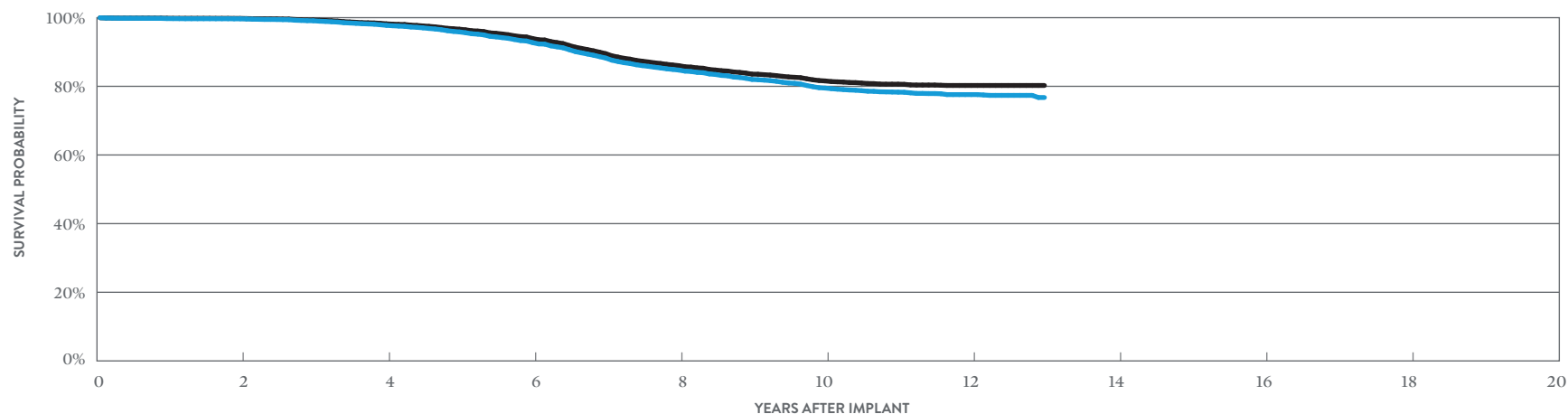
# Single-Chamber Implantable Cardioverter Defibrillator (ICD) Devices

## Fortify™ VR

### MODEL CD1231-40Q\* (BATTERY ADVISORY POPULATION)

US Regulatory Approval	May 2010
Registered US Implants	16,341
Estimated Active US Implants	4,136
Estimated Longevity	(see table on page 119)
Normal Battery Depletion	99
Max. Delivered Energy	40 joules
Number of US Advisories (see pgs. 222, 223)	Three

	MALFUNCTIONS W/ COMPROMISED THERAPY		MALFUNCTIONS W/O COMPROMISED THERAPY	
	QTY	RATE	QTY	RATE
Electrical Component	7	0.04%	10	0.06%
Electrical Interconnect	2	0.01%	0	0.00%
Battery	18	0.11%	49	0.30%
High Voltage Capacitor	2	0.01%	1	<0.01%
Software/Firmware	0	0.00%	1	<0.01%
Mechanical	0	0.00%	0	0.00%
Possible Early Battery Depletion	132	0.81%	439	2.69%
Other	9	0.06%	7	0.04%
<b>Total</b>	<b>170</b>	<b>1.04%</b>	<b>507</b>	<b>3.10%</b>



#### INCLUDING NORMAL BATTERY DEPLETION

YEAR	2	4	6	8	10	12	AT 156 MONTHS
SURVIVAL PROBABILITY	99.66%	97.76%	92.73%	84.73%	79.49%	77.59%	76.74%
± 1 STANDARD ERROR	0.05%	0.13%	0.25%	0.37%	0.43%	0.47%	0.65%
SAMPLE SIZE	13,460	10,970	8,820	7,130	5,860	2,960	200

#### EXCLUDING NORMAL BATTERY DEPLETION

YEAR	2	4	6	8	10	12	AT 156 MONTHS
SURVIVAL PROBABILITY	99.78%	98.21%	93.92%	86.02%	81.57%	80.25%	80.25%
± 1 STANDARD ERROR	0.04%	0.12%	0.23%	0.36%	0.42%	0.44%	0.44%

\*DF4-LLHH connector type.

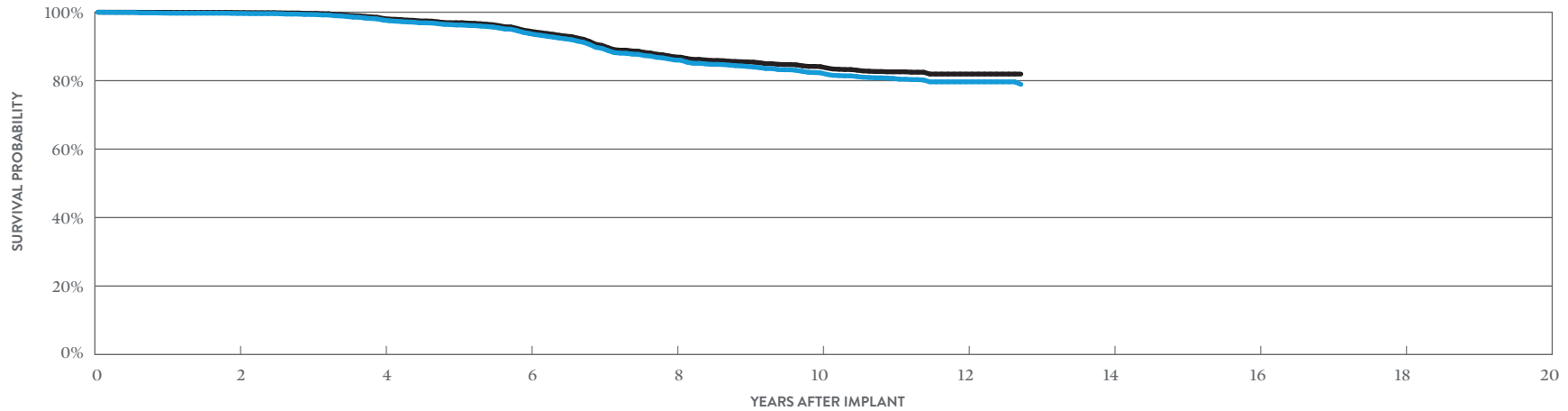
# Single-Chamber Implantable Cardioverter Defibrillator (ICD) Devices

## Fortify™ VR

### MODEL CD1231-40 (BATTERY ADVISORY POPULATION)

US Regulatory Approval	May 2010
Registered US Implants	6,782
Estimated Active US Implants	1,704
Estimated Longevity	(see table on page 119)
Normal Battery Depletion	35
Max. Delivered Energy	40 joules
Number of US Advisories (see pgs. 222, 223)	Three

	MALFUNCTIONS W/ COMPROMISED THERAPY		MALFUNCTIONS W/O COMPROMISED THERAPY	
	QTY	RATE	QTY	RATE
Electrical Component	5	0.07%	6	0.09%
Electrical Interconnect	0	0.00%	0	0.00%
Battery	4	0.06%	14	0.21%
High Voltage Capacitor	10	0.15%	4	0.06%
Software/Firmware	0	0.00%	0	0.00%
Mechanical	0	0.00%	1	0.01%
Possible Early Battery Depletion	44	0.65%	147	2.17%
Other	6	0.09%	6	0.09%
<b>Total</b>	<b>69</b>	<b>1.02%</b>	<b>178</b>	<b>2.62%</b>



#### INCLUDING NORMAL BATTERY DEPLETION

YEAR	2	4	6	8	10	12	AT 153 MONTHS
SURVIVAL PROBABILITY	99.63%	97.69%	93.79%	86.03%	82.29%	79.65%	78.91%
± 1 STANDARD ERROR	0.07%	0.20%	0.37%	0.57%	0.65%	0.72%	0.72%
SAMPLE SIZE	5,500	4,370	3,560	2,900	2,380	1,220	230

#### EXCLUDING NORMAL BATTERY DEPLETION

YEAR	2	4	6	8	10	12	AT 153 MONTHS
SURVIVAL PROBABILITY	99.89%	98.17%	94.50%	86.93%	84.09%	81.93%	81.93%
± 1 STANDARD ERROR	0.03%	0.18%	0.35%	0.56%	0.62%	0.69%	0.69%

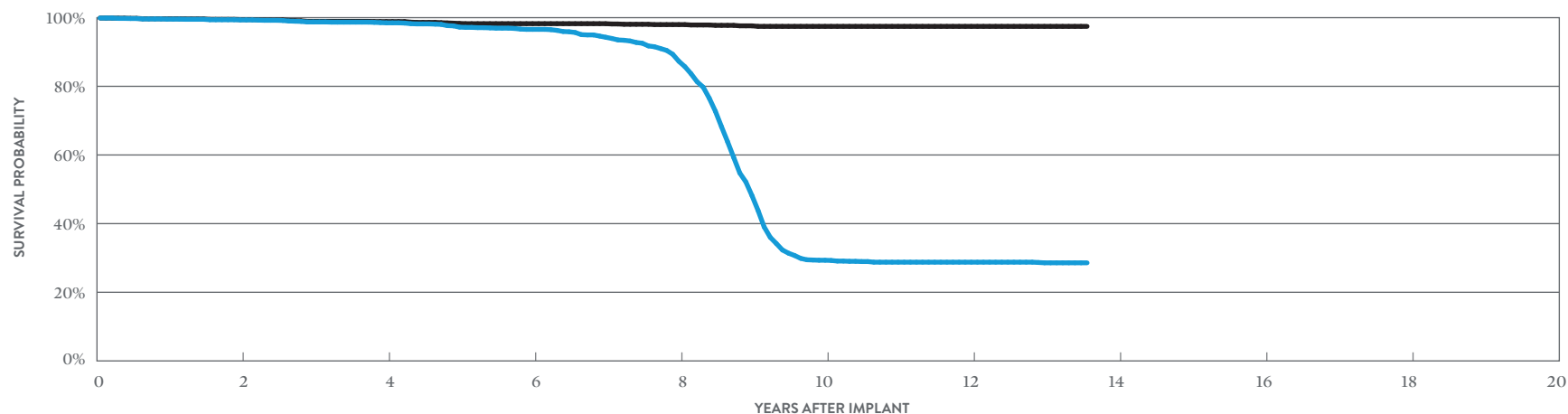
# Single-Chamber Implantable Cardioverter Defibrillator (ICD) Devices

## Current™ + VR

### MODEL CD1211-36Q\*

US Regulatory Approval	February 2009
Registered US Implants	4,791
Estimated Active US Implants	688
Estimated Longevity	(see table on page 119)
Normal Battery Depletion	682
Max. Delivered Energy	36 joules
Number of US Advisories (see pg. 222)	One

	MALFUNCTIONS W/ COMPROMISED THERAPY		MALFUNCTIONS W/O COMPROMISED THERAPY	
	QTY	RATE	QTY	RATE
Electrical Component	4	0.08%	3	0.06%
Electrical Interconnect	0	0.00%	0	0.00%
Battery	6	0.13%	3	0.06%
High Voltage Capacitor	1	0.02%	0	0.00%
Software/Firmware	0	0.00%	3	0.06%
Mechanical	0	0.00%	1	0.02%
Possible Early Battery Depletion	6	0.13%	2	0.04%
Other	3	0.06%	2	0.04%
<b>Total</b>	<b>20</b>	<b>0.42%</b>	<b>14</b>	<b>0.29%</b>



#### INCLUDING NORMAL BATTERY DEPLETION

YEAR	2	4	6	8	10	12	AT 163 MONTHS
SURVIVAL PROBABILITY	99.34%	98.49%	96.59%	87.29%	29.33%	28.77%	28.58%
± 1 STANDARD ERROR	0.12%	0.20%	0.33%	0.62%	0.89%	0.89%	0.89%
SAMPLE SIZE	3,860	3,090	2,540	2,070	1,060	730	230

#### EXCLUDING NORMAL BATTERY DEPLETION

YEAR	2	4	6	8	10	12	AT 163 MONTHS
SURVIVAL PROBABILITY	99.45%	98.86%	98.25%	97.98%	97.46%	97.46%	97.46%
± 1 STANDARD ERROR	0.11%	0.17%	0.23%	0.25%	0.31%	0.31%	0.31%

\*DF4-LLHH connector type.

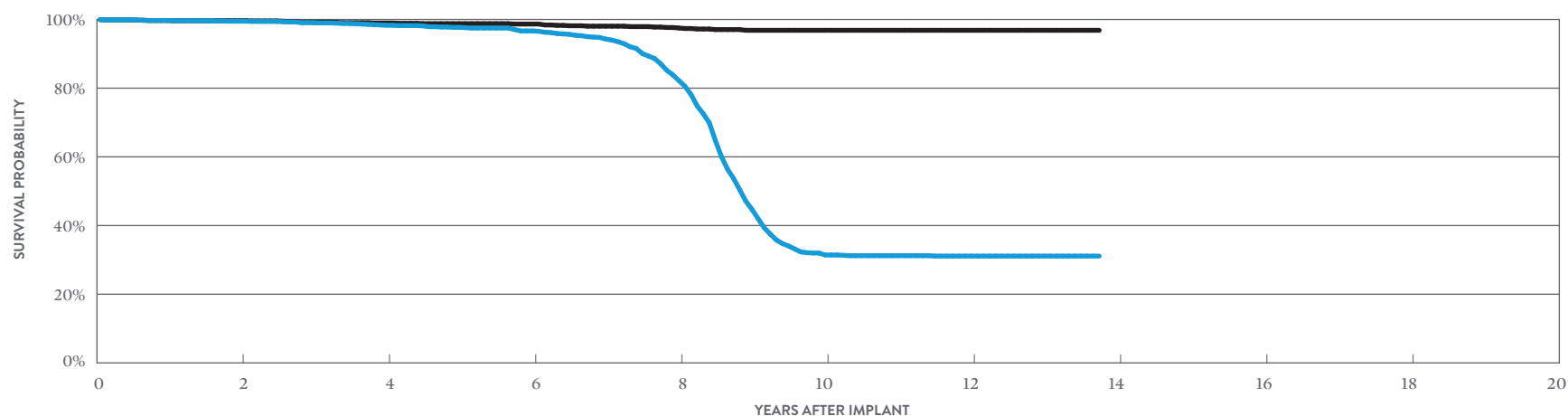
## Single-Chamber Implantable Cardioverter Defibrillator (ICD) Devices

### Current™ + VR

#### MODEL CD1211-36

US Regulatory Approval	February 2009
Registered US Implants	3,641
Estimated Active US Implants	530
Estimated Longevity	(see table on page 119)
Normal Battery Depletion	480
Max. Delivered Energy	36 joules
Number of US Advisories (see pg. 222)	One

	MALFUNCTIONS W/ COMPROMISED THERAPY		MALFUNCTIONS W/O COMPROMISED THERAPY	
	QTY	RATE	QTY	RATE
Electrical Component	3	0.08%	3	0.08%
Electrical Interconnect	2	0.05%	0	0.00%
Battery	5	0.14%	0	0.00%
High Voltage Capacitor	2	0.05%	0	0.00%
Software/Firmware	0	0.00%	5	0.14%
Mechanical	0	0.00%	0	0.00%
Possible Early Battery Depletion	5	0.14%	2	0.05%
Other	2	0.05%	1	0.03%
<b>Total</b>	<b>19</b>	<b>0.52%</b>	<b>11</b>	<b>0.30%</b>



#### INCLUDING NORMAL BATTERY DEPLETION

YEAR	2	4	6	8	10	12	AT 165 MONTHS
SURVIVAL PROBABILITY	99.50%	98.31%	96.67%	82.22%	31.42%	31.11%	31.11%
± 1 STANDARD ERROR	0.12%	0.24%	0.38%	0.87%	1.08%	1.07%	1.07%
SAMPLE SIZE	2,940	2,350	1,900	1,500	760	560	210

#### EXCLUDING NORMAL BATTERY DEPLETION

YEAR	2	4	6	8	10	12	AT 165 MONTHS
SURVIVAL PROBABILITY	99.64%	98.96%	98.67%	97.52%	96.85%	96.85%	96.85%
± 1 STANDARD ERROR	0.10%	0.19%	0.23%	0.33%	0.42%	0.42%	0.42%

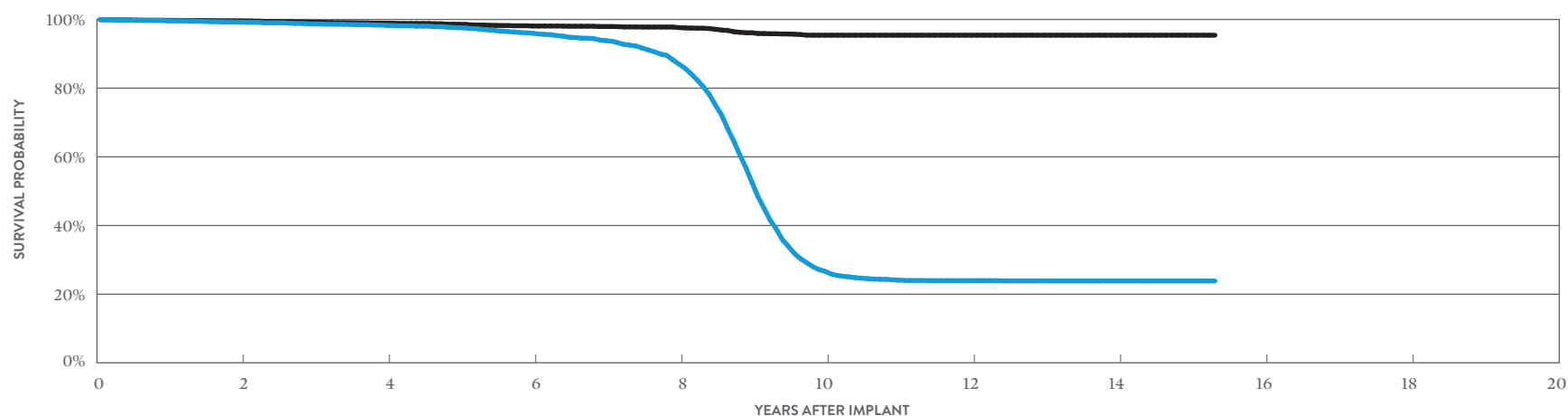
# Single-Chamber Implantable Cardioverter Defibrillator (ICD) Devices

## Current™ VR RF

### MODEL 1207-36

US Regulatory Approval	September 2007
Registered US Implants	13,683
Estimated Active US Implants	1,562
Estimated Longevity	(see table on page 119)
Normal Battery Depletion	1,917
Max. Delivered Energy	36 joules
Number of US Advisories (see pg. 222)	One

	MALFUNCTIONS W/ COMPROMISED THERAPY		MALFUNCTIONS W/O COMPROMISED THERAPY	
	QTY	RATE	QTY	RATE
Electrical Component	6	0.05%	11	0.08%
Electrical Interconnect	10	0.08%	0	0.00%
Battery	10	0.08%	5	0.04%
High Voltage Capacitor	1	<0.01%	1	<0.01%
Software/Firmware	1	<0.01%	18	0.13%
Mechanical	0	0.00%	7	0.05%
Possible Early Battery Depletion	14	0.11%	18	0.13%
Other	9	0.07%	9	0.07%
<b>Total</b>	<b>51</b>	<b>0.38%</b>	<b>69</b>	<b>0.50%</b>



#### INCLUDING NORMAL BATTERY DEPLETION

YEAR	2	4	6	8	10	12	14	AT 184 MONTHS
SURVIVAL PROBABILITY	99.21%	98.27%	95.99%	87.03%	26.66%	23.96%	23.86%	23.86%
± 1 STANDARD ERROR	0.08%	0.13%	0.21%	0.40%	0.53%	0.51%	0.51%	0.51%
SAMPLE SIZE	10,910	8,550	6,820	5,410	2,860	1,900	1,440	230

#### EXCLUDING NORMAL BATTERY DEPLETION

YEAR	2	4	6	8	10	12	14	AT 184 MONTHS
SURVIVAL PROBABILITY	99.58%	98.92%	98.09%	97.63%	95.42%	95.42%	95.42%	95.42%
± 1 STANDARD ERROR	0.06%	0.10%	0.14%	0.16%	0.29%	0.29%	0.29%	0.29%

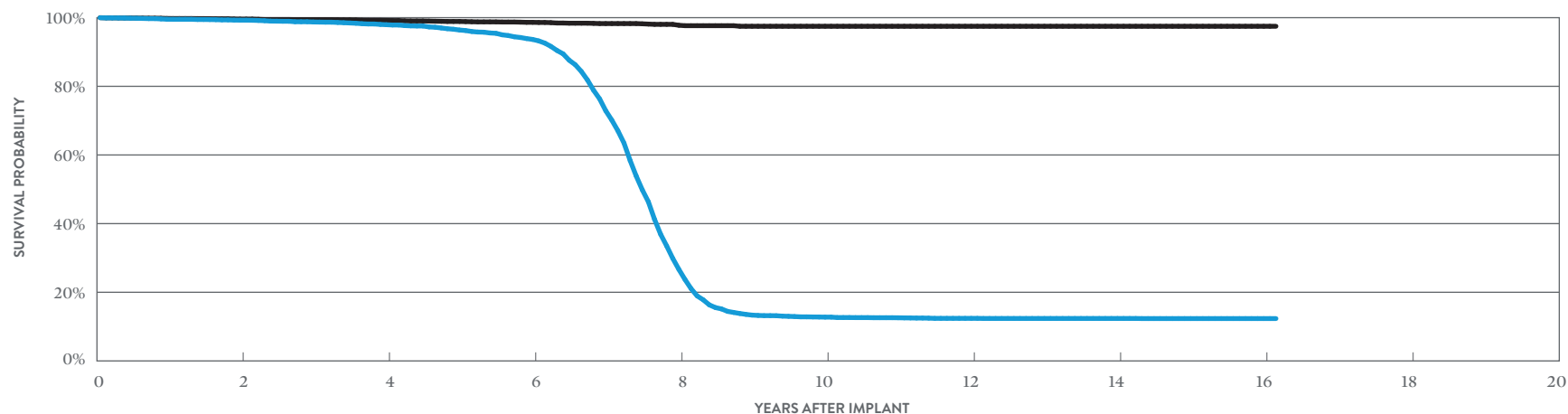
# Single-Chamber Implantable Cardioverter Defibrillator (ICD) Devices

## Atlas™ II VR

### MODEL V-168

US Regulatory Approval	July 2006
Registered US Implants	10,605
Estimated Active US Implants	785
Estimated Longevity	(see table on page 119)
Normal Battery Depletion	1,863
Max. Delivered Energy	36 joules
Number of US Advisories (see pg. 227)	One

	MALFUNCTIONS W/ COMPROMISED THERAPY		MALFUNCTIONS W/O COMPROMISED THERAPY	
	QTY	RATE	QTY	RATE
Electrical Component	4	0.04%	3	0.03%
Electrical Interconnect	2	0.02%	0	0.00%
Battery	10	0.09%	2	0.02%
High Voltage Capacitor	1	<0.01%	0	0.00%
Software/Firmware	0	0.00%	0	0.00%
Mechanical	1	<0.01%	4	0.04%
Possible Early Battery Depletion	10	0.09%	5	0.05%
Other	10	0.09%	5	0.05%
<b>Total</b>	<b>38</b>	<b>0.36%</b>	<b>19</b>	<b>0.18%</b>



#### INCLUDING NORMAL BATTERY DEPLETION

YEAR	2	4	6	8	10	12	14	16	AT 194 MONTHS
SURVIVAL PROBABILITY	99.27%	97.95%	93.66%	26.67%	12.76%	12.40%	12.37%	12.34%	12.34%
± 1 STANDARD ERROR	0.09%	0.16%	0.32%	0.63%	0.42%	0.41%	0.41%	0.41%	0.41%
SAMPLE SIZE	8,460	6,330	4,790	2,580	1,090	970	850	430	220

#### EXCLUDING NORMAL BATTERY DEPLETION

YEAR	2	4	6	8	10	12	14	16	AT 194 MONTHS
SURVIVAL PROBABILITY	99.59%	99.19%	98.64%	97.78%	97.49%	97.49%	97.49%	97.49%	97.49%
± 1 STANDARD ERROR	0.06%	0.10%	0.14%	0.20%	0.27%	0.27%	0.27%	0.27%	0.27%



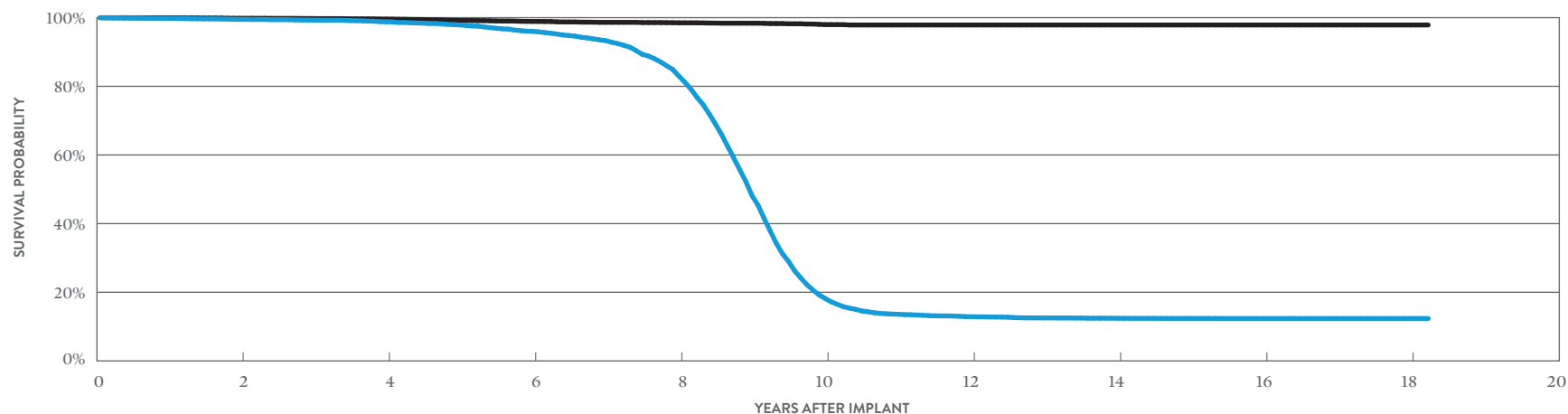
# Single-Chamber Implantable Cardioverter Defibrillator (ICD) Devices

## Atlas™ + VR

### MODEL V-193

US Regulatory Approval	October 2003
Registered US Implants	20,795
Estimated Active US Implants	1,245
Estimated Longevity	(see table on page 119)
Normal Battery Depletion	2,999
Max. Delivered Energy	36 joules
Number of US Advisories (see pgs. 227, 228, 229)	Three

	MALFUNCTIONS W/ COMPROMISED THERAPY		MALFUNCTIONS W/O COMPROMISED THERAPY	
	QTY	RATE	QTY	RATE
Electrical Component	2	<0.01%	2	<0.01%
Electrical Interconnect	5	0.02%	1	<0.01%
Battery	9	0.04%	2	<0.01%
High Voltage Capacitor	2	<0.01%	1	<0.01%
Software/Firmware	0	0.00%	1	<0.01%
Mechanical	0	0.00%	5	0.02%
Possible Early Battery Depletion	26	0.13%	5	0.02%
Other	13	0.06%	7	0.03%
<b>Total</b>	<b>57</b>	<b>0.27%</b>	<b>24</b>	<b>0.12%</b>



#### INCLUDING NORMAL BATTERY DEPLETION

YEAR	2	4	6	8	10	12	14	16	18	AT 219 MONTHS
SURVIVAL PROBABILITY	99.49%	98.79%	96.01%	82.98%	18.21%	12.88%	12.43%	12.36%	12.36%	12.36%
± 1 STANDARD ERROR	0.05%	0.09%	0.19%	0.39%	0.41%	0.33%	0.33%	0.32%	0.32%	0.32%
SAMPLE SIZE	16,620	12,520	9,270	6,730	3,120	1,670	1,440	1,210	510	230

#### EXCLUDING NORMAL BATTERY DEPLETION

YEAR	2	4	6	8	10	12	14	16	18	AT 219 MONTHS
SURVIVAL PROBABILITY	99.81%	99.59%	98.90%	98.50%	97.97%	97.87%	97.87%	97.87%	97.87%	97.87%
± 1 STANDARD ERROR	0.03%	0.05%	0.10%	0.12%	0.17%	0.19%	0.19%	0.19%	0.19%	0.19%

**BATTERY LONGEVITY SUMMARY**

**Single-Chamber  
Implantable Cardioverter  
Defibrillator (ICD) Devices**

## Single-Chamber Implantable Cardioverter Defibrillator (ICD) Devices

### Battery Longevity (years)

MODELS	FAMILY	NO PACING	25% PACING	50% PACING	100% PACING
CDVRA500Q	Gallant <sup>™</sup> VR*	11.2	10.8	10.4	9.8
CD1411-36Q	Ellipse <sup>™</sup> VR*	11.1	10.6	10.1	9.4
CD1411-36C	Ellipse <sup>™</sup> VR*	11.1	10.6	10.1	9.4
CD1357-40Q	Fortify Assura <sup>™</sup> VR**	11.7	11.3	10.8	10.1
CD1357-40C	Fortify Assura <sup>™</sup> VR**	11.7	11.3	10.8	10.1
CD1257-40Q	Fortify Assura <sup>™</sup> VR**	11.7	11.3	10.8	10.1
CD1257-40	Fortify Assura <sup>™</sup> VR**	11.7	11.3	10.8	10.1
CD1311-36Q	Ellipse <sup>™</sup> VR*	11.1	10.6	10.1	9.4
CD1311-36	Ellipse <sup>™</sup> VR*	11.1	10.6	10.1	9.4
CD1231-40Q	Fortify <sup>™</sup> VR**	10.8	10.3	9.9	9.1
CD1231-40	Fortify <sup>™</sup> VR**	10.8	10.3	9.9	9.1
CD1211-36Q	Current <sup>™</sup> + VR***	8.4	8.0	7.6	7.0
CD1211-36	Current <sup>™</sup> + VR***	8.4	8.0	7.6	7.0
I207-36	Current <sup>™</sup> VR RF***	8.4	8.0	7.6	7.0
V-168	Atlas <sup>™</sup> II VR***	8.4	8.0	7.6	7.0
V-193	Atlas <sup>™</sup> + VR***	8.6	8.2	7.9	7.3

Pacing parameters: VVI, 2.5V, 0.5 ms, 60 ppm, 500 ohms

\* Battery voltage range 3.20-2.59. Two maximum charges per year.

\*\* Battery voltage range 3.20-2.59. Three maximum charges per year.

\*\*\* Battery voltage range: 3.20-2.45. Four maximum charges per year as well as monthly charging during the battery's mid-life voltage range.

**SUMMARY INFORMATION**

**Single-Chamber  
Implantable Cardioverter  
Defibrillator (ICD) Devices**

## Single-Chamber Implantable Cardioverter Defibrillator (ICD) Devices Survival Probability Summary

### INCLUDING NORMAL BATTERY DEPLETION

MODELS	FAMILY	1 YEAR	2 YEAR	3 YEAR	4 YEAR	5 YEAR	6 YEAR	7 YEAR	8 YEAR	9 YEAR	10 YEAR
CDVRA500Q	Gallant™ VR*	100.00%	100.00%								
CDI411-36Q	Ellipse™ VR	99.86%	99.67%	99.62%	99.59%	99.44%	99.39%	99.10%	97.83%	93.44%	
CDI411-36C	Ellipse™ VR	99.94%	99.91%	99.87%	99.74%	99.69%	99.57%	99.37%	98.50%	94.52%	
CDI357-40Q	Fortify Assura™ VR	99.86%	99.80%	99.78%	99.75%	99.72%	99.72%	99.67%			
CDI357-40Q	Fortify Assura™ VR†	99.74%	99.24%	96.67%	90.36%	84.09%	79.39%	75.20%	71.40%	67.98%	
CDI357-40C	Fortify Assura™ VR	99.96%	99.88%	99.88%	99.82%	99.67%	99.47%	99.47%			
CDI357-40C	Fortify Assura™ VR†	99.79%	99.25%	97.04%	91.53%	86.81%	82.04%	78.99%	75.80%	74.74%	
CDI257-40Q	Fortify Assura™ VR†	99.92%	99.77%	99.33%	97.25%	93.31%	90.15%	87.75%	85.75%	84.10%	83.74%
CDI257-40	Fortify Assura™ VR†	99.62%	99.52%	98.75%	98.28%	94.84%	92.09%	90.93%	88.88%	87.19%	86.72%
CDI311-36Q	Ellipse™ VR	99.51%	99.11%	98.07%	97.58%	97.22%	96.94%	95.62%	94.39%	92.97%	92.24%
CDI311-36	Ellipse™ VR	98.87%	98.28%	97.96%	97.25%	96.39%	95.98%	94.38%	93.75%	93.18%	92.77%
CDI231-40Q	Fortify™ VR†	99.73%	99.66%	99.10%	97.76%	95.84%	92.73%	88.23%	84.73%	82.00%	79.49%
CDI231-40	Fortify™ VR†	99.74%	99.63%	99.34%	97.69%	96.26%	93.79%	89.44%	86.03%	84.14%	82.29%
CDI211-36Q	Current™ + VR	99.57%	99.34%	98.75%	98.49%	97.24%	96.59%	94.29%	87.29%	48.17%	29.33%
CDI211-36	Current™ + VR	99.71%	99.50%	99.08%	98.31%	97.71%	96.67%	94.30%	82.22%	44.71%	31.42%
1207-36	Current™ VR RF	99.61%	99.21%	98.70%	98.27%	97.59%	95.99%	93.84%	87.03%	52.58%	26.66%
V-168	Atlas™ II VR	99.54%	99.27%	98.74%	97.95%	96.40%	93.66%	72.89%	26.67%	13.35%	12.76%
V-193	Atlas™ + VR	99.78%	99.49%	99.28%	98.79%	97.88%	96.01%	93.31%	82.98%	48.19%	18.21%

\*No survival probability is stated at one year due to the device not meeting the required minimum sample size of 200 U.S. implants with 12 consecutive months of data. Please refer to the individual graphs for data up to one year.

†Premature battery depletion advisory population.

## Single-Chamber Implantable Cardioverter Defibrillator (ICD) Devices Survival Probability Summary

### EXCLUDING NORMAL BATTERY DEPLETION

MODELS	FAMILY	1 YEAR	2 YEAR	3 YEAR	4 YEAR	5 YEAR	6 YEAR	7 YEAR	8 YEAR	9 YEAR	10 YEAR
CDVRA500Q	Gallant™ VR*	100.00%	100.00%								
CDI411-36Q	Ellipse™ VR	99.88%	99.79%	99.74%	99.71%	99.62%	99.59%	99.47%	99.21%	98.77%	
CDI411-36C	Ellipse™ VR	99.94%	99.94%	99.90%	99.82%	99.77%	99.77%	99.69%	99.58%	98.80%	
CDI357-40Q	Fortify Assura™ VR	99.89%	99.85%	99.85%	99.82%	99.80%	99.80%	99.76%			
CDI357-40Q	Fortify Assura™ VR†	99.77%	99.31%	96.74%	90.55%	84.31%	79.74%	75.60%	71.87%	68.68%	
CDI357-40C	Fortify Assura™ VR	99.96%	99.92%	99.92%	99.86%	99.79%	99.59%	99.59%			
CDI357-40C	Fortify Assura™ VR†	99.90%	99.44%	97.22%	91.81%	87.19%	82.64%	79.65%	76.67%	75.60%	
CDI257-40Q	Fortify Assura™ VR†	99.96%	99.86%	99.57%	97.49%	93.60%	90.43%	88.24%	86.38%	84.95%	84.59%
CDI257-40	Fortify Assura™ VR†	99.62%	99.62%	99.16%	98.68%	95.66%	92.89%	92.06%	89.98%	88.89%	88.41%
CDI311-36Q	Ellipse™ VR	99.51%	99.11%	98.07%	97.58%	97.22%	97.08%	96.66%	96.03%	95.40%	95.18%
CDI311-36	Ellipse™ VR	98.87%	98.43%	98.11%	97.40%	96.54%	96.13%	95.90%	95.90%	95.62%	95.20%
CDI231-40Q	Fortify™ VR†	99.83%	99.78%	99.33%	98.21%	96.64%	93.92%	89.51%	86.02%	83.55%	81.57%
CDI231-40	Fortify™ VR†	99.97%	99.89%	99.67%	98.17%	96.93%	94.50%	90.31%	86.93%	85.47%	84.09%
CDI211-36Q	Current™ + VR	99.69%	99.45%	98.92%	98.86%	98.32%	98.25%	98.25%	97.98%	97.62%	97.46%
CDI211-36	Current™ + VR	99.71%	99.64%	99.22%	98.96%	98.78%	98.67%	98.05%	97.52%	96.85%	96.85%
1207-36	Current™ VR RF	99.74%	99.58%	99.18%	98.92%	98.59%	98.09%	97.95%	97.63%	96.13%	95.42%
V-168	Atlas™ II VR	99.77%	99.59%	99.43%	99.19%	98.89%	98.64%	98.28%	97.78%	97.49%	97.49%
V-193	Atlas™ + VR	99.95%	99.81%	99.74%	99.59%	99.16%	98.90%	98.64%	98.50%	98.39%	97.97%

\*No survival probability is stated at one year due to the device not meeting the required minimum sample size of 200 U.S. implants with 12 consecutive months of data. Please refer to the individual graphs for data up to one year.

†Premature battery depletion advisory population.

# Single-Chamber Implantable Cardioverter Defibrillator (ICD) Devices

## US Malfunction Summary

### WITH COMPROMISED THERAPY

MODELS	FAMILY	REGISTERED US IMPLANTS	PERCENT RETURNED FOR ANALYSIS	ELECTRICAL COMPONENT		ELECTRICAL INTERCONNECT		BATTERY		HIGH VOLTAGE CAPACITOR		SOFTWARE/FIRMWARE		MECHANICAL		POSSIBLE EARLY BATTERY DEPLETION		OTHER		TOTAL	
				QTY	RATE	QTY	RATE	QTY	RATE	QTY	RATE	QTY	RATE	QTY	RATE	QTY	RATE	QTY	RATE	QTY	RATE
CDVRA500Q	Gallant <sup>™</sup> VR	11,402	1.20%	0	0.00%	0	0.00%	0	0.00%	0	0.00%	0	0.00%	0	0.00%	0	0.00%	0	0.00%	0	0.00%
CD141I-36Q	Ellipse <sup>™</sup> VR	23,981	5.70%	5	0.02%	0	0.00%	0	0.00%	10	0.04%	0	0.00%	0	0.00%	0	0.00%	2	<0.01%	17	0.07%
CD141I-36C	Ellipse <sup>™</sup> VR	7,368	7.70%	0	0.00%	0	0.00%	0	0.00%	0	0.00%	0	0.00%	0	0.00%	0	0.00%	0	0.00%	0	0.00%
CD1357-40Q	Fortify Assura <sup>™</sup> VR	25,830	5.20%	2	<0.01%	2	<0.01%	0	0.00%	0	0.00%	0	0.00%	0	0.00%	0	0.00%	3	0.01%	7	0.03%
CD1357-40Q	Fortify Assura <sup>™</sup> VR <sup>†</sup>	10,214	18.80%	5	0.05%	1	<0.01%	0	0.00%	2	0.02%	1	<0.01%	0	0.00%	68	0.67%	4	0.04%	81	0.79%
CD1357-40C	Fortify Assura <sup>™</sup> VR	6,142	6.70%	0	0.00%	0	0.00%	0	0.00%	0	0.00%	0	0.00%	0	0.00%	0	0.00%	0	0.00%	0	0.00%
CD1357-40C	Fortify Assura <sup>™</sup> VR <sup>†</sup>	4,131	20.30%	3	0.07%	1	0.02%	0	0.00%	1	0.02%	0	0.00%	1	0.02%	9	0.22%	0	0.00%	15	0.36%
CD1257-40Q	Fortify Assura <sup>™</sup> VR <sup>†</sup>	5,079	15.10%	1	0.02%	1	0.02%	0	0.00%	0	0.00%	0	0.00%	0	0.00%	20	0.39%	1	0.02%	23	0.45%
CD1257-40	Fortify Assura <sup>™</sup> VR <sup>†</sup>	2,294	17.60%	2	0.09%	2	0.09%	1	0.04%	0	0.00%	0	0.00%	0	0.00%	7	0.31%	2	0.09%	14	0.61%
CD131I-36Q	Ellipse <sup>™</sup> VR	4,742	10.90%	3	0.06%	0	0.00%	0	0.00%	38	0.80%	1	0.02%	1	0.02%	0	0.00%	1	0.02%	44	0.93%
CD131I-36	Ellipse <sup>™</sup> VR	1,621	13.40%	4	0.25%	1	0.06%	0	0.00%	8	0.49%	0	0.00%	2	0.12%	0	0.00%	2	0.12%	17	1.05%
CD1231-40Q	Fortify <sup>™</sup> VR <sup>†</sup>	16,341	16.70%	7	0.04%	2	0.01%	18	0.11%	2	0.01%	0	0.00%	0	0.00%	132	0.81%	9	0.06%	170	1.04%
CD1231-40	Fortify <sup>™</sup> VR <sup>†</sup>	6,782	17.90%	5	0.07%	0	0.00%	4	0.06%	10	0.15%	0	0.00%	0	0.00%	44	0.65%	6	0.09%	69	1.02%
CD121I-36Q	Current <sup>™</sup> + VR	4,791	25.60%	4	0.08%	0	0.00%	6	0.13%	1	0.02%	0	0.00%	0	0.00%	6	0.13%	3	0.06%	20	0.42%
CD121I-36	Current <sup>™</sup> + VR	3,641	24.30%	3	0.08%	2	0.05%	5	0.14%	2	0.05%	0	0.00%	0	0.00%	5	0.14%	2	0.05%	19	0.52%
1207-36	Current <sup>™</sup> VR RF	13,683	26.60%	6	0.04%	10	0.07%	10	0.07%	1	<0.01%	1	<0.01%	0	0.00%	14	0.10%	9	0.07%	51	0.37%
V-168	Atlas <sup>™</sup> II VR	10,605	28.10%	4	0.04%	2	0.02%	10	0.09%	1	<0.01%	0	0.00%	1	<0.01%	10	0.09%	10	0.09%	38	0.36%
V-193	Atlas <sup>™</sup> + VR	20,795	25.70%	2	<0.01%	5	0.02%	9	0.04%	2	<0.01%	0	0.00%	0	0.00%	26	0.13%	13	0.06%	57	0.27%

Definitions of malfunction categories can be found on [pages 5-6](#).

†Premature battery depletion advisory population.

# Single-Chamber Implantable Cardioverter Defibrillator (ICD) Devices

## US Malfunction Summary

### WITHOUT COMPROMISED THERAPY

MODELS	FAMILY	REGISTERED US IMPLANTS	PERCENT RETURNED FOR ANALYSIS	ELECTRICAL COMPONENT		ELECTRICAL INTERCONNECT		BATTERY		HIGH VOLTAGE CAPACITOR		SOFTWARE/FIRMWARE		MECHANICAL		POSSIBLE EARLY BATTERY DEPLETION		OTHER		TOTAL	
				QTY	RATE	QTY	RATE	QTY	RATE	QTY	RATE	QTY	RATE	QTY	RATE	QTY	RATE	QTY	RATE	QTY	RATE
CDVRA500Q	Gallant™ VR	11,402	1.20%	0	0.00%	0	0.00%	0	0.00%	0	0.00%	0	0.00%	0	0.00%	0	0.00%	0	0.00%	0	0.00%
CD1411-36Q	Ellipse™ VR	23,981	5.70%	7	0.03%	0	0.00%	1	<0.01%	6	0.03%	1	<0.01%	3	0.01%	2	<0.01%	5	0.02%	25	0.10%
CD1411-36C	Ellipse™ VR	7,368	7.70%	6	0.08%	0	0.00%	0	0.00%	1	0.01%	0	0.00%	1	0.01%	1	0.01%	2	0.03%	11	0.15%
CD1357-40Q	Fortify Assura™ VR	25,830	5.20%	6	0.02%	0	0.00%	1	<0.01%	0	0.00%	1	<0.01%	1	<0.01%	0	0.00%	3	0.01%	12	0.05%
CD1357-40Q	Fortify Assura™ VR†	10,214	18.80%	8	0.08%	0	0.00%	9	0.09%	0	0.00%	0	0.00%	0	0.00%	711	6.96%	6	0.06%	734	7.19%
CD1357-40C	Fortify Assura™ VR	6,142	6.70%	2	0.03%	0	0.00%	0	0.00%	0	0.00%	0	0.00%	1	0.02%	2	0.03%	1	0.02%	6	0.10%
CD1357-40C	Fortify Assura™ VR†	4,131	20.30%	2	0.05%	0	0.00%	6	0.15%	0	0.00%	1	0.02%	0	0.00%	224	5.42%	2	0.05%	235	5.69%
CD1257-40Q	Fortify Assura™ VR†	5,079	15.10%	2	0.04%	0	0.00%	4	0.08%	0	0.00%	0	0.00%	0	0.00%	161	3.17%	0	0.00%	167	3.29%
CD1257-40	Fortify Assura™ VR†	2,294	17.60%	0	0.00%	0	0.00%	2	0.09%	0	0.00%	0	0.00%	0	0.00%	50	2.18%	1	0.04%	53	2.31%
CD1311-36Q	Ellipse™ VR	4,742	10.90%	4	0.08%	1	0.02%	0	0.00%	14	0.30%	0	0.00%	0	0.00%	0	0.00%	5	0.11%	24	0.51%
CD1311-36	Ellipse™ VR	1,621	13.40%	2	0.12%	0	0.00%	0	0.00%	4	0.25%	1	0.06%	1	0.06%	0	0.00%	0	0.00%	8	0.49%
CD1231-40Q	Fortify™ VR†	16,341	16.70%	10	0.06%	0	0.00%	49	0.30%	1	<0.01%	1	<0.01%	0	0.00%	439	2.69%	7	0.04%	507	3.10%
CD1231-40	Fortify™ VR†	6,782	17.90%	6	0.09%	0	0.00%	14	0.21%	4	0.06%	0	0.00%	1	0.01%	147	2.17%	6	0.09%	178	2.62%
CD1211-36Q	Current™ + VR	4,791	25.60%	3	0.06%	0	0.00%	3	0.06%	0	0.00%	3	0.06%	1	0.02%	2	0.04%	2	0.04%	14	0.29%
CD1211-36	Current™ + VR	3,641	24.30%	3	0.08%	0	0.00%	0	0.00%	0	0.00%	5	0.14%	0	0.00%	2	0.05%	1	0.03%	11	0.30%
1207-36	Current™ VR RF	13,683	26.60%	11	0.08%	0	0.00%	5	0.04%	1	<0.01%	18	0.13%	7	0.05%	18	0.13%	9	0.07%	69	0.50%
V-168	Atlas™ II VR	10,605	28.10%	3	0.03%	0	0.00%	2	0.02%	0	0.00%	0	0.00%	4	0.04%	5	0.05%	5	0.05%	19	0.18%
V-193	Atlas™ + VR	20,795	25.70%	2	<0.01%	1	<0.01%	2	<0.01%	1	<0.01%	1	<0.01%	5	0.02%	5	0.02%	7	0.03%	24	0.12%

Definitions of malfunction categories can be found on [pages 5-6](#).

†Premature battery depletion advisory population.



# Single-Chamber Implantable Cardioverter Defibrillator (ICD) Devices

## Worldwide Malfunction Summary

### WITH COMPROMISED THERAPY

MODELS	FAMILY	WORLDWIDE SALES	PERCENT RETURNED FOR ANALYSIS	ELECTRICAL COMPONENT		ELECTRICAL INTERCONNECT		BATTERY		HIGH VOLTAGE CAPACITOR		SOFTWARE/FIRMWARE		MECHANICAL		POSSIBLE EARLY BATTERY DEPLETION		OTHER		TOTAL	
				QTY	RATE	QTY	RATE	QTY	RATE	QTY	RATE	QTY	RATE	QTY	RATE	QTY	RATE	QTY	RATE	QTY	RATE
CDVRA500Q	Gallant™ VR	20,558	0.88%	0	0.00%	0	0.00%	0	0.00%	0	0.00%	0	0.00%	0	0.00%	0	0.00%	0	0.00%	0	0.00%
CD1411-36Q	Ellipse™ VR	24,582	5.81%	5	0.02%	0	0.00%	0	0.00%	10	0.04%	0	0.00%	0	0.00%	0	0.00%	2	<0.01%	17	0.07%
CD1411-36C	Ellipse™ VR	7,468	8.33%	0	0.00%	0	0.00%	0	0.00%	0	0.00%	0	0.00%	0	0.00%	0	0.00%	0	0.00%	0	0.00%
CD1357-40Q	Fortify Assura™ VR	36,721	9.14%	7	0.02%	3	<0.01%	0	0.00%	2	<0.01%	1	<0.01%	0	0.00%	68	0.19%	7	0.02%	88	0.24%
CD1357-40C	Fortify Assura™ VR	10,400	12.75%	3	0.03%	1	<0.01%	0	0.00%	1	<0.01%	0	0.00%	1	<0.01%	9	0.09%	0	0.00%	15	0.14%
CD1257-40Q	Fortify Assura™ VR	5,038	15.58%	1	0.02%	1	0.02%	0	0.00%	0	0.00%	0	0.00%	0	0.00%	20	0.40%	1	0.02%	23	0.46%
CD1257-40	Fortify Assura™ VR	2,298	18.28%	2	0.09%	2	0.09%	1	0.04%	0	0.00%	0	0.00%	0	0.00%	7	0.30%	2	0.09%	14	0.61%
CD1311-36Q	Ellipse™ VR	4,912	11.22%	3	0.06%	0	0.00%	0	0.00%	38	0.77%	1	0.02%	1	0.02%	0	0.00%	1	0.02%	44	0.90%
CD1311-36	Ellipse™ VR	1,628	15.23%	4	0.25%	1	0.06%	0	0.00%	9	0.55%	0	0.00%	2	0.12%	0	0.00%	2	0.12%	18	1.11%
CD1231-40Q	Fortify™ VR†	18,581	15.44%	8	0.04%	2	0.01%	18	0.10%	2	0.01%	0	0.00%	0	0.00%	145	0.78%	9	0.05%	184	0.99%
CD1231-40	Fortify™ VR†	11,657	11.55%	9	0.08%	0	0.00%	5	0.04%	10	0.09%	0	0.00%	0	0.00%	48	0.41%	6	0.05%	78	0.67%
CD1211-36Q	Current™ + VR	16,551	8.38%	15	0.09%	3	0.02%	9	0.05%	7	0.04%	0	0.00%	0	0.00%	8	0.05%	8	0.05%	50	0.30%
CD1211-36	Current™ + VR	14,877	6.82%	5	0.03%	4	0.03%	5	0.03%	6	0.04%	0	0.00%	0	0.00%	11	0.07%	11	0.07%	42	0.28%
1207-36	Current™ VR RF	24,846	17.63%	12	0.05%	31	0.12%	18	0.07%	1	<0.01%	2	<0.01%	1	<0.01%	32	0.13%	12	0.05%	109	0.44%
V-168	Atlas™ II VR	23,946	15.45%	8	0.03%	5	0.02%	19	0.08%	1	<0.01%	0	0.00%	1	<0.01%	22	0.09%	21	0.09%	77	0.32%
V-193	Atlas™ + VR	39,596	16.44%	6	0.02%	9	0.02%	15	0.04%	5	0.01%	1	<0.01%	1	<0.01%	71	0.18%	32	0.08%	140	0.35%

Definitions of malfunction categories can be found on [pages 5-6](#).

# Single-Chamber Implantable Cardioverter Defibrillator (ICD) Devices

## Worldwide Malfunction Summary

### WITHOUT COMPROMISED THERAPY

MODELS	FAMILY	WORLDWIDE SALES	PERCENT RETURNED FOR ANALYSIS	ELECTRICAL COMPONENT		ELECTRICAL INTERCONNECT		BATTERY		HIGH VOLTAGE CAPACITOR		SOFTWARE/FIRMWARE		MECHANICAL		POSSIBLE EARLY BATTERY DEPLETION		OTHER		TOTAL	
				QTY	RATE	QTY	RATE	QTY	RATE	QTY	RATE	QTY	RATE	QTY	RATE	QTY	RATE	QTY	RATE	QTY	RATE
CDVRA500Q	Gallant™ VR	20,558	0.88%	4	0.02%	0	0.00%	0	0.00%	0	0.00%	0	0.00%	0	0.00%	0	0.00%	0	0.00%	4	0.02%
CD1411-36Q	Ellipse™ VR	24,582	12.75%	7	0.03%	0	0.00%	1	<0.01%	6	0.02%	1	<0.01%	3	0.01%	2	<0.01%	5	0.02%	25	0.10%
CD1411-36C	Ellipse™ VR	7,468	15.58%	6	0.08%	0	0.00%	0	0.00%	1	0.01%	0	0.00%	1	0.01%	1	0.01%	2	0.03%	11	0.15%
CD1357-40Q	Fortify Assura™ VR	36,721	18.28%	14	0.04%	0	0.00%	10	0.03%	0	0.00%	1	<0.01%	1	<0.01%	711	1.94%	9	0.02%	746	2.03%
CD1357-40C	Fortify Assura™ VR	10,400	11.22%	5	0.05%	0	0.00%	6	0.06%	0	0.00%	1	<0.01%	1	<0.01%	226	2.17%	3	0.03%	242	2.33%
CD1257-40Q	Fortify Assura™ VR	5,038	15.23%	2	0.04%	0	0.00%	4	0.08%	0	0.00%	0	0.00%	0	0.00%	161	3.20%	0	0.00%	167	3.31%
CD1257-40	Fortify Assura™ VR	2,298	15.44%	0	0.00%	0	0.00%	2	0.09%	0	0.00%	0	0.00%	0	0.00%	50	2.18%	1	0.04%	53	2.31%
CD1311-36Q	Ellipse™ VR	4,912	11.55%	4	0.08%	1	0.02%	0	0.00%	14	0.29%	0	0.00%	0	0.00%	0	0.00%	5	0.10%	24	0.49%
CD1311-36	Ellipse™ VR	1,628	8.38%	2	0.12%	0	0.00%	0	0.00%	4	0.25%	1	0.06%	1	0.06%	0	0.00%	0	0.00%	8	0.49%
CD1231-40Q	Fortify™ VR†	18,581	6.82%	13	0.07%	1	<0.01%	49	0.26%	1	<0.01%	1	<0.01%	0	0.00%	483	2.60%	7	0.04%	555	2.99%
CD1231-40	Fortify™ VR†	11,657	17.63%	7	0.06%	0	0.00%	15	0.13%	4	0.03%	0	0.00%	1	<0.01%	162	1.39%	6	0.05%	195	1.67%
CD1211-36Q	Current™ + VR	16,551	15.45%	10	0.06%	0	0.00%	8	0.05%	3	0.02%	3	0.02%	1	<0.01%	9	0.05%	14	0.08%	48	0.29%
CD1211-36	Current™ + VR	14,877	16.44%	7	0.05%	0	0.00%	3	0.02%	0	0.00%	9	0.06%	0	0.00%	6	0.04%	8	0.05%	33	0.22%
1207-36	Current™ VR RF	24,846	0.00%	17	0.07%	3	0.01%	13	0.05%	1	<0.01%	52	0.21%	12	0.05%	29	0.12%	15	0.06%	142	0.57%
V-168	Atlas™ II VR	23,946	0.00%	4	0.02%	0	0.00%	6	0.03%	0	0.00%	0	0.00%	12	0.05%	10	0.04%	9	0.04%	41	0.17%
V-193	Atlas™ + VR	39,596	0.00%	4	0.01%	3	<0.01%	8	0.02%	1	<0.01%	2	<0.01%	14	0.04%	11	0.03%	13	0.03%	56	0.14%

Definitions of malfunction categories can be found on [pages 5-6](#).

# Defibrillation Leads

## Defibrillation Leads

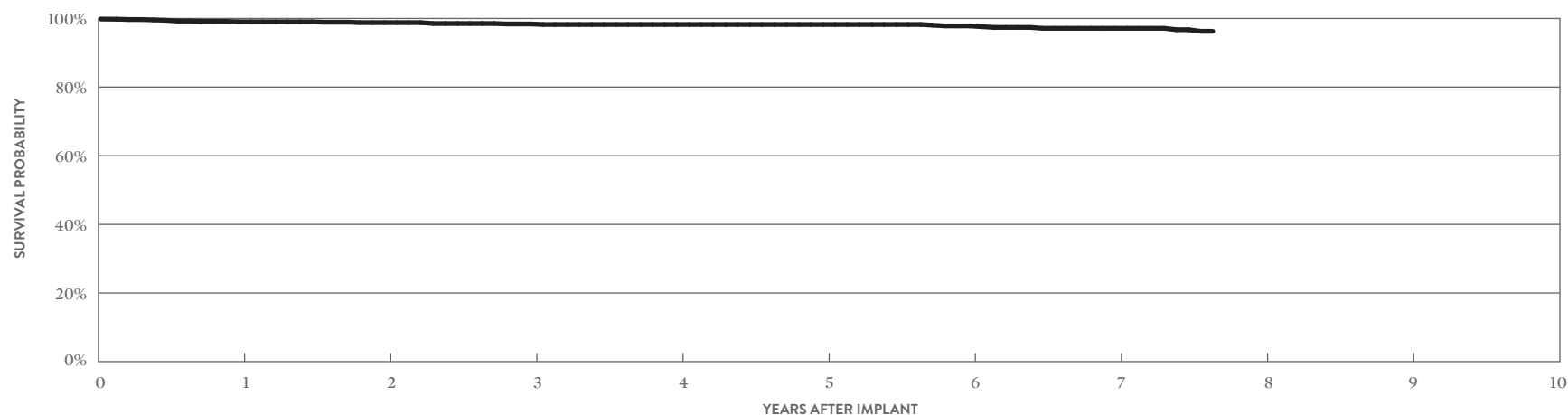
### Optisure™ DF4

#### MODEL LDA230Q

US Regulatory Approval	February 2014
Registered US Implants	1,062
Estimated Active US Implants	559
Insulation	Optim*
Type and/or Fixation	Dual Coil, Active
Polarity	Bipolar
Steroid	Yes
Number of US Advisories (see pg. 239)	One

	ACUTE OBSERVATIONS (POST IMPLANT, ≤30 DAYS)		CHRONIC COMPLICATIONS (>30 DAYS)	
	QTY	RATE	QTY	RATE
Cardiac Perforation	1	0.09%	0	0.00%
Conductor Fracture	0	0.00%	0	0.00%
Lead Dislodgement	1	0.09%	3	0.28%
Failure to Capture	0	0.00%	7	0.66%
Oversensing	0	0.00%	7	0.66%
Failure to Sense	0	0.00%	1	0.09%
Insulation Breach	0	0.00%	0	0.00%
Abnormal Pacing Impedance	1	0.09%	1	0.09%
Abnormal Defibrillation Impedance	0	0.00%	0	0.00%
Extracardiac Stimulation	1	0.09%	0	0.00%
Other	0	0.00%	0	0.00%
<b>Total</b>	<b>4</b>	<b>0.38%</b>	<b>19</b>	<b>1.79%</b>
<b>Total Returned for Analysis</b>	<b>1</b>		<b>8</b>	

MALFUNCTIONS	QTY	RATE
Conductor Fracture	1	0.09%
Clavicular Crush	0	0.00%
In the Pocket	0	0.00%
Intravascular	1	0.09%
Insulation Breach	3	0.28%
Lead-to-Can Contact	1	0.09%
Lead-to-Lead Contact	0	0.00%
Clavicular Crush	1	0.09%
Externalized Conductors	0	0.00%
Other	1	0.09%
Crimps, Welds & Bonds	0	0.00%
Other	0	0.00%
Extrinsic Factors	8	0.75%
<b>Total</b>	<b>12</b>	<b>1.13%</b>



YEAR	1	2	3	4	5	6	7	AT 92 MONTHS
SURVIVAL PROBABILITY	99.03%	98.79%	98.40%	98.25%	98.25%	97.84%	97.14%	96.27%
± 1 STANDARD ERROR	0.30%	0.36%	0.43%	0.45%	0.45%	0.53%	0.67%	0.90%
SAMPLE SIZE	970	830	750	670	600	500	370	200

\*Optim™ lead insulation is a copolymer of silicone and polyurethane.

## Defibrillation Leads

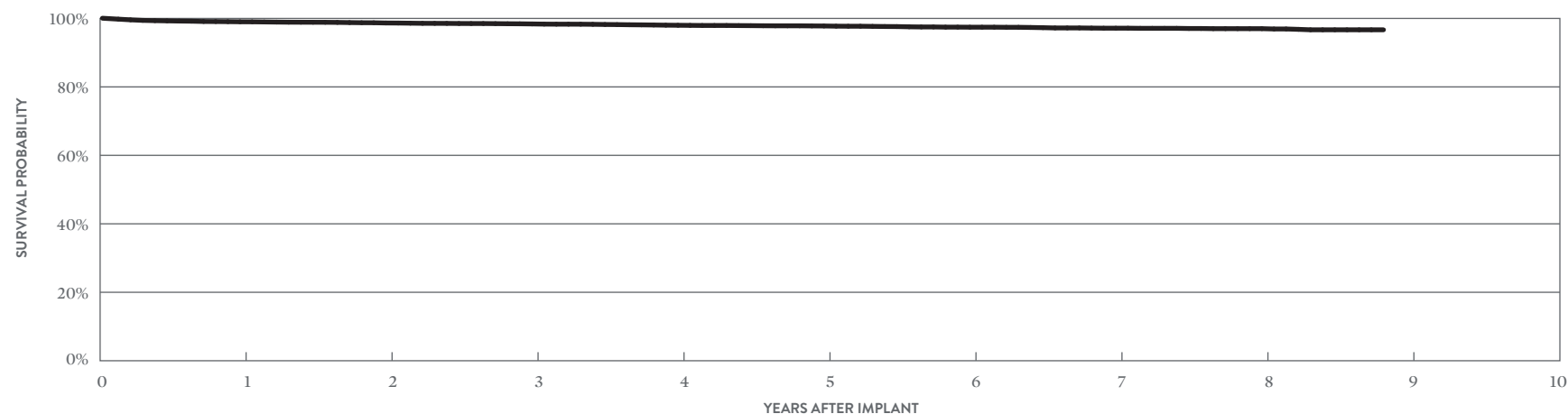
### Optisure™ DF4

#### MODEL LDA220Q

US Regulatory Approval	February 2014
Registered US Implants	13,436
Estimated Active US Implants	7,858
Insulation	Optim™*
Type and/or Fixation	Dual Coil, Active
Polarity	Bipolar
Steroid	Yes
Number of US Advisories (see pg. 239)	One

	ACUTE OBSERVATIONS (POST IMPLANT, ≤30 DAYS)		CHRONIC COMPLICATIONS (>30 DAYS)	
	QTY	RATE	QTY	RATE
Cardiac Perforation	15	0.11%	5	0.04%
Conductor Fracture	0	0.00%	7	0.05%
Lead Dislodgement	54	0.40%	84	0.63%
Failure to Capture	25	0.19%	93	0.69%
Oversensing	5	0.04%	77	0.57%
Failure to Sense	2	0.01%	9	0.07%
Insulation Breach	0	0.00%	2	0.01%
Abnormal Pacing Impedance	0	0.00%	16	0.12%
Abnormal Defibrillation Impedance	5	0.04%	21	0.16%
Extracardiac Stimulation	1	<0.01%	0	0.00%
Other	6	0.04%	7	0.05%
<b>Total</b>	<b>113</b>	<b>0.84%</b>	<b>321</b>	<b>2.39%</b>
<b>Total Returned for Analysis</b>	<b>44</b>		<b>89</b>	

MALFUNCTIONS	QTY	RATE
Conductor Fracture	1	<0.01%
Clavicular Crush	0	0.00%
In the Pocket	0	0.00%
Intravascular	1	<0.01%
Insulation Breach	7	0.05%
Lead-to-Can Contact	2	0.01%
Lead-to-Lead Contact	0	0.00%
Clavicular Crush	2	0.01%
Externalized Conductors	0	0.00%
Other	3	0.02%
Crimps, Welds & Bonds	0	0.00%
Other	0	0.00%
Extrinsic Factors	83	0.62%
<b>Total</b>	<b>91</b>	<b>0.68%</b>



YEAR	1	2	3	4	5	6	7	8	AT 106 MONTHS
SURVIVAL PROBABILITY	99.02%	98.67%	98.39%	98.00%	97.79%	97.44%	97.15%	97.01%	96.68%
± 1 STANDARD ERROR	0.09%	0.10%	0.12%	0.14%	0.15%	0.17%	0.20%	0.21%	0.29%
SAMPLE SIZE	12,270	10,300	8,760	7,330	6,000	4,700	3,380	1,940	200

\*Optim™ lead insulation is a copolymer of silicone and polyurethane.

## Defibrillation Leads

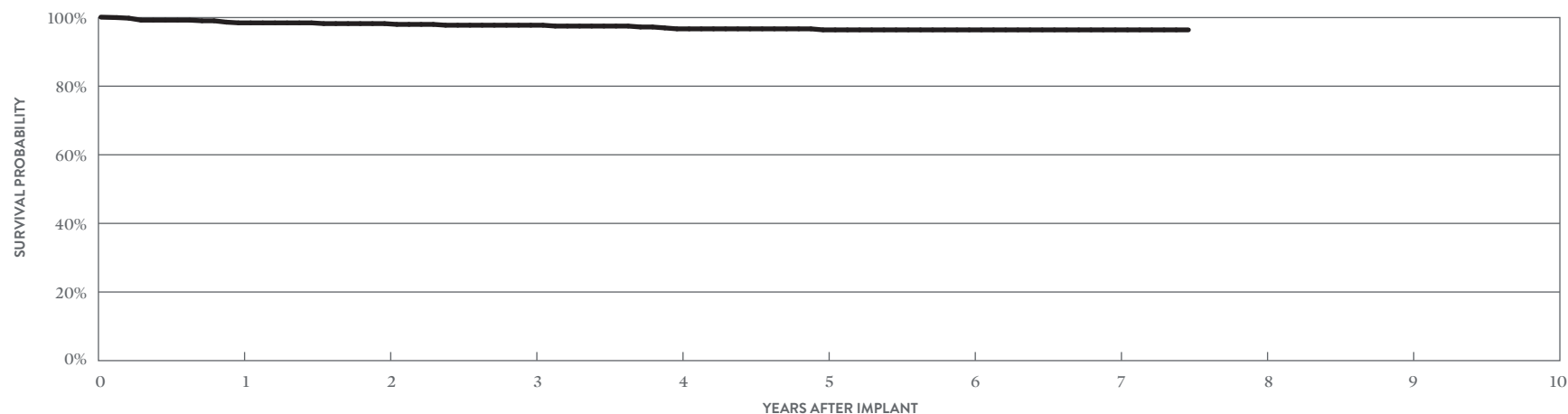
### Optisure™

#### MODEL LDA220

US Regulatory Approval	February 2014
Registered US Implants	634
Estimated Active US Implants	332
Insulation	Optim™*
Type and/or Fixation	Dual Coil, Active
Polarity	Bipolar
Steroid	Yes
Number of US Advisories (see pg. 239)	One

	ACUTE OBSERVATIONS (POST IMPLANT, ≤30 DAYS)		CHRONIC COMPLICATIONS (>30 DAYS)	
	QTY	RATE	QTY	RATE
Cardiac Perforation	1	0.16%	0	0.00%
Conductor Fracture	0	0.00%	0	0.00%
Lead Dislodgement	0	0.00%	5	0.79%
Failure to Capture	0	0.00%	3	0.47%
Oversensing	0	0.00%	6	0.95%
Failure to Sense	0	0.00%	0	0.00%
Insulation Breach	0	0.00%	0	0.00%
Abnormal Pacing Impedance	0	0.00%	3	0.47%
Abnormal Defibrillation Impedance	0	0.00%	1	0.16%
Extracardiac Stimulation	0	0.00%	0	0.00%
Other	0	0.00%	0	0.00%
<b>Total</b>	<b>1</b>	<b>0.16%</b>	<b>18</b>	<b>2.84%</b>
<b>Total Returned for Analysis</b>	<b>0</b>		<b>4</b>	

MALFUNCTIONS	QTY	RATE
Conductor Fracture	0	0.00%
Clavicular Crush	0	0.00%
In the Pocket	0	0.00%
Intravascular	0	0.00%
Insulation Breach	0	0.00%
Lead-to-Can Contact	0	0.00%
Lead-to-Lead Contact	0	0.00%
Clavicular Crush	0	0.00%
Externalized Conductors	0	0.00%
Other	0	0.00%
Crimps, Welds & Bonds	0	0.00%
Other	0	0.00%
Extrinsic Factors	6	0.95%
<b>Total</b>	<b>6</b>	<b>0.95%</b>



YEAR	1	2	3	4	5	6	7	AT 90 MONTHS
SURVIVAL PROBABILITY	98.46%	98.24%	97.77%	96.71%	96.41%	96.41%	96.41%	96.41%
± 1 STANDARD ERROR	0.50%	0.58%	0.67%	0.80%	0.85%	0.89%	0.89%	0.89%
SAMPLE SIZE	560	460	410	370	340	300	250	200

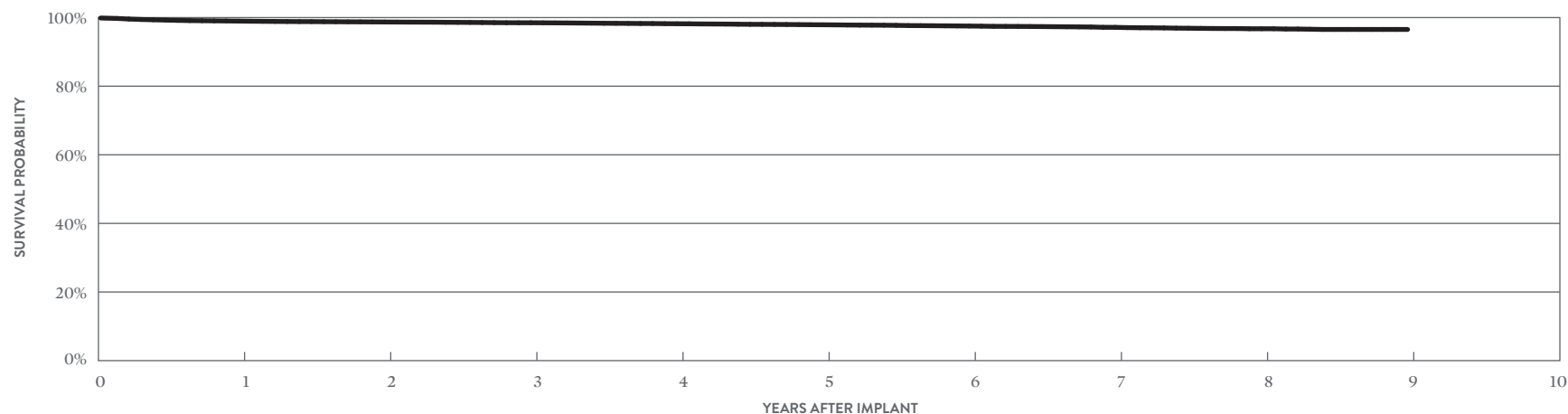
\*Optim™ lead insulation is a copolymer of silicone and polyurethane.

## Defibrillation Leads

### Optisure™ DF4

#### MODEL LDA210Q

		ACUTE OBSERVATIONS (POST IMPLANT, ≤30 DAYS)		CHRONIC COMPLICATIONS (>30 DAYS)		MALFUNCTIONS			
		QTY	RATE	QTY	RATE	QTY	RATE		
US Regulatory Approval	February 2014	Cardiac Perforation	131	0.19%	36	0.05%	Conductor Fracture	7	0.01%
Registered US Implants	67,535	Conductor Fracture	2	<0.01%	32	0.05%	Clavicular Crush	1	<0.01%
Estimated Active US Implants	42,382	Lead Dislodgement	222	0.33%	399	0.59%	In the Pocket	2	<0.01%
Insulation	Optim™*	Failure to Capture	125	0.19%	305	0.45%	Intravascular	4	<0.01%
Type and/or Fixation	Single Coil, Active	Oversensing	43	0.06%	255	0.38%	Insulation Breach	22	0.03%
Polarity	Bipolar	Failure to Sense	17	0.03%	30	0.04%	Lead-to-Can Contact	12	0.02%
Steroid	Yes	Insulation Breach	5	<0.01%	2	<0.01%	Lead-to-Lead Contact	8	0.01%
Number of US Advisories	None	Abnormal Pacing Impedance	9	0.01%	64	0.09%	Clavicular Crush	1	<0.01%
		Abnormal Defibrillation Impedance	11	0.02%	54	0.08%	Externalized Conductors	0	0.00%
		Extracardiac Stimulation	6	<0.01%	6	<0.01%	Other	1	<0.01%
		Other	20	0.03%	42	0.06%	Crimps, Welds & Bonds	0	0.00%
		<b>Total</b>	<b>591</b>	<b>0.88%</b>	<b>1225</b>	<b>1.81%</b>	Other	5	<0.01%
		<b>Total Returned for Analysis</b>	<b>212</b>		<b>419</b>		Extrinsic Factors	403	0.60%
							<b>Total</b>	<b>437</b>	<b>0.65%</b>



YEAR	1	2	3	4	5	6	7	8	9
SURVIVAL PROBABILITY	98.97%	98.71%	98.49%	98.20%	97.90%	97.53%	97.15%	96.74%	96.54%
± 1 STANDARD ERROR	0.04%	0.05%	0.05%	0.06%	0.07%	0.09%	0.11%	0.14%	0.17%
SAMPLE SIZE	59,390	45,970	36,360	28,360	21,380	15,120	9,770	5,070	240

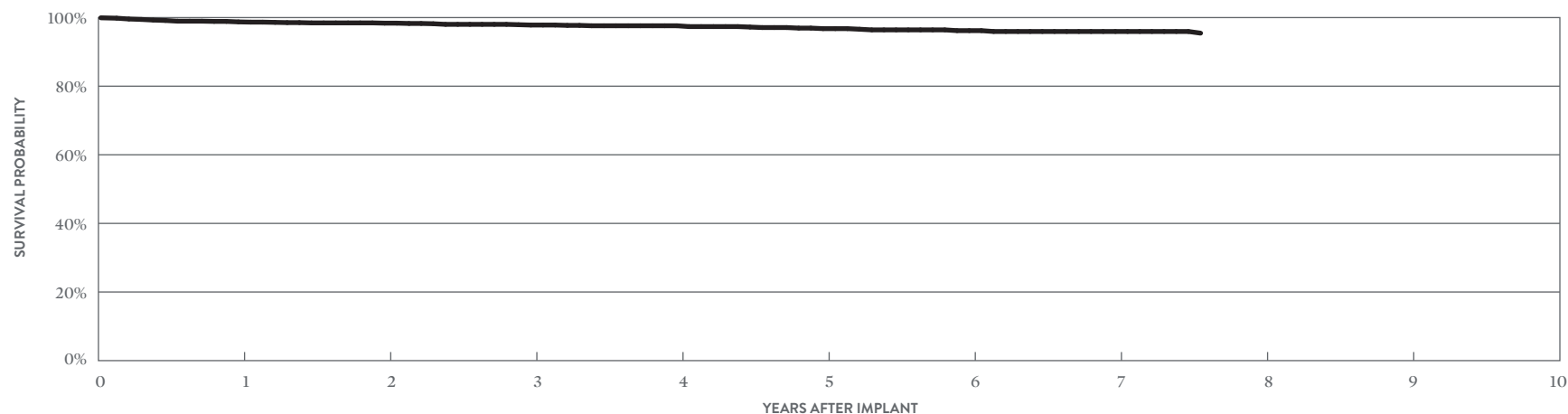
\*Optim™ lead insulation is a copolymer of silicone and polyurethane.

## Defibrillation Leads

### Optisure™

#### MODEL LDA210

		ACUTE OBSERVATIONS (POST IMPLANT, ≤30 DAYS)		CHRONIC COMPLICATIONS (>30 DAYS)		MALFUNCTIONS			
		QTY	RATE	QTY	RATE	QTY	RATE		
US Regulatory Approval	February 2014	Cardiac Perforation	3	0.16%	0	0.00%	Conductor Fracture	0	0.00%
Registered US Implants	1,831	Conductor Fracture	0	0.00%	4	0.22%	Clavicular Crush	0	0.00%
Estimated Active US Implants	1,088	Lead Dislodgement	7	0.38%	8	0.44%	In the Pocket	0	0.00%
Insulation	Optim™*	Failure to Capture	3	0.16%	13	0.71%	Intravascular	0	0.00%
Type and/or Fixation	Single Coil, Active	Oversensing	3	0.16%	19	1.04%	Insulation Breach	1	0.05%
Polarity	Bipolar	Failure to Sense	0	0.00%	0	0.00%	Lead-to-Can Contact	0	0.00%
Steroid	Yes	Insulation Breach	0	0.00%	0	0.00%	Lead-to-Lead Contact	1	0.05%
Number of US Advisories	None	Abnormal Pacing Impedance	0	0.00%	6	0.33%	Clavicular Crush	0	0.00%
		Abnormal Defibrillation Impedance	0	0.00%	2	0.11%	Externalized Conductors	0	0.00%
		Extracardiac Stimulation	0	0.00%	1	0.05%	Other	0	0.00%
		Other	1	0.05%	2	0.11%	Crimps, Welds & Bonds	0	0.00%
		<b>Total</b>	<b>17</b>	<b>0.93%</b>	<b>55</b>	<b>3.00%</b>	Other	0	0.00%
		<b>Total Returned for Analysis</b>	<b>6</b>		<b>14</b>		Extrinsic Factors	15	0.82%
							<b>Total</b>	<b>16</b>	<b>0.87%</b>



YEAR	1	2	3	4	5	6	7	AT 91 MONTHS
SURVIVAL PROBABILITY	98.74%	98.37%	97.82%	97.61%	96.77%	96.19%	95.94%	95.46%
± 1 STANDARD ERROR	0.26%	0.31%	0.38%	0.42%	0.51%	0.63%	0.68%	0.68%
SAMPLE SIZE	1,620	1,300	1,080	890	700	500	330	210

\*Optim™ lead insulation is a copolymer of silicone and polyurethane.

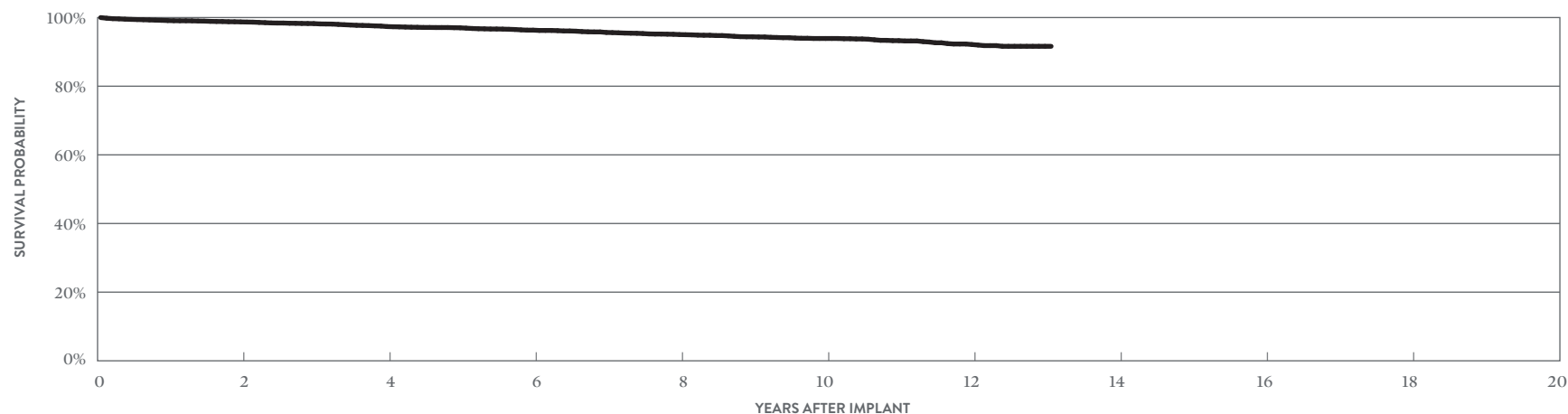


## Defibrillation Leads

### Durata™ DF4

#### MODELS 7170Q & 7171Q

		ACUTE OBSERVATIONS (POST IMPLANT, ≤30 DAYS)		CHRONIC COMPLICATIONS (>30 DAYS)		MALFUNCTIONS			
		QTY	RATE	QTY	RATE	QTY	RATE		
US Regulatory Approval	July 2009	Cardiac Perforation	6	0.08%	8	0.11%	Conductor Fracture	6	0.08%
Registered US Implants	7,272	Conductor Fracture	1	0.01%	34	0.47%	Clavicular Crush	0	0.00%
Estimated Active US Implants	2,997	Lead Dislodgement	22	0.30%	35	0.48%	In the Pocket	3	0.04%
Insulation	Optim™*	Failure to Capture	14	0.19%	90	1.24%	Intravascular	3	0.04%
Type and/or Fixation	Dual Coil, Passive	Oversensing	3	0.04%	80	1.10%	Insulation Breach	17	0.23%
Polarity	Bipolar	Failure to Sense	0	0.00%	1	0.01%	Lead-to-Can Contact	9	0.12%
Steroid	Yes	Insulation Breach	0	0.00%	6	0.08%	Lead-to-Lead Contact	5	0.07%
Number of US Advisories	None	Abnormal Pacing Impedance	1	0.01%	31	0.43%	Clavicular Crush	1	0.01%
		Abnormal Defibrillation Impedance	0	0.00%	24	0.33%	Externalized Conductors	0	0.00%
		Extracardiac Stimulation	1	0.01%	0	0.00%	Other	2	0.03%
		Other	1	0.01%	4	0.06%	Crimps, Welds & Bonds	0	0.00%
		<b>Total</b>	<b>49</b>	<b>0.67%</b>	<b>313</b>	<b>4.30%</b>	Other	0	0.00%
		<b>Total Returned for Analysis</b>	<b>22</b>		<b>76</b>		Extrinsic Factors	58	0.80%
							<b>Total</b>	<b>81</b>	<b>1.11%</b>



YEAR	2	4	6	8	10	12	AT 157 MONTHS
SURVIVAL PROBABILITY	98.73%	97.37%	96.33%	95.04%	93.90%	92.14%	91.62%
± 1 STANDARD ERROR	0.14%	0.21%	0.27%	0.33%	0.40%	0.56%	0.65%
SAMPLE SIZE	5,790	4,610	3,630	2,670	1,700	820	210

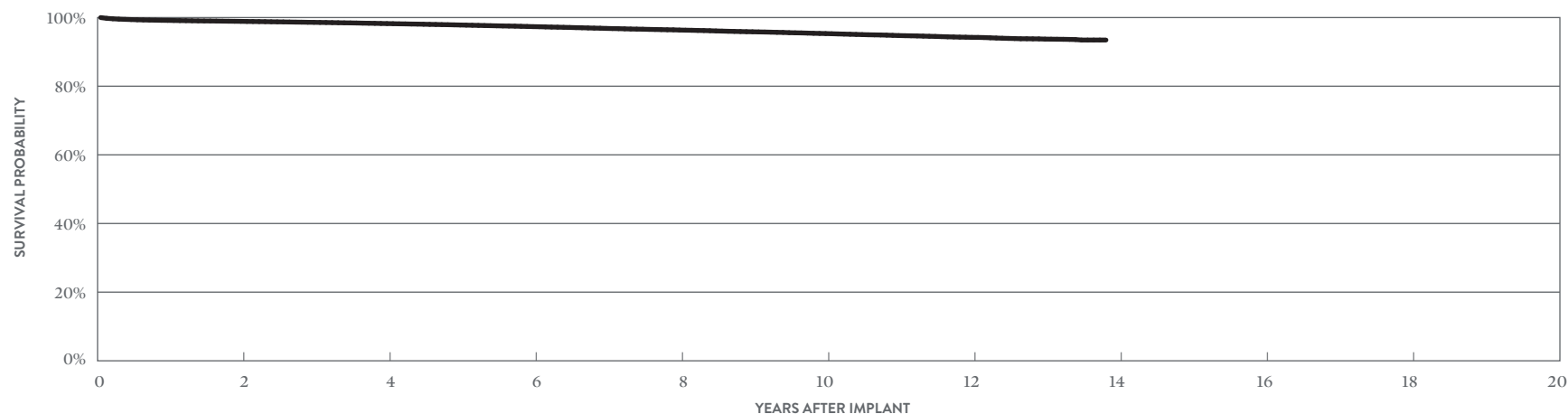
\*Optim™ lead insulation is a copolymer of silicone and polyurethane.

## Defibrillation Leads

### Durata™ DF4

#### MODELS 7120Q & 7121Q

		ACUTE OBSERVATIONS (POST IMPLANT, ≤30 DAYS)		CHRONIC COMPLICATIONS (>30 DAYS)		MALFUNCTIONS			
		QTY	RATE	QTY	RATE	QTY	RATE		
US Regulatory Approval	January 2009	Cardiac Perforation	109	0.07%	50	0.03%	Conductor Fracture	40	0.03%
Registered US Implants	146,758	Conductor Fracture	2	<0.01%	291	0.20%	Clavicular Crush	6	<0.01%
Estimated Active US Implants	59,846	Lead Dislodgement	305	0.21%	745	0.51%	In the Pocket	13	<0.01%
Insulation	Optim™*	Failure to Capture	146	0.10%	1210	0.82%	Intravascular	21	0.01%
Type and/or Fixation	Dual Coil, Active	Oversensing	55	0.04%	1280	0.87%	Insulation Breach	404	0.28%
Polarity	Bipolar	Failure to Sense	17	0.01%	115	0.08%	Lead-to-Can Contact	241	0.16%
Steroid	Yes	Insulation Breach	0	0.00%	81	0.06%	Lead-to-Lead Contact	43	0.03%
Number of US Advisories	None	Abnormal Pacing Impedance	7	<0.01%	275	0.19%	Clavicular Crush	37	0.03%
		Abnormal Defibrillation Impedance	11	<0.01%	592	0.40%	Externalized Conductors	0	0.00%
		Extracardiac Stimulation	7	<0.01%	10	<0.01%	Other	83	0.06%
		Other	45	0.03%	113	0.08%	Crimps, Welds & Bonds	2	<0.01%
		<b>Total</b>	<b>704</b>	<b>0.48%</b>	<b>4762</b>	<b>3.24%</b>	Other	39	0.03%
		<b>Total Returned for Analysis</b>	<b>341</b>		<b>1308</b>		Extrinsic Factors	1033	0.70%
							<b>Total</b>	<b>1518</b>	<b>1.03%</b>



YEAR	2	4	6	8	10	12	AT 166 MONTHS
SURVIVAL PROBABILITY	98.89%	98.24%	97.35%	96.36%	95.33%	94.22%	93.45%
± 1 STANDARD ERROR	0.03%	0.04%	0.05%	0.06%	0.08%	0.10%	0.16%
SAMPLE SIZE	119,290	96,000	76,650	59,550	40,960	20,860	390

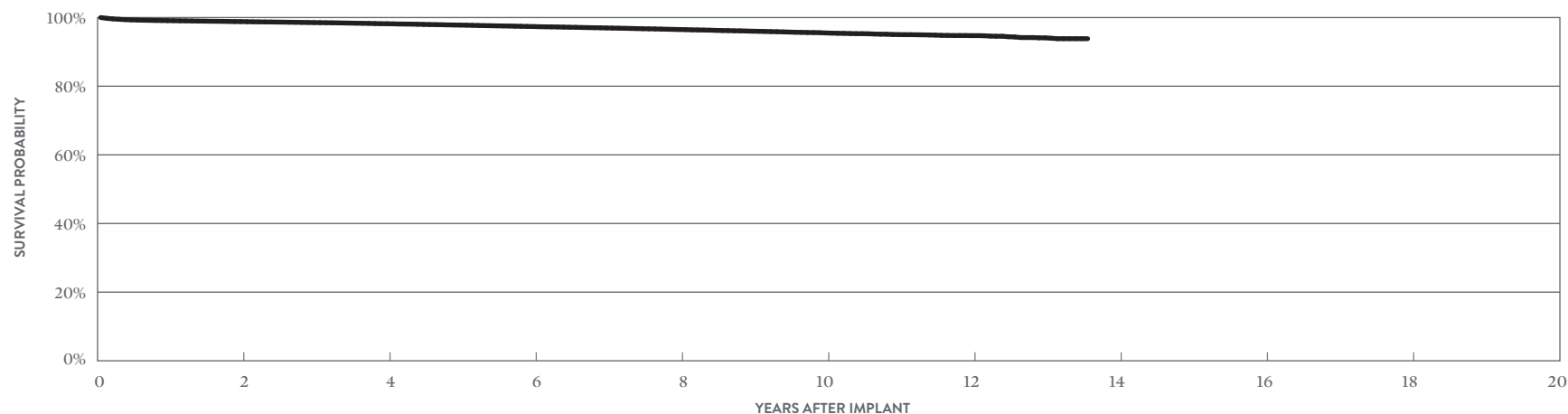
\*Optim™ lead insulation is a copolymer of silicone and polyurethane.

## Defibrillation Leads

### Durata™ DF4

#### MODEL 7122Q

		ACUTE OBSERVATIONS (POST IMPLANT, ≤30 DAYS)		CHRONIC COMPLICATIONS (>30 DAYS)					
		QTY	RATE	QTY	RATE	MALFUNCTIONS	QTY	RATE	
US Regulatory Approval	January 2009	Cardiac Perforation	223	0.13%	73	0.04%	Conductor Fracture	25	0.01%
Registered US Implants	167,646	Conductor Fracture	4	<0.01%	141	0.08%	Clavicular Crush	3	<0.01%
Estimated Active US Implants	86,974	Lead Dislodgement	425	0.25%	895	0.53%	In the Pocket	10	<0.01%
Insulation	Optim™*	Failure to Capture	242	0.14%	978	0.58%	Intravascular	12	<0.01%
Type and/or Fixation	Single Coil, Active	Oversensing	77	0.05%	896	0.53%	Insulation Breach	269	0.16%
Polarity	Bipolar	Failure to Sense	17	0.01%	83	0.05%	Lead-to-Can Contact	168	0.10%
Steroid	Yes	Insulation Breach	2	<0.01%	51	0.03%	Lead-to-Lead Contact	39	0.02%
Number of US Advisories	None	Abnormal Pacing Impedance	18	0.01%	206	0.12%	Clavicular Crush	22	0.01%
		Abnormal Defibrillation Impedance	14	<0.01%	195	0.12%	Externalized Conductors	0	0.00%
		Extracardiac Stimulation	5	<0.01%	15	<0.01%	Other	40	0.02%
		Other	56	0.03%	125	0.07%	Crimps, Welds & Bonds	1	<0.01%
		<b>Total</b>	<b>1083</b>	<b>0.65%</b>	<b>3658</b>	<b>2.18%</b>	Other	21	0.01%
		<b>Total Returned for Analysis</b>	<b>439</b>		<b>1206</b>		Extrinsic Factors	1035	0.62%
							<b>Total</b>	<b>1351</b>	<b>0.81%</b>



YEAR	2	4	6	8	10	12	AT 163 MONTHS
SURVIVAL PROBABILITY	98.82%	98.20%	97.38%	96.51%	95.51%	94.73%	93.84%
± 1 STANDARD ERROR	0.03%	0.04%	0.05%	0.07%	0.10%	0.14%	0.29%
SAMPLE SIZE	120,000	81,910	54,180	33,270	15,330	4,660	230

\*Optim™ lead insulation is a copolymer of silicone and polyurethane.

## Defibrillation Leads

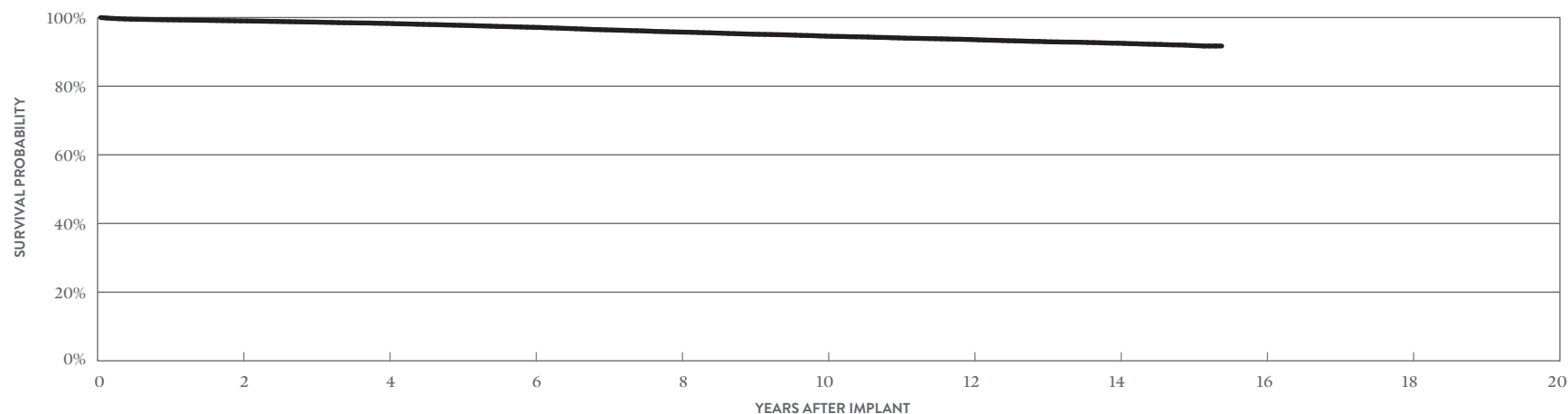
### Durata™

#### MODELS 7120 & 7121

US Regulatory Approval	September 2007
Registered US Implants	63,472
Estimated Active US Implants	18,718
Insulation	Optim™*
Type and/or Fixation	Dual Coil, Active
Polarity	Bipolar
Steroid	Yes
Number of US Advisories	None

	ACUTE OBSERVATIONS (POST IMPLANT, ≤30 DAYS)		CHRONIC COMPLICATIONS (>30 DAYS)	
	QTY	RATE	QTY	RATE
Cardiac Perforation	41	0.06%	19	0.03%
Conductor Fracture	2	<0.01%	190	0.30%
Lead Dislodgement	70	0.11%	192	0.30%
Failure to Capture	26	0.04%	459	0.72%
Oversensing	51	0.08%	972	1.53%
Failure to Sense	5	<0.01%	73	0.12%
Insulation Breach	0	0.00%	78	0.12%
Abnormal Pacing Impedance	2	<0.01%	247	0.39%
Abnormal Defibrillation Impedance	21	0.03%	393	0.62%
Extracardiac Stimulation	0	0.00%	3	<0.01%
Other	21	0.03%	63	0.10%
<b>Total</b>	<b>239</b>	<b>0.38%</b>	<b>2689</b>	<b>4.24%</b>
<b>Total Returned for Analysis</b>	<b>93</b>		<b>651</b>	

MALFUNCTIONS	QTY	RATE
Conductor Fracture	35	0.06%
Clavicular Crush	2	<0.01%
In the Pocket	24	0.04%
Intravascular	9	0.01%
Insulation Breach	242	0.38%
Lead-to-Can Contact	128	0.20%
Lead-to-Lead Contact	47	0.07%
Clavicular Crush	19	0.03%
Externalized Conductors	0	0.00%
Other	48	0.08%
Crimps, Welds & Bonds	1	<0.01%
Other	10	0.02%
Extrinsic Factors	490	0.77%
<b>Total</b>	<b>778</b>	<b>1.23%</b>



YEAR	2	4	6	8	10	12	14	AT 185 MONTHS
SURVIVAL PROBABILITY	99.02%	98.29%	97.16%	95.77%	94.58%	93.58%	92.52%	91.71%
± 1 STANDARD ERROR	0.04%	0.06%	0.08%	0.10%	0.12%	0.14%	0.16%	0.23%
SAMPLE SIZE	51,210	41,430	34,040	28,410	23,970	19,240	11,770	260

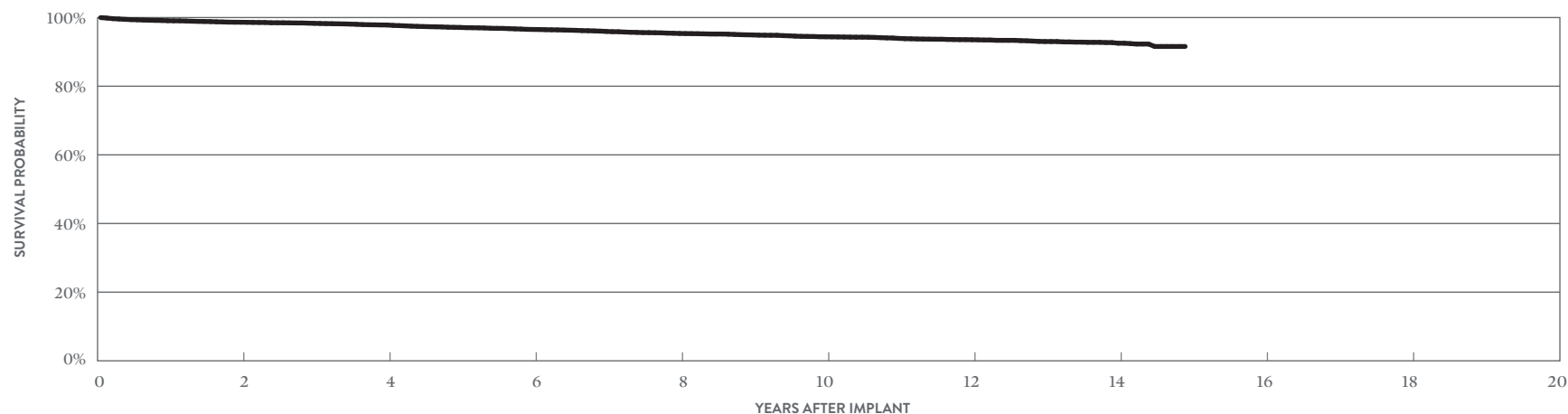
\*Optim™ lead insulation is a copolymer of silicone and polyurethane.

## Defibrillation Leads

### Durata™

#### MODEL 7122

		ACUTE OBSERVATIONS (POST IMPLANT, ≤30 DAYS)		CHRONIC COMPLICATIONS (>30 DAYS)		MALFUNCTIONS			
		QTY	RATE	QTY	RATE		QTY	RATE	
US Regulatory Approval	September 2007	Cardiac Perforation	12	0.07%	4	0.02%	Conductor Fracture	18	0.11%
Registered US Implants	16,739	Conductor Fracture	1	<0.01%	52	0.31%	Clavicular Crush	1	<0.01%
Estimated Active US Implants	5,863	Lead Dislodgement	24	0.14%	80	0.48%	In the Pocket	13	0.08%
Insulation	Optim™*	Failure to Capture	19	0.11%	127	0.76%	Intravascular	4	0.02%
Type and/or Fixation	Single Coil, Active	Oversensing	13	0.08%	223	1.33%	Insulation Breach	86	0.51%
Polarity	Bipolar	Failure to Sense	0	0.00%	13	0.08%	Lead-to-Can Contact	46	0.27%
Steroid	Yes	Insulation Breach	2	0.01%	26	0.16%	Lead-to-Lead Contact	27	0.16%
Number of US Advisories	None	Abnormal Pacing Impedance	3	0.02%	58	0.35%	Clavicular Crush	2	0.01%
		Abnormal Defibrillation Impedance	3	0.02%	52	0.31%	Externalized Conductors	1	<0.01%
		Extracardiac Stimulation	2	0.01%	2	0.01%	Other	10	0.06%
		Other	4	0.02%	15	0.09%	Crimps, Welds & Bonds	0	0.00%
		<b>Total</b>	<b>83</b>	<b>0.50%</b>	<b>652</b>	<b>3.90%</b>	Other	4	0.02%
		<b>Total Returned for Analysis</b>	<b>37</b>		<b>213</b>		Extrinsic Factors	163	0.97%
							<b>Total</b>	<b>271</b>	<b>1.62%</b>



YEAR	2	4	6	8	10	12	14	AT 179 MONTHS
SURVIVAL PROBABILITY	98.63%	97.83%	96.53%	95.36%	94.39%	93.53%	92.52%	91.57%
± 1 STANDARD ERROR	0.10%	0.13%	0.17%	0.21%	0.25%	0.28%	0.35%	0.54%
SAMPLE SIZE	13,460	10,680	8,470	6,620	4,860	3,300	1,460	240

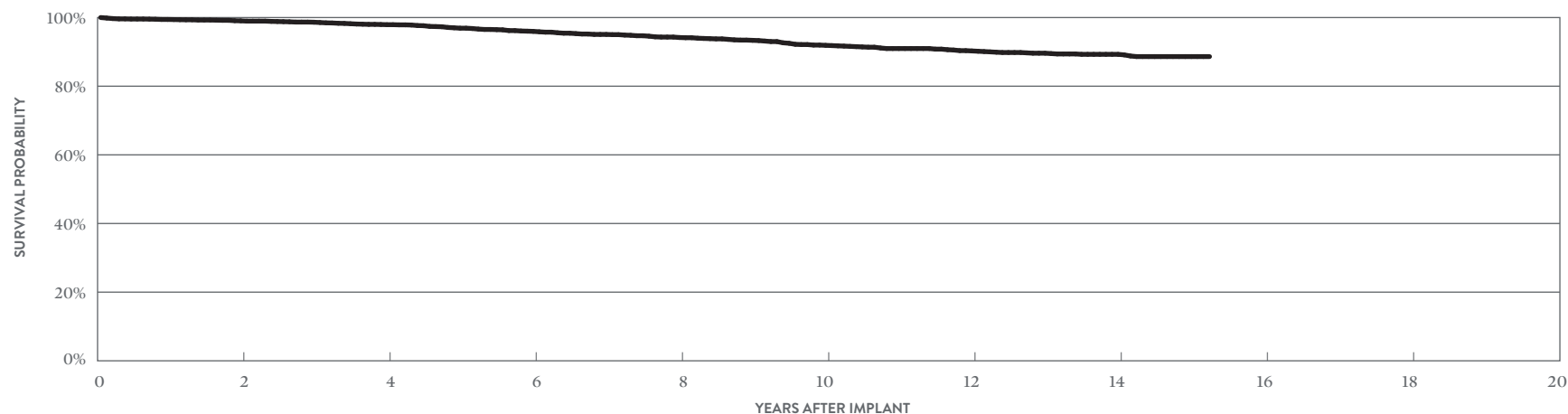
\*Optim™ lead insulation is a copolymer of silicone and polyurethane.

## Defibrillation Leads

### Riata™ ST Optim™

#### MODELS 7070 & 7071

		ACUTE OBSERVATIONS (POST IMPLANT, ≤30 DAYS)		CHRONIC COMPLICATIONS (>30 DAYS)		MALFUNCTIONS			
		QTY	RATE	QTY	RATE	QTY	RATE		
US Regulatory Approval	July 2006	Cardiac Perforation	3	0.08%	2	0.06%	Conductor Fracture	3	0.08%
Registered US Implants	3,583	Conductor Fracture	1	0.03%	28	0.78%	Clavicular Crush	0	0.00%
Estimated Active US Implants	917	Lead Dislodgement	3	0.08%	13	0.36%	In the Pocket	0	0.00%
Insulation	Optim™*	Failure to Capture	6	0.17%	44	1.23%	Intravascular	3	0.08%
Type and/or Fixation	Dual Coil, Passive	Oversensing	4	0.11%	74	2.07%	Insulation Breach	24	0.67%
Polarity	Bipolar	Failure to Sense	4	0.11%	3	0.08%	Lead-to-Can Contact	10	0.28%
Steroid	Yes	Insulation Breach	0	0.00%	9	0.25%	Lead-to-Lead Contact	4	0.11%
Number of US Advisories	None	Abnormal Pacing Impedance	0	0.00%	17	0.47%	Clavicular Crush	2	0.06%
		Abnormal Defibrillation Impedance	0	0.00%	22	0.61%	Externalized Conductors	1	0.03%
		Extracardiac Stimulation	0	0.00%	1	0.03%	Other	7	0.20%
		Other	0	0.00%	3	0.08%	Crimps, Welds & Bonds	0	0.00%
		<b>Total</b>	<b>21</b>	<b>0.59%</b>	<b>216</b>	<b>6.03%</b>	Other	0	0.00%
		<b>Total Returned for Analysis</b>	<b>6</b>		<b>47</b>		Extrinsic Factors	25	0.70%
							<b>Total</b>	<b>52</b>	<b>1.45%</b>



YEAR	2	4	6	8	10	12	14	AT 183 MONTHS
SURVIVAL PROBABILITY	99.04%	97.92%	95.97%	94.18%	91.90%	90.27%	89.28%	88.63%
± 1 STANDARD ERROR	0.17%	0.28%	0.42%	0.52%	0.65%	0.73%	0.79%	0.85%
SAMPLE SIZE	2,760	2,180	1,750	1,480	1,270	1,060	730	210

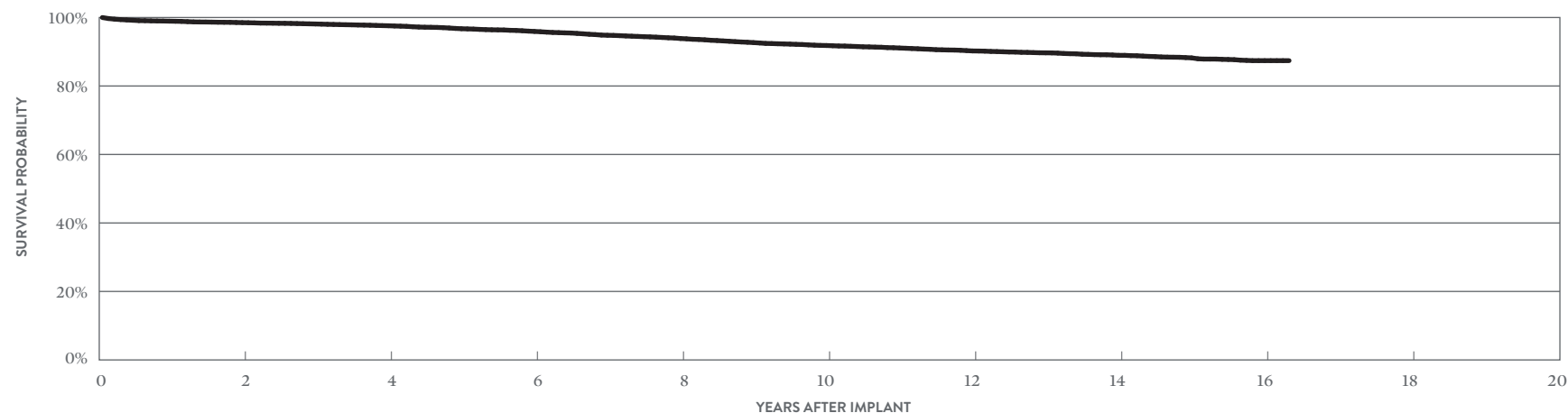
\*Optim™ lead insulation is a copolymer of silicone and polyurethane.

## Defibrillation Leads

### Riata™ ST Optim™

#### MODELS 7020 & 7021

		ACUTE OBSERVATIONS (POST IMPLANT, ≤30 DAYS)		CHRONIC COMPLICATIONS (>30 DAYS)		MALFUNCTIONS		QTY	RATE
		QTY	RATE	QTY	RATE			QTY	RATE
US Regulatory Approval	July 2006	Cardiac Perforation	33	0.21%	17	0.11%	Conductor Fracture	14	0.09%
Registered US Implants	15,623	Conductor Fracture	0	0.00%	72	0.46%	Clavicular Crush	1	<0.01%
Estimated Active US Implants	3,607	Lead Dislodgement	27	0.17%	67	0.43%	In the Pocket	8	0.05%
Insulation	Optim™*	Failure to Capture	17	0.11%	190	1.22%	Intravascular	5	0.03%
Type and/or Fixation	Dual Coil, Active	Oversensing	19	0.12%	314	2.01%	Insulation Breach	73	0.47%
Polarity	Bipolar	Failure to Sense	8	0.05%	23	0.15%	Lead-to-Can Contact	35	0.22%
Steroid	Yes	Insulation Breach	0	0.00%	30	0.19%	Lead-to-Lead Contact	7	0.04%
Number of US Advisories	None	Abnormal Pacing Impedance	2	0.01%	63	0.40%	Clavicular Crush	7	0.04%
		Abnormal Defibrillation Impedance	4	0.03%	124	0.79%	Externalized Conductors	0	0.00%
		Extracardiac Stimulation	3	0.02%	2	0.01%	Other	24	0.15%
		Other	0	0.00%	30	0.19%	Crimps, Welds & Bonds	0	0.00%
		<b>Total</b>	<b>113</b>	<b>0.72%</b>	<b>932</b>	<b>5.97%</b>	Other	0	0.00%
		<b>Total Returned for Analysis</b>	<b>53</b>		<b>243</b>		Extrinsic Factors	202	1.29%
							<b>Total</b>	<b>289</b>	<b>1.85%</b>



YEAR	2	4	6	8	10	12	14	16	AT 196 MONTHS
SURVIVAL PROBABILITY	98.50%	97.59%	95.93%	93.86%	91.82%	90.23%	88.95%	87.40%	87.40%
± 1 STANDARD ERROR	0.10%	0.14%	0.19%	0.25%	0.31%	0.34%	0.38%	0.44%	0.44%
SAMPLE SIZE	12,320	9,680	7,840	6,470	5,470	4,730	4,030	1,910	270

\*Optim™ lead insulation is a copolymer of silicone and polyurethane.

## Defibrillation Leads

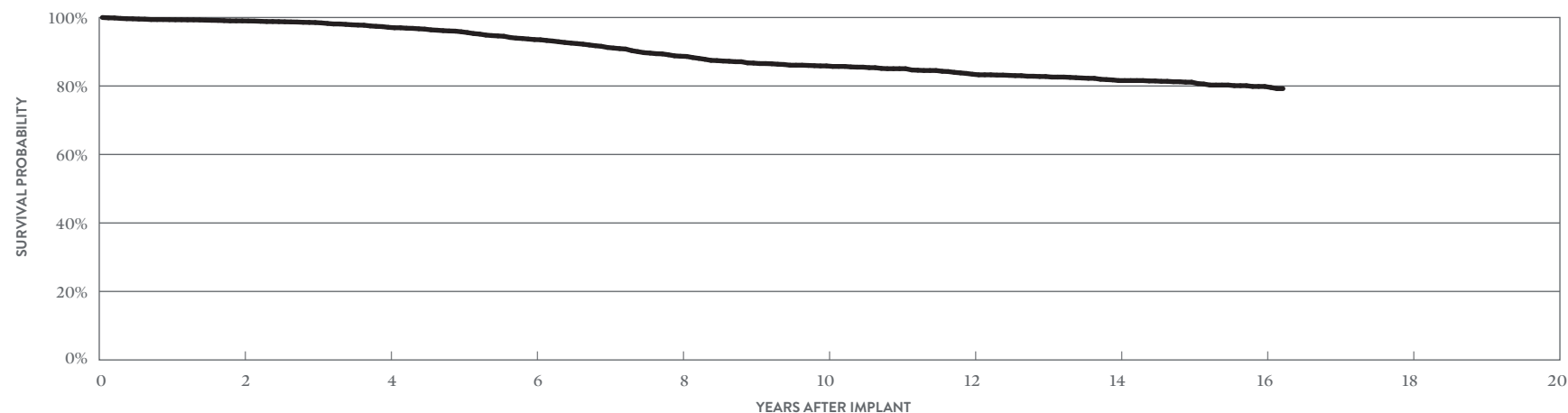
### Riata™ ST

#### MODELS 7040 & 7041

US Regulatory Approval	March 2006
Registered US Implants	4,057
Estimated Active US Implants	831
Insulation	Silicone
Type and/or Fixation	Dual Coil, Passive
Polarity	Bipolar
Steroid	Yes
Number of US Advisories (see pg. 240)	One

	ACUTE OBSERVATIONS (POST IMPLANT, ≤30 DAYS)		CHRONIC COMPLICATIONS (>30 DAYS)	
	QTY	RATE	QTY	RATE
Cardiac Perforation	4	0.10%	4	0.10%
Conductor Fracture	0	0.00%	39	0.96%
Lead Dislodgement	5	0.12%	5	0.12%
Failure to Capture	1	0.02%	58	1.43%
Oversensing	4	0.10%	125	3.08%
Failure to Sense	0	0.00%	16	0.39%
Insulation Breach	0	0.00%	65	1.60%
Abnormal Pacing Impedance	2	0.05%	22	0.54%
Abnormal Defibrillation Impedance	0	0.00%	36	0.89%
Extracardiac Stimulation	0	0.00%	1	0.02%
Other	1	0.02%	12	0.30%
<b>Total</b>	<b>17</b>	<b>0.42%</b>	<b>383</b>	<b>9.44%</b>
<b>Total Returned for Analysis</b>	<b>3</b>		<b>86</b>	

MALFUNCTIONS	QTY	RATE
Conductor Fracture	4	0.10%
Clavicular Crush	0	0.00%
In the Pocket	1	0.02%
Intravascular	3	0.07%
Insulation Breach	71	1.75%
Lead-to-Can Contact	34	0.84%
Lead-to-Lead Contact	22	0.54%
Clavicular Crush	0	0.00%
Externalized Conductors	2	0.05%
Other	13	0.32%
Crimps, Welds & Bonds	0	0.00%
Other	1	0.02%
Extrinsic Factors	32	0.79%
<b>Total</b>	<b>108</b>	<b>2.66%</b>



YEAR	2	4	6	8	10	12	14	16	AT 195 MONTHS
SURVIVAL PROBABILITY	99.02%	97.13%	93.55%	88.69%	85.86%	83.43%	81.58%	79.86%	79.23%
± 1 STANDARD ERROR	0.17%	0.30%	0.50%	0.70%	0.80%	0.88%	0.95%	1.06%	1.15%
SAMPLE SIZE	3,170	2,460	1,910	1,520	1,240	1,090	900	450	220



## Defibrillation Leads

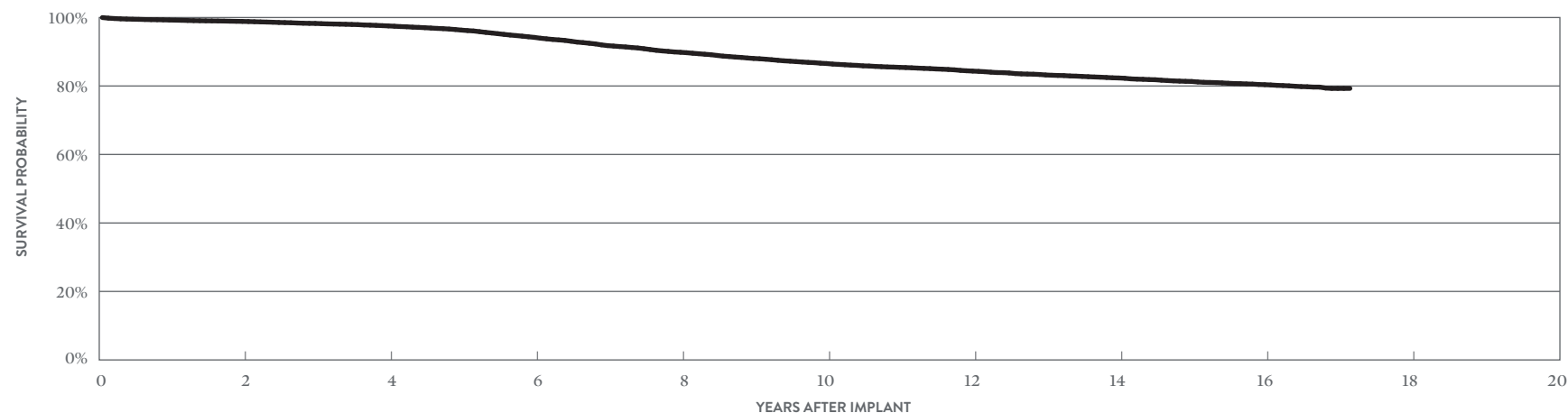
### Riata™ ST

#### MODELS 7000 & 7001

US Regulatory Approval	June 2005
Registered US Implants	35,058
Estimated Active US Implants	6,993
Insulation	Silicone
Type and/or Fixation	Dual Coil, Active
Polarity	Bipolar
Steroid	Yes
Number of US Advisories (see pg. 240)	One

	ACUTE OBSERVATIONS (POST IMPLANT, ≤30 DAYS)		CHRONIC COMPLICATIONS (>30 DAYS)	
	QTY	RATE	QTY	RATE
Cardiac Perforation	42	0.12%	35	0.10%
Conductor Fracture	0	0.00%	192	0.55%
Lead Dislodgement	38	0.11%	61	0.17%
Failure to Capture	43	0.12%	410	1.17%
Oversensing	40	0.11%	1053	3.00%
Failure to Sense	7	0.02%	66	0.19%
Insulation Breach	2	<0.01%	803	2.29%
Abnormal Pacing Impedance	8	0.02%	145	0.41%
Abnormal Defibrillation Impedance	4	0.01%	289	0.82%
Extracardiac Stimulation	3	<0.01%	6	0.02%
Other	11	0.03%	105	0.30%
<b>Total</b>	<b>198</b>	<b>0.56%</b>	<b>3165</b>	<b>9.03%</b>
<b>Total Returned for Analysis</b>	<b>97</b>		<b>841</b>	

MALFUNCTIONS	QTY	RATE
Conductor Fracture	25	0.07%
Clavicular Crush	4	0.01%
In the Pocket	7	0.02%
Intravascular	14	0.04%
Insulation Breach	690	1.97%
Lead-to-Can Contact	363	1.04%
Lead-to-Lead Contact	181	0.52%
Clavicular Crush	12	0.03%
Externalized Conductors	45	0.13%
Other	89	0.25%
Crimps, Welds & Bonds	2	<0.01%
Other	1	<0.01%
Extrinsic Factors	341	0.97%
<b>Total</b>	<b>1059</b>	<b>3.02%</b>



YEAR	2	4	6	8	10	12	14	16	AT 206 MONTHS
SURVIVAL PROBABILITY	98.86%	97.54%	94.19%	89.84%	86.56%	84.35%	82.34%	80.38%	79.29%
± 1 STANDARD ERROR	0.06%	0.09%	0.16%	0.22%	0.27%	0.29%	0.32%	0.35%	0.41%
SAMPLE SIZE	28,140	21,900	16,960	13,240	10,840	9,400	8,150	5,380	230

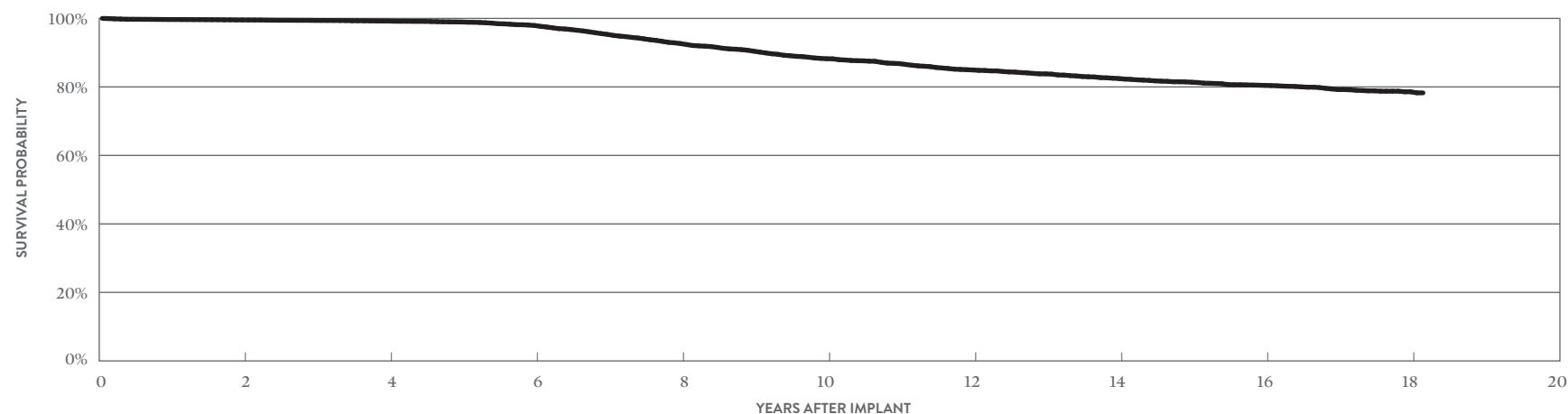
## Defibrillation Leads

### Riata™ i

#### MODELS 1590 & 1591

US Regulatory Approval	April 2004
Registered US Implants	9,700
Estimated Active US Implants	1,627
Insulation	Silicone
Type and/or Fixation	Dual Coil, Active
Polarity	Integrated Bipolar
Steroid	Yes
Number of US Advisories (see pg. 240)	One

MALFUNCTIONS	QTY	RATE
Conductor Fracture	8	0.08%
Clavicular Crush	1	0.01%
In the Pocket	1	0.01%
Intravascular	6	0.06%
Insulation Breach	217	2.24%
Lead-to-Can Contact	92	0.95%
Lead-to-Lead Contact	59	0.61%
Clavicular Crush	2	0.02%
Externalized Conductors	21	0.22%
Other	43	0.44%
Crimps, Welds & Bonds	0	0.00%
Other	1	0.01%
Extrinsic Factors	59	0.61%
<b>Total</b>	<b>285</b>	<b>2.94%</b>



YEAR	2	4	6	8	10	12	14	16	18	AT 218 MONTHS
SURVIVAL PROBABILITY	99.55%	99.23%	97.93%	92.65%	88.23%	84.95%	82.45%	80.44%	78.57%	78.27%
± 1 STANDARD ERROR	0.07%	0.10%	0.18%	0.39%	0.52%	0.60%	0.66%	0.71%	0.79%	0.84%
SAMPLE SIZE	7,880	6,130	4,660	3,570	2,810	2,310	2,020	1,710	790	230

SUMMARY INFORMATION  
Defibrillation Leads

## Defibrillation Leads

### Survival Probability Summary

MODELS	FAMILY	1 YEAR	2 YEAR	3 YEAR	4 YEAR	5 YEAR	6 YEAR	7 YEAR	8 YEAR	9 YEAR	10 YEAR
LDA230Q	Optisure™ DF4	99.03%	98.79%	98.40%	98.25%	98.25%	97.84%	97.14%			
LDA220Q	Optisure™ DF4	99.02%	98.67%	98.39%	98.00%	97.79%	97.44%	97.15%	97.01%		
LDA220	Optisure™	98.46%	98.24%	97.77%	96.71%	96.41%	96.41%	96.41%			
LDA210Q	Optisure™ DF4	98.97%	98.71%	98.49%	98.20%	97.90%	97.53%	97.15%	96.74%	96.54%	
LDA210	Optisure™	98.74%	98.37%	97.82%	97.61%	96.77%	96.19%	95.94%			
7170Q/7171Q	Durata™ DF4	99.12%	98.73%	98.24%	97.37%	97.01%	96.33%	95.65%	95.04%	94.39%	93.90%
7120Q/7121Q	Durata™ DF4	99.17%	98.89%	98.60%	98.24%	97.83%	97.35%	96.83%	96.36%	95.85%	95.33%
7122Q	Durata™ DF4	99.10%	98.82%	98.53%	98.20%	97.80%	97.38%	96.97%	96.51%	96.02%	95.51%
7120/7121	Durata™	99.34%	99.02%	98.68%	98.29%	97.74%	97.16%	96.41%	95.77%	95.15%	94.58%
7122	Durata™	99.08%	98.63%	98.31%	97.83%	97.12%	96.53%	95.95%	95.36%	94.94%	94.39%
7070/7071	Riata™ ST Optim™	99.44%	99.04%	98.64%	97.92%	96.90%	95.97%	95.08%	94.18%	93.36%	91.90%
7020/7021	Riata™ ST Optim™	98.93%	98.50%	98.11%	97.59%	96.72%	95.93%	94.81%	93.86%	92.67%	91.82%
7040/7041	Riata™ ST	99.37%	99.02%	98.53%	97.13%	95.83%	93.55%	91.25%	88.69%	86.69%	85.86%
7000/7001	Riata™ ST	99.26%	98.86%	98.27%	97.54%	96.32%	94.19%	91.79%	89.84%	88.04%	86.56%
1590/1591	Riata™ i	99.68%	99.55%	99.41%	99.23%	98.95%	97.93%	95.34%	92.65%	90.44%	88.23%

# Defibrillation Leads

## Acute Observation Summary

### POST IMPLANT ≤30 DAYS

MODELS	US REGULATORY APPROVAL	REGISTERED US IMPLANTS	ESTIMATED ACTIVE US IMPLANTS	CARDIAC PERFORATION		CONDUCTOR FRACTURE		LEAD DISLODGE MENT		FAILURE TO CAPTURE		OVERSENSING		FAILURE TO SENSE		INSULATION BREACH		ABNORMAL PACING IMPEDANCE		ABNORMAL DEFIBRILLATION IMPEDANCE		EXTRACARDIAC STIMULATION		OTHER		TOTAL		TOTAL RETURNED FOR ANALYSIS
				QTY	RATE	QTY	RATE	QTY	RATE	QTY	RATE	QTY	RATE	QTY	RATE	QTY	RATE	QTY	RATE	QTY	RATE	QTY	RATE	QTY	RATE	QTY	RATE	
LDA230Q	Feb-14	1,062	559	1	0.09%	0	0.00%	1	0.09%	0	0.00%	0	0.00%	0	0.00%	0	0.00%	1	0.09%	0	0.00%	1	0.09%	0	0.00%	4	0.38%	1
LDA220Q	Feb-14	13,436	7,858	15	0.11%	0	0.00%	54	0.40%	25	0.19%	5	0.04%	2	0.01%	0	0.00%	0	0.00%	5	0.04%	1	<0.01%	6	0.04%	113	0.84%	44
LDA220	Feb-14	634	332	1	0.16%	0	0.00%	0	0.00%	0	0.00%	0	0.00%	0	0.00%	0	0.00%	0	0.00%	0	0.00%	0	0.00%	0	0.00%	1	0.16%	0
LDA210Q	Feb-14	67,535	42,382	131	0.19%	2	<0.01%	222	0.33%	125	0.19%	43	0.06%	17	0.03%	5	<0.01%	9	0.01%	11	0.02%	6	<0.01%	20	0.03%	591	0.88%	212
LDA210	Feb-14	1,831	1,088	3	0.16%	0	0.00%	7	0.38%	3	0.16%	3	0.16%	0	0.00%	0	0.00%	0	0.00%	0	0.00%	0	0.00%	1	0.05%	17	0.93%	6
7170Q/7171Q	Jul-09	7,272	2,997	6	0.08%	1	0.01%	22	0.30%	14	0.19%	3	0.04%	0	0.00%	0	0.00%	1	0.01%	0	0.00%	1	0.01%	1	0.01%	49	0.67%	22
7120Q/7121Q	Jan-09	146,758	59,846	109	0.07%	2	<0.01%	305	0.21%	146	0.10%	55	0.04%	17	0.01%	0	0.00%	7	<0.01%	11	<0.01%	7	<0.01%	45	0.03%	704	0.48%	341
7122Q	Jan-09	167,646	86,974	223	0.13%	4	<0.01%	425	0.25%	242	0.14%	77	0.05%	17	0.01%	2	<0.01%	18	0.01%	14	<0.01%	5	<0.01%	56	0.03%	1083	0.65%	439
7120/7121	Sep-07	63,472	18,718	41	0.06%	2	<0.01%	70	0.11%	26	0.04%	51	0.08%	5	<0.01%	0	0.00%	2	<0.01%	21	0.03%	0	0.00%	21	0.03%	239	0.38%	93
7122	Sep-07	16,739	5,863	12	0.07%	1	<0.01%	24	0.14%	19	0.11%	13	0.08%	0	0.00%	2	0.01%	3	0.02%	3	0.02%	2	0.01%	4	0.02%	83	0.50%	37
7070/7071	Jul-06	3,583	917	3	0.08%	1	0.03%	3	0.08%	6	0.17%	4	0.11%	4	0.11%	0	0.00%	0	0.00%	0	0.00%	0	0.00%	0	0.00%	21	0.59%	6
7020/7021	Jul-06	15,623	3,607	33	0.21%	0	0.00%	27	0.17%	17	0.11%	19	0.12%	8	0.05%	0	0.00%	2	0.01%	4	0.03%	3	0.02%	0	0.00%	113	0.72%	53
7040/7041	Mar-06	4,057	831	4	0.10%	0	0.00%	5	0.12%	1	0.02%	4	0.10%	0	0.00%	0	0.00%	2	0.05%	0	0.00%	0	0.00%	1	0.02%	17	0.42%	3
7000/7001	Jun-05	35,058	6,993	42	0.12%	0	0.00%	38	0.11%	43	0.12%	40	0.11%	7	0.02%	2	<0.01%	8	0.02%	4	0.01%	3	<0.01%	11	0.03%	198	0.56%	97

Definitions of observations and complications can be found on [page 7](#).

## Defibrillation Leads

### Chronic Complication Summary

>30 DAYS

MODELS	US REGULATORY APPROVAL	REGISTERED US IMPLANTS	ESTIMATED ACTIVE US IMPLANTS	CARDIAC PERFORATION		CONDUCTOR FRACTURE		LEAD DISLODGE MENT		FAILURE TO CAPTURE		OVERSENSING		FAILURE TO SENSE		INSULATION BREACH		ABNORMAL PACING IMPEDANCE		ABNORMAL DEFIBRILLATION IMPEDANCE		EXTRACARDIAC STIMULATION		OTHER		TOTAL		TOTAL RETURNED FOR ANALYSIS
				QTY	RATE	QTY	RATE	QTY	RATE	QTY	RATE	QTY	RATE	QTY	RATE	QTY	RATE	QTY	RATE	QTY	RATE	QTY	RATE	QTY	RATE	QTY	RATE	
LDA230Q	Feb-14	1,062	559	0	0.00%	0	0.00%	3	0.28%	7	0.66%	7	0.66%	1	0.09%	0	0.00%	1	0.09%	0	0.00%	0	0.00%	0	0.00%	19	1.79%	8
LDA220Q	Feb-14	13,436	7,858	5	0.04%	7	0.05%	84	0.63%	93	0.69%	77	0.57%	9	0.07%	2	0.01%	16	0.12%	21	0.16%	0	0.00%	7	0.05%	321	2.39%	89
LDA220	Feb-14	634	332	0	0.00%	0	0.00%	5	0.79%	3	0.47%	6	0.95%	0	0.00%	0	0.00%	3	0.47%	1	0.16%	0	0.00%	0	0.00%	18	2.84%	4
LDA210Q	Feb-14	67,535	42,382	36	0.05%	32	0.05%	399	0.59%	305	0.45%	255	0.38%	30	0.04%	2	<0.01%	64	0.09%	54	0.08%	6	<0.01%	42	0.06%	1225	1.81%	419
LDA210	Feb-14	1,831	1,088	0	0.00%	4	0.22%	8	0.44%	13	0.71%	19	1.04%	0	0.00%	0	0.00%	6	0.33%	2	0.11%	1	0.05%	2	0.11%	55	3.00%	14
7170Q/7171Q	Jul-09	7,272	2,997	8	0.11%	34	0.47%	35	0.48%	90	1.24%	80	1.10%	1	0.01%	6	0.08%	31	0.43%	24	0.33%	0	0.00%	4	0.06%	313	4.30%	76
7120Q/7121Q	Jan-09	146,758	59,846	50	0.03%	291	0.20%	745	0.51%	1210	0.82%	1280	0.87%	115	0.08%	81	0.06%	275	0.19%	592	0.40%	10	<0.01%	113	0.08%	4762	3.24%	1308
7122Q	Jan-09	167,646	86,974	73	0.04%	141	0.08%	895	0.53%	978	0.58%	896	0.53%	83	0.05%	51	0.03%	206	0.12%	195	0.12%	15	<0.01%	125	0.07%	3658	2.18%	1206
7120/7121	Sep-07	63,472	18,718	19	0.03%	190	0.30%	192	0.30%	459	0.72%	972	1.53%	73	0.12%	78	0.12%	247	0.39%	393	0.62%	3	<0.01%	63	0.10%	2689	4.24%	651
7122	Sep-07	16,739	5,863	4	0.02%	52	0.31%	80	0.48%	127	0.76%	223	1.33%	13	0.08%	26	0.16%	58	0.35%	52	0.31%	2	0.01%	15	0.09%	652	3.90%	213
7070/7071	Jul-06	3,583	917	2	0.06%	28	0.78%	13	0.36%	44	1.23%	74	2.07%	3	0.08%	9	0.25%	17	0.47%	22	0.61%	1	0.03%	3	0.08%	216	6.03%	47
7020/7021	Jul-06	15,623	3,607	17	0.11%	72	0.46%	67	0.43%	190	1.22%	314	2.01%	23	0.15%	30	0.19%	63	0.40%	124	0.79%	2	0.01%	30	0.19%	932	5.97%	243
7040/7041	Mar-06	4,057	831	4	0.10%	39	0.96%	5	0.12%	58	1.43%	125	3.08%	16	0.39%	65	1.60%	22	0.54%	36	0.89%	1	0.02%	12	0.30%	383	9.44%	86
7000/7001	Jun-05	35,058	6,993	35	0.10%	192	0.55%	61	0.17%	410	1.17%	1053	3.00%	66	0.19%	803	2.29%	145	0.41%	289	0.82%	6	0.02%	105	0.30%	3165	9.03%	841

Definitions of observations and complications can be found on [page 7](#).

## Defibrillation Leads

### U.S. Malfunction Summary

MODELS	REGISTERED US IMPLANTS	PERCENT RETURNED FOR ANALYSIS	CONDUCTOR FRACTURE		INSULATION BREACH		CRIMPS, WELDS & BONDS		OTHER		EXTRINSIC FACTORS		TOTAL	
			QTY	RATE	QTY	RATE	QTY	RATE	QTY	RATE	QTY	RATE	QTY	RATE
LDA230Q	1,062	4.40%	1	0.09%	3	0.28%	0	0.00%	0	0.00%	8	0.75%	12	1.13%
LDA220Q	13,436	4.80%	1	0.01%	7	0.05%	0	0.00%	0	0.00%	83	0.62%	91	0.68%
LDA220	634	5.00%	0	0.00%	0	0.00%	0	0.00%	0	0.00%	6	0.95%	6	0.95%
LDA210Q	67,535	4.10%	7	0.01%	22	0.03%	0	0.00%	5	0.01%	403	0.60%	437	0.65%
LDA210	1,831	5.60%	0	0.00%	1	0.05%	0	0.00%	0	0.00%	15	0.82%	16	0.87%
7170Q/7171Q	7,272	6.10%	6	0.08%	17	0.23%	0	0.00%	0	0.00%	58	0.80%	81	1.11%
7120Q/7121Q	146,758	5.90%	40	0.03%	404	0.28%	2	<0.01%	39	0.03%	1033	0.70%	1518	1.03%
7122Q	167,646	5.50%	25	0.01%	269	0.16%	1	<0.01%	21	0.01%	1035	0.62%	1351	0.81%
7120/7121	63,472	7.10%	35	0.06%	242	0.38%	1	<0.01%	10	0.02%	490	0.77%	778	1.23%
7122	16,739	10.90%	18	0.11%	86	0.51%	0	0.00%	4	0.02%	163	0.97%	271	1.62%
7070/7071	3,583	9.10%	3	0.08%	24	0.67%	0	0.00%	0	0.00%	25	0.70%	52	1.45%
7020/7021	15,623	8.40%	14	0.09%	73	0.47%	0	0.00%	0	0.00%	202	1.29%	289	1.85%
7040/7041	4,057	9.60%	4	0.10%	71	1.75%	0	0.00%	1	0.02%	32	0.79%	108	2.66%
7000/7001	35,058	8.60%	25	0.07%	690	1.97%	2	0.01%	1	<0.01%	341	0.97%	1059	3.02%
1590/1591	9,700	8.60%	8	0.08%	217	2.24%	0	0.00%	1	0.01%	59	0.61%	285	2.94%

Definitions of malfunction categories can be found on [pages 8-9](#).

## Defibrillation Leads

### Worldwide Malfunction Summary

MODELS	WORLDWIDE SALES	PERCENT RETURNED FOR ANALYSIS	CONDUCTOR FRACTURE		INSULATION BREACH		CRIMPS, WELDS & BONDS		OTHER		EXTRINSIC FACTORS		TOTAL	
			QTY	RATE	QTY	RATE	QTY	RATE	QTY	RATE	QTY	RATE	QTY	RATE
LDA230Q	1,099	4.28%	1	0.09%	3	0.27%	0	0.00%	0	0.00%	8	0.73%	12	1.09%
LDA220Q	18,837	3.50%	1	0.01%	7	0.04%	0	0.00%	1	0.01%	109	0.58%	118	0.63%
LDA210Q	121,209	2.35%	15	0.01%	44	0.04%	0	0.00%	11	0.01%	619	0.51%	689	0.57%
LDA210	1,996	5.11%	0	0.00%	1	0.05%	0	0.00%	0	0.00%	15	0.75%	16	0.80%
7170Q/7171Q	19,619	3.00%	12	0.06%	27	0.14%	2	0.01%	0	0.00%	89	0.45%	130	0.66%
7120Q/7121Q	249,384	3.93%	71	0.03%	515	0.21%	3	<0.01%	96	0.04%	1495	0.60%	2180	0.87%
7122Q	498,797	2.15%	70	0.01%	491	0.10%	3	<0.01%	149	0.03%	2255	0.45%	2968	0.60%
7120/7121	148,680	3.64%	119	0.08%	339	0.23%	1	<0.01%	25	0.02%	873	0.59%	1357	0.91%
7122	90,013	2.89%	121	0.13%	205	0.23%	1	<0.01%	24	0.03%	605	0.67%	956	1.06%

Definitions of malfunction categories can be found on [pages 8-9](#).



# Dual-Chamber Pacemakers

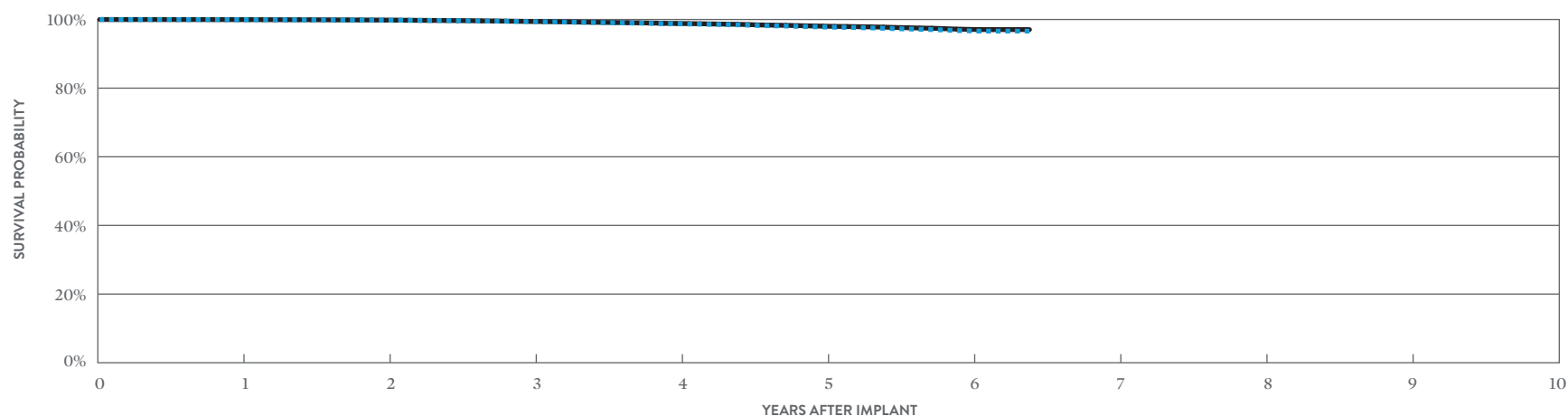
# Dual-Chamber Pacemakers

## Assurity MRI™

### MODEL PM2272

US Regulatory Approval	January 2017
Registered US Implants	383,089
Estimated Active US Implants	276,881
Estimated Longevity	94 Years
Normal Battery Depletion	118
Number of US Advisories (see pgs. 231, 232, 234)	Three

	MALFUNCTIONS W/ COMPROMISED THERAPY		MALFUNCTIONS W/O COMPROMISED THERAPY	
	QTY	RATE	QTY	RATE
Electrical Component	2	<0.01%	18	<0.01%
Electrical Interconnect	0	0.00%	0	0.00%
Battery	0	0.00%	0	0.00%
Software/Firmware	2	<0.01%	55	0.01%
Mechanical	47	0.01%	884	0.23%
Possible Early Battery Depletion	0	0.00%	1	<0.01%
Other	1	<0.01%	7	<0.01%
<b>Total</b>	<b>52</b>	<b>0.01%</b>	<b>965</b>	<b>0.25%</b>



#### INCLUDING NORMAL BATTERY DEPLETION

YEAR	1	2	3	4	5	6	AT 77 MONTHS
SURVIVAL PROBABILITY	99.96%	99.81%	99.39%	98.75%	97.82%	96.71%	96.61%
± 1 STANDARD ERROR	0.00%	0.01%	0.02%	0.03%	0.05%	0.08%	0.09%
SAMPLE SIZE	332,710	245,020	175,800	117,240	67,610	26,890	750

#### EXCLUDING NORMAL BATTERY DEPLETION

YEAR	1	2	3	4	5	6	AT 77 MONTHS
SURVIVAL PROBABILITY	99.96%	99.83%	99.44%	98.84%	98.06%	97.12%	97.06%
± 1 STANDARD ERROR	0.00%	0.01%	0.02%	0.03%	0.04%	0.08%	0.09%

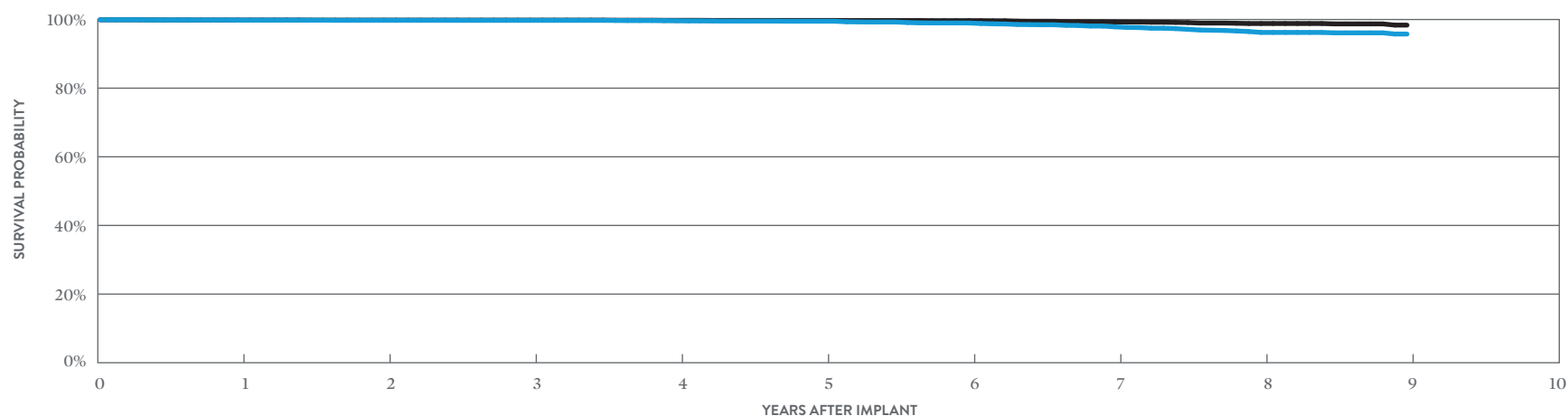
## Dual-Chamber Pacemakers

### Endurity™ DR

#### MODEL PM2160

US Regulatory Approval	March 2014
Registered US Implants	9,397
Estimated Active US Implants	4,523
Estimated Longevity	9.7 Years
Normal Battery Depletion	48
Number of US Advisories (see pg. 231, 232)	Two

	MALFUNCTIONS W/ COMPROMISED THERAPY		MALFUNCTIONS W/O COMPROMISED THERAPY	
	QTY	RATE	QTY	RATE
Electrical Component	0	0.00%	0	0.00%
Electrical Interconnect	0	0.00%	0	0.00%
Battery	0	0.00%	0	0.00%
Software/Firmware	0	0.00%	0	0.00%
Mechanical	0	0.00%	28	0.30%
Possible Early Battery Depletion	0	0.00%	0	0.00%
Other	0	0.00%	2	0.02%
<b>Total</b>	<b>0</b>	<b>0.00%</b>	<b>30</b>	<b>0.32%</b>



#### INCLUDING NORMAL BATTERY DEPLETION

YEAR	1	2	3	4	5	6	7	8	9
SURVIVAL PROBABILITY	99.82%	99.77%	99.75%	99.63%	99.50%	98.99%	97.87%	96.23%	95.77%
± 1 STANDARD ERROR	0.04%	0.05%	0.05%	0.07%	0.08%	0.13%	0.18%	0.27%	0.38%
SAMPLE SIZE	8,900	8,040	7,360	6,770	6,180	5,560	4,850	3,570	420

#### EXCLUDING NORMAL BATTERY DEPLETION

YEAR	1	2	3	4	5	6	7	8	9
SURVIVAL PROBABILITY	99.85%	99.82%	99.82%	99.76%	99.73%	99.66%	99.29%	98.83%	98.37%
± 1 STANDARD ERROR	0.04%	0.04%	0.04%	0.05%	0.06%	0.07%	0.11%	0.16%	0.30%

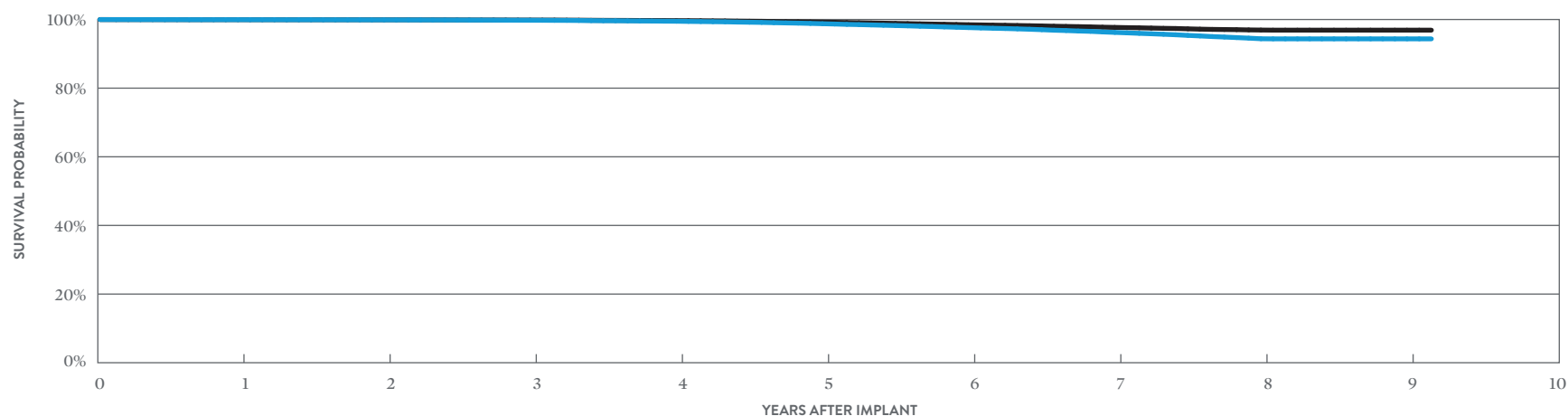
## Dual-Chamber Pacemakers

### Assurity™ DR RF

#### MODEL PM2240

US Regulatory Approval	March 2014
Registered US Implants	185,621
Estimated Active US Implants	95,638
Estimated Longevity	9.4 Years
Normal Battery Depletion	798
Number of US Advisories (see pgs. 231, 232, 234)	Three

	MALFUNCTIONS W/ COMPROMISED THERAPY		MALFUNCTIONS W/O COMPROMISED THERAPY	
	QTY	RATE	QTY	RATE
Electrical Component	5	<0.01%	24	0.01%
Electrical Interconnect	0	0.00%	0	0.00%
Battery	0	0.00%	0	0.00%
Software/Firmware	1	<0.01%	33	0.02%
Mechanical	93	0.05%	951	0.51%
Possible Early Battery Depletion	3	<0.01%	3	<0.01%
Other	0	0.00%	10	<0.01%
<b>Total</b>	<b>102</b>	<b>0.05%</b>	<b>1021</b>	<b>0.55%</b>



#### INCLUDING NORMAL BATTERY DEPLETION

YEAR	1	2	3	4	5	6	7	8	9	AT 110 MONTHS
<b>SURVIVAL PROBABILITY</b>	99.95%	99.90%	99.78%	99.49%	98.77%	97.64%	96.24%	94.39%	94.36%	94.36%
<b>± 1 STANDARD ERROR</b>	0.01%	0.01%	0.01%	0.02%	0.03%	0.04%	0.06%	0.08%	0.09%	0.09%
<b>SAMPLE SIZE</b>	176,120	159,640	146,050	133,240	120,260	104,590	79,380	44,910	13,790	440

#### EXCLUDING NORMAL BATTERY DEPLETION

YEAR	1	2	3	4	5	6	7	8	9	AT 110 MONTHS
<b>SURVIVAL PROBABILITY</b>	99.96%	99.92%	99.84%	99.67%	99.22%	98.47%	97.70%	96.93%	96.90%	96.90%
<b>± 1 STANDARD ERROR</b>	0.00%	0.01%	0.01%	0.01%	0.02%	0.04%	0.05%	0.06%	0.06%	0.06%

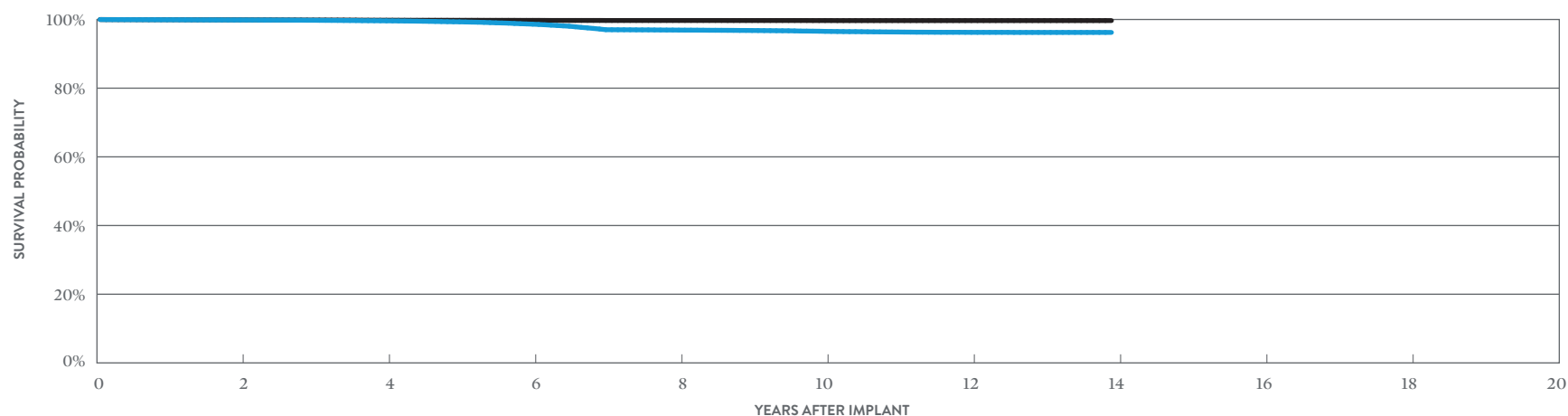
## Dual-Chamber Pacemakers

### Accent™ DR RF

#### MODEL PM2210

US Regulatory Approval	July 2009
Registered US Implants	244,862
Estimated Active US Implants	66,223
Estimated Longevity	8 Years
Normal Battery Depletion	1,709
Number of US Advisories (see pgs. 231, 234, 236)	Three

	MALFUNCTIONS W/ COMPROMISED THERAPY		MALFUNCTIONS W/O COMPROMISED THERAPY	
	QTY	RATE	QTY	RATE
Electrical Component	17	<0.01%	54	0.02%
Electrical Interconnect	8	<0.01%	34	0.01%
Battery	0	0.00%	0	0.00%
Software/Firmware	0	0.00%	5	<0.01%
Mechanical	1	<0.01%	22	<0.01%
Possible Early Battery Depletion	7	<0.01%	24	<0.01%
Other	5	<0.01%	47	0.02%
<b>Total</b>	<b>38</b>	<b>0.02%</b>	<b>186</b>	<b>0.08%</b>



#### INCLUDING NORMAL BATTERY DEPLETION

YEAR	2	4	6	8	10	12	AT 167 MONTHS
SURVIVAL PROBABILITY	99.86%	99.60%	98.63%	96.91%	96.54%	96.25%	96.23%
± 1 STANDARD ERROR	0.01%	0.01%	0.03%	0.05%	0.05%	0.06%	0.06%
SAMPLE SIZE	204,810	168,340	140,340	116,300	75,030	26,900	300

#### EXCLUDING NORMAL BATTERY DEPLETION

YEAR	2	4	6	8	10	12	AT 167 MONTHS
SURVIVAL PROBABILITY	99.90%	99.79%	99.74%	99.71%	99.69%	99.68%	99.68%
± 1 STANDARD ERROR	0.01%	0.01%	0.01%	0.01%	0.01%	0.01%	0.01%

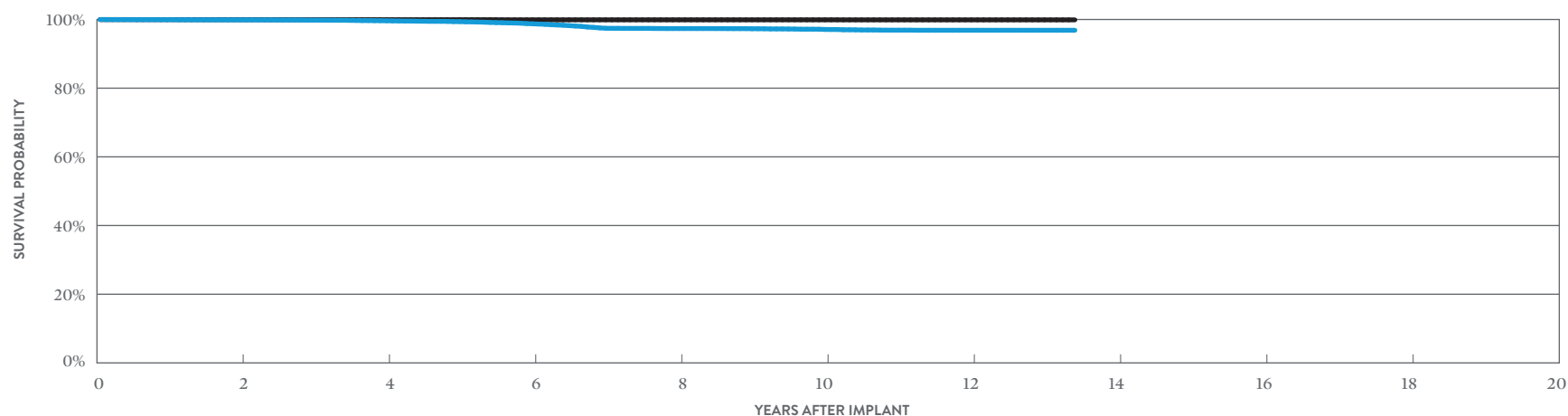
## Dual-Chamber Pacemakers

### Accent™ DR

#### MODEL PM2110

US Regulatory Approval	July 2009
Registered US Implants	49,131
Estimated Active US Implants	14,776
Estimated Longevity	9.2 Years
Normal Battery Depletion	318
Number of US Advisories (see pg. 236)	One

	MALFUNCTIONS W/ COMPROMISED THERAPY		MALFUNCTIONS W/O COMPROMISED THERAPY	
	QTY	RATE	QTY	RATE
Electrical Component	2	<0.01%	3	<0.01%
Electrical Interconnect	2	<0.01%	0	0.00%
Battery	0	0.00%	0	0.00%
Software/Firmware	0	0.00%	4	<0.01%
Mechanical	0	0.00%	5	0.01%
Possible Early Battery Depletion	0	0.00%	2	<0.01%
Other	0	0.00%	0	0.00%
<b>Total</b>	<b>4</b>	<b>&lt;0.01%</b>	<b>14</b>	<b>0.03%</b>



#### INCLUDING NORMAL BATTERY DEPLETION

YEAR	2	4	6	8	10	12	AT 161 MONTHS
SURVIVAL PROBABILITY	99.89%	99.62%	98.74%	97.36%	97.10%	96.86%	96.86%
± 1 STANDARD ERROR	0.02%	0.03%	0.06%	0.10%	0.10%	0.11%	0.11%
SAMPLE SIZE	41,110	33,620	28,250	23,700	16,250	5,630	230

#### EXCLUDING NORMAL BATTERY DEPLETION

YEAR	2	4	6	8	10	12	AT 161 MONTHS
SURVIVAL PROBABILITY	99.95%	99.93%	99.90%	99.90%	99.90%	99.89%	99.89%
± 1 STANDARD ERROR	0.01%	0.01%	0.02%	0.02%	0.02%	0.02%	0.02%

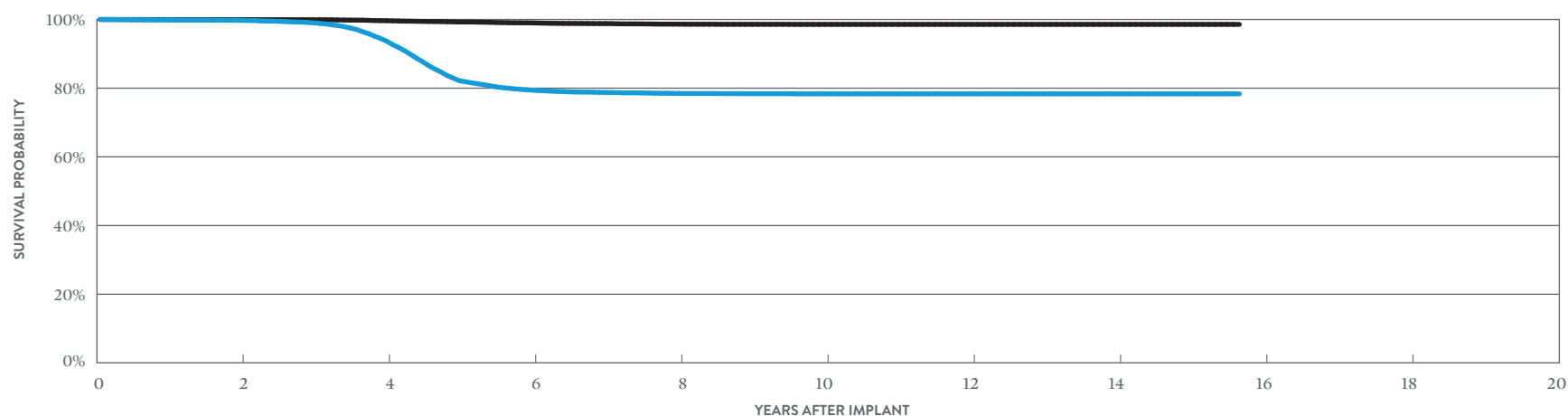
## Dual-Chamber Pacemakers

### Zephyr™ DR

#### MODEL 5820

US Regulatory Approval	March 2007
Registered US Implants	54,726
Estimated Active US Implants	10,527
Estimated Longevity	6.5 Years
Normal Battery Depletion	2,470
Number of US Advisories	None

	MALFUNCTIONS W/ COMPROMISED THERAPY		MALFUNCTIONS W/O COMPROMISED THERAPY	
	QTY	RATE	QTY	RATE
Electrical Component	2	<0.01%	36	0.07%
Electrical Interconnect	0	0.00%	0	0.00%
Battery	0	0.00%	0	0.00%
Software/Firmware	0	0.00%	9	0.02%
Mechanical	0	0.00%	2	<0.01%
Possible Early Battery Depletion	0	0.00%	1	<0.01%
Other	0	0.00%	93	0.17%
<b>Total</b>	<b>2</b>	<b>&lt;0.01%</b>	<b>141</b>	<b>0.26%</b>



#### INCLUDING NORMAL BATTERY DEPLETION

YEAR	2	4	6	8	10	12	14	AT 188 MONTHS
SURVIVAL PROBABILITY	99.75%	93.72%	79.40%	78.47%	78.35%	78.35%	78.35%	78.35%
± 1 STANDARD ERROR	0.02%	0.12%	0.23%	0.24%	0.24%	0.24%	0.24%	0.24%
SAMPLE SIZE	42,770	31,950	21,230	13,860	9,990	6,230	2,830	240

#### EXCLUDING NORMAL BATTERY DEPLETION

YEAR	2	4	6	8	10	12	14	AT 188 MONTHS
SURVIVAL PROBABILITY	99.96%	99.64%	99.00%	98.64%	98.57%	98.57%	98.57%	98.57%
± 1 STANDARD ERROR	0.01%	0.03%	0.06%	0.08%	0.08%	0.08%	0.08%	0.08%

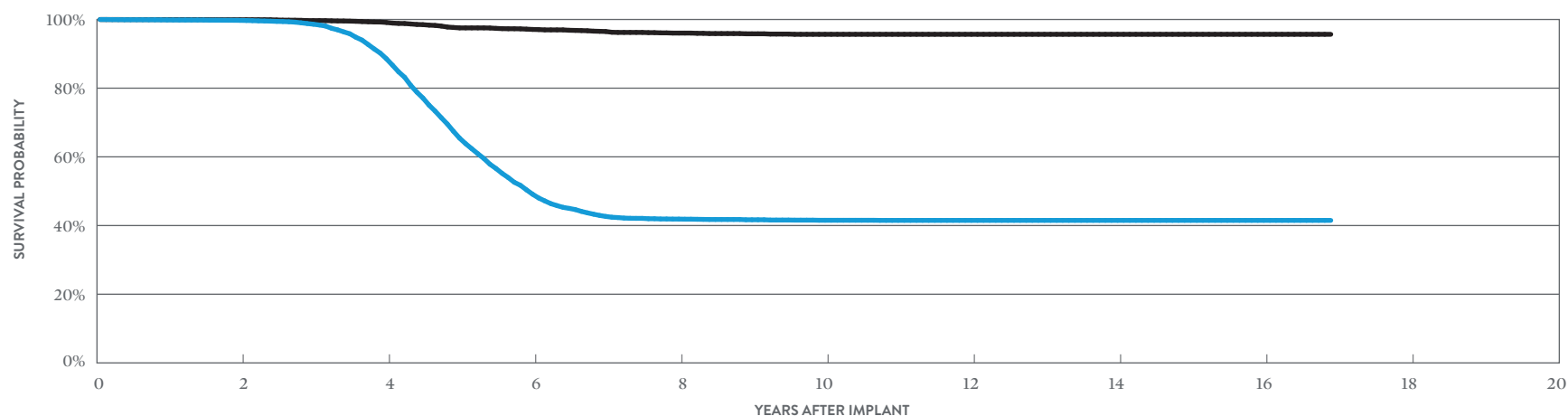
## Dual-Chamber Pacemakers

### Victory™ DR

#### MODEL 5810

US Regulatory Approval	December 2005
Registered US Implants	26,314
Estimated Active US Implants	2,024
Estimated Longevity	6.5 Years
Normal Battery Depletion	2,779
Number of US Advisories	None

	MALFUNCTIONS W/ COMPROMISED THERAPY		MALFUNCTIONS W/O COMPROMISED THERAPY	
	QTY	RATE	QTY	RATE
Electrical Component	1	<0.01%	89	0.34%
Electrical Interconnect	0	0.00%	0	0.00%
Battery	0	0.00%	0	0.00%
Software/Firmware	0	0.00%	8	0.03%
Mechanical	0	0.00%	2	<0.01%
Possible Early Battery Depletion	0	0.00%	17	0.06%
Other	0	0.00%	37	0.14%
<b>Total</b>	<b>1</b>	<b>&lt;0.01%</b>	<b>153</b>	<b>0.58%</b>



#### INCLUDING NORMAL BATTERY DEPLETION

YEAR	2	4	6	8	10	12	14	16	AT 203 MONTHS
SURVIVAL PROBABILITY	99.74%	88.57%	49.11%	41.88%	41.53%	41.50%	41.50%	41.50%	41.50%
± 1 STANDARD ERROR	0.03%	0.25%	0.45%	0.46%	0.46%	0.46%	0.46%	0.46%	0.46%
SAMPLE SIZE	20,320	13,840	6,830	3,280	2,510	2,310	1,990	1,140	250

#### EXCLUDING NORMAL BATTERY DEPLETION

YEAR	2	4	6	8	10	12	14	16	AT 203 MONTHS
SURVIVAL PROBABILITY	99.93%	99.13%	97.10%	96.04%	95.68%	95.68%	95.68%	95.68%	95.68%
± 1 STANDARD ERROR	0.02%	0.07%	0.16%	0.23%	0.26%	0.26%	0.26%	0.26%	0.26%



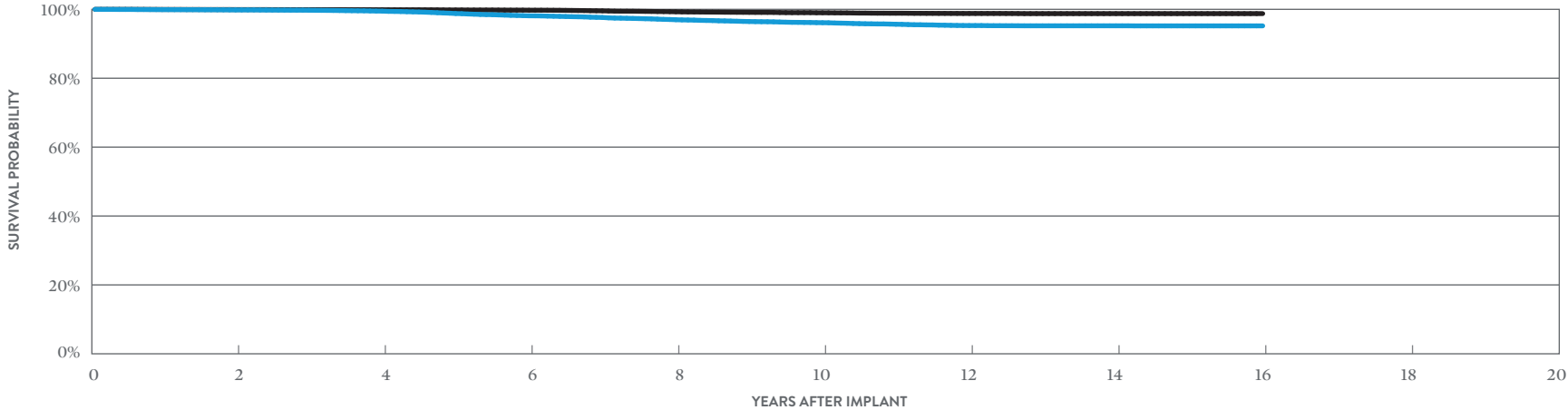
# Dual-Chamber Pacemakers

## Zephyr™ XL DR

### MODEL 5826

US Regulatory Approval	March 2007
Registered US Implants	113,805
Estimated Active US Implants	19,374
Estimated Longevity	11.7 Years
Normal Battery Depletion	691
Number of US Advisories	None

	MALFUNCTIONS W/ COMPROMISED THERAPY		MALFUNCTIONS W/O COMPROMISED THERAPY	
	QTY	RATE	QTY	RATE
Electrical Component	1	<0.01%	26	0.02%
Electrical Interconnect	4	<0.01%	0	0.00%
Battery	0	0.00%	0	0.00%
Software/Firmware	0	0.00%	16	0.01%
Mechanical	1	<0.01%	9	<0.01%
Possible Early Battery Depletion	0	0.00%	3	<0.01%
Other	2	<0.01%	159	0.14%
<b>Total</b>	<b>8</b>	<b>&lt;0.01%</b>	<b>213</b>	<b>0.19%</b>



#### INCLUDING NORMAL BATTERY DEPLETION

YEAR	2	4	6	8	10	12	14	16
SURVIVAL PROBABILITY	99.83%	99.48%	98.12%	96.98%	96.12%	95.29%	95.22%	95.20%
± 1 STANDARD ERROR	0.01%	0.02%	0.05%	0.07%	0.09%	0.11%	0.11%	0.11%
SAMPLE SIZE	92,580	72,460	56,990	40,690	28,310	20,630	13,210	230

#### EXCLUDING NORMAL BATTERY DEPLETION

YEAR	2	4	6	8	10	12	14	16
SURVIVAL PROBABILITY	99.93%	99.88%	99.75%	99.29%	99.01%	98.80%	98.76%	98.76%
± 1 STANDARD ERROR	0.01%	0.01%	0.02%	0.04%	0.05%	0.06%	0.06%	0.06%

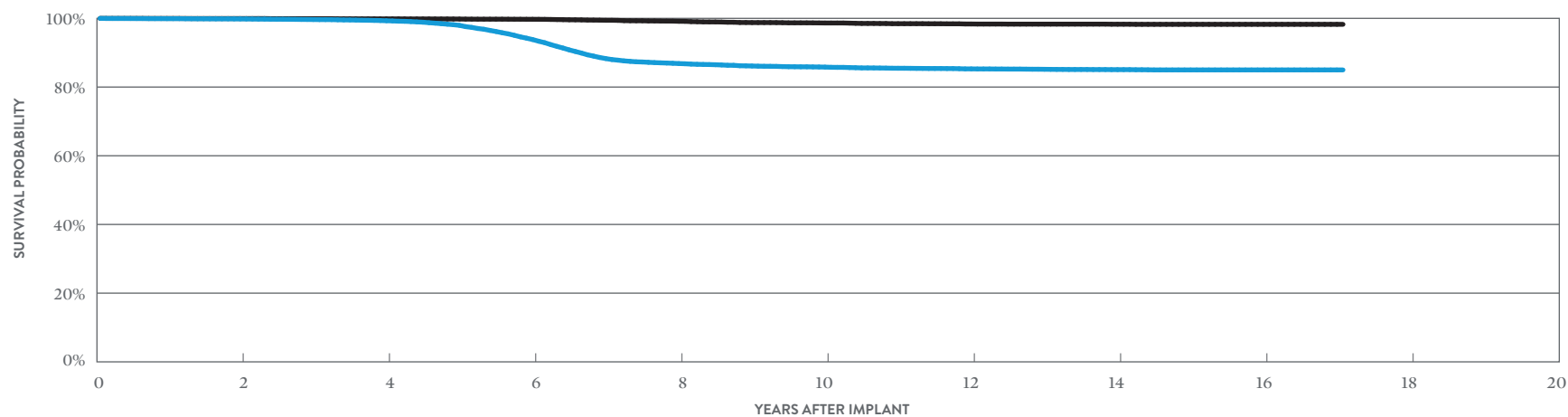
## Dual-Chamber Pacemakers

### Victory™ XL DR

#### MODEL 5816

US Regulatory Approval	December 2005
Registered US Implants	63,052
Estimated Active US Implants	7,265
Estimated Longevity	11.7 Years
Normal Battery Depletion	1,522
Number of US Advisories	None

	MALFUNCTIONS W/ COMPROMISED THERAPY		MALFUNCTIONS W/O COMPROMISED THERAPY	
	QTY	RATE	QTY	RATE
Electrical Component	2	<0.01%	31	0.05%
Electrical Interconnect	0	0.00%	0	0.00%
Battery	0	0.00%	0	0.00%
Software/Firmware	0	0.00%	8	0.01%
Mechanical	0	0.00%	9	0.01%
Possible Early Battery Depletion	0	0.00%	5	<0.01%
Other	1	<0.01%	92	0.15%
<b>Total</b>	<b>3</b>	<b>&lt;0.01%</b>	<b>145</b>	<b>0.23%</b>



#### INCLUDING NORMAL BATTERY DEPLETION

YEAR	2	4	6	8	10	12	14	16	AT 205 MONTHS
SURVIVAL PROBABILITY	99.83%	99.30%	93.83%	86.84%	85.81%	85.29%	85.07%	84.99%	84.99%
± 1 STANDARD ERROR	0.02%	0.04%	0.13%	0.20%	0.21%	0.22%	0.23%	0.23%	0.23%
SAMPLE SIZE	51,440	39,420	29,860	19,210	12,610	9,800	7,800	4,220	280

#### EXCLUDING NORMAL BATTERY DEPLETION

YEAR	2	4	6	8	10	12	14	16	AT 205 MONTHS
SURVIVAL PROBABILITY	99.95%	99.85%	99.73%	99.14%	98.65%	98.36%	98.29%	98.26%	98.26%
± 1 STANDARD ERROR	0.01%	0.02%	0.03%	0.06%	0.08%	0.10%	0.10%	0.10%	0.10%

## Dual-Chamber Pacemakers

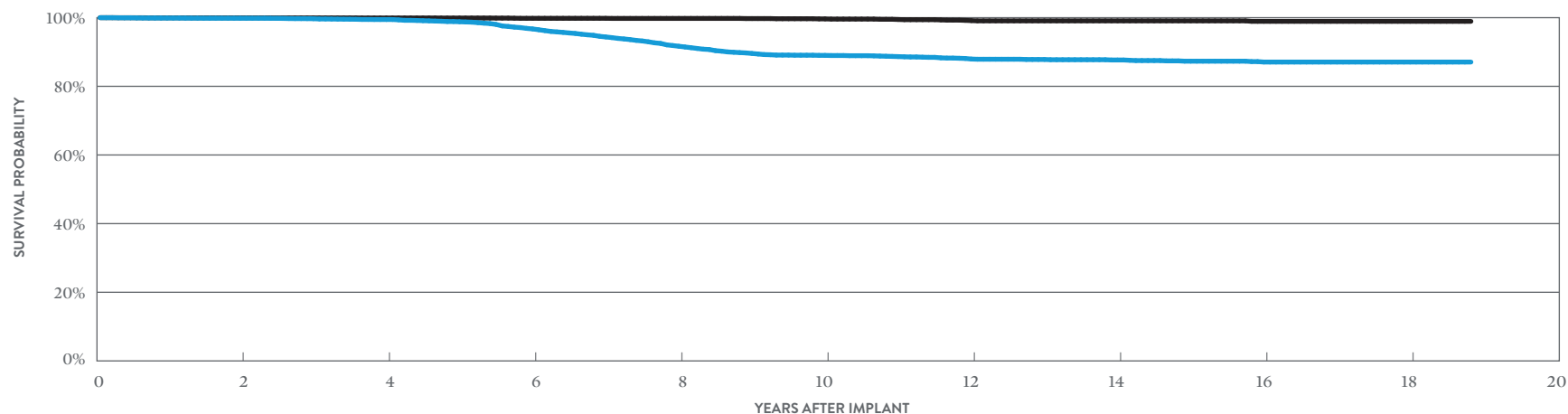
Verity ADx™ XL DR MODEL 5356

Verity ADx™ XL DR M/S MODEL 5357M/S

Verity ADx™ XL DC MODEL 5256

US Regulatory Approval	May 2003
Registered US Implants	17,405
Estimated Active US Implants	2,065
Estimated Longevity	6.9 Years
Normal Battery Depletion	316
Number of US Advisories	None

	MALFUNCTIONS W/ COMPROMISED THERAPY		MALFUNCTIONS W/O COMPROMISED THERAPY	
	QTY	RATE	QTY	RATE
Electrical Component	0	0.00%	11	0.06%
Electrical Interconnect	1	<0.01%	0	0.00%
Battery	0	0.00%	1	<0.01%
Software/Firmware	0	0.00%	0	0.00%
Mechanical	0	0.00%	0	0.00%
Possible Early Battery Depletion	0	0.00%	1	<0.01%
Other	0	0.00%	10	0.06%
<b>Total</b>	<b>1</b>	<b>&lt;0.01%</b>	<b>23</b>	<b>0.13%</b>



### INCLUDING NORMAL BATTERY DEPLETION

YEAR	2	4	6	8	10	12	14	16	18	AT 226 MONTHS
SURVIVAL PROBABILITY	99.83%	99.46%	96.72%	91.67%	89.01%	87.95%	87.67%	87.07%	87.07%	87.07%
± 1 STANDARD ERROR	0.03%	0.07%	0.19%	0.32%	0.39%	0.41%	0.43%	0.45%	0.46%	0.46%
SAMPLE SIZE	14,000	10,640	7,860	5,750	4,180	3,060	2,280	1,610	660	210

### EXCLUDING NORMAL BATTERY DEPLETION

YEAR	2	4	6	8	10	12	14	16	18	AT 226 MONTHS
SURVIVAL PROBABILITY	99.95%	99.91%	99.81%	99.78%	99.64%	99.14%	99.07%	98.93%	98.93%	98.93%
± 1 STANDARD ERROR	0.02%	0.03%	0.04%	0.05%	0.08%	0.14%	0.15%	0.18%	0.18%	0.18%

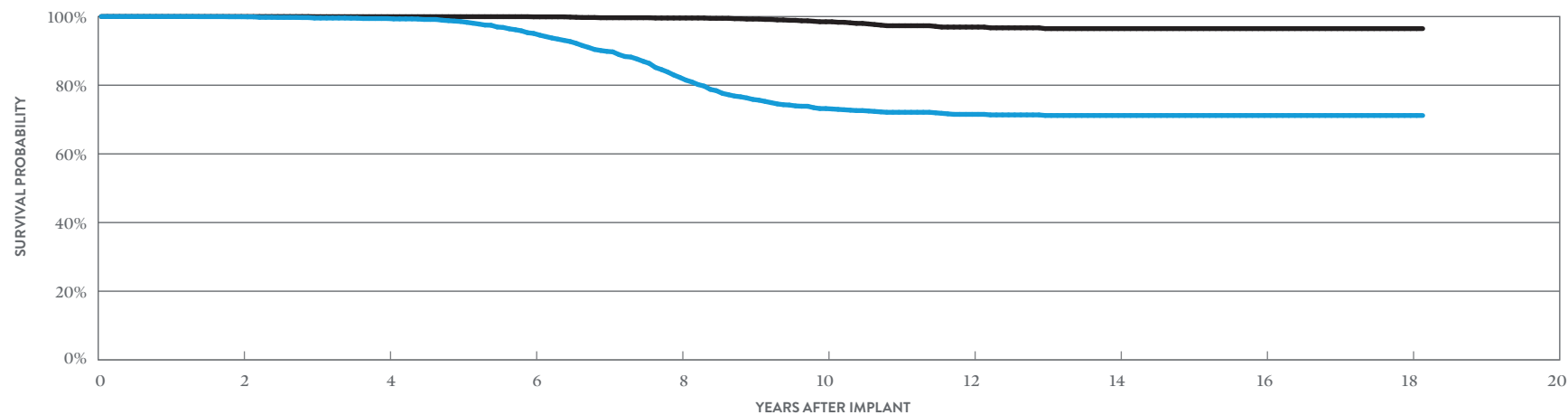
# Dual-Chamber Pacemakers

## Integrity ADx™ DR

### MODEL 5366

US Regulatory Approval	May 2003
Registered US Implants	8,088
Estimated Active US Implants	680
Estimated Longevity	6.9 Years
Normal Battery Depletion	322
Number of US Advisories	None

	MALFUNCTIONS W/ COMPROMISED THERAPY		MALFUNCTIONS W/O COMPROMISED THERAPY	
	QTY	RATE	QTY	RATE
Electrical Component	0	0.00%	9	0.11%
Electrical Interconnect	0	0.00%	0	0.00%
Battery	0	0.00%	0	0.00%
Software/Firmware	0	0.00%	2	0.02%
Mechanical	0	0.00%	1	0.01%
Possible Early Battery Depletion	0	0.00%	1	0.01%
Other	0	0.00%	14	0.17%
<b>Total</b>	<b>0</b>	<b>0.00%</b>	<b>27</b>	<b>0.33%</b>



#### INCLUDING NORMAL BATTERY DEPLETION

YEAR	2	4	6	8	10	12	14	16	18	AT 218 MONTHS
<b>SURVIVAL PROBABILITY</b>	99.94%	99.42%	95.08%	82.27%	73.19%	71.51%	71.18%	71.18%	71.18%	71.18%
<b>± 1 STANDARD ERROR</b>	0.03%	0.10%	0.33%	0.65%	0.83%	0.87%	0.88%	0.88%	0.88%	0.88%
<b>SAMPLE SIZE</b>	6,620	5,060	3,760	2,610	1,540	990	810	660	300	200

#### EXCLUDING NORMAL BATTERY DEPLETION

YEAR	2	4	6	8	10	12	14	16	18	AT 218 MONTHS
<b>SURVIVAL PROBABILITY</b>	100.00%	99.96%	99.91%	99.57%	98.48%	96.93%	96.48%	96.48%	96.48%	96.48%
<b>± 1 STANDARD ERROR</b>	0.00%	0.03%	0.03%	0.12%	0.28%	0.46%	0.51%	0.51%	0.51%	0.51%

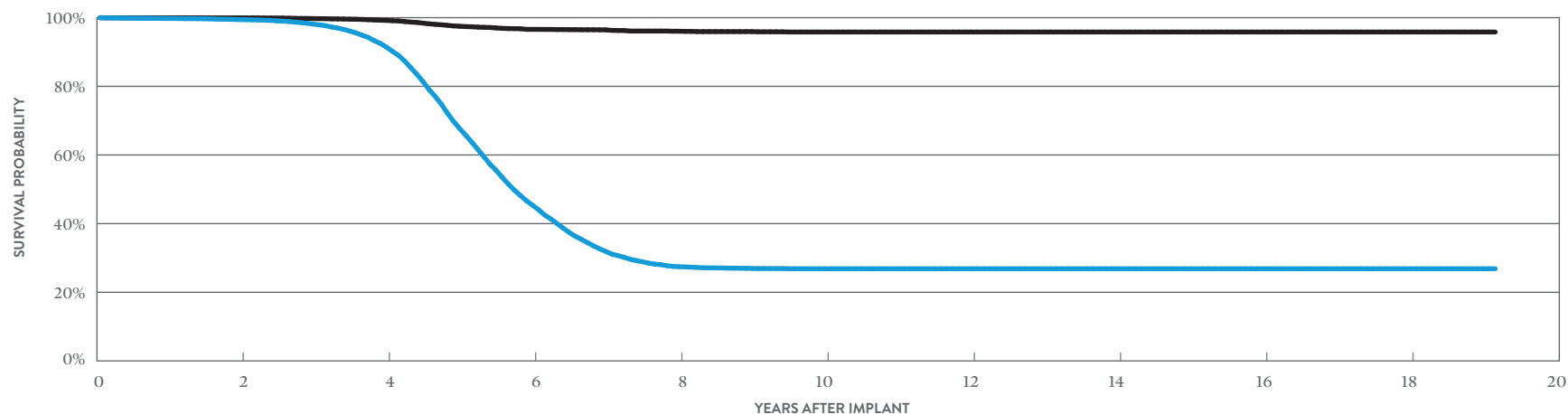
# Dual-Chamber Pacemakers

## Identity ADx™ DR

### MODEL 5380

US Regulatory Approval	March 2003
Registered US Implants	54,050
Estimated Active US Implants	2,250
Estimated Longevity	3.8 Years
Normal Battery Depletion	6,223
Number of US Advisories	One

	MALFUNCTIONS W/ COMPROMISED THERAPY		MALFUNCTIONS W/O COMPROMISED THERAPY	
	QTY	RATE	QTY	RATE
Electrical Component	4	<0.01%	262	0.48%
Electrical Interconnect	1	<0.01%	0	0.00%
Battery	0	0.00%	0	0.00%
Software/Firmware	0	0.00%	2	<0.01%
Mechanical	0	0.00%	6	0.01%
Possible Early Battery Depletion	0	0.00%	11	0.02%
Other	0	0.00%	17	0.03%
<b>Total</b>	<b>5</b>	<b>&lt;0.01%</b>	<b>298</b>	<b>0.55%</b>



#### INCLUDING NORMAL BATTERY DEPLETION

YEAR	2	4	6	8	10	12	14	16	18	AT 230 MONTHS
SURVIVAL PROBABILITY	99.43%	91.43%	45.35%	27.45%	26.86%	26.86%	26.86%	26.86%	26.86%	26.86%
± 1 STANDARD ERROR	0.03%	0.15%	0.33%	0.33%	0.33%	0.33%	0.33%	0.33%	0.33%	0.33%
SAMPLE SIZE	42,130	28,800	12,070	4,520	3,050	2,680	2,350	1,890	1,000	220

#### EXCLUDING NORMAL BATTERY DEPLETION

YEAR	2	4	6	8	10	12	14	16	18	AT 230 MONTHS
SURVIVAL PROBABILITY	99.93%	99.20%	96.59%	96.05%	95.82%	95.82%	95.82%	95.82%	95.82%	95.82%
± 1 STANDARD ERROR	0.01%	0.05%	0.13%	0.17%	0.19%	0.19%	0.19%	0.19%	0.19%	0.19%

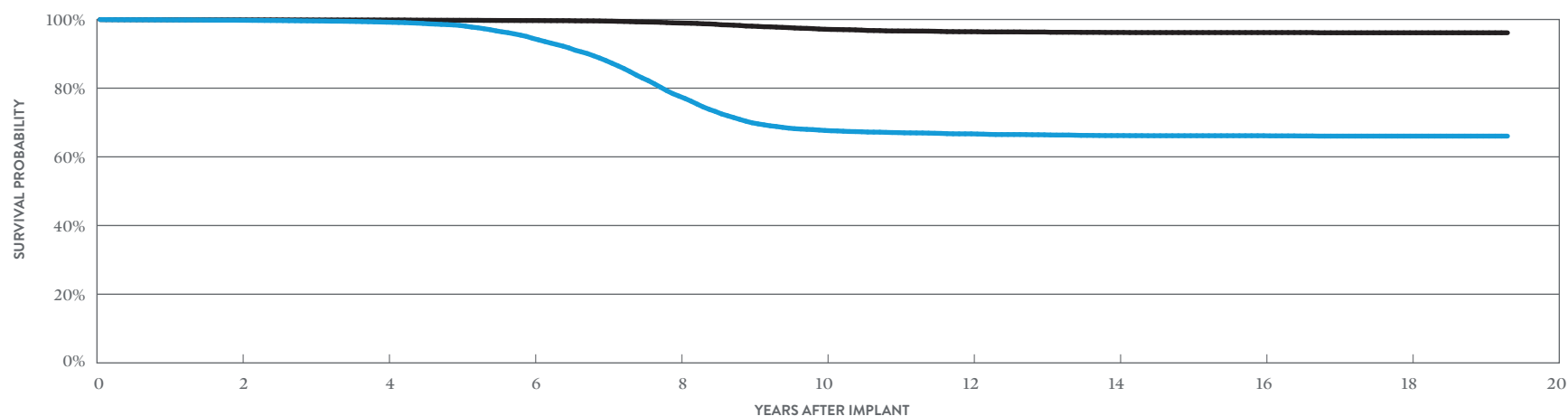
## Dual-Chamber Pacemakers

### Identity ADx™ XL DR MODEL 5386

### Identity ADx™ XL DC MODEL 5286

US Regulatory Approval	March 2003
Registered US Implants	67,525
Estimated Active US Implants	5,949
Estimated Longevity	6.9 Years
Normal Battery Depletion	3,335
Number of US Advisories	One

	MALFUNCTIONS W/ COMPROMISED THERAPY		MALFUNCTIONS W/O COMPROMISED THERAPY	
	QTY	RATE	QTY	RATE
Electrical Component	2	<0.01%	136	0.20%
Electrical Interconnect	0	0.00%	2	<0.01%
Battery	0	0.00%	0	0.00%
Software/Firmware	0	0.00%	7	0.01%
Mechanical	0	0.00%	10	0.01%
Possible Early Battery Depletion	0	0.00%	6	<0.01%
Other	0	0.00%	113	0.17%
<b>Total</b>	<b>2</b>	<b>&lt;0.01%</b>	<b>274</b>	<b>0.41%</b>



#### INCLUDING NORMAL BATTERY DEPLETION

YEAR	2	4	6	8	10	12	14	16	18	AT 232 MONTHS
SURVIVAL PROBABILITY	99.77%	99.21%	94.51%	77.70%	67.68%	66.70%	66.19%	66.15%	66.04%	66.04%
± 1 STANDARD ERROR	0.02%	0.04%	0.12%	0.24%	0.29%	0.30%	0.31%	0.31%	0.31%	0.31%
SAMPLE SIZE	55,460	42,770	31,870	22,030	12,710	8,690	6,620	4,670	2,080	220

#### EXCLUDING NORMAL BATTERY DEPLETION

YEAR	2	4	6	8	10	12	14	16	18	AT 232 MONTHS
SURVIVAL PROBABILITY	99.90%	99.85%	99.69%	98.97%	97.15%	96.44%	96.22%	96.19%	96.13%	96.13%
± 1 STANDARD ERROR	0.01%	0.02%	0.03%	0.06%	0.12%	0.15%	0.16%	0.16%	0.17%	0.17%

SUMMARY INFORMATION  
Dual-Chamber  
Pacemakers

## Dual-Chamber Pacemakers

### Survival Probability Summary

#### INCLUDING NORMAL BATTERY DEPLETION

MODELS	FAMILY	1 YEAR	2 YEAR	3 YEAR	4 YEAR	5 YEAR	6 YEAR	7 YEAR	8 YEAR	9 YEAR	10 YEAR
PM2272	Assurity MRI™	99.96%	99.81%	99.39%	98.75%	97.82%	96.71%				
PM2160	Endurity™ DR	99.82%	99.77%	99.75%	99.63%	99.50%	98.99%	97.87%	96.23%	95.77%	
PM2240	Assurity™ DR RF	99.95%	99.90%	99.78%	99.49%	98.77%	97.64%	96.24%	94.39%	94.36%	
PM2210	Accent™ DR RF	99.92%	99.86%	99.77%	99.60%	99.31%	98.63%	97.02%	96.91%	96.79%	96.54%
PM2110	Accent™ DR	99.94%	99.89%	99.81%	99.62%	99.38%	98.74%	97.44%	97.36%	97.30%	97.10%
5820	Zephyr™ DR	99.85%	99.75%	99.01%	93.72%	82.15%	79.40%	78.74%	78.47%	78.39%	78.35%
5810	Victory™ DR	99.87%	99.74%	98.62%	88.57%	65.47%	49.11%	42.65%	41.88%	41.68%	41.53%
5826	Zephyr™ XL DR	99.91%	99.83%	99.74%	99.48%	98.78%	98.12%	97.64%	96.98%	96.46%	96.12%
5816	Victory™ XL DR	99.91%	99.83%	99.65%	99.30%	97.96%	93.83%	88.29%	86.84%	86.13%	85.81%
5356/5357/5256	Verity ADx™ XL DR/DR(M/S) / DC	99.89%	99.83%	99.69%	99.46%	98.81%	96.72%	94.38%	91.67%	89.57%	89.01%
5366	Integrity ADx™ XL DR	100.00%	99.94%	99.56%	99.42%	98.56%	95.08%	89.86%	82.27%	75.86%	73.19%
5380	Identity ADx™ DR	99.76%	99.43%	98.13%	91.43%	67.72%	45.35%	31.90%	27.45%	26.94%	26.86%
5386/5286	Identity ADx™ XL DR/DC	99.88%	99.77%	99.57%	99.21%	98.28%	94.51%	88.06%	77.70%	69.92%	67.68%



## Dual-Chamber Pacemakers

### Survival Probability Summary

#### EXCLUDING NORMAL BATTERY DEPLETION

MODELS	FAMILY	1 YEAR	2 YEAR	3 YEAR	4 YEAR	5 YEAR	6 YEAR	7 YEAR	8 YEAR	9 YEAR	10 YEAR
PM2272	Assurity MRI™	99.96%	99.83%	99.44%	98.84%	98.06%	97.12%				
PM2160	Endurity™ DR	99.85%	99.82%	99.82%	99.76%	99.73%	99.66%	99.29%	98.83%	98.37%	
PM2240	Assurity™ DR RF	99.96%	99.92%	99.84%	99.67%	99.22%	98.47%	97.70%	96.93%	96.90%	
PM2210	Accent™ DR RF	99.95%	99.90%	99.84%	99.79%	99.76%	99.74%	99.71%	99.71%	99.70%	99.69%
PM2110	Accent™ DR	99.97%	99.95%	99.93%	99.93%	99.93%	99.90%	99.90%	99.90%	99.90%	99.90%
5820	Zephyr™ DR	99.97%	99.96%	99.92%	99.64%	99.26%	99.00%	98.80%	98.64%	98.59%	98.57%
5810	Victory™ DR	99.98%	99.93%	99.67%	99.13%	97.55%	97.10%	96.50%	96.04%	95.83%	95.68%
5826	Zephyr™ XL DR	99.96%	99.93%	99.91%	99.88%	99.82%	99.75%	99.56%	99.29%	99.12%	99.01%
5816	Victory™ XL DR	99.97%	99.95%	99.91%	99.85%	99.80%	99.73%	99.44%	99.14%	98.77%	98.65%
5356/5357/5256	Verity ADx™ XL DR/DR(M/S) / DC	99.96%	99.95%	99.93%	99.91%	99.89%	99.81%	99.81%	99.78%	99.74%	99.64%
5366	Integrity ADx™ XL DR	100.00%	100.00%	99.96%	99.96%	99.96%	99.91%	99.65%	99.57%	99.26%	98.48%
5380	Identity ADx™ DR	99.96%	99.93%	99.73%	99.20%	97.50%	96.59%	96.45%	96.05%	95.94%	95.82%
5386/5286	Identity ADx™ XL DR/DC	99.92%	99.90%	99.87%	99.85%	99.77%	99.69%	99.53%	98.97%	98.06%	97.15%

## Dual-Chamber Pacemakers

### US Malfunction Summary

#### WITH COMPROMISED THERAPY

MODELS	FAMILY	REGISTERED US IMPLANTS	PERCENT RETURNED FOR ANALYSIS	ELECTRICAL COMPONENT		ELECTRICAL INTERCONNECT		BATTERY		SOFTWARE/FIRMWARE		MECHANICAL		POSSIBLE EARLY BATTERY DEPLETION		OTHER		TOTAL	
				QTY	RATE	QTY	RATE	QTY	RATE	QTY	RATE	QTY	RATE	QTY	RATE	QTY	RATE	QTY	RATE
PM2272	Assurity MRI™	383,089	2.70%	2	<0.01%	0	0.00%	0	0.00%	2	<0.01%	47	0.01%	0	0.00%	1	<0.01%	52	0.01%
PM2160	Endurity™ DR	9,397	5.40%	0	0.00%	0	0.00%	0	0.00%	0	0.00%	0	0.00%	0	0.00%	0	0.00%	0	0.00%
PM2240	Assurity™ DR RF	185,621	6.20%	5	<0.01%	0	0.00%	0	0.00%	1	<0.01%	93	0.05%	3	<0.01%	0	0.00%	102	0.05%
PM2210	Accent™ DR RF	244,862	12.40%	17	<0.01%	8	<0.01%	0	0.00%	0	0.00%	1	<0.01%	7	<0.01%	5	<0.01%	38	0.02%
PM2110	Accent™ DR	49,131	10.40%	2	<0.01%	2	<0.01%	0	0.00%	0	0.00%	0	0.00%	0	0.00%	0	0.00%	4	<0.01%
5820	Zephyr™ DR	54,726	16.40%	2	<0.01%	0	0.00%	0	0.00%	0	0.00%	0	0.00%	0	0.00%	0	0.00%	2	<0.01%
5810	Victory™ DR	26,314	19.20%	1	<0.01%	0	0.00%	0	0.00%	0	0.00%	0	0.00%	0	0.00%	0	0.00%	1	<0.01%
5826	Zephyr™ XL DR	113,805	19.20%	1	<0.01%	4	<0.01%	0	0.00%	0	0.00%	1	<0.01%	0	0.00%	2	<0.01%	8	<0.01%
5816	Victory™ XL DR	63,052	20.90%	2	<0.01%	0	0.00%	0	0.00%	0	0.00%	0	0.00%	0	0.00%	1	<0.01%	3	<0.01%
5356/5357/5256	Verity ADx™ XL DR/DR(M/S) / DC	17,405	12.00%	0	0.00%	1	<0.01%	0	0.00%	0	0.00%	0	0.00%	0	0.00%	0	0.00%	1	<0.01%
5366	Integrity ADx™ XL DR	8,088	19.80%	0	0.00%	0	0.00%	0	0.00%	0	0.00%	0	0.00%	0	0.00%	0	0.00%	0	0.00%
5380	Identity ADx™ DR	54,050	16.20%	4	<0.01%	1	<0.01%	0	0.00%	0	0.00%	0	0.00%	0	0.00%	0	0.00%	5	<0.01%
5386/5286	Identity ADx™ XL DR/DC	67,525	19.60%	2	<0.01%	0	0.00%	0	0.00%	0	0.00%	0	0.00%	0	0.00%	0	0.00%	2	<0.01%

Definitions of malfunction categories can be found on [pages 5-6](#).

## Dual-Chamber Pacemakers

### US Malfunction Summary

#### WITHOUT COMPROMISED THERAPY

MODELS	FAMILY	REGISTERED US IMPLANTS	PERCENT RETURNED FOR ANALYSIS	ELECTRICAL COMPONENT		ELECTRICAL INTERCONNECT		BATTERY		SOFTWARE/FIRMWARE		MECHANICAL		POSSIBLE EARLY BATTERY DEPLETION		OTHER		TOTAL	
				QTY	RATE	QTY	RATE	QTY	RATE	QTY	RATE	QTY	RATE	QTY	RATE	QTY	RATE	QTY	RATE
PM2272	Assurity MRI <sup>™</sup>	383,089	2.70%	18	<0.01%	0	0.00%	0	0.00%	55	0.01%	884	0.23%	1	<0.01%	7	<0.01%	965	0.25%
PM2160	Endurity <sup>™</sup> DR	9,397	5.40%	0	0.00%	0	0.00%	0	0.00%	0	0.00%	28	0.30%	0	0.00%	2	0.02%	30	0.32%
PM2240	Assurity <sup>™</sup> DR RF	185,621	6.20%	24	0.01%	0	0.00%	0	0.00%	33	0.02%	951	0.51%	3	<0.01%	10	<0.01%	1021	0.55%
PM2210	Accent <sup>™</sup> DR RF	244,862	12.40%	54	0.02%	34	0.01%	0	0.00%	5	<0.01%	22	<0.01%	24	<0.01%	47	0.02%	186	0.08%
PM2110	Accent <sup>™</sup> DR	49,131	10.40%	3	<0.01%	0	0.00%	0	0.00%	4	<0.01%	5	0.01%	2	<0.01%	0	0.00%	14	0.03%
5820	Zephyr <sup>™</sup> DR	54,726	16.40%	36	0.07%	0	0.00%	0	0.00%	9	0.02%	2	<0.01%	1	<0.01%	93	0.17%	141	0.26%
5810	Victory <sup>™</sup> DR	26,314	19.20%	89	0.34%	0	0.00%	0	0.00%	8	0.03%	2	<0.01%	17	0.06%	37	0.14%	153	0.58%
5826	Zephyr <sup>™</sup> XL DR	113,805	19.20%	26	0.02%	0	0.00%	0	0.00%	16	0.01%	9	<0.01%	3	<0.01%	159	0.14%	213	0.19%
5816	Victory <sup>™</sup> XL DR	63,052	20.90%	31	0.05%	0	0.00%	0	0.00%	8	0.01%	9	0.01%	5	<0.01%	92	0.15%	145	0.23%
5356/5357/5256	Verity ADx <sup>™</sup> XL DR/ DR(M/S) / DC	17,405	12.00%	11	0.06%	0	0.00%	1	<0.01%	0	0.00%	0	0.00%	1	<0.01%	10	0.06%	23	0.13%
5366	Integrity ADx <sup>™</sup> XL DR	8,088	19.80%	9	0.11%	0	0.00%	0	0.00%	2	0.02%	1	0.01%	1	0.01%	14	0.17%	27	0.33%
5380	Identity ADx <sup>™</sup> DR	54,050	16.20%	262	0.48%	0	0.00%	0	0.00%	2	<0.01%	6	0.01%	11	0.02%	17	0.03%	298	0.55%
5386/5286	Identity ADx <sup>™</sup> XL DR/DC	67,525	19.60%	136	0.20%	2	<0.01%	0	0.00%	7	0.01%	10	0.01%	6	<0.01%	113	0.17%	274	0.41%

Definitions of malfunction categories can be found on [pages 5-6](#).

## Dual-Chamber Pacemakers

### Worldwide Malfunction Summary

#### WITH COMPROMISED THERAPY

MODELS	FAMILY	WORLDWIDE SALES	PERCENT RETURNED FOR ANALYSIS	ELECTRICAL COMPONENT		ELECTRICAL INTERCONNECT		BATTERY		SOFTWARE/FIRMWARE		MECHANICAL		POSSIBLE EARLY BATTERY DEPLETION		OTHER		TOTAL	
				QTY	RATE	QTY	RATE	QTY	RATE	QTY	RATE	QTY	RATE	QTY	RATE	QTY	RATE	QTY	RATE
PM2272	Assurity MRI <sup>™</sup>	868,215	1.67%	7	<0.01%	1	<0.01%	0	0.00%	2	<0.01%	128	0.01%	0	0.00%	2	<0.01%	140	0.02%
PM2160	Endurity <sup>™</sup> DR	69,052	1.06%	2	<0.01%	0	0.00%	0	0.00%	0	0.00%	2	<0.01%	0	0.00%	2	<0.01%	6	<0.01%
PM2240	Assurity <sup>™</sup> DR RF	205,391	5.49%	5	<0.01%	0	0.00%	0	0.00%	1	<0.01%	94	0.05%	3	<0.01%	0	0.00%	103	0.05%
PM2210	Accent <sup>™</sup> DR RF	246,721	11.88%	17	<0.01%	8	<0.01%	0	0.00%	0	0.00%	1	<0.01%	6	<0.01%	0	0.00%	32	0.01%
PM2110	Accent <sup>™</sup> DR	49,730	9.95%	2	<0.01%	2	<0.01%	0	0.00%	0	0.00%	0	0.00%	0	0.00%	5	0.01%	9	0.02%

#### WITHOUT COMPROMISED THERAPY

MODELS	FAMILY	WORLDWIDE SALES	PERCENT RETURNED FOR ANALYSIS	ELECTRICAL COMPONENT		ELECTRICAL INTERCONNECT		BATTERY		SOFTWARE/FIRMWARE		MECHANICAL		POSSIBLE EARLY BATTERY DEPLETION		OTHER		TOTAL	
				QTY	RATE	QTY	RATE	QTY	RATE	QTY	RATE	QTY	RATE	QTY	RATE	QTY	RATE	QTY	RATE
PM2272	Assurity MRI <sup>™</sup>	868,215	1.67%	42	<0.01%	0	0.00%	0	0.00%	56	<0.01%	1123	0.13%	8	<0.01%	13	<0.01%	1242	0.14%
PM2160	Endurity <sup>™</sup> DR	69,052	1.06%	1	<0.01%	0	0.00%	0	0.00%	0	0.00%	42	0.06%	0	0.00%	3	<0.01%	46	0.07%
PM2240	Assurity <sup>™</sup> DR RF	205,391	5.49%	27	0.01%	0	0.00%	0	0.00%	32	0.02%	889	0.43%	4	<0.01%	11	<0.01%	963	0.47%
PM2210	Accent <sup>™</sup> DR RF	246,721	11.88%	56	0.02%	34	0.01%	0	0.00%	5	<0.01%	22	<0.01%	24	<0.01%	46	0.02%	187	0.08%
PM2110	Accent <sup>™</sup> DR	49,730	9.95%	3	<0.01%	0	0.00%	0	0.00%	4	<0.01%	5	0.01%	2	<0.01%	0	0.00%	14	0.03%

Definitions of malfunction categories can be found on [pages 5-6](#).

# Single-Chamber Pacemakers

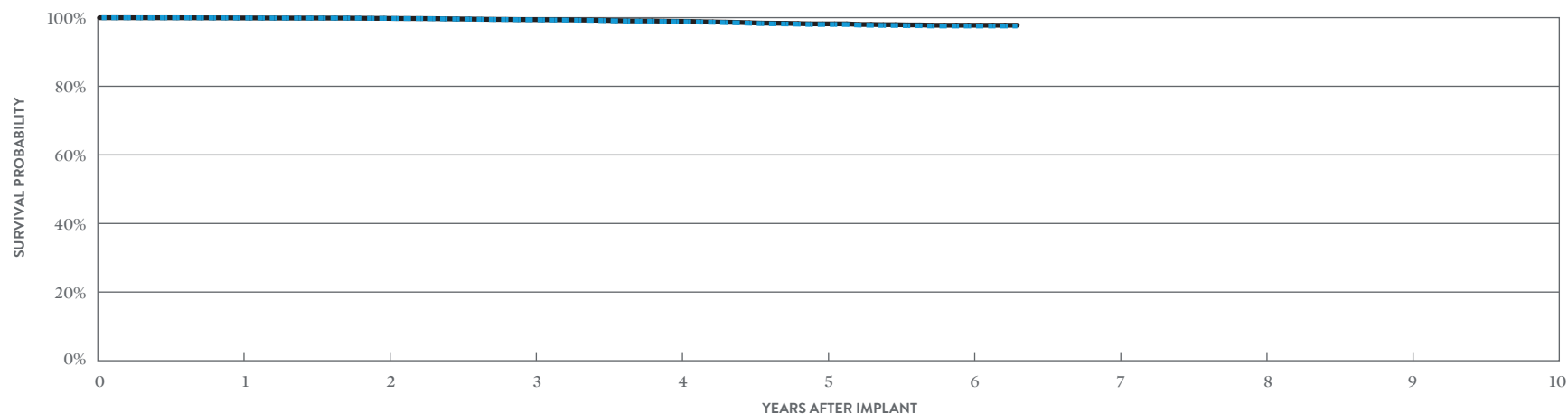
# Single-Chamber Pacemakers

## Assurity MRI™

### MODEL PM1272

US Regulatory Approval	January 2017
Registered US Implants	36,062
Estimated Active US Implants	25,287
Estimated Longevity	13.7 Years
Normal Battery Depletion	9
Number of US Advisories (see pgs. 231, 232, 234)	Three

	MALFUNCTIONS W/ COMPROMISED THERAPY		MALFUNCTIONS W/O COMPROMISED THERAPY	
	QTY	RATE	QTY	RATE
Electrical Component	0	0.00%	2	<0.01%
Electrical Interconnect	0	0.00%	0	0.00%
Battery	0	0.00%	0	0.00%
Software/Firmware	0	0.00%	4	0.01%
Mechanical	0	0.00%	97	0.27%
Possible Early Battery Depletion	0	0.00%	0	0.00%
Other	0	0.00%	0	0.00%
<b>Total</b>	<b>0</b>	<b>0.00%</b>	<b>103</b>	<b>0.29%</b>



#### INCLUDING NORMAL BATTERY DEPLETION

YEAR	1	2	3	4	5	6	AT 76 MONTHS
SURVIVAL PROBABILITY	99.92%	99.81%	99.39%	98.84%	98.03%	97.59%	97.59%
± 1 STANDARD ERROR	0.01%	0.03%	0.05%	0.08%	0.13%	0.17%	0.17%
SAMPLE SIZE	31,630	24,080	18,130	12,800	7,820	3,240	350

#### EXCLUDING NORMAL BATTERY DEPLETION

YEAR	1	2	3	4	5	6	AT 76 MONTHS
SURVIVAL PROBABILITY	99.92%	99.81%	99.44%	98.95%	98.21%	97.81%	97.81%
± 1 STANDARD ERROR	0.01%	0.03%	0.05%	0.08%	0.13%	0.17%	0.17%

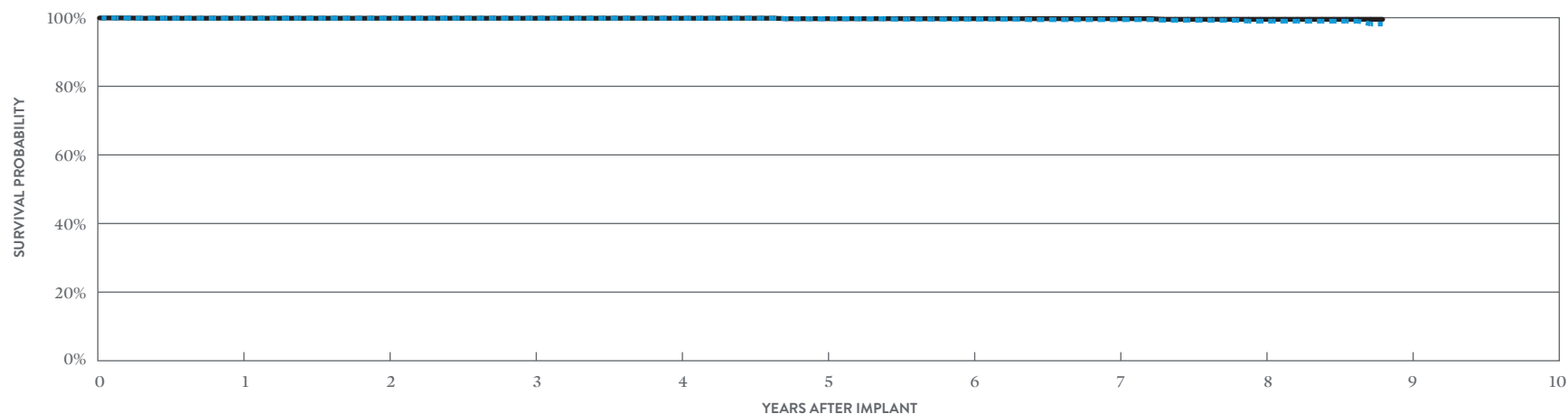
## Single-Chamber Pacemakers

### Endurity™ VR

#### MODEL PM1160

US Regulatory Approval	March 2014
Registered US Implants	2,579
Estimated Active US Implants	1,260
Estimated Longevity	14.6 Years
Normal Battery Depletion	4
Number of US Advisories (see pgs. 233, 234)	Two

	MALFUNCTIONS W/ COMPROMISED THERAPY		MALFUNCTIONS W/O COMPROMISED THERAPY	
	QTY	RATE	QTY	RATE
Electrical Component	0	0.00%	0	0.00%
Electrical Interconnect	0	0.00%	0	0.00%
Battery	0	0.00%	0	0.00%
Software/Firmware	0	0.00%	0	0.00%
Mechanical	0	0.00%	3	0.12%
Possible Early Battery Depletion	0	0.00%	0	0.00%
Other	0	0.00%	1	0.04%
<b>Total</b>	<b>0</b>	<b>0.00%</b>	<b>4</b>	<b>0.16%</b>



#### INCLUDING NORMAL BATTERY DEPLETION

YEAR	1	2	3	4	5	6	7	8	AT 106 MONTHS
SURVIVAL PROBABILITY	99.84%	99.84%	99.84%	99.84%	99.71%	99.58%	99.43%	98.98%	98.17%
± 1 STANDARD ERROR	0.08%	0.08%	0.08%	0.08%	0.12%	0.15%	0.19%	0.29%	0.64%
SAMPLE SIZE	2,370	2,080	1,900	1,760	1,630	1,480	1,290	920	220

#### EXCLUDING NORMAL BATTERY DEPLETION

YEAR	1	2	3	4	5	6	7	8	AT 106 MONTHS
SURVIVAL PROBABILITY	99.84%	99.84%	99.84%	99.84%	99.71%	99.71%	99.71%	99.52%	99.52%
± 1 STANDARD ERROR	0.08%	0.08%	0.08%	0.08%	0.12%	0.12%	0.12%	0.18%	0.18%

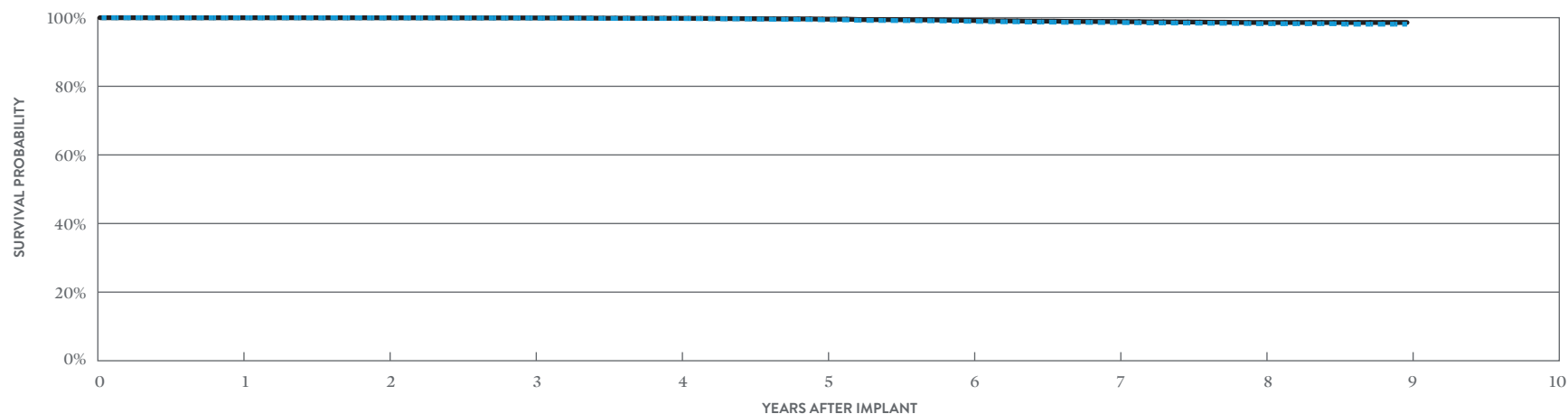
## Single-Chamber Pacemakers

### Assurity™ VR

#### MODEL PM1240

US Regulatory Approval	March 2014
Registered US Implants	28,723
Estimated Active US Implants	15,062
Estimated Longevity	14.1 Years
Normal Battery Depletion	25
Number of US Advisories (see pgs. 231, 232, 234)	Three

	MALFUNCTIONS W/ COMPROMISED THERAPY		MALFUNCTIONS W/O COMPROMISED THERAPY	
	QTY	RATE	QTY	RATE
Electrical Component	0	0.00%	4	0.01%
Electrical Interconnect	0	0.00%	0	0.00%
Battery	0	0.00%	0	0.00%
Software/Firmware	0	0.00%	3	0.01%
Mechanical	3	0.01%	76	0.26%
Possible Early Battery Depletion	0	0.00%	1	<0.01%
Other	0	0.00%	0	0.00%
<b>Total</b>	<b>3</b>	<b>0.01%</b>	<b>84</b>	<b>0.29%</b>



#### INCLUDING NORMAL BATTERY DEPLETION

YEAR	1	2	3	4	5	6	7	8	9
SURVIVAL PROBABILITY	99.98%	99.96%	99.91%	99.77%	99.40%	98.95%	98.60%	98.24%	98.11%
± 1 STANDARD ERROR	0.01%	0.01%	0.02%	0.03%	0.05%	0.07%	0.09%	0.11%	0.15%
SAMPLE SIZE	26,960	24,100	22,090	20,270	18,400	15,960	12,010	6,740	290

#### EXCLUDING NORMAL BATTERY DEPLETION

YEAR	1	2	3	4	5	6	7	8	9
SURVIVAL PROBABILITY	99.98%	99.96%	99.93%	99.83%	99.58%	99.21%	98.89%	98.60%	98.60%
± 1 STANDARD ERROR	0.01%	0.01%	0.02%	0.03%	0.04%	0.06%	0.08%	0.11%	0.11%

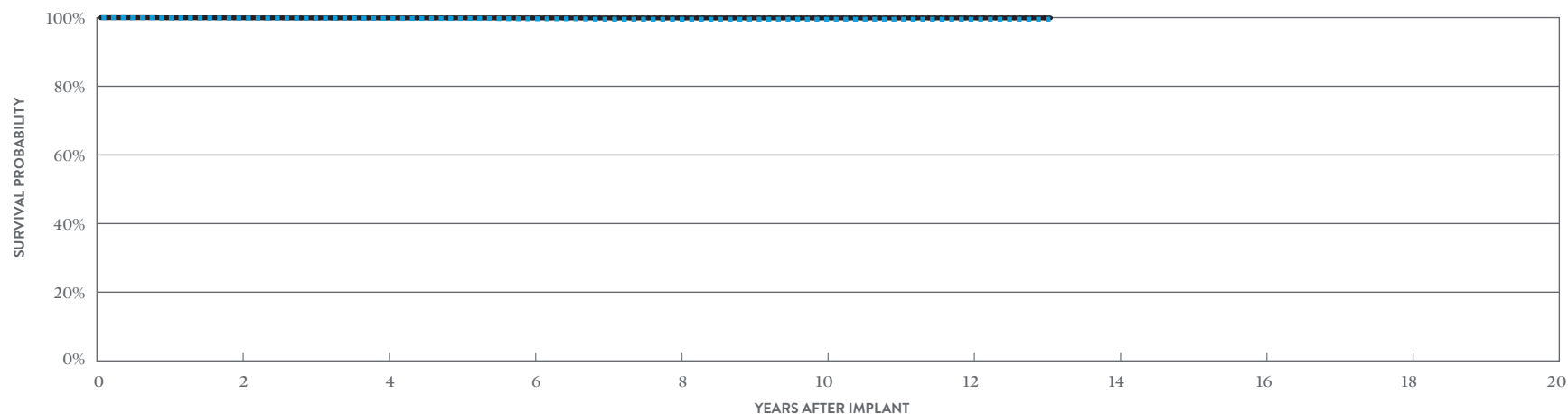


# Single-Chamber Pacemakers

## Accent™ SR MODEL PM1110

US Regulatory Approval	July 2009
Registered US Implants	13,595
Estimated Active US Implants	4,797
Estimated Longevity	12.9 Years
Normal Battery Depletion	15
Number of US Advisories	None

	MALFUNCTIONS W/ COMPROMISED THERAPY		MALFUNCTIONS W/O COMPROMISED THERAPY	
	QTY	RATE	QTY	RATE
Electrical Component	0	0.00%	2	0.01%
Electrical Interconnect	0	0.00%	0	0.00%
Battery	0	0.00%	0	0.00%
Software/Firmware	0	0.00%	1	<0.01%
Mechanical	0	0.00%	0	0.00%
Possible Early Battery Depletion	0	0.00%	1	<0.01%
Other	0	0.00%	0	0.00%
<b>Total</b>	<b>0</b>	<b>0.00%</b>	<b>4</b>	<b>0.03%</b>



### INCLUDING NORMAL BATTERY DEPLETION

YEAR	2	4	6	8	10	12	AT 157 MONTHS
SURVIVAL PROBABILITY	99.87%	99.80%	99.66%	99.54%	99.54%	99.54%	99.54%
± 1 STANDARD ERROR	0.03%	0.04%	0.06%	0.08%	0.08%	0.08%	0.08%
SAMPLE SIZE	10,690	8,440	7,120	6,200	4,540	1,660	220

### EXCLUDING NORMAL BATTERY DEPLETION

YEAR	2	4	6	8	10	12	AT 157 MONTHS
SURVIVAL PROBABILITY	99.94%	99.92%	99.92%	99.92%	99.92%	99.92%	99.92%
± 1 STANDARD ERROR	0.02%	0.03%	0.03%	0.03%	0.03%	0.03%	0.03%

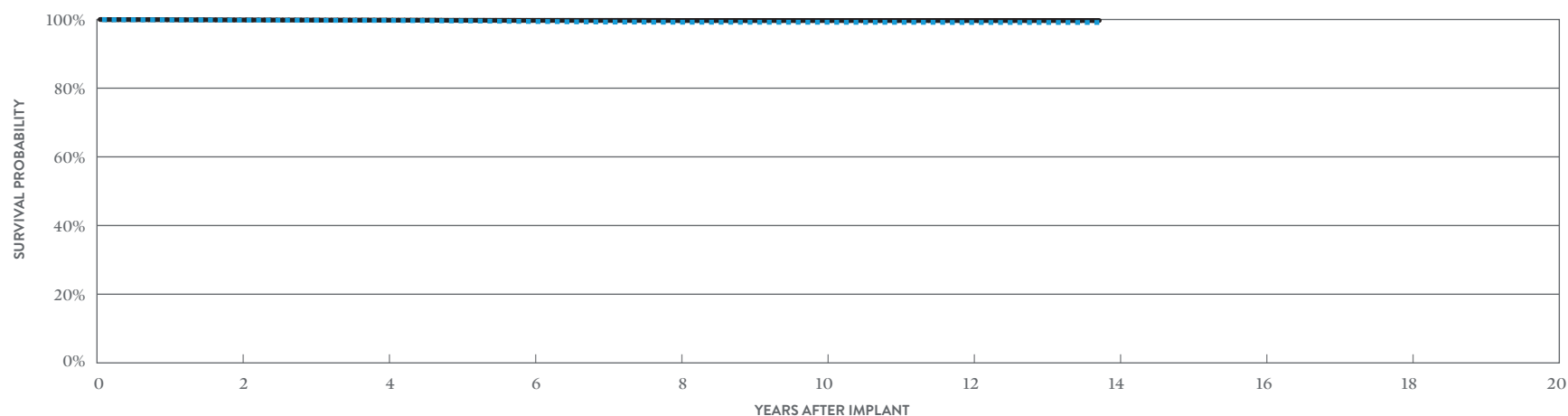
## Single-Chamber Pacemakers

### Accent™ SR RF

#### MODEL PM1210

US Regulatory Approval	July 2009
Registered US Implants	40,045
Estimated Active US Implants	13,786
Estimated Longevity	10.9 Years
Normal Battery Depletion	51
Number of US Advisories (see pgs. 231, 234)	Two

	MALFUNCTIONS W/ COMPROMISED THERAPY		MALFUNCTIONS W/O COMPROMISED THERAPY	
	QTY	RATE	QTY	RATE
Electrical Component	3	<0.01%	11	0.03%
Electrical Interconnect	1	<0.01%	3	<0.01%
Battery	0	0.00%	1	<0.01%
Software/Firmware	0	0.00%	1	<0.01%
Mechanical	0	0.00%	4	0.01%
Possible Early Battery Depletion	2	<0.01%	3	<0.01%
Other	0	0.00%	8	0.02%
<b>Total</b>	<b>6</b>	<b>0.02%</b>	<b>31</b>	<b>0.08%</b>



#### INCLUDING NORMAL BATTERY DEPLETION

YEAR	2	4	6	8	10	12	AT 165 MONTHS
SURVIVAL PROBABILITY	99.80%	99.73%	99.40%	99.20%	99.19%	99.13%	99.13%
± 1 STANDARD ERROR	0.02%	0.03%	0.05%	0.06%	0.06%	0.07%	0.07%
SAMPLE SIZE	31,380	25,030	20,970	18,170	13,330	5,440	240

#### EXCLUDING NORMAL BATTERY DEPLETION

YEAR	2	4	6	8	10	12	AT 165 MONTHS
SURVIVAL PROBABILITY	99.87%	99.81%	99.74%	99.70%	99.70%	99.70%	99.70%
± 1 STANDARD ERROR	0.02%	0.02%	0.03%	0.03%	0.03%	0.03%	0.03%

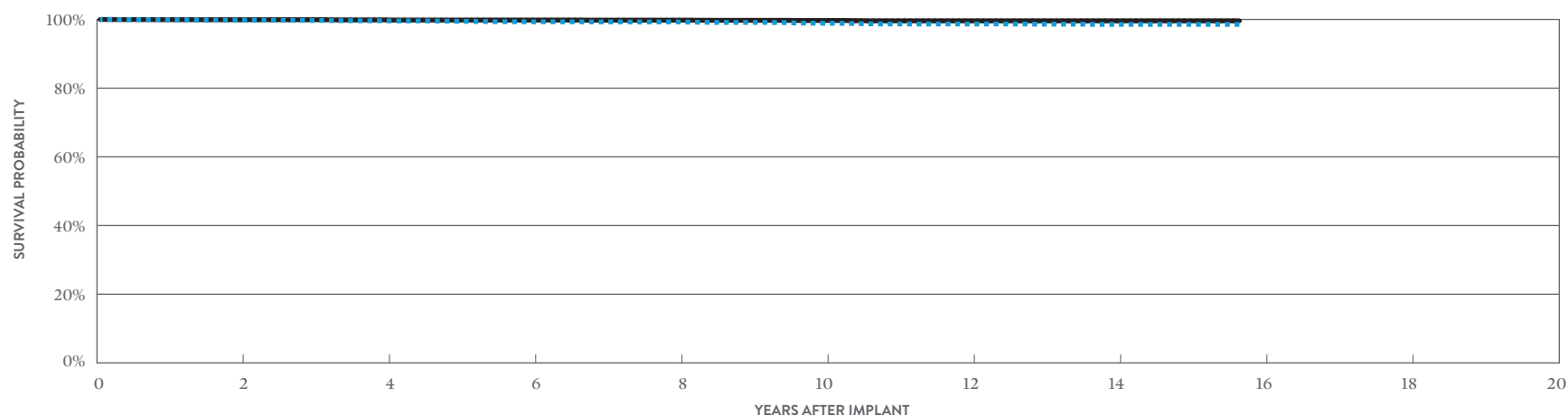
## Single-Chamber Pacemakers

### Zephyr™ XL SR

#### MODEL 5626

US Regulatory Approval	May 2007
Registered US Implants	20,880
Estimated Active US Implants	4,642
Estimated Longevity	15.8 Years
Normal Battery Depletion	41
Number of US Advisories	None

	MALFUNCTIONS W/ COMPROMISED THERAPY		MALFUNCTIONS W/O COMPROMISED THERAPY	
	QTY	RATE	QTY	RATE
Electrical Component	0	0.00%	4	0.02%
Electrical Interconnect	1	<0.01%	0	0.00%
Battery	0	0.00%	0	0.00%
Software/Firmware	0	0.00%	0	0.00%
Mechanical	0	0.00%	0	0.00%
Possible Early Battery Depletion	0	0.00%	0	0.00%
Other	1	<0.01%	13	0.06%
<b>Total</b>	<b>2</b>	<b>&lt;0.01%</b>	<b>17</b>	<b>0.08%</b>



#### INCLUDING NORMAL BATTERY DEPLETION

YEAR	2	4	6	8	10	12	14	AT 188 MONTHS
SURVIVAL PROBABILITY	99.81%	99.62%	99.33%	99.28%	98.88%	98.69%	98.57%	98.57%
± 1 STANDARD ERROR	0.03%	0.05%	0.08%	0.08%	0.11%	0.13%	0.14%	0.14%
SAMPLE SIZE	15,630	11,600	9,040	7,450	5,950	4,620	2,990	210

#### EXCLUDING NORMAL BATTERY DEPLETION

YEAR	2	4	6	8	10	12	14	AT 188 MONTHS
SURVIVAL PROBABILITY	99.93%	99.87%	99.83%	99.80%	99.71%	99.60%	99.60%	99.60%
± 1 STANDARD ERROR	0.02%	0.03%	0.04%	0.04%	0.05%	0.07%	0.07%	0.07%

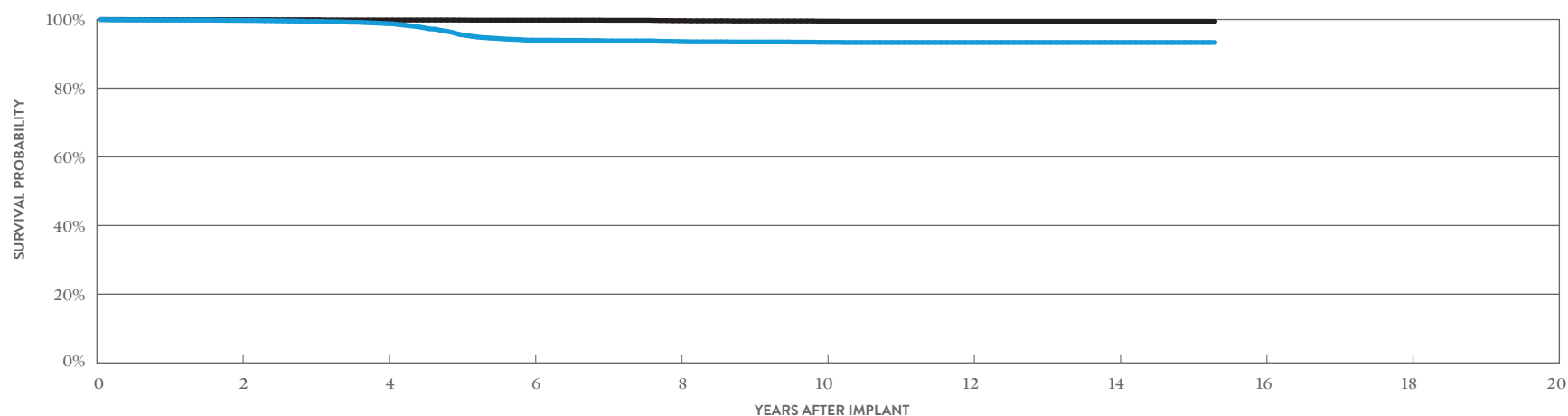
## Single-Chamber Pacemakers

### Zephyr™ SR

#### MODEL 5620

US Regulatory Approval	March 2007
Registered US Implants	17,530
Estimated Active US Implants	4,256
Estimated Longevity	8.8 Years
Normal Battery Depletion	208
Number of US Advisories	None

	MALFUNCTIONS W/ COMPROMISED THERAPY		MALFUNCTIONS W/O COMPROMISED THERAPY	
	QTY	RATE	QTY	RATE
Electrical Component	0	0.00%	4	0.02%
Electrical Interconnect	0	0.00%	0	0.00%
Battery	0	0.00%	0	0.00%
Software/Firmware	0	0.00%	2	0.01%
Mechanical	1	<0.01%	0	0.00%
Possible Early Battery Depletion	0	0.00%	0	0.00%
Other	0	0.00%	11	0.06%
<b>Total</b>	<b>1</b>	<b>&lt;0.01%</b>	<b>17</b>	<b>0.10%</b>



#### INCLUDING NORMAL BATTERY DEPLETION

YEAR	2	4	6	8	10	12	14	AT 184 MONTHS
SURVIVAL PROBABILITY	99.74%	98.81%	94.00%	93.59%	93.37%	93.32%	93.32%	93.32%
± 1 STANDARD ERROR	0.04%	0.10%	0.26%	0.27%	0.28%	0.28%	0.28%	0.28%
SAMPLE SIZE	12,600	9,360	7,190	5,440	3,940	2,370	1,070	210

#### EXCLUDING NORMAL BATTERY DEPLETION

YEAR	2	4	6	8	10	12	14	AT 184 MONTHS
SURVIVAL PROBABILITY	99.94%	99.85%	99.80%	99.65%	99.51%	99.46%	99.46%	99.46%
± 1 STANDARD ERROR	0.02%	0.04%	0.04%	0.07%	0.09%	0.10%	0.10%	0.10%

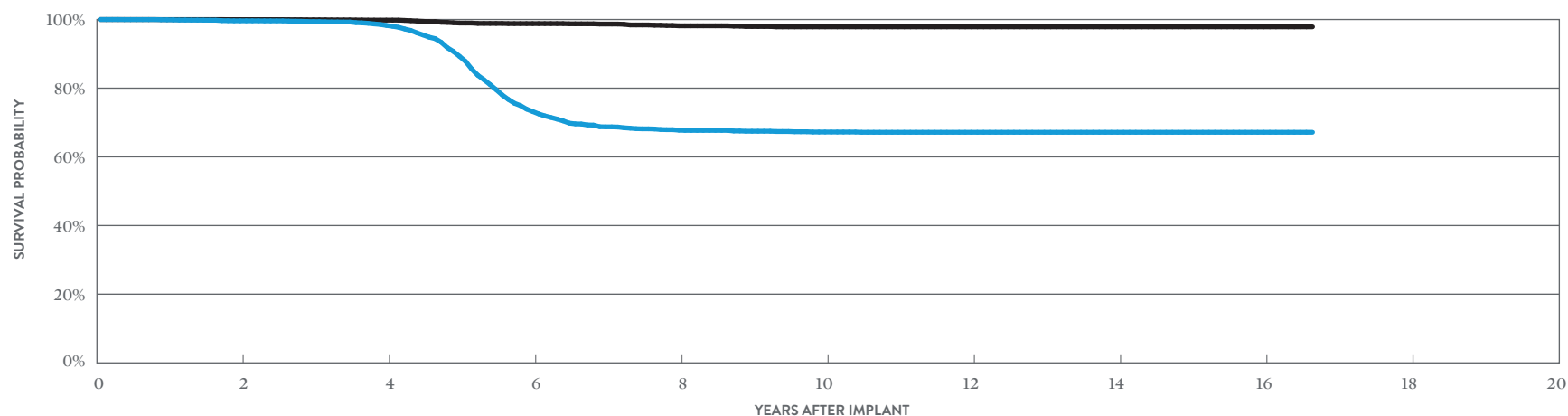
## Single-Chamber Pacemakers

### Victory™ SR

#### MODEL 5610

US Regulatory Approval	December 2005
Registered US Implants	13,690
Estimated Active US Implants	1,527
Estimated Longevity	8.8 Years
Normal Battery Depletion	670
Number of US Advisories	None

	MALFUNCTIONS W/ COMPROMISED THERAPY		MALFUNCTIONS W/O COMPROMISED THERAPY	
	QTY	RATE	QTY	RATE
Electrical Component	0	0.00%	25	0.18%
Electrical Interconnect	0	0.00%	0	0.00%
Battery	0	0.00%	0	0.00%
Software/Firmware	0	0.00%	1	<0.01%
Mechanical	0	0.00%	0	0.00%
Possible Early Battery Depletion	0	0.00%	1	<0.01%
Other	1	<0.01%	12	0.09%
<b>Total</b>	<b>1</b>	<b>&lt;0.01%</b>	<b>39</b>	<b>0.28%</b>



#### INCLUDING NORMAL BATTERY DEPLETION

YEAR	2	4	6	8	10	12	14	16	AT 200 MONTHS
SURVIVAL PROBABILITY	99.62%	98.27%	73.20%	67.76%	67.23%	67.16%	67.16%	67.16%	67.16%
± 1 STANDARD ERROR	0.06%	0.14%	0.59%	0.65%	0.66%	0.66%	0.66%	0.66%	0.66%
SAMPLE SIZE	9,870	6,780	4,300	2,560	1,840	1,670	1,450	800	230

#### EXCLUDING NORMAL BATTERY DEPLETION

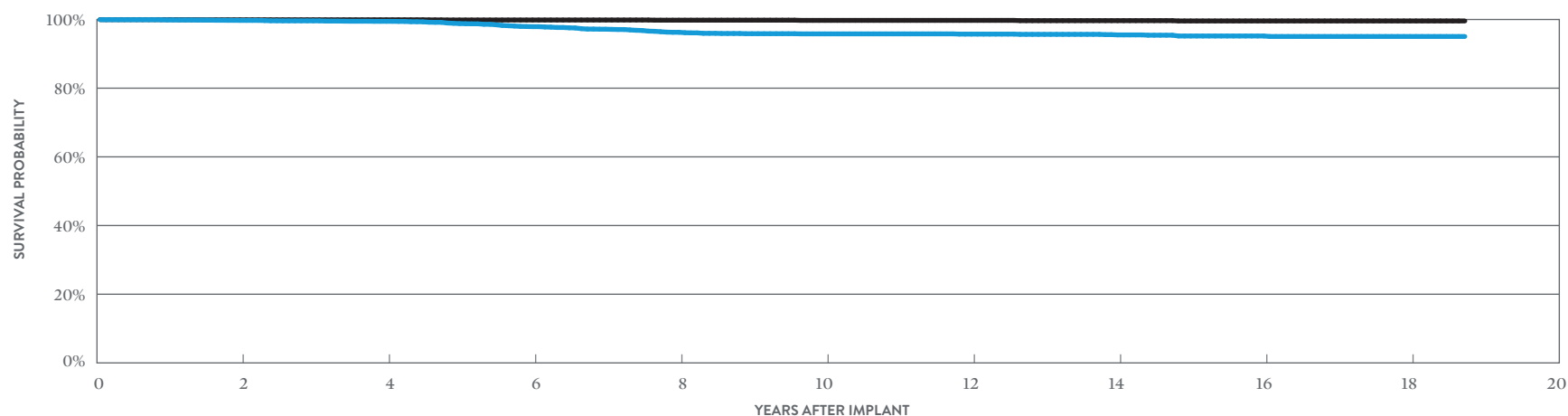
YEAR	2	4	6	8	10	12	14	16	AT 200 MONTHS
SURVIVAL PROBABILITY	99.96%	99.82%	98.81%	98.17%	97.87%	97.87%	97.87%	97.87%	97.87%
± 1 STANDARD ERROR	0.02%	0.05%	0.15%	0.20%	0.25%	0.25%	0.25%	0.25%	0.25%

## Single-Chamber Pacemakers

### Verity ADx™ XL SR MODEL 5156 Verity ADx™ XL SR M/S MODEL 5157M/S Verity ADx™ XL SC MODEL 5056

US Regulatory Approval	May 2003
Registered US Implants	14,521
Estimated Active US Implants	2,520
Estimated Longevity	10.2 Years
Normal Battery Depletion	97
Number of US Advisories	None

	MALFUNCTIONS W/ COMPROMISED THERAPY		MALFUNCTIONS W/O COMPROMISED THERAPY	
	QTY	RATE	QTY	RATE
Electrical Component	1	<0.01%	4	0.03%
Electrical Interconnect	0	0.00%	0	0.00%
Battery	0	0.00%	0	0.00%
Software/Firmware	0	0.00%	1	<0.01%
Mechanical	0	0.00%	1	<0.01%
Possible Early Battery Depletion	0	0.00%	0	0.00%
Other	0	0.00%	4	0.03%
<b>Total</b>	<b>1</b>	<b>&lt;0.01%</b>	<b>10</b>	<b>0.07%</b>



#### INCLUDING NORMAL BATTERY DEPLETION

YEAR	2	4	6	8	10	12	14	16	18	AT 225 MONTHS
SURVIVAL PROBABILITY	99.73%	99.46%	97.91%	96.27%	95.81%	95.74%	95.51%	95.19%	95.05%	95.05%
± 1 STANDARD ERROR	0.05%	0.07%	0.18%	0.26%	0.28%	0.28%	0.29%	0.32%	0.34%	0.34%
SAMPLE SIZE	10,760	7,640	5,460	4,140	3,330	2,880	2,490	1,650	610	230

#### EXCLUDING NORMAL BATTERY DEPLETION

YEAR	2	4	6	8	10	12	14	16	18	AT 225 MONTHS
SURVIVAL PROBABILITY	99.91%	99.91%	99.85%	99.80%	99.74%	99.74%	99.66%	99.57%	99.57%	99.57%
± 1 STANDARD ERROR	0.03%	0.03%	0.04%	0.05%	0.07%	0.07%	0.09%	0.11%	0.11%	0.11%

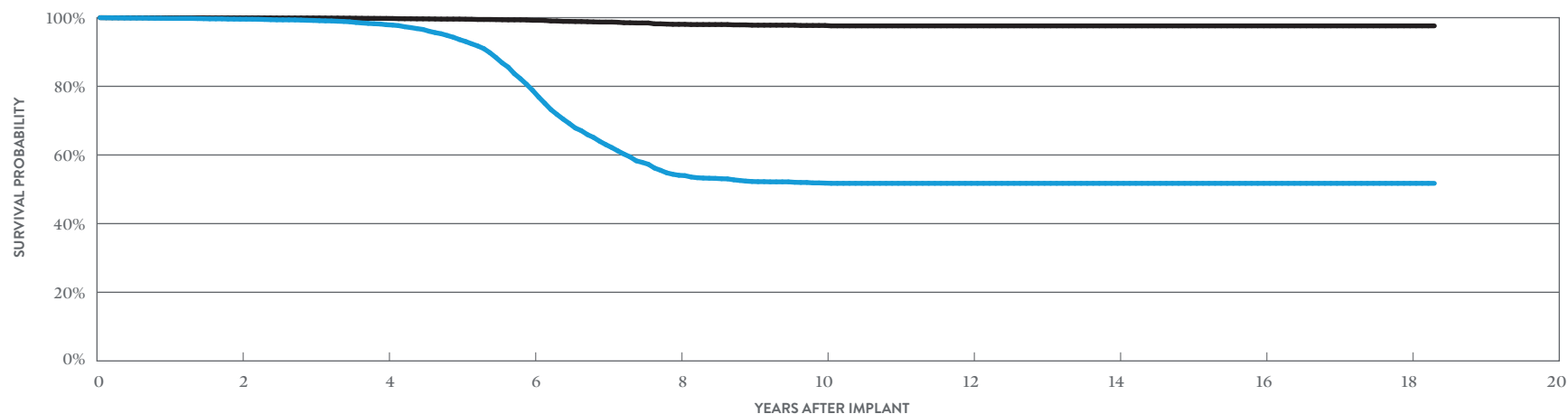
# Single-Chamber Pacemakers

## Identity ADx™ SR

### MODEL 5180

US Regulatory Approval	May 2003
Registered US Implants	20,874
Estimated Active US Implants	1,561
Estimated Longevity	5.7 Years
Normal Battery Depletion	1,243
Number of US Advisories	None

	MALFUNCTIONS W/ COMPROMISED THERAPY		MALFUNCTIONS W/O COMPROMISED THERAPY	
	QTY	RATE	QTY	RATE
Electrical Component	0	0.00%	35	0.17%
Electrical Interconnect	0	0.00%	0	0.00%
Battery	0	0.00%	0	0.00%
Software/Firmware	0	0.00%	6	0.03%
Mechanical	0	0.00%	1	<0.01%
Possible Early Battery Depletion	0	0.00%	8	0.04%
Other	0	0.00%	8	0.04%
<b>Total</b>	<b>0</b>	<b>0.00%</b>	<b>58</b>	<b>0.28%</b>



#### INCLUDING NORMAL BATTERY DEPLETION

YEAR	2	4	6	8	10	12	14	16	18	AT 220 MONTHS
SURVIVAL PROBABILITY	99.56%	97.94%	78.83%	54.08%	51.80%	51.74%	51.74%	51.74%	51.74%	51.74%
± 1 STANDARD ERROR	0.05%	0.12%	0.45%	0.63%	0.64%	0.64%	0.64%	0.64%	0.64%	0.64%
SAMPLE SIZE	15,130	10,380	6,350	3,180	2,050	1,670	1,430	1,010	420	210

#### EXCLUDING NORMAL BATTERY DEPLETION

YEAR	2	4	6	8	10	12	14	16	18	AT 220 MONTHS
SURVIVAL PROBABILITY	99.94%	99.78%	99.23%	98.06%	97.72%	97.61%	97.61%	97.61%	97.61%	97.61%
± 1 STANDARD ERROR	0.02%	0.04%	0.09%	0.20%	0.24%	0.25%	0.25%	0.25%	0.25%	0.25%

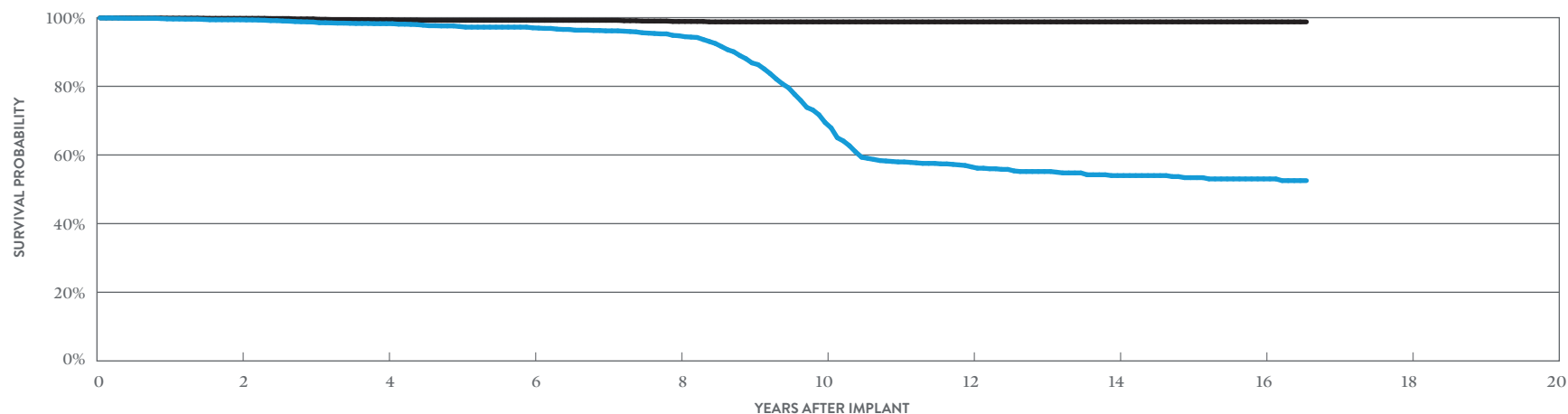
# Single-Chamber Pacemakers

Microny™

MODELS 2425T, 2525T & 2535K

US Regulatory Approval	April 2001
Registered US Implants	7,992
Estimated Active US Implants	1,405
Estimated Longevity	7.5 Years
Normal Battery Depletion	316
Number of US Advisories	None

	MALFUNCTIONS W/ COMPROMISED THERAPY		MALFUNCTIONS W/O COMPROMISED THERAPY	
	QTY	RATE	QTY	RATE
Electrical Component	0	0.00%	1	0.01%
Electrical Interconnect	0	0.00%	0	0.00%
Battery	0	0.00%	0	0.00%
Software/Firmware	0	0.00%	0	0.00%
Mechanical	0	0.00%	0	0.00%
Possible Early Battery Depletion	0	0.00%	1	0.01%
Other	0	0.00%	0	0.00%
<b>Total</b>	<b>0</b>	<b>0.00%</b>	<b>2</b>	<b>0.03%</b>



## INCLUDING NORMAL BATTERY DEPLETION

YEAR	2	4	6	8	10	12	14	16	AT 199 MONTHS
SURVIVAL PROBABILITY	99.38%	98.25%	97.04%	94.73%	69.46%	56.54%	53.99%	53.02%	52.53%
± 1 STANDARD ERROR	0.10%	0.19%	0.26%	0.42%	1.09%	1.23%	1.27%	1.31%	1.34%
SAMPLE SIZE	5,300	3,680	2,600	1,850	1,250	780	510	280	200

## EXCLUDING NORMAL BATTERY DEPLETION

YEAR	2	4	6	8	10	12	14	16	AT 199 MONTHS
SURVIVAL PROBABILITY	99.80%	99.34%	99.22%	98.89%	98.77%	98.77%	98.77%	98.77%	98.77%
± 1 STANDARD ERROR	0.06%	0.12%	0.14%	0.19%	0.21%	0.21%	0.21%	0.21%	0.21%



SUMMARY INFORMATION  
Single-Chamber  
Pacemakers

## Single-Chamber Pacemakers Survival Probability Summary

### INCLUDING NORMAL BATTERY DEPLETION

MODELS	FAMILY	1 YEAR	2 YEAR	3 YEAR	4 YEAR	5 YEAR	6 YEAR	7 YEAR	8 YEAR	9 YEAR	10 YEAR
PM1272	AssurityMRI™	99.92%	99.81%	99.39%	98.84%	98.03%	97.59%				
PM1160	Endurity™ SR	99.84%	99.84%	99.84%	99.84%	99.71%	99.58%	99.43%	98.98%		
PM1240	Assurity™ SR	99.98%	99.96%	99.91%	99.77%	99.40%	98.95%	98.60%	98.24%	98.11%	
PM1110	Accent™ SR	99.92%	99.87%	99.84%	99.80%	99.77%	99.66%	99.54%	99.54%	99.54%	99.54%
PM1210	Accent™ SR RF	99.88%	99.80%	99.76%	99.73%	99.59%	99.40%	99.24%	99.20%	99.19%	99.19%
5626	Zephyr™ XL SR	99.92%	99.81%	99.71%	99.62%	99.45%	99.33%	99.30%	99.28%	99.13%	98.88%
5620	Zephyr™ SR	99.86%	99.74%	99.47%	98.81%	95.64%	94.00%	93.78%	93.59%	93.47%	93.37%
5610	Victory™ SR	99.92%	99.62%	99.39%	98.27%	89.28%	73.20%	68.73%	67.76%	67.46%	67.23%
5156/5157/5056	Verity ADx™ XL SR/SR(M/S)/SC	99.87%	99.73%	99.60%	99.46%	98.81%	97.91%	97.17%	96.27%	95.86%	95.81%
5180	Identity ADx™ SR	99.79%	99.56%	99.19%	97.94%	93.62%	78.83%	63.03%	54.08%	52.27%	51.80%
2425T/2525T/2535T	Microny™	99.64%	99.38%	98.72%	98.25%	97.42%	97.04%	96.16%	94.73%	86.82%	69.46%

## Single-Chamber Pacemakers Survival Probability Summary

### EXCLUDING NORMAL BATTERY DEPLETION

MODELS	FAMILY	1 YEAR	2 YEAR	3 YEAR	4 YEAR	5 YEAR	6 YEAR	7 YEAR	8 YEAR	9 YEAR	10 YEAR
PM1272	AssurityMRI™	99.92%	99.81%	99.44%	98.95%	98.21%	97.81%				
PM1160	Endurity™ SR	99.84%	99.84%	99.84%	99.84%	99.71%	99.71%	99.71%	99.52%		
PM1240	Assurity™ SR	99.98%	99.96%	99.93%	99.83%	99.58%	99.21%	98.89%	98.60%	98.60%	
PM1110	Accent™ SR	99.96%	99.94%	99.92%	99.92%	99.92%	99.92%	99.92%	99.92%	99.92%	99.92%
PM1210	Accent™ SR RF	99.93%	99.87%	99.83%	99.81%	99.76%	99.74%	99.73%	99.70%	99.70%	99.70%
5626	Zephyr™ XL SR	99.95%	99.93%	99.93%	99.87%	99.83%	99.83%	99.80%	99.80%	99.75%	99.71%
5620	Zephyr™ SR	99.97%	99.94%	99.92%	99.85%	99.83%	99.80%	99.77%	99.65%	99.57%	99.51%
5610	Victory™ SR	99.98%	99.96%	99.91%	99.82%	98.97%	98.81%	98.68%	98.17%	97.97%	97.87%
5156/5157/5056	Verity ADx™ XL SR/SR(M/S)/SC	99.97%	99.91%	99.91%	99.91%	99.85%	99.85%	99.85%	99.80%	99.80%	99.74%
5180	Identity ADx™ SR	99.96%	99.94%	99.91%	99.78%	99.58%	99.23%	98.72%	98.06%	97.81%	97.72%
2425T/2525T/2535T	Microny™	99.87%	99.80%	99.63%	99.34%	99.22%	99.22%	99.22%	98.89%	98.77%	98.77%

## Single-Chamber Pacemakers

### US Malfunction Summary

#### WITH COMPROMISED THERAPY

MODELS	FAMILY	REGISTERED US IMPLANTS	PERCENT RETURNED FOR ANALYSIS	ELECTRICAL COMPONENT		ELECTRICAL INTERCONNECT		BATTERY		SOFTWARE/FIRMWARE		MECHANICAL		POSSIBLE EARLY BATTERY DEPLETION		OTHER		TOTAL			
				QTY	RATE	QTY	RATE	QTY	RATE	QTY	RATE	QTY	RATE	QTY	RATE	QTY	RATE	QTY	RATE	QTY	RATE
PM1272	Assurity MRI™	36,062	4.30%	0	0.00%	0	0.00%	0	0.00%	0	0.00%	0	0.00%	0	0.00%	0	0.00%	0	0.00%	0	0.00%
PM1160	Endurity™ SR	2,570	6.10%	0	0.00%	0	0.00%	0	0.00%	0	0.00%	0	0.00%	0	0.00%	0	0.00%	0	0.00%	0	0.00%
PM1240	Assurity™ SR	28,723	6.70%	0	0.00%	0	0.00%	0	0.00%	0	0.00%	3	0.01%	0	0.00%	0	0.00%	0	0.00%	3	0.01%
PM1110	Accent™ SR	13,595	8.00%	0	0.00%	0	0.00%	0	0.00%	0	0.00%	0	0.00%	0	0.00%	0	0.00%	0	0.00%	0	0.00%
PM1210	Accent™ SR RF	40,045	7.80%	3	<0.01%	1	<0.01%	0	0.00%	0	0.00%	0	0.00%	2	<0.01%	0	0.00%	0	0.00%	6	0.01%
5626	Zephyr™ XL SR	20,880	11.60%	0	0.00%	1	<0.01%	0	0.00%	0	0.00%	0	0.00%	0	0.00%	1	<0.01%	0	0.00%	2	<0.01%
5620	Zephyr™ SR	17,530	11.90%	0	0.00%	0	0.00%	0	0.00%	0	0.00%	1	<0.01%	0	0.00%	0	0.00%	0	0.00%	1	<0.01%
5610	Victory™ SR	13,690	15.70%	0	0.00%	0	0.00%	0	0.00%	0	0.00%	0	0.00%	0	0.00%	1	<0.01%	0	0.00%	1	<0.01%
5156/5157/5056	Verity ADx™ XL SR/SR(M/S)/SC	14,523	7.90%	1	<0.01%	0	0.00%	0	0.00%	0	0.00%	0	0.00%	0	0.00%	0	0.00%	0	0.00%	1	<0.01%
5180	Identity ADx™ SR	20,874	13.40%	0	0.00%	0	0.00%	0	0.00%	0	0.00%	0	0.00%	0	0.00%	0	0.00%	0	0.00%	0	0.00%
2425T/2525T/2535T	Microny™	7,992	7.50%	0	0.00%	0	0.00%	0	0.00%	0	0.00%	0	0.00%	0	0.00%	0	0.00%	0	0.00%	0	0.00%

Definitions of malfunction categories can be found on [pages 5-6](#).

# Single-Chamber Pacemakers

## US Malfunction Summary

### WITHOUT COMPROMISED THERAPY

MODELS	FAMILY	REGISTERED US IMPLANTS	PERCENT RETURNED FOR ANALYSIS	ELECTRICAL COMPONENT		ELECTRICAL INTERCONNECT		BATTERY		SOFTWARE/FIRMWARE		MECHANICAL		POSSIBLE EARLY BATTERY DEPLETION		OTHER		TOTAL	
				QTY	RATE	QTY	RATE	QTY	RATE	QTY	RATE	QTY	RATE	QTY	RATE	QTY	RATE	QTY	RATE
PM1272	Assurity MRI™	36,062	4.30%	2	<0.01%	0	0.00%	0	0.00%	4	0.01%	97	0.27%	0	0.00%	0	0.00%	103	0.29%
PM1160	Endurity™ SR	2,570	6.10%	0	0.00%	0	0.00%	0	0.00%	0	0.00%	3	0.12%	0	0.00%	1	0.04%	4	0.16%
PM1240	Assurity™ SR	28,723	6.70%	4	0.01%	0	0.00%	0	0.00%	3	0.01%	76	0.26%	1	<0.01%	0	0.00%	84	0.29%
PM1110	Accent™ SR	13,595	8.00%	2	0.01%	0	0.00%	0	0.00%	1	<0.01%	0	0.00%	1	<0.01%	0	0.00%	4	0.03%
PM1210	Accent™ SR RF	40,045	7.80%	11	0.03%	3	<0.01%	1	<0.01%	1	<0.01%	4	<0.01%	3	<0.01%	8	0.02%	31	0.08%
5626	Zephyr™ XL SR	20,880	11.60%	4	0.02%	0	0.00%	0	0.00%	0	0.00%	0	0.00%	0	0.00%	13	0.06%	17	0.08%
5620	Zephyr™ SR	17,530	11.90%	4	0.02%	0	0.00%	0	0.00%	2	0.01%	0	0.00%	0	0.00%	11	0.06%	17	0.10%
5610	Victory™ SR	13,690	15.70%	25	0.18%	0	0.00%	0	0.00%	1	<0.01%	0	0.00%	1	<0.01%	12	0.09%	39	0.28%
5156/5157/5056	Verity ADx™ XL SR/SR(M/S)/SC	14,523	7.90%	4	0.03%	0	0.00%	0	0.00%	1	<0.01%	1	<0.01%	0	0.00%	4	0.03%	10	0.07%
5180	Identity ADx™ SR	20,874	13.40%	35	0.17%	0	0.00%	0	0.00%	6	0.03%	1	<0.01%	8	0.04%	8	0.04%	58	0.28%
2425T/2525T/2535T	Microny™	7,992	7.50%	1	0.01%	0	0.00%	0	0.00%	0	0.00%	0	0.00%	1	0.01%	0	0.00%	2	0.03%

Definitions of malfunction categories can be found on [pages 5-6](#).

## Single-Chamber Pacemakers

### Worldwide Malfunction Summary

#### WITH COMPROMISED THERAPY

MODELS	FAMILY	WORLDWIDE SALES	PERCENT RETURNED FOR ANALYSIS	ELECTRICAL COMPONENT		ELECTRICAL INTERCONNECT		BATTERY		SOFTWARE/FIRMWARE		MECHANICAL		POSSIBLE EARLY BATTERY DEPLETION		OTHER		TOTAL	
				QTY	RATE	QTY	RATE	QTY	RATE	QTY	RATE	QTY	RATE	QTY	RATE	QTY	RATE	QTY	RATE
PM1272	Assurity MRI™	868,215	1.67%	42	<0.01%	0	0.00%	0	0.00%	56	<0.01%	1123	0.13%	8	<0.01%	13	<0.01%	1242	0.14%
PM1160	Endurity™ SR	69,052	1.06%	1	<0.01%	0	0.00%	0	0.00%	0	0.00%	42	0.06%	0	0.00%	3	<0.01%	46	0.07%
PM1240	Assurity™ SR	205,391	5.49%	27	0.01%	0	0.00%	0	0.00%	32	0.02%	889	0.43%	4	<0.01%	11	<0.01%	963	0.47%
PM1110	Accent™ SR	246,721	11.88%	56	0.02%	34	0.01%	0	0.00%	5	<0.01%	22	<0.01%	24	<0.01%	46	0.02%	187	0.08%
PM1210	Accent™ SR RF	49,730	9.95%	3	<0.01%	0	0.00%	0	0.00%	4	<0.01%	5	0.01%	2	<0.01%	0	0.00%	14	0.03%

#### WITHOUT COMPROMISED THERAPY

MODELS	FAMILY	WORLDWIDE SALES	PERCENT RETURNED FOR ANALYSIS	ELECTRICAL COMPONENT		ELECTRICAL INTERCONNECT		BATTERY		SOFTWARE/FIRMWARE		MECHANICAL		POSSIBLE EARLY BATTERY DEPLETION		OTHER		TOTAL	
				QTY	RATE	QTY	RATE	QTY	RATE	QTY	RATE	QTY	RATE	QTY	RATE	QTY	RATE	QTY	RATE
PM1272	Assurity MRI™	147,074	1.12%	3	<0.01%	0	0.00%	0	0.00%	4	<0.01%	87	0.06%	0	0.00%	0	0.00%	94	0.06%
PM1160	Endurity™ SR	27,677	0.84%	0	0.00%	0	0.00%	0	0.00%	0	0.00%	6	0.02%	0	0.00%	1	<0.01%	7	0.03%
PM1240	Assurity™ SR	32,419	5.75%	5	0.02%	0	0.00%	0	0.00%	4	0.01%	70	0.22%	1	<0.01%	0	0.00%	80	0.25%
PM1110	Accent™ SR	59,085	2.17%	5	<0.01%	0	0.00%	0	0.00%	2	<0.01%	0	0.00%	1	<0.01%	4	<0.01%	12	0.02%
PM1210	Accent™ SR RF	49,812	6.38%	14	0.03%	4	<0.01%	1	<0.01%	1	<0.01%	4	<0.01%	3	<0.01%	10	0.02%	37	0.07%

Definitions of malfunction categories can be found on [pages 5-6](#).

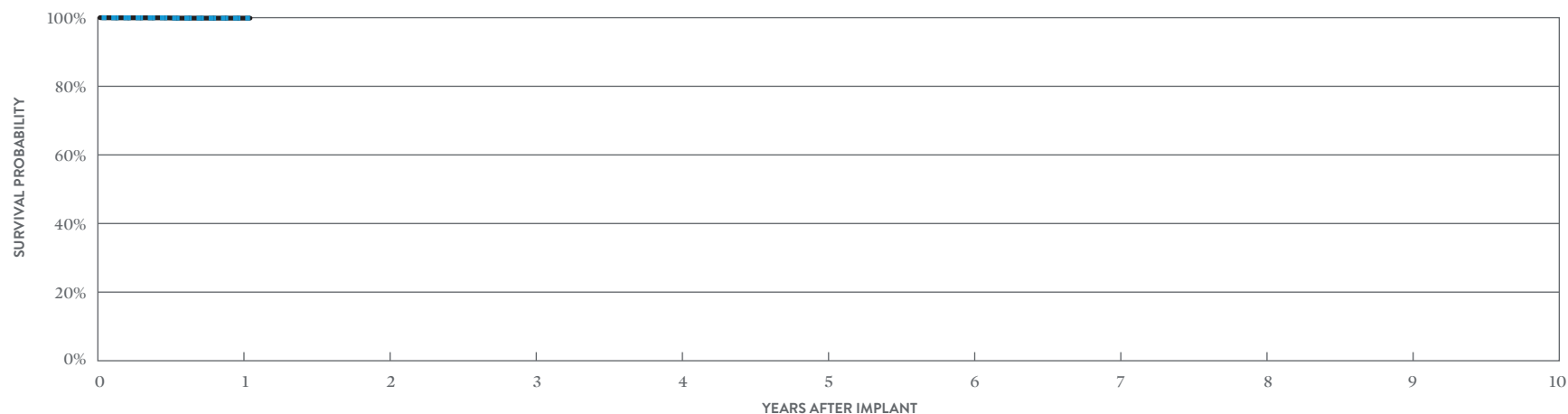


## Single-Chamber Leadless Pacemakers

### AVEIR™ VR MODEL LSP112V

US Regulatory Approval	March 2022
Registered US Implants	3,354
Estimated Active US Implants	3,139
Estimated Longevity	10.3 Years
Normal Battery Depletion	0
Number of US Advisories	None

	MALFUNCTIONS W/ COMPROMISED THERAPY		MALFUNCTIONS W/O COMPROMISED THERAPY	
	QTY	RATE	QTY	RATE
Electrical Component	0	0.00%	0	0.00%
Electrical Interconnect	0	0.00%	0	0.00%
Battery	0	0.00%	0	0.00%
Software/Firmware	0	0.00%	0	0.00%
Mechanical	0	0.00%	0	0.00%
Possible Early Battery Depletion	0	0.00%	0	0.00%
Other	0	0.00%	0	0.00%
Extrinsic Factors	2	0.06%	3	0.09%
<b>Total</b>	<b>2</b>	<b>0.06%</b>	<b>3</b>	<b>0.09%</b>



#### INCLUDING NORMAL BATTERY DEPLETION

YEAR	1	AT 13 MONTHS
SURVIVAL PROBABILITY	99.87%	99.87%
± 1 STANDARD ERROR	0.10%	0.10%
SAMPLE SIZE	1780	210

#### EXCLUDING NORMAL BATTERY DEPLETION

YEAR	1	AT 13 MONTHS
SURVIVAL PROBABILITY	99.87%	99.87%
± 1 STANDARD ERROR	0.10%	0.10%

\*VVIR 60 bpm, 2.5V @0.4 ms, 600Ω, 100% pacing.





## Single-Chamber Leadless Pacemakers

### Survival Probability Summary

#### INCLUDING NORMAL BATTERY DEPLETION

MODELS	FAMILY	1 YEAR	2 YEAR	3 YEAR	4 YEAR	5 YEAR	6 YEAR	7 YEAR	8 YEAR	9 YEAR	10 YEAR
LSP112V	AVEIR <sup>®</sup> VR	99.87%									

#### EXCLUDING NORMAL BATTERY DEPLETION

MODELS	FAMILY	1 YEAR	2 YEAR	3 YEAR	4 YEAR	5 YEAR	6 YEAR	7 YEAR	8 YEAR	9 YEAR	10 YEAR
LSP112V	AVEIR <sup>®</sup> VR	99.87%									

## Single-Chamber Leadless Pacemakers

### US Malfunction Summary

#### WITH COMPROMISED THERAPY

MODELS	FAMILY	REGISTERED US IMPLANTS	PERCENT RETURNED FOR ANALYSIS	ELECTRICAL COMPONENT		ELECTRICAL INTERCONNECT		BATTERY		SOFTWARE/ FIRMWARE		MECHANICAL		POSSIBLE EARLY BATTERY DEPLETION		OTHER		EXTRINSIC FACTORS		TOTAL	
				QTY	RATE	QTY	RATE	QTY	RATE	QTY	RATE	QTY	RATE	QTY	RATE	QTY	RATE	QTY	RATE	QTY	RATE
LSP112V	AVEIR™ VR	3,354	6.00%	0	0.00%	0	0.00%	0	0.00%	0	0.00%	0	0.00%	0	0.00%	0	0.00%	2	0.06%	2	0.06%

#### WITHOUT COMPROMISED THERAPY

MODELS	FAMILY	REGISTERED US IMPLANTS	PERCENT RETURNED FOR ANALYSIS	ELECTRICAL COMPONENT		ELECTRICAL INTERCONNECT		BATTERY		SOFTWARE/ FIRMWARE		MECHANICAL		POSSIBLE EARLY BATTERY DEPLETION		OTHER		EXTRINSIC FACTORS		TOTAL	
				QTY	RATE	QTY	RATE	QTY	RATE	QTY	RATE	QTY	RATE	QTY	RATE	QTY	RATE	QTY	RATE	QTY	RATE
LSP112V	AVEIR™ VR	3,354	6.00%	0	0.00%	0	0.00%	0	0.00%	0	0.00%	0	0.00%	0	0.00%	0	0.00%	3	0.09%	3	0.09%

Definitions of malfunction categories can be found on [pages 5-6](#).

## Single-Chamber Leadless Pacemakers

### Worldwide Malfunction Summary

#### WITH COMPROMISED THERAPY

MODELS	FAMILY	WORLDWIDE SALES	PERCENT RETURNED FOR ANALYSIS	ELECTRICAL COMPONENT		ELECTRICAL INTERCONNECT		BATTERY		SOFTWARE/ FIRMWARE		MECHANICAL		POSSIBLE EARLY BATTERY DEPLETION		OTHER		EXTRINSIC FACTORS		TOTAL	
				QTY	RATE	QTY	RATE	QTY	RATE	QTY	RATE	QTY	RATE	QTY	RATE	QTY	RATE	QTY	RATE	QTY	RATE
LSP112V	AVEIR™ VR	5,497	3.67%	0	0.00%	0	0.00%	0	0.00%	0	0.00%	0	0.00%	0	0.00%	0	0.00%	2	0.04%	2	0.04%

#### WITHOUT COMPROMISED THERAPY

MODELS	FAMILY	WORLDWIDE SALES	PERCENT RETURNED FOR ANALYSIS	ELECTRICAL COMPONENT		ELECTRICAL INTERCONNECT		BATTERY		SOFTWARE/ FIRMWARE		MECHANICAL		POSSIBLE EARLY BATTERY DEPLETION		OTHER		EXTRINSIC FACTORS		TOTAL	
				QTY	RATE	QTY	RATE	QTY	RATE	QTY	RATE	QTY	RATE	QTY	RATE	QTY	RATE	QTY	RATE	QTY	RATE
LSP112V	AVEIR™ VR	5,497	3.67%	0	0.00%	0	0.00%	0	0.00%	0	0.00%	0	0.00%	0	0.00%	0	0.00%	4	0.07%	4	0.07%

Definitions of malfunction categories can be found on [pages 5-6](#).

# Pacing Leads

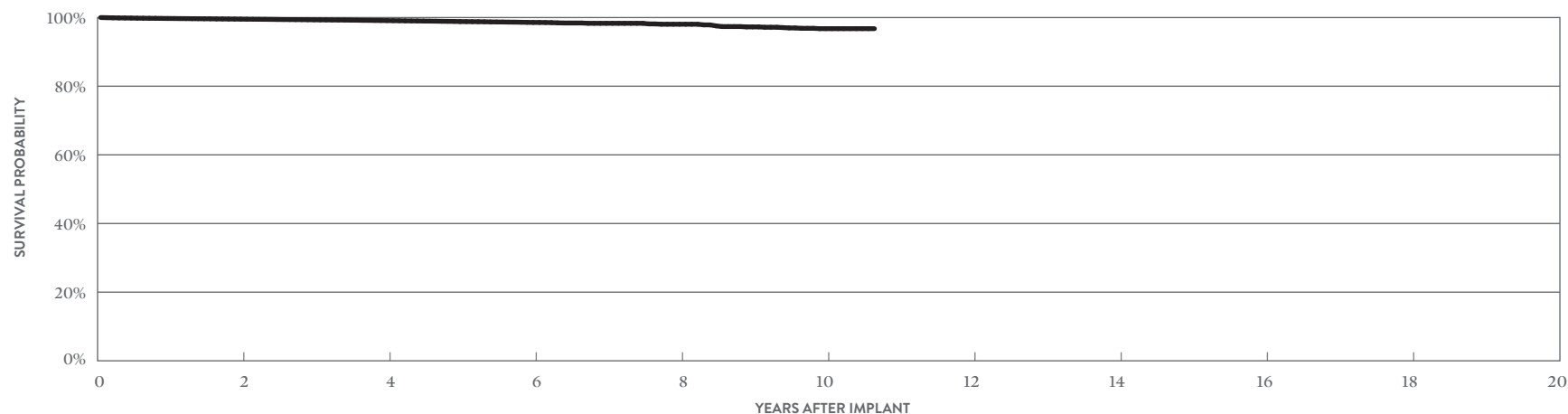
# Pacing Leads

## Tendril MRI™ MODEL LPA1200M

US Regulatory Approval	January 2017
Registered US Implants	193,907
Estimated Active US Implants	116,258
Insulation	Optim™*
Type and/or Fixation	Active
Polarity	Bipolar
Steroid	Yes
Number of US Advisories	None

	ACUTE OBSERVATIONS (POST IMPLANT, ≤30 DAYS)		CHRONIC COMPLICATIONS (>30 DAYS)	
	QTY	RATE	QTY	RATE
Cardiac Perforation	55	0.03%	22	0.01%
Conductor Fracture	3	<0.01%	108	0.06%
Lead Dislodgement	410	0.21%	511	0.26%
Failure to Capture	67	0.03%	334	0.17%
Oversensing	20	0.01%	675	0.35%
Failure to Sense	27	0.01%	55	0.03%
Insulation Breach	2	<0.01%	34	0.02%
Abnormal Pacing Impedance	2	<0.01%	80	0.04%
Extracardiac Stimulation	8	<0.01%	12	<0.01%
Other	62	0.03%	47	0.02%
<b>Total</b>	<b>656</b>	<b>0.34%</b>	<b>1878</b>	<b>0.97%</b>
<b>Total Returned for Analysis</b>	<b>242</b>		<b>508</b>	

MALFUNCTIONS	QTY	RATE
Conductor Fracture	65	0.03%
Insulation Breach	114	0.06%
Crimps, Welds & Bonds	0	0.00%
Other	7	<0.01%
Extrinsic Factors	322	0.17%
<b>Total</b>	<b>508</b>	<b>0.26%</b>



YEAR	2	4	6	8	10	AT 128 MONTHS
SURVIVAL PROBABILITY	99.54%	99.11%	98.57%	98.05%	96.76%	96.76%
± 1 STANDARD ERROR	0.02%	0.03%	0.04%	0.20%	0.41%	0.41%
SAMPLE SIZE	148,850	105,380	36,860	1,090	940	220

\*Optim™ lead insulation is a copolymer of silicone and polyurethane.

# Pacing Leads

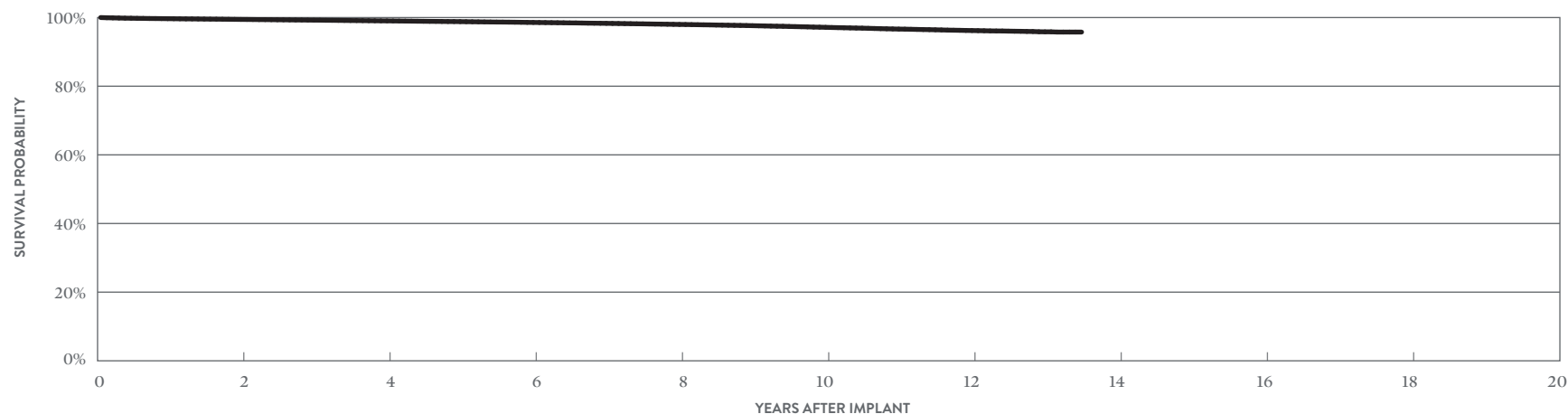
## Tendril™ STS

### MODEL 2088TC

US Regulatory Approval	May 2009
Registered US Implants	1,150,794
Estimated Active US Implants	596,518
Insulation	Optim™*
Type and/or Fixation	Active
Polarity	Bipolar
Steroid	Yes
Number of US Advisories	None

	ACUTE OBSERVATIONS (POST IMPLANT, ≤30 DAYS)		CHRONIC COMPLICATIONS (>30 DAYS)	
	QTY	RATE	QTY	RATE
Cardiac Perforation	283	0.02%	155	0.01%
Conductor Fracture	11	<0.01%	523	0.05%
Lead Dislodgement	1688	0.15%	2712	0.24%
Failure to Capture	508	0.04%	2313	0.20%
Oversensing	132	0.01%	7487	0.65%
Failure to Sense	67	<0.01%	306	0.03%
Insulation Breach	25	<0.01%	517	0.04%
Abnormal Pacing Impedance	64	<0.01%	536	0.05%
Extracardiac Stimulation	16	<0.01%	102	<0.01%
Other	232	0.02%	413	0.04%
<b>Total</b>	<b>3026</b>	<b>0.26%</b>	<b>15064</b>	<b>1.31%</b>
<b>Total Returned for Analysis</b>	<b>1036</b>		<b>3827</b>	

MALFUNCTIONS	QTY	RATE
Conductor Fracture	126	0.01%
Insulation Breach	1549	0.13%
Crimps, Welds & Bonds	0	0.00%
Other	35	<0.01%
Extrinsic Factors	2531	0.22%
<b>Total</b>	<b>4241</b>	<b>0.37%</b>



YEAR	2	4	6	8	10	12	AT 162 MONTHS
SURVIVAL PROBABILITY	99.45%	99.03%	98.57%	97.99%	97.15%	96.21%	95.77%
± 1 STANDARD ERROR	0.01%	0.01%	0.02%	0.02%	0.03%	0.05%	0.09%
SAMPLE SIZE	807,920	535,280	368,410	239,900	127,350	45,210	200

\*Optim™ lead insulation is a copolymer of silicone and polyurethane.

# Pacing Leads

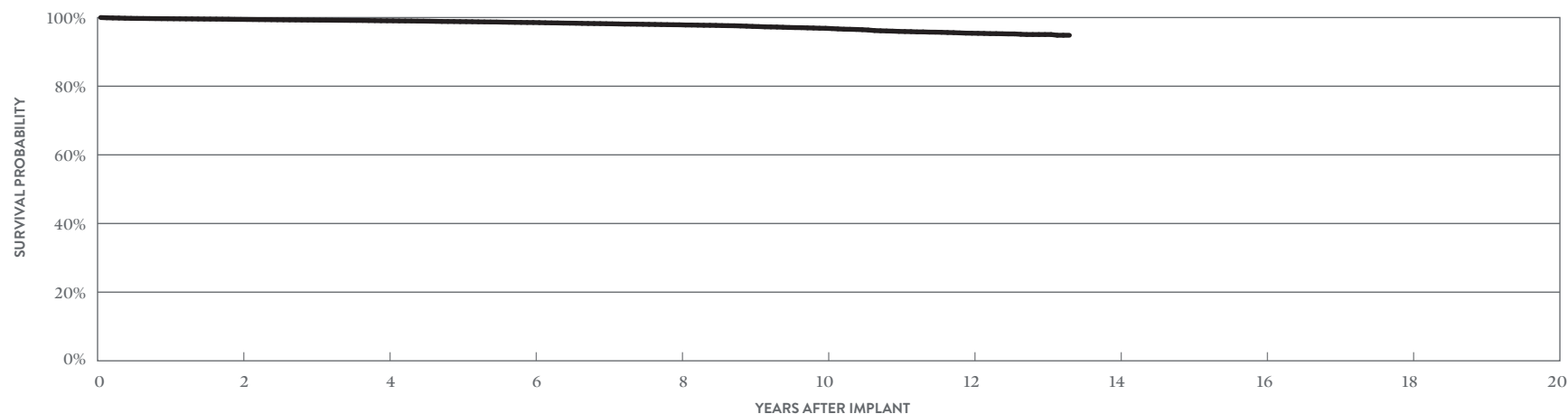
## OptiSense™

### MODEL 1999

US Regulatory Approval	May 2007
Registered US Implants	48,416
Estimated Active US Implants	19,733
Insulation	Optim*
Type and/or Fixation	Active
Polarity	Bipolar
Steroid	Yes
Number of US Advisories	None

	ACUTE OBSERVATIONS (POST IMPLANT, ≤30 DAYS)		CHRONIC COMPLICATIONS (>30 DAYS)	
	QTY	RATE	QTY	RATE
Cardiac Perforation	5	0.01%	2	<0.01%
Conductor Fracture	0	0.00%	22	0.05%
Lead Dislodgement	64	0.13%	197	0.41%
Failure to Capture	8	0.02%	124	0.26%
Oversensing	10	0.02%	611	1.26%
Failure to Sense	3	<0.01%	53	0.11%
Insulation Breach	1	<0.01%	60	0.12%
Abnormal Pacing Impedance	0	0.00%	24	0.05%
Extracardiac Stimulation	0	0.00%	2	<0.01%
Other	14	0.03%	29	0.06%
<b>Total</b>	<b>105</b>	<b>0.22%</b>	<b>1124</b>	<b>2.32%</b>
<b>Total Returned for Analysis</b>	<b>59</b>		<b>288</b>	

MALFUNCTIONS	QTY	RATE
Conductor Fracture	7	0.01%
Insulation Breach	116	0.24%
Crimps, Welds & Bonds	0	0.00%
Other	7	0.01%
Extrinsic Factors	202	0.42%
<b>Total</b>	<b>332</b>	<b>0.69%</b>



YEAR	2	4	6	8	10	12	AT 160 MONTHS
SURVIVAL PROBABILITY	99.46%	99.06%	98.55%	97.89%	96.87%	95.43%	94.84%
± 1 STANDARD ERROR	0.03%	0.05%	0.06%	0.08%	0.12%	0.18%	0.31%
SAMPLE SIZE	41,090	34,360	28,560	21,420	12,640	5,250	220

\*Optim™ lead insulation is a copolymer of silicone and polyurethane.



# Pacing Leads

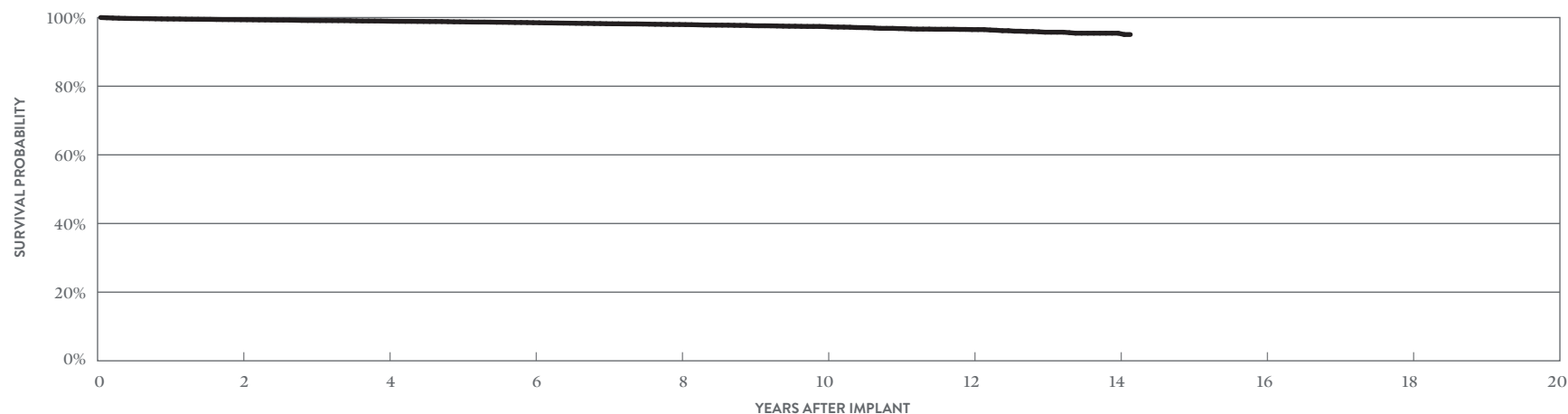
## IsoFlex™ Optim™

### MODEL 1944

US Regulatory Approval	March 2008
Registered US Implants	21,017
Estimated Active US Implants	8,877
Insulation	Optim™*
Type and/or Fixation	Passive
Polarity	Bipolar
Steroid	Yes
Number of US Advisories	None

	ACUTE OBSERVATIONS (POST IMPLANT, ≤30 DAYS)		CHRONIC COMPLICATIONS (>30 DAYS)	
	QTY	RATE	QTY	RATE
Cardiac Perforation	0	0.00%	1	<0.01%
Conductor Fracture	0	0.00%	12	0.06%
Lead Dislodgement	120	0.57%	81	0.39%
Failure to Capture	17	0.08%	67	0.32%
Oversensing	1	<0.01%	192	0.91%
Failure to Sense	3	0.01%	11	0.05%
Insulation Breach	0	0.00%	9	0.04%
Abnormal Pacing Impedance	0	0.00%	8	0.04%
Extracardiac Stimulation	3	0.01%	1	<0.01%
Other	4	0.02%	5	0.02%
<b>Total</b>	<b>148</b>	<b>0.70%</b>	<b>387</b>	<b>1.84%</b>
<b>Total Returned for Analysis</b>	<b>70</b>		<b>60</b>	

MALFUNCTIONS	QTY	RATE
Conductor Fracture	0	0.00%
Insulation Breach	22	0.10%
Crimps, Welds & Bonds	0	0.00%
Other	1	<0.01%
Extrinsic Factors	46	0.22%
<b>Total</b>	<b>69</b>	<b>0.33%</b>



YEAR	2	4	6	8	10	12	14	AT 170 MONTHS
SURVIVAL PROBABILITY	99.37%	98.94%	98.50%	97.97%	97.36%	96.49%	95.44%	95.05%
± 1 STANDARD ERROR	0.06%	0.08%	0.10%	0.13%	0.17%	0.23%	0.40%	0.56%
SAMPLE SIZE	16,390	12,680	9,690	7,190	4,560	2,280	580	220

\*Optim™ lead insulation is a copolymer of silicone and polyurethane.

# Pacing Leads

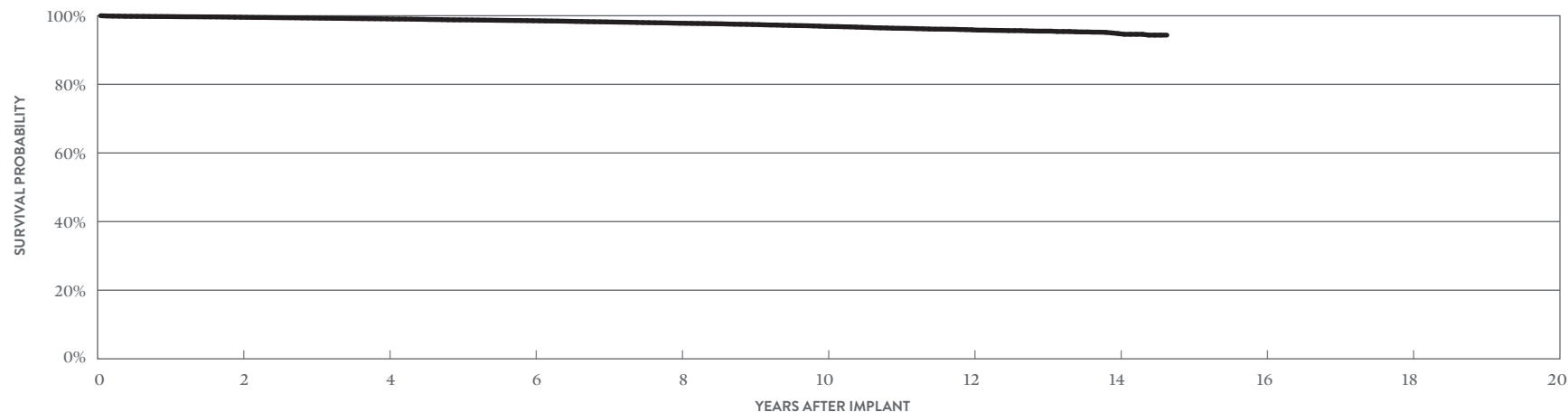
## IsoFlex™ Optim™

### MODEL 1948

US Regulatory Approval	March 2008
Registered US Implants	78,317
Estimated Active US Implants	32,643
Insulation	Optim*
Type and/or Fixation	Passive
Polarity	Bipolar
Steroid	Yes
Number of US Advisories	None

	ACUTE OBSERVATIONS (POST IMPLANT, ≤30 DAYS)		CHRONIC COMPLICATIONS (>30 DAYS)	
	QTY	RATE	QTY	RATE
Cardiac Perforation	5	<0.01%	13	0.02%
Conductor Fracture	1	<0.01%	130	0.17%
Lead Dislodgement	85	0.11%	95	0.12%
Failure to Capture	56	0.07%	309	0.39%
Oversensing	4	<0.01%	572	0.73%
Failure to Sense	2	<0.01%	6	<0.01%
Insulation Breach	4	<0.01%	126	0.16%
Abnormal Pacing Impedance	1	<0.01%	59	0.08%
Extracardiac Stimulation	2	<0.01%	8	0.01%
Other	8	0.01%	34	0.04%
<b>Total</b>	<b>168</b>	<b>0.21%</b>	<b>1352</b>	<b>1.73%</b>
<b>Total Returned for Analysis</b>	<b>72</b>		<b>202</b>	

MALFUNCTIONS	QTY	RATE
Conductor Fracture	20	0.03%
Insulation Breach	169	0.22%
Crimps, Welds & Bonds	0	0.00%
Other	2	<0.01%
Extrinsic Factors	118	0.15%
<b>Total</b>	<b>309</b>	<b>0.39%</b>



YEAR	2	4	6	8	10	12	14	AT 176 MONTHS
SURVIVAL PROBABILITY	99.56%	99.08%	98.54%	97.81%	96.89%	95.90%	94.80%	94.35%
± 1 STANDARD ERROR	0.02%	0.04%	0.05%	0.07%	0.10%	0.14%	0.24%	0.39%
SAMPLE SIZE	61,340	47,870	36,980	26,830	16,490	7,700	2,000	250

\*Optim™ lead insulation is a copolymer of silicone and polyurethane.

# Pacing Leads

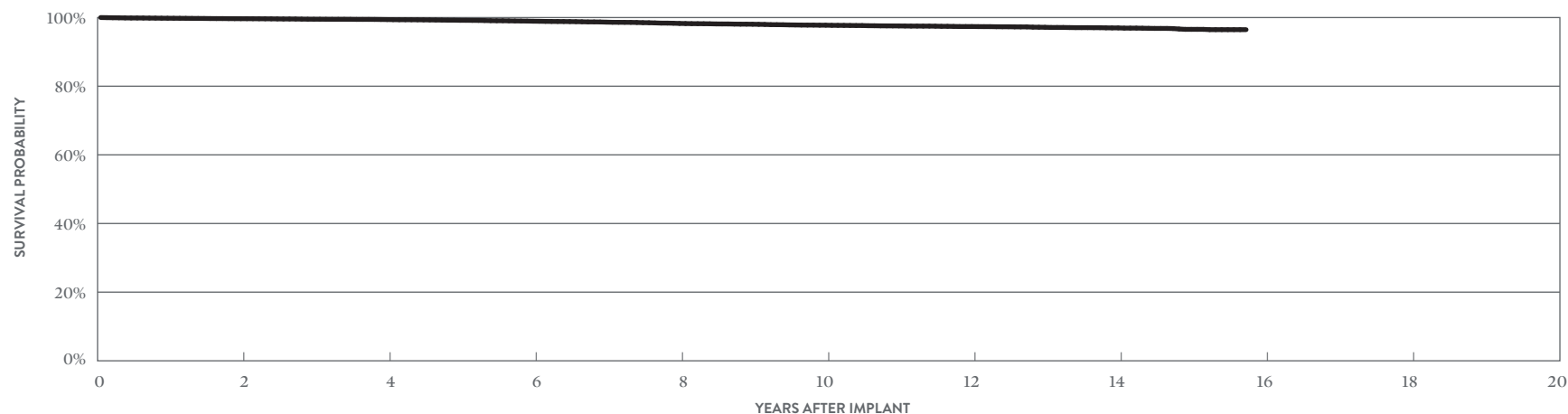
## OptiSense™

### MODELS 1699T & 1699TC

US Regulatory Approval	May 2007
Registered US Implants	23,977
Estimated Active US Implants	6,797
Insulation	Silicone
Type and/or Fixation	Active
Polarity	Bipolar
Steroid	Yes
Number of US Advisories	None

	ACUTE OBSERVATIONS (POST IMPLANT, ≤30 DAYS)		CHRONIC COMPLICATIONS (>30 DAYS)	
	QTY	RATE	QTY	RATE
Cardiac Perforation	1	<0.01%	0	0.00%
Conductor Fracture	0	0.00%	20	0.08%
Lead Dislodgement	4	0.02%	56	0.23%
Failure to Capture	4	0.02%	63	0.26%
Oversensing	3	0.01%	169	0.70%
Failure to Sense	8	0.03%	34	0.14%
Insulation Breach	0	0.00%	11	0.05%
Abnormal Pacing Impedance	0	0.00%	29	0.12%
Extracardiac Stimulation	0	0.00%	3	0.01%
Other	2	<0.01%	11	0.05%
<b>Total</b>	<b>22</b>	<b>0.09%</b>	<b>396</b>	<b>1.65%</b>
<b>Total Returned for Analysis</b>	<b>16</b>		<b>92</b>	

MALFUNCTIONS	QTY	RATE
Conductor Fracture	14	0.06%
Insulation Breach	56	0.23%
Crimps, Welds & Bonds	0	0.00%
Other	0	0.00%
Extrinsic Factors	67	0.28%
<b>Total</b>	<b>137</b>	<b>0.57%</b>



YEAR	2	4	6	8	10	12	14	AT 189 MONTHS
SURVIVAL PROBABILITY	99.66%	99.41%	98.93%	98.28%	97.77%	97.38%	96.98%	96.47%
± 1 STANDARD ERROR	0.04%	0.05%	0.08%	0.11%	0.13%	0.14%	0.16%	0.22%
SAMPLE SIZE	19,480	15,850	13,210	11,150	9,620	8,360	5,640	260

# Pacing Leads

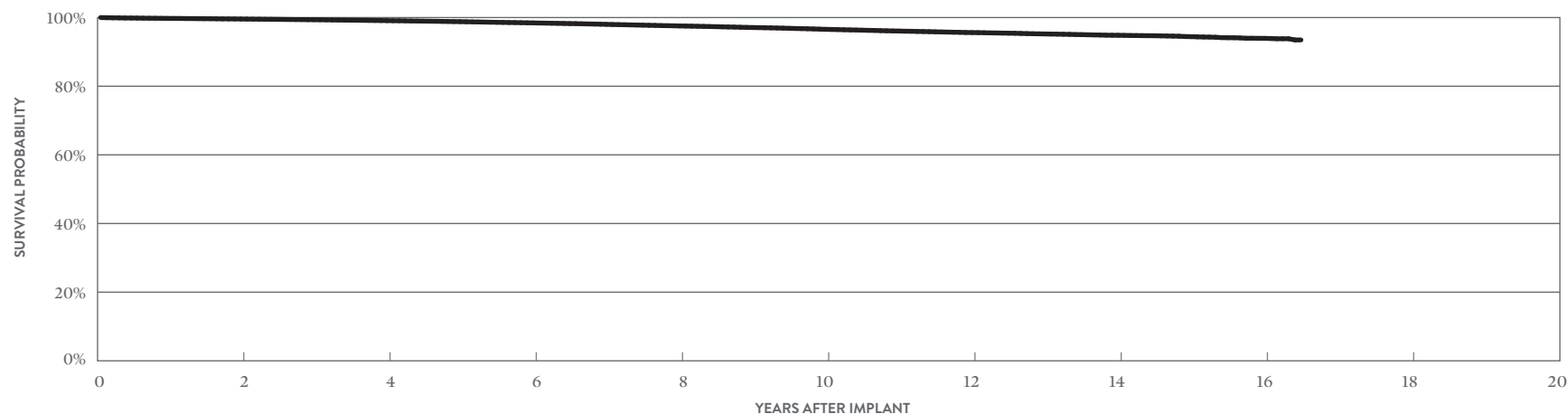
## Tendril™ ST Optim™

### MODELS 1888T & 1888TC

US Regulatory Approval	June 2006
Registered US Implants	315,882
Estimated Active US Implants	95,151
Insulation	Optim™*
Type and/or Fixation	Active
Polarity	Bipolar
Steroid	Yes
Number of US Advisories	None

	ACUTE OBSERVATIONS (POST IMPLANT, ≤30 DAYS)		CHRONIC COMPLICATIONS (>30 DAYS)	
	QTY	RATE	QTY	RATE
Cardiac Perforation	41	0.01%	46	0.01%
Conductor Fracture	8	<0.01%	360	0.11%
Lead Dislodgement	158	0.05%	634	0.20%
Failure to Capture	88	0.03%	1226	0.39%
Oversensing	22	<0.01%	4132	1.31%
Failure to Sense	14	<0.01%	160	0.05%
Insulation Breach	7	<0.01%	535	0.17%
Abnormal Pacing Impedance	10	<0.01%	324	0.10%
Extracardiac Stimulation	5	<0.01%	48	0.02%
Other	42	0.01%	202	0.06%
<b>Total</b>	<b>395</b>	<b>0.13%</b>	<b>7667</b>	<b>2.43%</b>
<b>Total Returned for Analysis</b>	<b>207</b>		<b>1710</b>	

MALFUNCTIONS	QTY	RATE
Conductor Fracture	56	0.02%
Insulation Breach	1291	0.41%
Crimps, Welds & Bonds	1	<0.01%
Other	18	<0.01%
Extrinsic Factors	995	0.31%
<b>Total</b>	<b>2361</b>	<b>0.75%</b>



YEAR	2	4	6	8	10	12	14	16	AT 198 MONTHS
SURVIVAL PROBABILITY	99.57%	99.10%	98.44%	97.55%	96.57%	95.62%	94.83%	93.94%	93.48%
± 1 STANDARD ERROR	0.01%	0.02%	0.03%	0.04%	0.05%	0.06%	0.07%	0.12%	0.37%
SAMPLE SIZE	255,750	206,770	170,460	141,820	110,980	79,620	42,250	7,250	200

\*Optim™ lead insulation is a copolymer of silicone and polyurethane.

# Pacing Leads

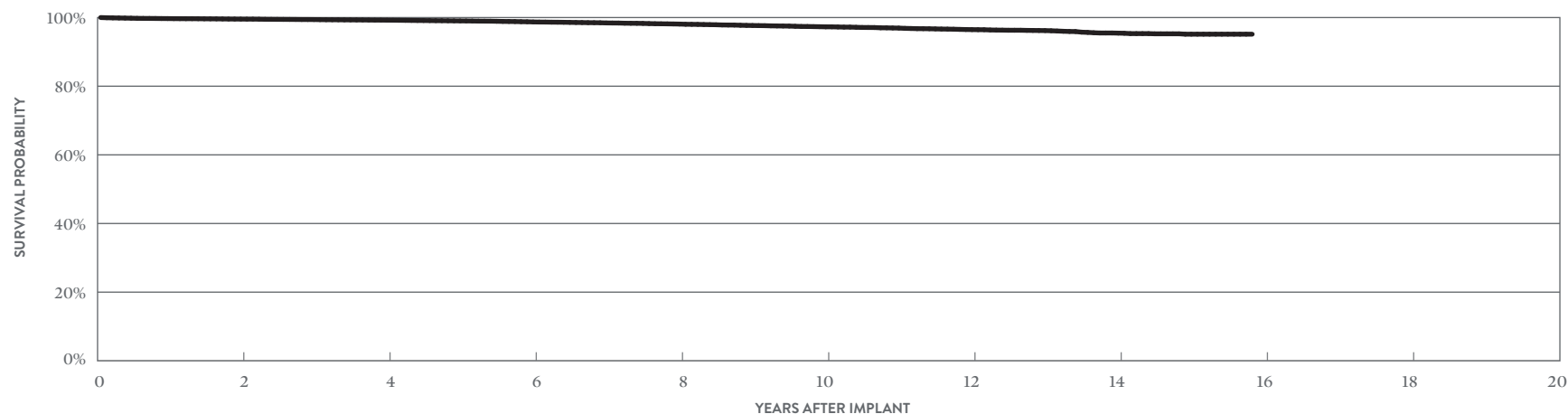
## Tendril™ ST Optim™

### MODELS 1882T & 1882TC

US Regulatory Approval	June 2006
Registered US Implants	50,307
Estimated Active US Implants	18,632
Insulation	Optim™*
Type and/or Fixation	Active
Polarity	Bipolar
Steroid	Yes
Number of US Advisories	None

	ACUTE OBSERVATIONS (POST IMPLANT, ≤30 DAYS)		CHRONIC COMPLICATIONS (>30 DAYS)	
	QTY	RATE	QTY	RATE
Cardiac Perforation	4	<0.01%	4	<0.01%
Conductor Fracture	0	0.00%	26	0.05%
Lead Dislodgement	49	0.10%	172	0.34%
Failure to Capture	12	0.02%	142	0.28%
Oversensing	6	0.01%	465	0.92%
Failure to Sense	4	<0.01%	32	0.06%
Insulation Breach	0	0.00%	61	0.12%
Abnormal Pacing Impedance	1	<0.01%	35	0.07%
Extracardiac Stimulation	0	0.00%	4	<0.01%
Other	15	0.03%	33	0.07%
<b>Total</b>	<b>91</b>	<b>0.18%</b>	<b>974</b>	<b>1.94%</b>
<b>Total Returned for Analysis</b>	<b>49</b>		<b>217</b>	

MALFUNCTIONS	QTY	RATE
Conductor Fracture	2	<0.01%
Insulation Breach	117	0.23%
Crimps, Welds & Bonds	0	0.00%
Other	3	<0.01%
Extrinsic Factors	153	0.30%
<b>Total</b>	<b>275</b>	<b>0.55%</b>



YEAR	2	4	6	8	10	12	14	AT 190 MONTHS
SURVIVAL PROBABILITY	99.55%	99.23%	98.72%	98.10%	97.29%	96.48%	95.46%	95.15%
± 1 STANDARD ERROR	0.03%	0.04%	0.06%	0.08%	0.10%	0.14%	0.21%	0.26%
SAMPLE SIZE	41,790	34,650	28,470	21,800	14,540	8,170	3,220	210

\*Optim™ lead insulation is a copolymer of silicone and polyurethane.

# Pacing Leads

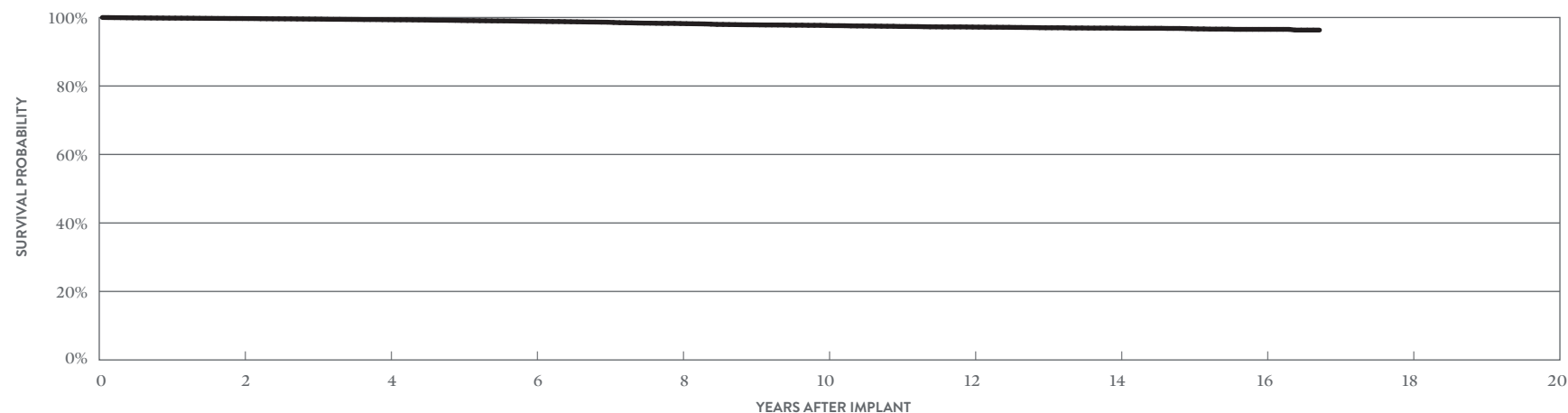
## Tendril™

### MODELS 1782T & 1782TC

US Regulatory Approval	February 2006
Registered US Implants	16,575
Estimated Active US Implants	4,227
Insulation	Silicone
Type and/or Fixation	Active
Polarity	Bipolar
Steroid	Yes
Number of US Advisories	None

	ACUTE OBSERVATIONS (POST IMPLANT, ≤30 DAYS)		CHRONIC COMPLICATIONS (>30 DAYS)	
	QTY	RATE	QTY	RATE
Cardiac Perforation	6	0.04%	0	0.00%
Conductor Fracture	0	0.00%	6	0.04%
Lead Dislodgement	13	0.08%	54	0.33%
Failure to Capture	5	0.03%	58	0.35%
Oversensing	0	0.00%	84	0.51%
Failure to Sense	0	0.00%	10	0.06%
Insulation Breach	0	0.00%	7	0.04%
Abnormal Pacing Impedance	2	0.01%	19	0.11%
Extracardiac Stimulation	1	<0.01%	1	<0.01%
Other	2	0.01%	5	0.03%
<b>Total</b>	<b>29</b>	<b>0.17%</b>	<b>244</b>	<b>1.47%</b>
<b>Total Returned for Analysis</b>	<b>16</b>		<b>73</b>	

MALFUNCTIONS	QTY	RATE
Conductor Fracture	1	<0.01%
Insulation Breach	51	0.31%
Crimps, Welds & Bonds	0	0.00%
Other	0	0.00%
Extrinsic Factors	51	0.31%
<b>Total</b>	<b>103</b>	<b>0.62%</b>



YEAR	2	4	6	8	10	12	14	16	AT 201 MONTHS
SURVIVAL PROBABILITY	99.70%	99.36%	98.89%	98.23%	97.67%	97.21%	96.88%	96.54%	96.33%
± 1 STANDARD ERROR	0.04%	0.07%	0.10%	0.14%	0.17%	0.19%	0.21%	0.25%	0.32%
SAMPLE SIZE	13,400	10,630	8,420	6,860	5,830	4,900	3,400	1,430	240

# Pacing Leads

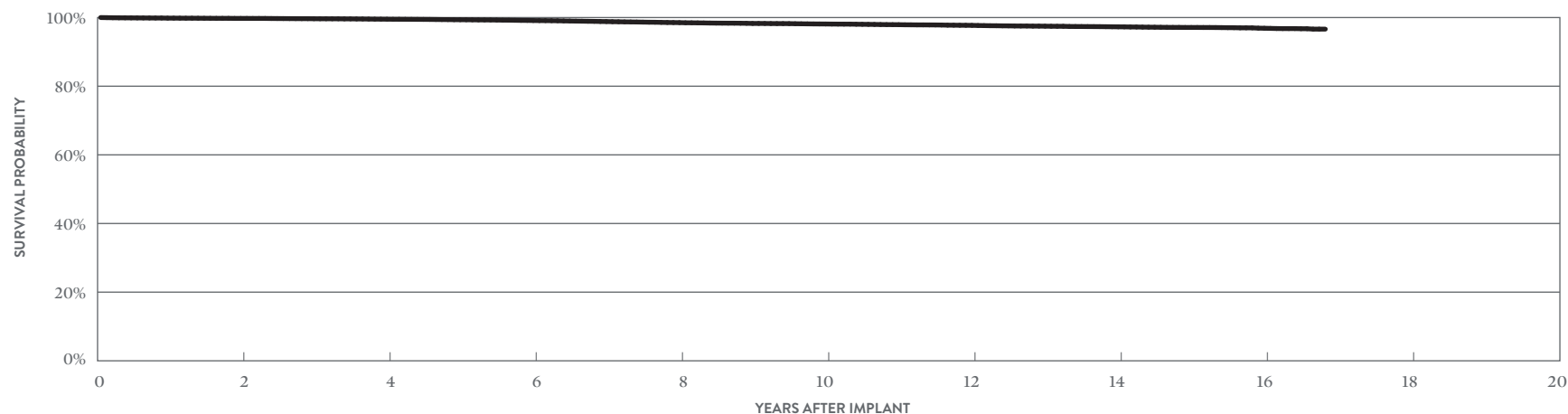
## Tendril™

### MODELS 1788T & 1788TC

US Regulatory Approval	February 2006
Registered US Implants	65,624
Estimated Active US Implants	16,398
Insulation	Silicone
Type and/or Fixation	Active
Polarity	Bipolar
Steroid	Yes
Number of US Advisories	None

	ACUTE OBSERVATIONS (POST IMPLANT, ≤30 DAYS)		CHRONIC COMPLICATIONS (>30 DAYS)	
	QTY	RATE	QTY	RATE
Cardiac Perforation	12	0.02%	8	0.01%
Conductor Fracture	1	<0.01%	40	0.06%
Lead Dislodgement	31	0.05%	80	0.12%
Failure to Capture	31	0.05%	214	0.33%
Oversensing	4	<0.01%	307	0.47%
Failure to Sense	2	<0.01%	26	0.04%
Insulation Breach	1	<0.01%	37	0.06%
Abnormal Pacing Impedance	9	0.01%	58	0.09%
Extracardiac Stimulation	2	<0.01%	8	0.01%
Other	20	0.03%	37	0.06%
<b>Total</b>	<b>113</b>	<b>0.17%</b>	<b>815</b>	<b>1.24%</b>
<b>Total Returned for Analysis</b>	<b>49</b>		<b>178</b>	

MALFUNCTIONS	QTY	RATE
Conductor Fracture	10	0.02%
Insulation Breach	147	0.22%
Crimps, Welds & Bonds	1	<0.01%
Other	1	<0.01%
Extrinsic Factors	110	0.17%
<b>Total</b>	<b>269</b>	<b>0.41%</b>



YEAR	2	4	6	8	10	12	14	16	AT 202 MONTHS
SURVIVAL PROBABILITY	99.75%	99.52%	99.13%	98.52%	98.12%	97.72%	97.29%	96.88%	96.63%
± 1 STANDARD ERROR	0.02%	0.03%	0.04%	0.06%	0.08%	0.09%	0.10%	0.12%	0.17%
SAMPLE SIZE	52,450	41,050	32,990	27,190	23,490	20,710	16,690	8,540	280

# Pacing Leads

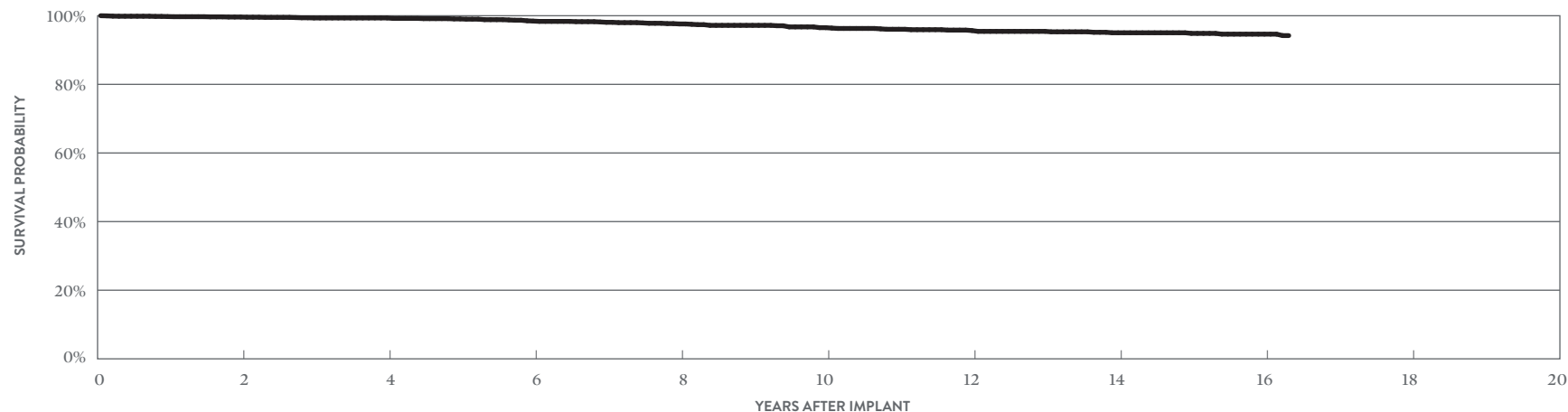
## IsoFlex™ P

### MODEL 1648T

US Regulatory Approval	April 2005
Registered US Implants	2,836
Estimated Active US Implants	652
Insulation	Polyurethane
Type and/or Fixation	Passive
Polarity	Bipolar
Steroid	Yes
Number of US Advisories	None

	ACUTE OBSERVATIONS (POST IMPLANT, ≤30 DAYS)		CHRONIC COMPLICATIONS (>30 DAYS)	
	QTY	RATE	QTY	RATE
Cardiac Perforation	0	0.00%	0	0.00%
Conductor Fracture	0	0.00%	7	0.25%
Lead Dislodgement	2	0.07%	2	0.07%
Failure to Capture	2	0.07%	17	0.60%
Oversensing	0	0.00%	3	0.11%
Failure to Sense	1	0.04%	1	0.04%
Insulation Breach	0	0.00%	14	0.49%
Abnormal Pacing Impedance	0	0.00%	4	0.14%
Extracardiac Stimulation	1	0.04%	0	0.00%
Other	0	0.00%	6	0.21%
<b>Total</b>	<b>6</b>	<b>0.21%</b>	<b>54</b>	<b>1.90%</b>
<b>Total Returned for Analysis</b>	<b>1</b>		<b>8</b>	

MALFUNCTIONS	QTY	RATE
Conductor Fracture	0	0.00%
Insulation Breach	19	0.67%
Crimps, Welds & Bonds	0	0.00%
Other	2	0.07%
Extrinsic Factors	6	0.21%
<b>Total</b>	<b>27</b>	<b>0.95%</b>



YEAR	2	4	6	8	10	12	14	16	AT 196 MONTHS
SURVIVAL PROBABILITY	99.62%	99.35%	98.44%	97.60%	96.52%	95.68%	95.03%	94.63%	94.21%
± 1 STANDARD ERROR	0.13%	0.18%	0.30%	0.41%	0.54%	0.61%	0.68%	0.73%	0.84%
SAMPLE SIZE	2,130	1,630	1,260	1,020	870	790	700	390	210



# Pacing Leads

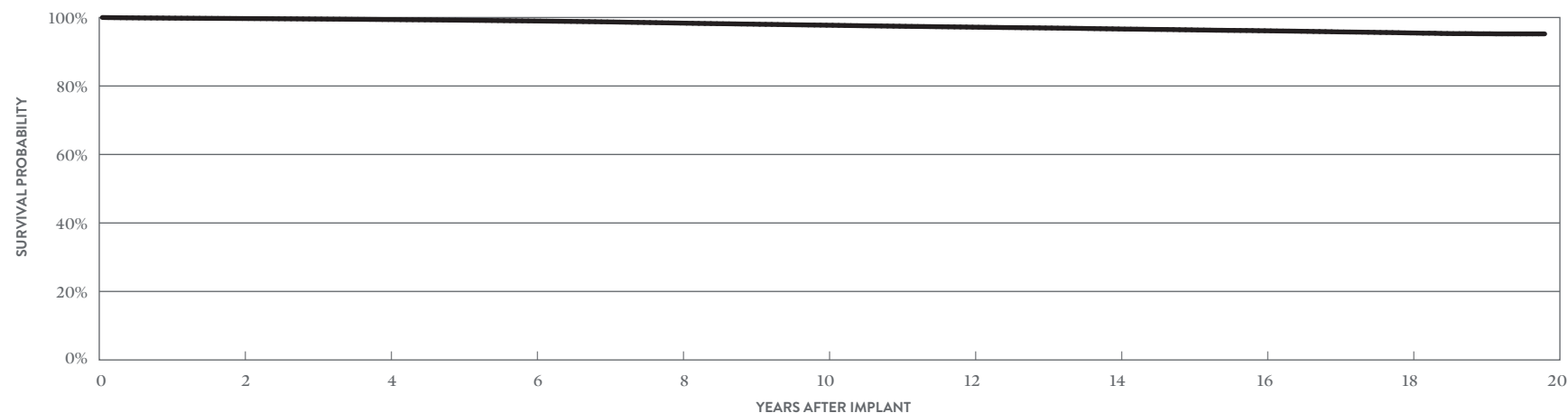
## Tendril™ SDX

### MODELS 1688T & 1688TC

US Regulatory Approval	June 2003
Registered US Implants	494,431
Estimated Active US Implants	126,701
Insulation	Silicone
Type and/or Fixation	Active
Polarity	Bipolar
Steroid	Yes
Number of US Advisories	None

	ACUTE OBSERVATIONS (POST IMPLANT, ≤30 DAYS)		CHRONIC COMPLICATIONS (>30 DAYS)	
	QTY	RATE	QTY	RATE
Cardiac Perforation	81	0.02%	46	<0.01%
Conductor Fracture	6	<0.01%	649	0.13%
Lead Dislodgement	322	0.07%	653	0.13%
Failure to Capture	203	0.04%	1997	0.40%
Oversensing	24	<0.01%	2559	0.52%
Failure to Sense	34	<0.01%	195	0.04%
Insulation Breach	10	<0.01%	273	0.06%
Abnormal Pacing Impedance	30	<0.01%	725	0.15%
Extracardiac Stimulation	8	<0.01%	53	0.01%
Other	68	0.01%	234	0.05%
<b>Total</b>	<b>786</b>	<b>0.16%</b>	<b>7384</b>	<b>1.49%</b>
<b>Total Returned for Analysis</b>	<b>353</b>		<b>1715</b>	

MALFUNCTIONS	QTY	RATE
Conductor Fracture	226	0.05%
Insulation Breach	1225	0.25%
Crimps, Welds & Bonds	2	<0.01%
Other	21	<0.01%
Extrinsic Factors	898	0.18%
<b>Total</b>	<b>2372</b>	<b>0.48%</b>



YEAR	2	4	6	8	10	12	14	16	18	AT 238 MONTHS
<b>SURVIVAL PROBABILITY</b>	99.70%	99.40%	98.98%	98.37%	97.75%	97.18%	96.65%	96.13%	95.49%	95.22%
<b>± 1 STANDARD ERROR</b>	0.01%	0.01%	0.02%	0.02%	0.03%	0.04%	0.04%	0.05%	0.07%	0.10%
<b>SAMPLE SIZE</b>	401,600	319,060	252,660	196,960	147,860	110,040	78,750	50,460	20,870	250

SUMMARY INFORMATION  
Pacing Leads

## Pacing Leads

### Survival Probability Summary

MODELS	FAMILY	1 YEAR	2 YEAR	3 YEAR	4 YEAR	5 YEAR	6 YEAR	7 YEAR	8 YEAR	9 YEAR	10 YEAR
LPA1200M	Tendril MRI™	99.73%	99.54%	99.34%	99.11%	98.83%	98.57%	98.32%	98.05%	97.27%	96.76%
2088TC	Tendril™ STS	99.67%	99.45%	99.24%	99.03%	98.81%	98.57%	98.31%	97.99%	97.63%	97.15%
1999	OptiSense™ Optim™	99.66%	99.46%	99.26%	99.06%	98.81%	98.55%	98.20%	97.89%	97.42%	96.87%
1944	IsoFlex™ Optim™	99.58%	99.37%	99.14%	98.94%	98.75%	98.50%	98.20%	97.97%	97.62%	97.36%
1948	IsoFlex™ Optim™	99.76%	99.56%	99.33%	99.08%	98.79%	98.54%	98.20%	97.81%	97.44%	96.89%
1699T/TC	OptiSense™	99.80%	99.66%	99.51%	99.41%	99.19%	98.93%	98.66%	98.28%	98.05%	97.77%
1888T/TC	Tendril™ ST Optim™	99.75%	99.57%	99.36%	99.10%	98.80%	98.44%	98.02%	97.55%	97.09%	96.57%
1882T/TC	Tendril™ ST Optim™	99.70%	99.55%	99.41%	99.23%	99.02%	98.72%	98.43%	98.10%	97.68%	97.29%
1782T/TC	Tendril™	99.82%	99.70%	99.54%	99.36%	99.13%	98.89%	98.63%	98.23%	97.87%	97.67%
1788T/TC	Tendril™	99.83%	99.75%	99.65%	99.52%	99.36%	99.13%	98.83%	98.52%	98.28%	98.12%
1648T	IsoFlex™ P	99.76%	99.62%	99.35%	99.35%	99.07%	98.44%	98.08%	97.60%	97.19%	96.52%
1688T/TC	Tendril™ SDX	99.82%	99.70%	99.56%	99.40%	99.21%	98.98%	98.72%	98.37%	98.06%	97.75%

# Pacing Leads

## Acute Observation Summary

### POST IMPLANT ≤30 DAYS

MODELS	US REGULATORY APPROVAL	REGISTERED US IMPLANTS	ESTIMATED ACTIVE US IMPLANTS	CARDIAC PERFORATION		CONDUCTOR FRACTURE		LEAD DISLOJEMENT		FAILURE TO CAPTURE		OVERSENSING		FAILURE TO SENSE		INSULATION BREACH		ABNORMAL PACING IMPEDANCE		EXTRACARDIAC STIMULATION		OTHER		TOTAL		TOTAL RETURNED FOR ANALYSIS
				QTY	RATE	QTY	RATE	QTY	RATE	QTY	RATE	QTY	RATE	QTY	RATE	QTY	RATE	QTY	RATE	QTY	RATE	QTY	RATE	QTY	RATE	
LPA1200M	Jan-17	193,907	116,258	55	0.03%	3	<0.01%	410	0.21%	67	0.03%	20	0.01%	27	0.01%	2	<0.01%	2	<0.01%	8	<0.01%	62	0.03%	656	0.34%	242
2088TC	May-09	1,150,794	596,518	283	0.02%	11	<0.01%	1688	0.15%	508	0.04%	132	0.01%	67	<0.01%	25	<0.01%	64	<0.01%	16	<0.01%	232	0.02%	3026	0.26%	1036
1999	Oct-09	48,416	19,733	5	0.01%	0	0.00%	64	0.13%	8	0.02%	10	0.02%	3	<0.01%	1	<0.01%	0	0.00%	0	0.00%	14	0.03%	105	0.22%	59
1944	Mar-08	21,017	8,877	0	0.00%	0	0.00%	120	0.57%	17	0.08%	1	<0.01%	3	0.01%	0	0.00%	0	0.00%	3	0.01%	4	0.02%	148	0.70%	70
1948	Mar-08	78,317	32,643	5	<0.01%	1	<0.01%	85	0.11%	56	0.07%	4	<0.01%	2	<0.01%	4	<0.01%	1	<0.01%	2	<0.01%	8	0.01%	168	0.21%	72
1699T/TC	May-07	23,977	6,797	1	<0.01%	0	0.00%	4	0.02%	4	0.02%	3	0.01%	8	0.03%	0	0.00%	0	0.00%	0	0.00%	2	<0.01%	22	0.09%	16
1888T/TC	Jun-06	315,882	95,151	41	0.01%	8	<0.01%	158	0.05%	88	0.03%	22	<0.01%	14	<0.01%	7	<0.01%	10	<0.01%	5	<0.01%	42	0.01%	395	0.13%	207
1882T/TC	Jun-06	50,307	18,632	4	<0.01%	0	0.00%	49	0.10%	12	0.02%	6	0.01%	4	<0.01%	0	0.00%	1	<0.01%	0	0.00%	15	0.03%	91	0.18%	49
1782T/TC	Feb-06	16,575	4,227	6	0.04%	0	0.00%	13	0.08%	5	0.03%	0	0.00%	0	0.00%	0	0.00%	2	0.01%	1	<0.01%	2	0.01%	29	0.17%	16
1788T/TC	Feb-06	65,624	16,398	12	0.02%	1	<0.01%	31	0.05%	31	0.05%	4	<0.01%	2	<0.01%	1	<0.01%	9	0.01%	2	<0.01%	20	0.03%	113	0.17%	49
1648T	Apr-05	2,836	652	0	0.00%	0	0.00%	2	0.07%	2	0.07%	0	0.00%	1	0.04%	0	0.00%	0	0.00%	1	0.04%	0	0.00%	6	0.21%	1
1688T/TC	Jun-03	494,431	126,701	81	0.02%	6	<0.01%	322	0.07%	203	0.04%	24	<0.01%	34	<0.01%	10	<0.01%	30	<0.01%	8	<0.01%	68	0.01%	786	0.16%	353

# Chronic Complication Summary

### >30 DAYS

MODELS	US REGULATORY APPROVAL	REGISTERED US IMPLANTS	ESTIMATED ACTIVE US IMPLANTS	CARDIAC PERFORATION		CONDUCTOR FRACTURE		LEAD DISLOJEMENT		FAILURE TO CAPTURE		OVERSENSING		FAILURE TO SENSE		INSULATION BREACH		ABNORMAL PACING IMPEDANCE		EXTRACARDIAC STIMULATION		OTHER		TOTAL		TOTAL RETURNED FOR ANALYSIS
				QTY	RATE	QTY	RATE	QTY	RATE	QTY	RATE	QTY	RATE	QTY	RATE	QTY	RATE	QTY	RATE	QTY	RATE	QTY	RATE	QTY	RATE	
LPA1200M	Jan-17	193,907	116,258	22	0.01%	108	0.06%	511	0.26%	334	0.17%	675	0.35%	55	0.03%	34	0.02%	80	0.04%	12	<0.01%	47	0.02%	1878	0.97%	508
2088TC	May-09	1,150,794	596,518	155	0.01%	523	0.05%	2712	0.24%	2313	0.20%	7487	0.65%	306	0.03%	517	0.04%	536	0.05%	102	<0.01%	413	0.04%	15064	1.31%	3827
1999	Oct-09	48,416	19,733	2	<0.01%	22	0.05%	197	0.41%	124	0.26%	611	1.26%	53	0.11%	60	0.12%	24	0.05%	2	<0.01%	29	0.06%	1124	2.32%	288
1944	Mar-08	21,017	8,877	1	<0.01%	12	0.06%	81	0.39%	67	0.32%	192	0.91%	11	0.05%	9	0.04%	8	0.04%	1	<0.01%	5	0.02%	387	1.84%	60
1948	Mar-08	78,317	32,643	13	0.02%	130	0.17%	95	0.12%	309	0.39%	572	0.73%	6	<0.01%	126	0.16%	59	0.08%	8	0.01%	34	0.04%	1352	1.73%	202
1699T/TC	May-07	23,977	6,797	0	0.00%	20	0.08%	56	0.23%	63	0.26%	169	0.70%	34	0.14%	11	0.05%	29	0.12%	3	0.01%	11	0.05%	396	1.65%	92
1888T/TC	Jun-06	315,882	95,151	46	0.01%	360	0.11%	634	0.20%	1226	0.39%	4132	1.31%	160	0.05%	535	0.17%	324	0.10%	48	0.02%	202	0.06%	7667	2.43%	1710
1882T/TC	Jun-06	50,307	18,632	4	<0.01%	26	0.05%	172	0.34%	142	0.28%	465	0.92%	32	0.06%	61	0.12%	35	0.07%	4	<0.01%	33	0.07%	974	1.94%	217
1782T/TC	Feb-06	16,575	4,227	0	0.00%	6	0.04%	54	0.33%	58	0.35%	84	0.51%	10	0.06%	7	0.04%	19	0.11%	1	<0.01%	5	0.03%	244	1.47%	73
1788T/TC	Feb-06	65,624	16,398	8	0.01%	40	0.06%	80	0.12%	214	0.33%	307	0.47%	26	0.04%	37	0.06%	58	0.09%	8	0.01%	37	0.06%	815	1.24%	178
1648T	Apr-05	2,836	652	0	0.00%	7	0.25%	2	0.07%	17	0.60%	3	0.11%	1	0.04%	14	0.49%	4	0.14%	0	0.00%	6	0.21%	54	1.90%	8
1688T/TC	Jun-03	494,431	126,701	46	<0.01%	649	0.13%	653	0.13%	1997	0.40%	2559	0.52%	195	0.04%	273	0.06%	725	0.15%	53	0.01%	234	0.05%	7384	1.49%	1715

Definitions of observations and complications can be found on [page 7](#).

## Pacing Leads U.S. Malfunction Summary

MODELS	REGISTERED US IMPLANTS	PERCENT RETURNED FOR ANALYSIS	CONDUCTOR FRACTURE		INSULATION BREACH		CRIMPS, WELDS & BONDS		OTHER		EXTRINSIC FACTORS		TOTAL	
			QTY	RATE	QTY	RATE	QTY	RATE	QTY	RATE	QTY	RATE	QTY	RATE
LPA1200M	193,907	3.10%	65	0.03%	114	0.06%	0	0.00%	7	<0.01%	322	0.17%	508	0.26%
2088TC	1,150,794	4.20%	126	0.01%	1549	0.13%	0	0.00%	35	<0.01%	2531	0.22%	4241	0.37%
1999	48,416	5.80%	7	0.01%	116	0.24%	0	0.00%	7	0.01%	202	0.42%	332	0.69%
1944	21,017	8.90%	0	0.00%	22	0.10%	0	0.00%	1	<0.01%	46	0.22%	69	0.33%
1948	78,317	5.00%	20	0.03%	169	0.22%	0	0.00%	2	<0.01%	118	0.15%	309	0.39%
1699T/TC	23,977	6.00%	14	0.06%	56	0.23%	0	0.00%	0	0.00%	67	0.28%	137	0.57%
1888T/TC	315,882	5.60%	56	0.02%	1291	0.41%	1	<0.01%	18	<0.01%	995	0.31%	2361	0.75%
1882T/TC	50,307	4.80%	2	<0.01%	117	0.23%	0	0.00%	3	<0.01%	153	0.30%	275	0.55%
1782T/TC	16,575	5.90%	1	<0.01%	51	0.31%	0	0.00%	0	0.00%	51	0.31%	103	0.62%
1788T/TC	65,624	6.20%	10	0.02%	147	0.22%	1	<0.01%	1	<0.01%	110	0.17%	269	0.41%
1648T	2,836	6.50%	0	0.00%	19	0.67%	0	0.00%	2	0.07%	6	0.21%	27	0.95%
1688T/TC	494,431	5.80%	226	0.05%	1225	0.25%	2	<0.01%	21	<0.01%	898	0.18%	2372	0.48%

Definitions of malfunction categories can be found on [pages 8-9](#).

## Pacing Leads

### Worldwide Malfunction Summary

MODELS	WORLDWIDE SALES	PERCENT RETURNED FOR ANALYSIS	CONDUCTOR FRACTURE		INSULATION BREACH		CRIMPS, WELDS & BONDS		OTHER		EXTRINSIC FACTORS		TOTAL	
			QTY	RATE	QTY	RATE	QTY	RATE	QTY	RATE	QTY	RATE	QTY	RATE
LPA1200M	523,918	1.29%	101	0.02%	181	0.03%	0	0.00%	17	<0.01%	443	0.08%	<b>742</b>	<b>0.14%</b>
2088TC	4,116,977	1.21%	168	<0.01%	1904	0.05%	0	0.00%	99	<0.01%	3282	0.08%	<b>5453</b>	<b>0.13%</b>
1888T/TC	1,161,071	1.73%	77	0.01%	1477	0.13%	1	<0.01%	37	<0.01%	1361	0.12%	<b>2953</b>	<b>0.25%</b>

Definitions of malfunction categories can be found on [pages 8-9](#).

# Implantable Cardiac Monitors (ICM) Devices

## Implantable Cardiac Monitors (ICMs) Devices

### Survival Probability Summary

#### INCLUDING NORMAL BATTERY DEPLETION

MODELS	FAMILY	1 YEAR	2 YEAR	3 YEAR	4 YEAR	5 YEAR	6 YEAR	7 YEAR	8 YEAR	9 YEAR	10 YEAR
DM4500	Jot Dx™ ICM	99.98%									
DM3500	Confirm Rx™ ICM	99.89%	99.12%	98.85%	98.81%	98.81%					
DM2102	SJM Confirm™ ICM	99.26%	98.70%	97.30%	95.69%	95.53%	95.43%	95.43%	95.43%		
DM2100	SJM Confirm™ ICM	98.31%	97.28%	96.33%	88.00%	80.71%	78.81%	77.81%	77.45%	77.35%	77.21%

#### EXCLUDING NORMAL BATTERY DEPLETION

MODELS	FAMILY	1 YEAR	2 YEAR	3 YEAR	4 YEAR	5 YEAR	6 YEAR	7 YEAR	8 YEAR	9 YEAR	10 YEAR
DM4500	Jot Dx™ ICM	99.98%									
DM3500	Confirm Rx™ ICM	99.90%	99.89%	99.89%	99.89%	99.89%					
DM2102	SJM Confirm™ ICM	99.87%	99.64%	98.66%	98.55%	98.55%	98.55%	98.55%	98.55%		
DM2100	SJM Confirm™ ICM	99.29%	98.89%	98.74%	98.32%	98.22%	98.22%	98.22%	98.22%	98.22%	98.22%



## Implantable Cardiac Monitors (ICMs) Devices

### US Malfunction Summary

MODELS	FAMILY	REGISTERED US IMPLANTS	PERCENT RETURNED FOR ANALYSIS	ELECTRICAL COMPONENT		ELECTRICAL INTERCONNECT		BATTERY		SOFTWARE/ FIRMWARE		MECHANICAL		POSSIBLE EARLY BATTERY DEPLETION		OTHER		TOTAL	
				QTY	RATE	QTY	RATE	QTY	RATE	QTY	RATE	QTY	RATE	QTY	RATE	QTY	RATE	QTY	RATE
DM4500	Jot Dx™ ICM	23,060	1.40%	1	<0.01%	0	0.00%	0	0.00%	0	0.00%	0	0.00%	0	0.00%	1	<0.01%	2	<0.01%
DM3500	Confirm Rx™ ICM	97,733	4.90%	11	0.01%	10	0.01%	0	0.00%	0	0.00%	2	<0.01%	9	<0.01%	7	<0.01%	39	0.04%
DM2102	SJM Confirm™ ICM	5,873	14.90%	19	0.32%	0	0.00%	1	0.02%	0	0.00%	0	0.00%	1	0.02%	5	0.09%	26	0.44%
DM2100	SJM Confirm™ ICM	18,687	17.90%	15	0.08%	1	<0.01%	20	0.11%	10	0.05%	0	0.00%	7	0.04%	42	0.22%	95	0.51%

Definitions of malfunction categories can be found on [pages 5-6](#).

## Focus on Clinical Performance

## ICD Premature Battery Depletion Advisory Update – December 2023

Since the original October 2016 communication, Abbott (formerly St. Jude Medical) has continued to analyze and review the performance data from the affected device population. The rates reported below summarize performance data through August 31, 2023.

Importantly, the information contained in this notice has not altered our previously communicated patient management recommendations. This information is intended to keep you informed of our continuous analysis of all products returned to the company.

### RATES

The table below summarizes the updated worldwide experience for the affected devices that were returned for product analysis due to premature battery depletion (PBD). The table includes the updated data through August 31, 2023. All events reported since August 31, 2022 were classified as “No Harm Reported/Additional Surgery Only”; there were no reports of Loss of Pacing or Loss of Defibrillation.

WORLDWIDE PATIENT IMPACT	NUMBER / RATE THROUGH AUGUST 31, 2023
No Harm Reported/Additional Surgery Only*	9,538/2.392%
Loss of Pacing – Minor (Dizziness)	60/0.015%
Loss of Pacing – Major (Syncope)	29/<0.01%
Loss of Defibrillation – Emergency	4/<0.01%
Loss of Defibrillation – Death	2/<0.01%
<b>Grand Total</b>	<b>9,633/2.416%</b>
<b>Total Units Sold</b>	<b>398,740</b>

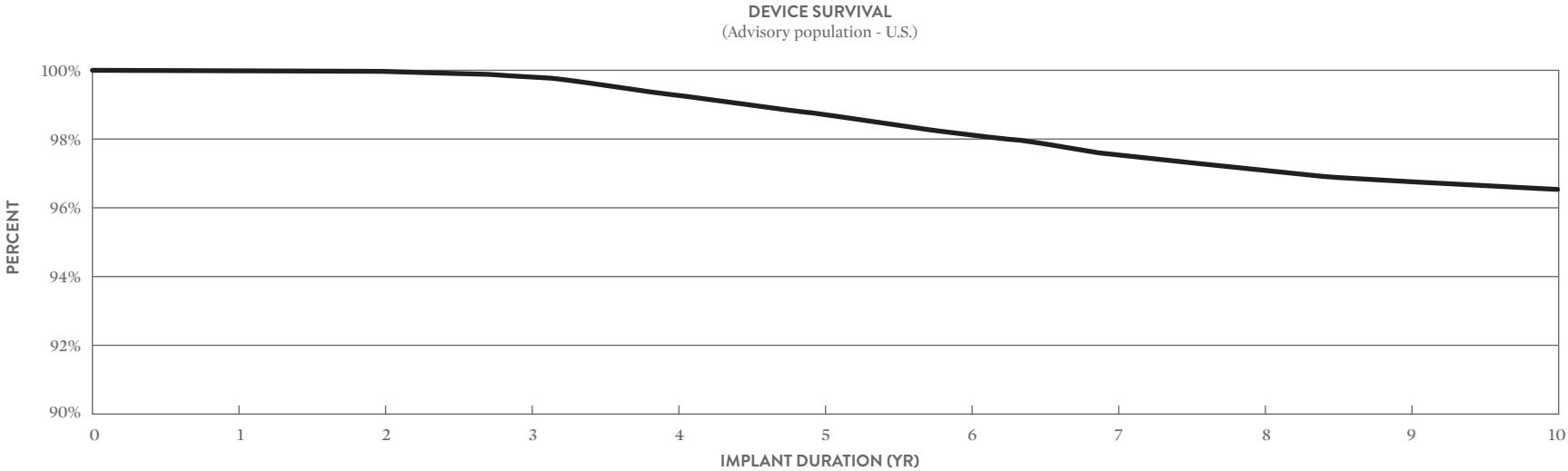
*\*All impacts in this table were related to a replacement surgery, as the data are from units explanted and returned for analysis. The category “No Harm Reported/Additional Surgery Only” means there was no associated report of patient symptoms in addition to the replacement of the affected unit.*

*Note: The calculation also includes investigations associated with the Battery Performance Alert notifications. These are reflected in the “No Harm Reported/Additional Surgery Only” category.*

# Focus on Clinical Performance

Estimated Performance of Affected Fortify™ Implantable Cardioverter Defibrillator (ICD), Fortify Assura™ ICD, Quadra Assura™ Cardiac Resynchronization Therapy Defibrillator (CRT-D), Unify™ CRT-D, Unify Assura™ CRT-D and Unify Quadra™ CRT-D Devices

TEN-YEAR COMBINED KAPLAN-MEIER SURVIVAL CURVE OF FREEDOM FROM PREMATURE BATTERY DEPLETION ASSOCIATED WITH LITHIUM DEPOSITS IN AFFECTED U.S. ADVISORY DEVICE POPULATION



YEAR	1	2	3	4	5	6	7	8	9	10
SURVIVAL PROBABILITY	99.997%	99.970%	99.750%	99.233%	98.588%	97.947%	97.383%	96.942%	96.704%	96.568%
SAMPLE SIZE	227,000	210,000	197,000	185,000	173,000	165,000	147,000	121,000	88,000	60,500

## SURVIVAL CALCULATION GENERAL METHODS

Internal modeling based on an analysis of field returns related to premature battery depletions associated with lithium clusters; updated with data through August 31, 2023.

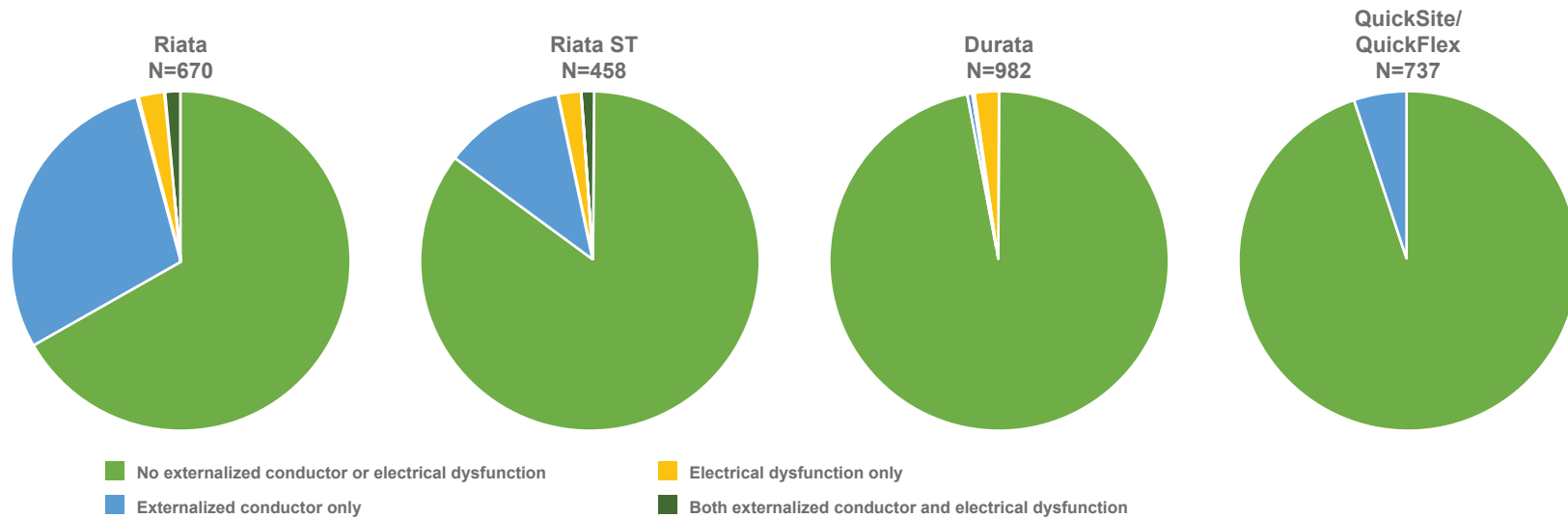
## Non-Advisory Population Update

Fortify™, Fortify Assura™, Quadra Assura™, Quadra Assura MP™, Unify™, Unify Assura™ and Unify Quadra™ Devices manufactured after May 23, 2015 were built with an improved battery design with additional insulation and thus not included in the advisory population. Information regarding the performance of the non-advisory devices is provided throughout this Product Performance Report, consistent with previous editions. Please refer to the specific model number and advisory designation in the associated CRT or ICD device sections of the report (beginning with page 11 or page 71 respectively).

## Update on Riata™ Lead Performance

### REGISTRY AND POST-MARKET STUDIES

Prospective, monitored registries provide the best data to support clinical decision making. In December 2011, Abbott initiated the Riata Lead Evaluation Study (RLES) and enrolled 782 patients with Riata leads at sites in the U.S., Canada, and Japan. In 2013, Abbott expanded the RLES to include Durata and QuickSite/QuickFlex leads and to increase the quantity of monitored Riata and Riata ST leads. The expanded study, known as the “St. Jude Medical Cardiac Lead Assessment Study” (CLAS) began enrollment in February 2013 to ensure inclusion of at least 500 leads in each of those lead families. Under the CLAS protocol, patients were followed every six months for three years with cinefluoroscopy performed at yearly follow-up visits. The main objective of the study was to determine the prevalence and incidence of lead compromise evidenced by imaging and electrical dysfunction in Riata, Riata ST, QuickSite/QuickFlex, and Durata leads. Since initiation, Abbott provided biannual updates in the Product Performance Report (PPR) regarding the progress of the Cardiac Lead Assessment Study (CLAS) and Kaplan-Meier analysis of the leads which had been enrolled. In April 2022, the final assessment of each lead family’s performance was published in the Heart Rhythm O2 journal<sup>1</sup> and is available online as an open access manuscript. The conclusion stated that “a high prevalence of externalized conductors was found in Riata and Riata ST defibrillator leads, with a higher risk of externalization for 8F Riata lead than for 7F Riata ST leads. The 98% reduction in prevalence of externalized conductors in Durata leads compared to Riata/Riata ST leads confirms that the design improvements culminating in Durata leads significantly improved abrasion resistance and durability.” These findings are consistent with the data and analysis published in prior versions of the PPR. The excerpt below provides the 10-year survival probability for “Externalized Conductors” and the “Freedom from Electrical Dysfunction”:



<sup>1</sup> Heart Rhythm O2 2022; Volume 3, Issue 2, pgs. 160-168

## CUSTOMER REPORTED PERFORMANCE DATA

As in prior publications, Abbott provides externalized conductor rates from the passive data system to maintain continuity with previously published data and to provide full disclosure of the data available to Abbott. As of August 31, 2023, there were 6,720 cases of externalized conductors reported to Abbott worldwide on Riata™ (8F) and Riata™ ST (7F) silicone defibrillation leads, equating to a 3.60% (5,627/156,000) incidence rate for Riata (8F) and 1.55% (1,093/70,600) for Riata ST (7F) leads. Of these 6,720 leads, 4,904 were not returned and 1,816 were returned for analysis.

## Advisories & Safety Alerts



# Advisories & Safety Alerts

The following table summarizes advisories and safety alerts regarding Abbott implantable device systems since 2005. These advisories and alerts have been previously communicated to physicians. For more information please access our Product Advisory web page at [Cardiovascular Product Advisories | Abbott](#) or contact Abbott Technical Services at 1-800-722-3774.

## ICD AND CRT-D DEVICES

MODEL IDENTIFICATION	ADVISORY	FOLLOW-UP RECOMMENDATIONS AT TIME OF ADVISORY
<b>GLOBAL MODELS</b> Subset of Ellipse™ (Models CD2411-36C, CD1277-36, CD1377-36C, CD1377-36QC, CD2277-36Q, CD2377-36QC)	<b>1/22/2020</b> <b>Class II</b>  Abbott is notifying physicians that a small number of Ellipse™ Implantable Cardioverter Defibrillators (ICDs) may lose wireless radiofrequency (RF) communication. Devices will continue to function normally, but remote monitoring and data transmission capabilities may be interrupted.	Abbott has developed a software patch for the Merlin™ PCS Programmer which restores wireless RF communication capability in affected devices. This solution does not present additional risk to patients and device explant is not required for the update. The solution is available in Merlin™ PCS Programmer software Model 3330 v24.6.1 or later and Abbott will assist in updating programmer software and restoring wireless RF communication for these devices.  We recommend working with your Abbott representative to help correct affected devices during the patient's next regularly scheduled visit.  <b>Current Status (June 30, 2023):</b> No occurrences have been reported following the field communication and correction.
<b>GLOBAL MODELS</b> Ellipse™ (Models CD1411-36Q, CD2411-36Q, CD2411-36C)	<b>6/21/2019</b> <b>Class I</b>  The potential for electrical failures was identified in implantable cardioverter defibrillators (ICDs) due to a manufacturing error with aluminum wires. The affected ICDs may contain electrical wire connections which may not be completely insulated. The potential patient impact could be the inability to deliver high voltage therapy. There is no available option to verify the vulnerability status for implanted devices.	On June 20, 2019 Abbott began voluntarily recalling a small number (204 devices globally) of Ellipse implantable cardioverter defibrillators (ICDs) from our customers and hospitals to prevent implant of devices that may have a latent vulnerability in the electronics circuitry. We have currently received zero (0) product performance complaints related to this issue. On June 21, 2019, hand-delivery of Urgent Medical Device Recall Notices to physicians supporting implanted patients commenced. Device explant and replacement are recommended. Customers were advised to: 1) Review the device model and serial numbers in the appendix of the customer letter to identify the impacted patients and return the acknowledgement form to the Abbott sales representative; and 2) Device explant and replacement are recommended. A copy of this letter is available on <a href="#">Cardiovascular Product Advisories   Abbott</a> . Customers with additional questions are encouraged to call 1-800-727-7846 (Opt3), 8:30am - 5:30pm Central Time, Monday thru Friday.  <b>Current Status (June 30, 2023):</b> No occurrences of failure to deliver high voltage therapy have been reported following the field communication. Potentially affected devices have been or are planned for explant per recommendations.

## ICD AND CRT-D DEVICES

MODEL IDENTIFICATION	ADVISORY	FOLLOW-UP RECOMMENDATIONS AT TIME OF ADVISORY
<p><b>GLOBAL MODELS</b></p> <p>Current™ (Models 1207-30, 1207-36, 2207-30, 2207-36, CD1211-36, CD1211-36Q, CD1215-36, CD1215-36Q, CD1217-36, CD1219-36, CD1219-36Q, CD2211-36, CD2211-36Q, CD2215-36, CD2215-36Q, CD2217-36, CD2219-36, CD2219-36Q) Ellipse™ (Models CD1275-36, CD1275-36Q, CD1277-36, CD1277-36Q, CD1293-36Q, CD1309-36, CD1309-36Q, CD1311-36, CD1311-36Q, CD1377-36, CD1377-36Q, CD1377-36QC, CD1393-36C, CD1393-36QC, CD1409-36Q, CD1411-36C, CD1411-36Q, CD1411-36QC, CD2275-36, CD2275-36Q, CD2277-36, CD2277-36Q, CD2293-36, CD2293-36Q, CD2309-36, CD2309-36Q, CD2311-36, CD2311-36Q, CD2377-36, CD2377-36C, CD2377-36Q, CD2377-36QC, CD2393-36C, CD2393-36QC, CD2409-36C, CD2409-36Q, CD2411-36C, CD2411-36Q)</p> <p>Excelis Quadra™ (Models CD3281-40, CD3281-40Q)</p> <p>Excelis™ (Models CD3389-40C, CD3389-40QC)</p> <p>Excelis™ CRT-D (Models CD3297-40, CD3297-40Q)</p> <p>Fortify Assura™ DR (Models CD2257-40, CD2257-40Q, CD2259-40, CD2259-40Q, CD2357-40C, CD2357-40Q, CD2359-40, CD2359-40C, CD2359-40Q, CD2359-40QC)</p> <p>Fortify Assura™ ST DR (Models CD2263-40, CD2263-40Q, CD2363-40C, CD2363-40Q)</p> <p>Fortify Assura™ ST VR (Models CD1263-40, CD1263-40Q, CD1363-40C, CD1363-40Q)</p> <p>Fortify Assura™ VR (Models CD1257-40, CD1257-40Q, CD1259-40, CD1259-40Q, CD1357-40C, CD1357-40Q, CD1359-40, CD1359-40C, CD1359-40Q, CD1359-40QC)</p> <p>Fortify™ DR (Models CD2231-40, CD2231-40Q, CD2233-40, CD2233-40Q)</p> <p>Fortify™ ST DR (Models CD2235-40, CD2235-40Q, CD2241-40, CD2241-40Q)</p> <p>Fortify™ ST VR (Models CD1235-40, CD1235-40Q, CD1241-40, CD1241-40Q)</p> <p>Fortify™ VR (Models CD1231-40, CD1231-40Q, CD1233-40, CD1233-40Q)</p> <p>HeartMinder™ + DR (Models CD2391-40C, CD2391-40QC)</p> <p>HeartMinder™ + VR (Models CD1391-40C, CD1391-40QC)</p> <p>HeartMinder™ ST DR (Models CD2299-40, CD2299-40Q)</p> <p>Promote™ (Models 3207-30, 3207-36, 3213-36, CD3211-36, CD3211-36Q, CD3215-36, CD3215-36Q)</p> <p>Promote Quadra™ (Models CD3221-36, CD3223-36P, CD3239-40, CD3239-40Q)</p> <p>Quadra + Excelis™ (Models CD3385-40C, CD3385-40QC, CD3387-40C, CD3387-40QC)</p> <p>Quadra Assura MP™ (Models CD3269-40, CD3269-40Q, CD3271-40, CD3271-40Q, CD3369-40C, CD3369-40Q, CD3371-40, CD3371-40C, CD3371-40Q, CD3371-40QC)</p> <p>Quadra Assura™ (Models CD3265-40, CD3265-40Q, CD3267-40, CD3267-40Q, CD3365-40C, CD3365-40Q, CD3367-40, CD3367-40C, CD3367-40Q, CD3367-40QC)</p> <p>Unify Assura™ (Models CD3257-40, CD3257-40Q, CD3261-40, CD3261-40Q, CD3357-40C, CD3357-40Q, CD3361-40, CD3361-40C, CD3361-40Q, CD3361-40QC)</p> <p>Unify Quadra MP™ (Models CD3255-40, CD3255-40Q)</p> <p>Unify Quadra™ (Models CD3249-40, CD3249-40Q, CD3251-40, CD3251-40Q)</p> <p>Unify™ (Models CD3231-40, CD3231-40Q, CD3235-40, CD3235-40Q)</p>	<p><b>4/16/2018</b></p> <p><b>Class II</b></p> <p>Abbott released a planned upgrade to the firmware installed on our implantable cardioverter defibrillator (ICD) or cardiac resynchronization therapy defibrillator (CRT-D) devices. The cybersecurity firmware update provides an additional layer of protection against unauthorized device access.</p>	<p>Prophylactic replacement of affected devices is not recommended.</p> <p><b>Recommendations for Devices Eligible for Firmware Upgrade</b></p> <p>While not intended to serve as a substitute for your professional judgment, we, along with our Medical Advisory Boards, recommend the firmware upgrade for all eligible patients at the next regularly scheduled visit or when appropriate depending on the preferences of the patient and physician.</p> <p>Please consider the following:</p> <ul style="list-style-type: none"> <li>• Discuss the risks and benefits of the firmware update with your patients. As part of this discussion, it is important to consider patient specific issues such as pacemaker dependence, frequency of high voltage therapy, age of device, and patient preference.</li> <li>• If deemed appropriate, install this firmware update following the instructions on the programmer.</li> <li>• The update should be performed with appropriate monitoring and external defibrillation equipment available.</li> </ul> <p><b>Recommendations for Current™ &amp; Promote™ Devices not Eligible for Cybersecurity Firmware Update</b></p> <p>If you have any concerns relating to device cybersecurity for those patients implanted with Current™/Promote™ devices, you do have the option to permanently disable the RF communication capability in the device. However, if you choose that option, the patient can no longer be monitored remotely using an RF Merlin@home transmitter. For most patients, permanently disabling RF is not advisable given the proven benefits and improved survival associated with home monitoring. [1,2] Therefore we, along with our Medical Advisory Boards, recommend the following:</p> <ul style="list-style-type: none"> <li>• Discuss the risks of cybersecurity vulnerabilities and proven benefits of remote monitoring with your patients at the next regularly scheduled visit.</li> <li>• If deemed appropriate, RF communication may be permanently disabled during an in-clinic device interrogation with Merlin programmer software version 24.2.x or later by selecting the RF icon in the upper left corner of the FastPath summary screen.</li> </ul> <p><b>Current Status (June 30, 2023):</b> We have received no reports of device compromise related to the cybersecurity vulnerabilities in the implanted devices impacted by this communication.</p> <p>If you have any questions about the cybersecurity firmware update you can contact your Abbott representative or our dedicated customer technical support hotline at 1-800-722-3774 (U.S.).</p> <p>Additional materials, including a Patient Communication, can be found on <a href="#">Cardiovascular Product Advisories   Abbott</a>.</p> <p><sup>1</sup> Mittal, S., Piccini, J., Fischer, A., Snell, J., Dalal, N., &amp; Varma, N. (2014, May). Remote monitoring of ICD patients is associated with reduced mortality irrespective of device type. Presented at the meeting of the Heart Rhythm Society, San Francisco, CA. This was a retrospective data review and had limitations.</p> <p><sup>2</sup> Mittal, S., Piccini, J., Fischer, A., Snell, J., Dalal, N., &amp; Varma, N. (2014, May). Increased adherence to remote monitoring is associated with reduced mortality in both pacemaker and defibrillator patients. Presented at the meeting of the Heart Rhythm Society, San Francisco, CA. This was a retrospective data review and has limitations.</p>

## ICD AND CRT-D DEVICES

MODEL IDENTIFICATION	ADVISORY	FOLLOW-UP RECOMMENDATIONS AT TIME OF ADVISORY
<p><b>GLOBAL MODELS</b></p> <p>Excelis Quadra™ (Models CD3281-40, CD3281-40Q)            Excelis™ + (Models CD3389-40C, CD3389-40QC)            Excelis™ CRT-D (Models CD3297-40, CD3297-40Q)            Fortify Assura™ DR (Models CD2257-40, CD2257-40Q, CD2259-40, CD2259-40Q, CD2357-40C, CD2357-40Q, CD2359-40, CD2359-40C, CD2359-40Q, CD2359-40QC)            Fortify Assura™ ST DR (Models CD2263-40, CD2263-40Q, CD2363-40C, CD2363-40Q)            Fortify Assura™ ST VR (Models CD1263-40, CD1263-40Q, CD1363-40C, CD1363-40Q)            Fortify Assura™ VR (Models CD1257-40, CD1257-40Q, CD1259-40, CD1259-40Q, CD1357-40C, CD1357-40Q, CD1359-40, CD1359-40C, CD1359-40Q, CD1359-40QC)            Fortify™ DR (Models CD2231-40, CD2231-40Q, CD2233-40, CD2233-40Q)            Fortify™ ST DR (Models CD2235-40, CD2235-40Q, CD2241-40, CD2241-40Q)            Fortify™ ST VR (Models CD1235-40, CD1235-40Q, CD1241-40, CD1241-40Q)            Fortify™ VR (Models CD1231-40, CD1231-40Q, CD1233-40, CD1233-40Q)            HeartMinder™ + DR (Models CD2391-40C, CD2391-40QC)            HeartMinder™ + VR (Models CD1391-40C, CD1391-40QC)            HeartMinder™ ST DR (Models CD2299-40, CD2299-40Q)            HeartMinder™ ST VR (Models CD1299-40, CD1299-40Q)            Quadra + Excelis™ (Models CD3385-40C, CD3385-40QC)            Quadra Assura MP™ (Models CD3269-40, CD3269-40Q, CD3271-40, CD3271-40Q, CD3371-40, CD3371-40C, CD3371-40Q, CD3371-40QC)            Quadra Assura™ (Models CD3265-40, CD3265-40Q, CD3267-40, CD3267-40Q, CD3365-40C, CD3365-40Q, CD3367-40, CD3367-40C, CD3367-40Q, CD3367-40QC)            Unify Assura™ (Models CD3257-40, CD3257-40Q, CD3261-40, CD3261-40Q, CD3357-40C, CD3357-40Q, CD3361-40, CD3361-40C, CD3361-40Q, CD3361-40QC)            Unify Quadra MP™ (Models CD3255-40, CD3255-40Q)            Unify Quadra™ (Models CD3249-40, CD3249-40Q, CD3251-40, CD3251-40Q)            Unify™ (Models CD3231-40, CD3231-40Q, CD3235-40, CD3235-40Q)</p>	<p><b>10/11/2016</b>  <b>Class I</b></p> <p>High voltage devices (ICDs and CRT-Ds) that utilize Lithium-based battery chemistries are subject to Lithium cluster formation during high voltage charging. Depending on their location, Lithium clusters may cause a short circuit that can lead to premature battery depletion. Our investigation indicates that if a short circuit occurs, battery depletion can occur in these devices within a day to a few weeks, which may result in the inability to deliver therapy.</p> <p><b>8/28/2017</b>  <b>Class I</b></p> <p>Customers were made aware of the availability of a new battery performance management tool for detection of abnormal battery performance in devices subject to the October 2016 advisory.</p> <p>A follow up was provided on April 16, 2018 regarding the availability of a firmware upgrade for devices subject to the October 2016 advisory which provides further detection capability for premature battery depletion.</p>	<p>In consultation with our Medical Advisory Board, we recommend the following:</p> <ul style="list-style-type: none"> <li>• Do not implant unused affected devices.</li> <li>• Conduct patient follow-up per standard practice.</li> <li>• Prophylactic device replacement is NOT recommended because complications following replacement have been reported to occur at a greater rate than the rate of harm associated with premature battery depletion due to lithium cluster induced shorts (see below for selected references).</li> <li>• In the event of an ERI indicator in these devices, immediate device change is recommended. At this time there is no factor, method or test to identify devices with this form of premature battery depletion approaching ERI or to accurately predict remaining battery life once ERI appears.</li> <li>• Physicians should reaffirm the availability of home monitoring to avoid or minimize time without device therapy for bradycardia and tachycardia events.</li> <li>• Enroll patients in Merlin.net™ Patient Care Network (PCN) utilizing the “DirectAlerts™” feature to provide you with an immediate alert notification in the event ERI is reached. For patients currently enrolled in Merlin.net PCN, remind them of the importance of using remote monitoring.</li> <li>• Review the most recent Programmed Parameters printout.             <ul style="list-style-type: none"> <li>• Ensure that under the “Trigger Alerts When” section, that the “Device at ERI” parameter is ON (it is normally ON) for both “Show on FastPath” and “Notify Patient” selections.</li> <li>• If the “Device at ERI” alert is OFF, we recommend that the patient be seen promptly to program this parameter ON.</li> </ul> </li> <li>• Advise patients that an ERI indication triggers a vibratory alert. At the next scheduled office visit:             <ul style="list-style-type: none"> <li>• Interrogate the patient’s device to determine if an ERI alert has been triggered. Premature battery depletion can be identified by physicians through home monitoring showing ERI or more advanced battery depletion.</li> <li>• Perform a patient notifier test to confirm that the patient feels and recognizes the vibratory alert.</li> <li>• Patients who cannot feel the vibratory alert may experience loss of battery and/or loss of device function without their awareness.</li> <li>• Advise the patient to contact your office promptly should they feel a vibratory alert.</li> <li>• In-office evaluation should be performed to determine the reason for the alert as other non-critical events can also trigger a vibratory alert.</li> </ul> </li> </ul> <p>The following additional recommendations were communicated in April 2018 follow up advisory:</p> <ul style="list-style-type: none"> <li>• Patients receiving the firmware update should be advised that the device-based Battery Performance Alert (BPA) will trigger a vibratory alert.</li> <li>• In the absence of a BPA being triggered in a patient’s device, through Merlin.net or the Merlin programmer, we continue to recommend adhering to the original patient management recommendations from the 2016 Premature Battery Depletion advisory. However, if the BPA is triggered, <b>immediate device explant and replacement is recommended.</b></li> </ul> <p>Device Replacement Complication Publications</p> <ol style="list-style-type: none"> <li>1. John W. Moore III, William Barrington, et. al.; “Complications of replacing implantable devices in response to advisories: A single center experience”; International Journal of Cardiology 134 (2009) 42–46 (5.5% overall, 2.1% major complications)</li> <li>2. Paul A. Gould, MBBS, PhD, Lorne J. Gula, MD, et. al.; “Outcome of advisory implantable cardioverter- defibrillator replacement: One-year follow-up”; Heart Rhythm, Vol 5, No 12, December 2008 (9.1% overall, 5.9% major complications, including two deaths)</li> <li>3. Krystina B. Lewis, Dawn Stacey, R.N., Ph.D, et. al.; “Estimating the Risks and Benefits of Implantable Cardioverter Defibrillator Generator Replacement: A Systematic Review; PACE, Vol. 39, July 2016 (7.5% overall, 4.0% major complications)</li> </ol> <p><b>Current Status (August 31, 2023):</b> At the time of the advisory, 841 returned devices (0.21%) of 398,740 devices worldwide had premature depletion in association with lithium clusters, including 549 in the US. As of August 31, 2023, there were additional occurrences for a cumulative worldwide total of 9,633 and the rate is now 2.42%.</p> <p>For additional information and to determine if a device serial number is subject to this advisory, please go to the following website: <a href="#">Cardiovascular Product Advisories   Abbott</a>.</p>

## ICD AND CRT-D DEVICES

MODEL IDENTIFICATION	ADVISORY	FOLLOW-UP RECOMMENDATIONS AT TIME OF ADVISORY
<p>Ellipse<sup>™</sup> and Ellipse ST VR/DR US: CD1309, CD1311*, CD1409, CD1411*, CD2309, CD2311*, CD2409, CD2411* (all -36, -36Q, -36C and -36QC suffixes).                      *Denotes models also sold OUS. OUS: CD1277, CD1279, CD1293, CD1295, CD1377, CD1393, CD2277, CD2279, CD2293, CD2295, CD2377, CD2393 (all -36, -36Q, -36C and -36QC suffixes).</p>	<p><b>8/19/2014</b>  <b>Class II</b></p> <p>Extended Charge Time may result in delayed delivery of high voltage therapy or prevent delivery of part or all of a programmed high voltage therapy shock. The anomaly most commonly presents as a vibratory patient notification and upon interrogation, a programmer or Merlin.net<sup>™</sup> Patient Care Network (PCN) alert indicating a "Capacitor Charge Time Limit reached" message. This may occur during a capacitor maintenance or charging for high voltage therapy. The anomaly occurs as a result of internal damage to the capacitors used in the high voltage charging circuitry of the subject devices, which may result in an extended charge time. As designed, the device will deliver the available energy on the capacitors once the charge time limit of 32 seconds is reached, even if the energy is less than the programmed value. This condition is detectable as the device will initiate a vibratory patient alert and, for patients enrolled and actively being followed, a Merlin.net PCN notification. Additionally, upon device interrogation, an alert message will indicate "Capacitor Charge Time Limit reached" on a specific date. Approximately 97% of Ellipse ICD extended charge time events reported to Abbott have been detected during capacitor maintenance with the remainder detected during defibrillation threshold (DFT) testing. There have been no reported cases of an Ellipse device failing to deliver high voltage therapy to a patient when needed.</p>	<p>Abbott recommends that patients with affected devices be enrolled in Merlin.net Patient Care Network (PCN) so that any extended charge time alert ("Capacitor Charge Time Limit reached" message) will be transmitted to Merlin.net PCN for patients being actively monitored and can be viewed by your clinic staff.                      If your patient has received a vibratory notification and/or if a programmer or Merlin.net alert for an extended charge time has been observed:</p> <ul style="list-style-type: none"> <li>• Schedule your Ellipse ICD patient for an in-office follow-up evaluation as soon as possible.</li> <li>• Interrogate the Ellipse ICD and perform a manual capacitor maintenance charge. Note the charge time to full charge; it should be approximately 15 seconds or less.</li> <li>• Contact Abbott CRM Technical Services Department at 800-722-3774 to review the results of the capacitor maintenance test and discuss if additional evaluation is required.</li> <li>• A device that has experienced repeated extended charge time out warnings should be considered for replacement.</li> </ul> <p>As the large majority of the extended charge time events have presented at the routine 6 month automatic capacitor maintenance interval, programming the interval to every 4 months at your patient's next scheduled follow up visit may provide an earlier indication of this potential anomaly. It should be noted that changing the device programming to a 4 month capacitor maintenance interval will reduce device longevity by approximately 9%. Device replacement is not recommended for an Ellipse device exhibiting normal charge times, and patients should continue to be followed at routine follow up intervals, per HRS/EHRA Expert Consensus on Monitoring Cardiovascular Implantable Electronic Devices (CIED), April 2008.</p> <p><b>Current Status (June 30, 2023):</b> At the time of the advisory, the worldwide event rate of extended charge time on the affected population was 0.42%, based on 179 extended charge time events out of 43,000 worldwide sales. Through June 30, 2023, the rate remains 1.51%. There have been no reports of serious injury or death within this population.</p>

## ICD AND CRT-D DEVICES

MODEL IDENTIFICATION	ADVISORY	FOLLOW-UP RECOMMENDATIONS AT TIME OF ADVISORY
<p>AnalyST Accel<sup>™</sup> DR RF (Models CD2219-36, CD2219-36Q) AnalyST Accel<sup>™</sup> VR RF (Models CD1219-36, CD1219-36Q) Current Accel<sup>™</sup> DR RF (Models CD2215-36, CD2215-36Q) Current Accel<sup>™</sup> VR RF (Models CD1215-36, CD1215-36Q) Current<sup>™</sup> DR (Model 2207-36) Current<sup>™</sup> VR (Model 1207-36) Ellipse<sup>™</sup> DR (Models CD2277-36, CD2277-36Q, CD2377-36, CD2377-36Q, CD2377-36C, CD2377-36QC) Ellipse<sup>™</sup> VR (Models CD1277-36, CD1277-36Q, CD1377-36, CD1377-36Q, CD1377-36C, CD1377-36QC) Fortify Assura<sup>™</sup> DR (Models CD2259-40, CD2259-40Q, CD2359-40, CD2359-40Q, CD2359-40C, CD2359-40QC) Fortify Assura<sup>™</sup> VR (Models CD1259-40, CD1259-40Q, CD1359-40, CD1359-40Q, CD1359-40C, CD1359-40QC) Fortify<sup>™</sup> ST DR (Models CD2235-40, CD2235-40Q) Fortify<sup>™</sup> ST VR (Models CD1235-40, CD1235-40Q) Promote Accel<sup>™</sup> RF (Models CD3215-36, CD3215-36Q) Promote Quadra<sup>™</sup> (Models CD3239-40, CD3239-40Q) Promote<sup>™</sup> (Model 3213-36) Quadra Assura<sup>™</sup> (Models CD3267-40, CD3267-40Q, CD3367-40, CD3367-40Q, CD3367-40C, CD3367-40QC) Quadra Assura MP<sup>™</sup> (Models CD3371-40, CD3371-40Q, CD3371-40C, CD3371-40QC) Unify Assura<sup>™</sup> (Models CD3261-40, CD3261-40Q, CD3361-40, CD3361-40Q, CD3361-40C, CD3361-40QC) Unify Quadra<sup>™</sup> (Models CD3251-40, CD3251-40Q) Unify<sup>™</sup> (Models CD3235-40, CD3235-40Q)</p>	<p><b>1/23/2014</b> <b>Outside US only</b></p> <p>In November 2013, Abbott released the Merlin<sup>™</sup> Programmer Software version 17.2.2 rev. 0 (herein after referred to as 17.2.2) as an upgrade to existing programmers. Testing has shown that, when using a programmer with the 17.2.2 software, an incorrect value for sinus redetection, potentially affecting the high voltage therapy delivery sequence can occur when a device is programmed to a single VF detection zone. The issue can be introduced during programming of certain families of Abbott ICD/CRTD devices. The issue is not present when a device is programmed to a two or three zone configuration. When using the 17.2.2 software and any parameter is programmed as part of a single VF detection zone configuration, the sinus redetection value will be inappropriately set to zero milliseconds. As a result, any intrinsic activity following the first shock will be considered a "sinus rate" and the device will diagnose "return to sinus". Therefore, if the arrhythmia was not terminated by the initial high voltage therapy, the ongoing arrhythmia would be considered a new episode causing the next high voltage therapy to also be delivered at the first programmed energy level. For example, if the first shock is programmed to 20 joules and subsequent shocks are programmed to higher energy values, the only HV therapy the patient would receive if the arrhythmia continues and is redetected, would be 20 joules, rather than the increasing HV energy levels as programmed.</p>	<p>Immediate Resolution Steps:</p> <ul style="list-style-type: none"> <li>Review your SJM<sup>™</sup> ICD/CRT-D patient records for patients with affected devices implanted or seen in clinic starting in September 2013 and programmed to a single VF detection zone with the 17.2.2 software. For patients identified during this review we recommend that you schedule an immediate follow-up visit. The programmer software version is printed on the bottom of each report page.</li> <li>For patient devices programmed as described above with 17.2.2 software, a new software version 17.2.3 will correct this issue and is expected to be available by February 2014. Your Abbott representative will assist you with obtaining and installing the 17.2.3 software on your programmer. Using this software, programming any parameter will reset the return to sinus criteria to normal function.</li> <li>If a patient is seen before the 17.2.3 software is installed, then program the device to a two or three zone configuration, even if one of the zones is strictly a monitor zone. This will resolve the issue when using a programmer with 17.2.2 software.</li> </ul> <p><b>Current Status (June 30, 2023):</b> Software version 17.2.3 which corrected the issue was released in early 2014. No occurrences have been reported or are expected following the field communication and correction.</p>

## ICD AND CRT-D DEVICES

MODEL IDENTIFICATION	ADVISORY	FOLLOW-UP RECOMMENDATIONS AT TIME OF ADVISORY
Fortify <sup>™</sup> ST (Models CD1235-40, CD1235-40Q, CD2235-40, CD2235-40Q)	<p><b>4/18/2013</b>  <b>Outside US only</b></p> <p>The Merlin<sup>™</sup> PCS programmer software Model 3330 versions 14.2.2, 16.2.1 and 17.2.1.1 provide new features for Abbott ICDs, including an option to enhance the ST diagnostic features in Abbott Fortify<sup>™</sup> ST ICD models CD1235-40, CD1235-40Q, CD2235-40 and CD2235-40Q via a device software upgrade. During a device software upgrade, implanted devices are temporarily placed into the back-up pacing (BVVI) and back-up defibrillation only (BDFO) mode. The back-up mode parameter settings will be in effect for the two minute upgrade process. Once the upgrade successfully completes, the device will revert to the previously programmed parameter settings. Depending on the individual patient, this temporary change in parameter values while in back-up defibrillation only mode could make the device susceptible to oversensing and potentially deliver high voltage therapy during the upgrade procedure.</p>	<p>In order to prevent the potential for inappropriate therapy during the software upgrade process, consider programming the “Tachy Therapy Enabled/Disabled” function to Disabled prior to proceeding with the software upgrade. It is imperative to re-interrogate the device and program the “Tachy Therapy Enabled/Disabled” function to Enabled after the upgrade has been successfully completed. As with any device evaluation and programming, ECG monitoring and availability of back up external defibrillation equipment is recommended during the entire software upgrade process.</p> <p><b>Current Status (June 30, 2023):</b> At the time of the advisory there were 20 devices confirmed to be affected by this issue. As of June 30, 2023 there were an additional 52 devices confirmed with this issue. There have been no reports of serious injury or death.</p>

MODEL IDENTIFICATION	ADVISORY	FOLLOW-UP RECOMMENDATIONS AT TIME OF ADVISORY
Convert <sup>™</sup> + (Model V-195)	<p><b>5/6/2010</b>  <b>Outside US only</b></p> <p>A condition where devices programmed to a two-zone tachy therapy configuration, using a Merlin<sup>™</sup> Patient Care System (PCS) programmer running version 7.2.1, 8.2.1 or 10.2.0 software, can result in the VT Therapy Timeout parameter being programmed OFF and HV therapy not being available if ATP therapies are unsuccessful.</p>	<p>If a patient's device is already programmed to a two zone configuration with a Merlin<sup>™</sup> PCS programmer running version 7.2.1, 8.2.1 or 10.2.0, a follow-up visit should be scheduled to perform the recommendations outlined below:</p> <p>A permanent correction is available in the new release of the Merlin<sup>™</sup> PCS programmer software version 10.2.2 which has received regulatory approval. Subsequently using a Merlin<sup>™</sup> programmer with 10.2.2 (or later) software and following the steps outlined below will ensure that the VT Therapy Timeout parameter is programmed ON.</p> <ol style="list-style-type: none"> <li>1. Interrogate the Convert+ ICD and verify that it is programmed to a two zone configuration.</li> <li>2. Program the device to a single zone, fibrillation only tachycardia mode. This action will program the VT Therapy Timeout parameter ON.</li> <li>3. Re-program the device to the desired two zone configuration. (VT Therapy Timeout will remain ON).</li> </ol> <p>If your patient's device is programmed to a single zone (fib only) there is no need to perform any reprogramming action.</p> <p>As these actions fully correct the potential issue there is no need to consider any device explant.</p> <p><b>Current Status (June 30, 2023):</b> At the time of the advisory there was one report of this issue out of approximately 330 Convert+ Model V-195 ICDs distributed in Europe and Asia. As of June 30, 2023, there have been no additional reports associated with this advisory.</p>

## ICD AND CRT-D DEVICES

MODEL IDENTIFICATION	ADVISORY	FOLLOW-UP RECOMMENDATIONS AT TIME OF ADVISORY
<p>Epic<sup>™</sup> ICDs (Models V-197, V-235, V-337, V-338, V-339), Epic<sup>™</sup> + ICDs (Models V-196, V-233, V-236, V-239, V-350) Epic<sup>™</sup> II ICDs (Models V-158, V-255, V-258, V-355, V-356, V-357) Atlas<sup>™</sup> + ICDs (Model V-340, V-341, V-343, V-193, V-242, V-243) Atlas<sup>™</sup> II ICDs (Models V-168, V-265, V-268, V-365, V-366, V-367)</p>	<p><b>1/16/2008</b> <b>Class II</b></p> <p>A very rare condition (incidence of eight in 143,000 devices worldwide; six in the US and two outside the US) that could lead to a ventricular sensing anomaly in Epic<sup>™</sup> and Atlas<sup>™</sup> family of implantable cardioverter defibrillators (ICDs) has been identified. A loss of ventricular sensing would prevent an ICD from being able to detect an arrhythmia. The loss of ventricular sensing anomaly can only occur when the device's software writes to a particular memory location and only if there is a precise alignment of two timing parameters that normally do not coincide during routine operation of the device. The precise alignment requires the software write to occur at the exact time that a comparison is made during a specific 61 microsecond (<math>\mu</math>sec) window.</p>	<p>A simple programmer software/device firmware upgrade will resolve the issue and prevent a future occurrence. Patients who are followed on a routine basis with scheduled follow-up visits every three to six months should continue with their scheduled visit. Upon interrogation of one of the subject devices, the Merlin<sup>™</sup> Patient Care System and Model 3510 programmers with the newly provided software will automatically identify a device that can benefit from a firmware upgrade and will instruct the clinician that an upgrade is available.</p> <p>Abbott, along with our independent Medical Advisory Board members, has determined that no other action is recommended.</p> <p><b>Current Status (June 30, 2023):</b> At the time of the advisory, there were 8 worldwide (6 U.S.) devices confirmed to have been affected by this issue. As of June 30, 2023 there have been no additional devices confirmed to have this issue since the time of the advisory.</p>

MODEL IDENTIFICATION	ADVISORY	FOLLOW-UP RECOMMENDATIONS AT TIME OF ADVISORY
<p>Photon<sup>™</sup> DR (V-230HV) (certain serial numbers), Photon<sup>™</sup> Micro VR/DR (Models V-194, V-232), Atlas<sup>™</sup> VR/DR (Models V-199, V-240)</p>	<p><b>10/7/2005</b> <b>Class II</b></p> <p>A particular vendor-supplied memory chip can be affected at a low frequency rate by background levels of atmospheric ionizing cosmic radiation ("background cosmic radiation"). The anomaly can trigger a temporary loss of pacing function and permanent loss of defibrillation support.</p>	<p>In the unlikely event that a device chip is affected by background cosmic radiation, the high current drain condition will deplete the battery voltage rapidly. This can result in loss of output for a period up to approximately 48 hours. During this period, the patient would be without pacing or defibrillation therapy. After this initial period, the battery will reach a voltage level at which the device will enter its "Hardware Reset Mode." This safety mode is designed to preserve the device's ability to provide VVI pacing support. A device that has been reset to the Hardware Reset Mode will operate in the VVI mode at 60 ppm, but will not be capable of providing tachycardia detection or therapy. This will be noted by a warning message on the programmer screen upon device interrogation.</p> <p>To assist in your patient care and following discussions with our independent Medical Advisory Board, Abbott recommends:</p> <p>If it is not already your current practice, physicians should perform routine device monitoring every three months for patients with the affected models listed above.</p> <p>In determining whether additional patient management or follow up may be needed, consider the low failure rate for the anomaly and the unique medical needs and situation of each individual patient, including whether the patient is pacemaker dependent or at high risk for life-threatening arrhythmias.</p> <p>If a patient's device is found in the Hardware Reset Mode, you should arrange for device replacement as soon as possible. You should continue to provide patients with the usual admonitions to keep scheduled appointments and to report all changes in symptoms.</p> <p><b>Current Status (June 30, 2023):</b> At the time of the advisory, there were 60 worldwide (38 U.S.) devices confirmed to have been affected by this issue. As of June 30, 2023 there were an additional 42 worldwide (28 U.S.) devices confirmed with this issue. This is within the 95% confidence interval prediction made at the time of the advisory. There have been no reports of serious injury or death.</p>

## ICD AND CRT-D DEVICES

MODEL IDENTIFICATION	ADVISORY	FOLLOW-UP RECOMMENDATIONS AT TIME OF ADVISORY
<p>Epic<sup>™</sup> DR/HF (V-233, V-337, V-338), Epic<sup>™</sup> Plus DR/VR/HF (V-236, V-239, V-196, V-239T, V-196T, V-350), Atlas<sup>™</sup> DR (V-242), and Atlas<sup>™</sup> Plus DR/VR/HF (V-243, V-193, V-193C, V-340, V-341, V-343)</p>	<p><b>6/13/2005</b> <b>Class II</b></p> <p>Two anomalies have been identified:</p> <ol style="list-style-type: none"> <li>1. Due to a device software anomaly, it is possible that when the device's battery is nearing its elective replacement indicator (ERI), a charging cycle may be skipped.</li> <li>2. After a capacitor charge, if a rate responsive pacing mode (e.g., DDDR, VVIR, etc.) is programmed "On," this "noise" may be interpreted by the device's accelerometer (activity sensor) as physical activity, causing a temporary increase in the pacing rate that may persist after charging is completed.</li> </ol>	<p>Two anomalies were discovered during routine product monitoring. <b>Neither of these anomalies presents a significant clinical risk</b> to your patients, and no clinical complications have been reported to Abbott. <b>Both are easily corrected</b> by performing a simple, automated software download to the device. This potentially affects approximately 30,000 implanted ICDs in the United States and includes the following model numbers:</p> <p>Epic<sup>™</sup> DR/HF (V-233/V-337/V-338), Epic<sup>™</sup> Plus DR/VR/HF (V-236/V-239/V-196/V-239T/V-196T/V-350), Atlas<sup>™</sup> DR (V-242), and Atlas<sup>™</sup> Plus DR/VR/HF (V-243/V-193/V-193C/V-340/V-341/V-343). The first anomaly can occur when one of the affected devices attempts to deliver multiple shocks in rapid succession. Due to a device software anomaly, it is possible that when the device's battery is nearing its elective replacement indicator (ERI), a charging cycle may be skipped. If this were to occur, the first shock will always be delivered as programmed and, if needed, the next shock in the programmed sequence would be delivered after a delay of only two to four seconds. A skipped charge would result in less than the full number of programmed shocks being available for delivery during that episode, but all delivered shocks would be at their programmed energy. This behavior was discovered as an incidental finding during analysis of one returned device that had delivered a large number of high-voltage shocks over a short time period.</p> <p>A second anomaly is caused by electrical "noise" generated as a result of the charging of the device's high-voltage capacitors. After a capacitor charge, if a rate responsive pacing mode (e.g., DDDR, VVIR, etc.) is programmed "On," this "noise" may be interpreted by the device's accelerometer (activity sensor) as physical activity, causing a temporary increase in the pacing rate that may persist after charging is completed. The degree and duration of the rate increase will depend on a variety of factors, but the rate will never exceed the programmed Maximum Sensor Rate, and the device will gradually return to the appropriate rate. The anomalous behavior, which has been observed during the performance of manual capacitor maintenance, has been traced back to a component supplied to Abbott by one vendor; therefore, only the subset of the device models listed above that were manufactured with the affected component (device serial numbers below 141000 for any model) will exhibit this behavior.</p> <p>Abbott has developed <b>programmer software that will automatically detect the affected ICDs and download device software that will correct the "skipped charge" anomaly and mitigate the response to electrical noise.</b> Once the upgrade is performed, the potential for a skipped charge will be eliminated. Additionally, once the upgrade is performed if a rate responsive mode is programmed "On," devices with serial numbers below 141000 will have their rate response functions suspended for the time period during which the electrical noise could be present (i.e., while significant residual voltage remains on the high-voltage capacitors); non-rate responsive pacing at the programmed base rate will continue to be provided as appropriate. This period during which rate response is suspended may last anywhere from a few minutes up to approximately 90 minutes. If rate responsive pacing was ongoing prior to charging, the pacing rate will gradually decrease to the base pacing rate according to the normal rate response recovery algorithm and will remain there while rate responsive pacing is suspended. The rate response behavior for devices with serial numbers greater than 141000 will not be affected by the software download.</p> <p>The software download for potentially affected devices will automatically be initiated the next time the patient's device is interrogated with the v4.8.5 programmer software. Since a skipped charge is more likely to occur in devices that are closer to their elective replacement indicator (ERI), Abbott recommends that if the next patient follow-up is not scheduled to occur within the next six months that the patient be seen within this time period.</p> <p>In addition, if devices are programmed to pacing settings that result in high current consumption, such as high output bi-ventricular pacing, consideration should be given to scheduling the patient for a follow-up visit within three months if it is not scheduled to occur within that time period. As always, Abbott defers to your clinical judgment on any decisions regarding the management of your patients.</p> <p><b>Current Status (June 30, 2023):</b> There have been no implanted devices confirmed to have been affected by this issue since the time of the advisory.</p>



## ICD AND CRT-D DEVICES

MODEL IDENTIFICATION	ADVISORY	FOLLOW-UP RECOMMENDATIONS AT TIME OF ADVISORY
<p>Epic<sup>™</sup> (V-197, V-235),                      Epic<sup>™</sup>+ (V-196, V-236),                      Epic<sup>™</sup> HF CRT-D (V-338),                      Epic<sup>™</sup>+ HF CRT-D (V-350),                      Atlas<sup>™</sup>+ (V-193, V-243),                      Atlas<sup>™</sup>+ HF CRT-D (V-340),                      or Atlas<sup>™</sup> (model V-242) ICDs</p>	<p><b>3/10/2005</b>  <b>Class II</b></p> <p>A software parameter that affects the sensitivity of the reed switch in the listed devices was being set to an incorrect value which could prevent these devices from entering the magnet mode to inhibit tachy therapy when an external magnet is applied.</p>	<p>During routine product evaluation, Abbott Quality Assurance identified that a software parameter that affects the sensitivity of the reed switch in the listed devices was being set to an incorrect value during manufacturing beginning in late November of last year. This has the effect of preventing these devices from entering the magnet mode to inhibit tachy therapy when an external magnet is applied. <b>This is a software controlled parameter that can be easily corrected via the programmer.</b> All other bradycardia pacing and tachyarrhythmia detection and therapy features are not affected in devices subject to this notification. Until the magnet sensitivity parameter is corrected via the programmer, tachy therapy may not be properly inhibited as is customary with placement of an external magnet, but can be inhibited by using the programmer to program the device to Defib Off, and then back On as needed.</p> <p>The affected devices were manufactured during a three month period beginning November 22, 2004. <b>To date, there have been no field reports of any magnet mode failures, nor have there been any clinical complications reported associated with this issue.</b> Magnet mode application is usually used to inhibit tachycardia therapy such as when a patient is subjected to electrocautery during a surgical procedure. In order to remedy this situation, in addition to this notification, Abbott Sales Representatives and Field Clinical Engineers have been provided with a simple software tool that can be used to set, via the programmer, the reed switch's magnet sensitivity to the proper value. You may contact them to schedule this reprogramming at the patient's next scheduled follow-up visit or at your discretion.</p> <p><b>Current Status (June 30, 2023):</b> There have been no implanted devices confirmed to have been affected by this issue since the time of the advisory.</p>

## PACEMAKER AND CRT-P DEVICES

MODEL IDENTIFICATION	ADVISORY	FOLLOW-UP RECOMMENDATIONS AT TIME OF ADVISORY
<p>A subset of Assurity MRI™ (Model PM2272), Endurity™ (Model PM2162), Endurity™ Core (Model PM2152), Endurity MRI™ (Model PM2172), Zenex MRI™ (Model PM2282) distributed and implanted outside of the United States</p>	<p><b>7/20/2022</b> <b>Outside US Only</b></p> <p>Abbott informed customers of the potential for device malfunction which may affect a specific subset of serial numbers of Zenex™, Assurity™, and Endurity™ pacemakers distributed and implanted outside of the United States. The issue is caused by a manufacturing laser surface preparation subprocess, unique to a single assembly line, which may not have properly prepared the device's metal housing potentially leading to abnormal device-to-header adhesion. This in turn may allow moisture ingress into the pulse generator header result in interrupted device functionality such as loss of pacing, reduced battery longevity, devices reverting to back-up mode, and/or loss of telemetry / communication.</p>	<p>Recognizing that each patient requires individual consideration by their physician, in consultation with Abbott CRM's Medical Advisory Board (MAB), Abbott provides the following guidelines:</p> <ul style="list-style-type: none"> <li>• Prophylactic generator replacement is NOT generally recommended.</li> <li>• When possible, monitor patients using Merlin.net to benefit from compliance and alert monitoring, including Electronics Performance Indicator (EPI), between routine device checks. For patients currently enrolled in Merlin.net, remind them of the importance of using remote monitoring, which provides daily monitoring of ERI alerts and will now also include monitoring of the safety notification population by the EPI tool. The EPI tool supplements information available on Merlin.net to identify abnormal electrical system performance resulting from moisture ingress.</li> <li>• Consider individualized therapy up to and including generator replacement for patients who are at high risk if interruption of pacemaker function were to occur, potentially considering             <ul style="list-style-type: none"> <li>• Adequacy of intrinsic / underlying rhythm</li> <li>• Individual patient characteristics and circumstance</li> <li>• Ability to adequately monitor patients based on risk</li> </ul> </li> <li>• Prompt replacement for devices that receive an EPI notification, reach ERI, or experience one of the clinical impacts listed above, unless particular patient circumstances preclude this.</li> </ul> <p>To determine if a device implanted outside of the United States is subject to this advisory, please go to the following website: <a href="https://www.cardiovascular.abbott/int/en/hcp/product-advisories/laser-adhesion-safety-lookup.html">https://www.cardiovascular.abbott/int/en/hcp/product-advisories/laser-adhesion-safety-lookup.html</a></p> <p><b>Current Status (June 30, 2023):</b> 803 devices of the 81,925 distributed (0.98%) have exhibited symptoms of moisture ingress into the pulse generator which may result in loss of functionality.</p>

## PACEMAKER AND CRT-P DEVICES

MODEL IDENTIFICATION	ADVISORY	FOLLOW-UP RECOMMENDATIONS AT TIME OF ADVISORY
<p><b>GLOBAL MODELS</b> Merlin™ Patient Care System (PCS) Software Model 3330, Merlin™ 2 PCS Software Model MER3400, and Merlin.net™ MN5000 Remote Monitoring Application when used with certain pacemakers:</p> <p>Accent™, Accent MRI™, Assurity™, Assurity MRI™, Endurity™, Endurity MRI™, Nuance™, Zenex MRI™, and Zenus MRI™ IPGs and Allure™, Allure Quadra™, Quadra Allure™, Anthem™, Relieve™, Relieve Quadra™, and Quadra Relieve™ CRT-Ps</p>	<p><b>6/16/2022</b> <b>Class II</b></p> <p>Abbott is notifying customers of the potential for Merlin™ PCS and Merlin™ 2 PCS and Merlin.net remote monitoring software applications to display overestimated predicted battery longevity for certain pacemakers. Pacemaker/battery functionality, therapy delivery, and longevity remain normal and within specifications. Voltage measurements and Elective Replacement Indicator (ERI), which is based on direct voltage measurement, remain accurate.</p>	<p>Abbott has developed updated software for the Merlin™ PCS and Merlin™ 2 PCS Programmer to improve accuracy of predicted battery longevity, which will correct the longevity overestimation displayed during device interrogation. Abbott representatives will assist in updating programmer software.</p> <p>The solution is available in: Merlin™ Patient Care System (PCS) Software Model 3330 version 26.0.1 rev 2 (United States), 26.0.4 rev 1 (Canada), 20.1.5 rev 5 (China), or 25.8.# rev 1 (all other countries) or later Merlin™ 2 Patient Care System (PCS) Software Model MER3400 version 1.8.2 rev 1 (Europe) or later</p> <p>Additionally, Merlin.net was updated globally in June 2022 to improve accuracy of predicted battery longevity displayed on remote transmissions.</p> <p>Abbott provides the following patient management guidance: Prophylactic device replacement is not recommended, as device functionality, actual longevity, and ERI indicator are not impacted (device functionality remains normal and within specifications). Routine follow-up should remain as per local standard of care and clinical protocol, and ERI should continue to serve as an indicator of the need for device replacement scheduling. Please direct any questions about device longevity to Abbott Technical Support.</p> <p>Upon programmer software / remote monitoring software update, the improved longevity estimate will be displayed at the patient's next clinic visit or wireless transmission. Please note that until programmers are updated, a difference in longevity estimates between programmers and remote monitoring (Merlin.net) may be observed.</p> <p><b>Current Status (June 30, 2023):</b> As of June 30, 2023, 966 complaints (0.03%) regarding longevity overestimates were received out of an estimated 2,900,000 devices worldwide.</p>

## PACEMAKER AND CRT-P DEVICES

MODEL IDENTIFICATION	ADVISORY	FOLLOW-UP RECOMMENDATIONS AT TIME OF ADVISORY
<p>A subset of Assurity™ (Models PM1240, PM2240), Assurity™ + (Model PM2260), Assurity MRI™ (Models PM1272, PM2272), Endurity™ (Models PM1160, PM2160), Endurity™ Core (Models PM1152, PM2152), Endurity MRI™ (Models PM1172, PM2172)</p>	<p><b>3/15/2021</b> <b>Class I</b></p> <p>Abbott informed customers of an issue which may affect a subset of Assurity™ and Endurity™ pacemakers. The issue is caused by intermittent incomplete mixing of epoxy during manufacture, which may introduce a risk of moisture ingress and interruption of device functionality.</p> <p>Abbott provided a follow up safety notification on October 5, 2021 to communicate additional units in the advisory and the availability of a new Electronics Performance Indicator (EPI) tool to assist in patient management for those pacemakers monitored with Merlin.net. The EPI tool supplements information available on Merlin.net to identify abnormal electrical system performance resulting from moisture ingress.</p>	<p>Recognizing that each patient requires individual consideration by their physician, in consultation with Abbott CRM's Medical Advisory Board (MAB), Abbott provides the following guidelines:</p> <ul style="list-style-type: none"> <li>• Prophylactic generator replacement is <b>not</b> recommended. This is due to the very low rate of occurrence, and the low potential for patient harm when replacement is performed following an EPI notification or an ERI/EOS alert.</li> <li>• Routine follow-up should remain as per standard of care and clinical protocol. Review device function including measured battery voltage or any unexpected change in battery consumption. Also, evaluate the potential for risk in patients who are pacemaker dependent and are unable to be reliably followed using remote monitoring.</li> <li>• Prompt replacement for devices that receive an EPI notification, reach ERI/EOS, or experience one of these clinical impacts (loss of telemetry, reduced battery longevity, loss of pacing, or reduced ERI to EOS duration), commensurate with the patient's underlying clinical condition.</li> <li>• When possible, monitor patients using Merlin.net to benefit from alert monitoring between routine device checks. For patients currently enrolled in Merlin.net, remind them of the importance of using remote monitoring, which provides daily monitoring of ERI and EOS alerts and includes monitoring of the safety notification population by the EPI tool.</li> </ul> <p><b>Current Status (June 30, 2023):</b> 651 devices of the 337,990 worldwide (0.19%) have exhibited moisture ingress into the pulse generator, resulting in a loss of functionality.</p> <p>To determine if a device serial number is subject to this advisory, please go to the following website:  <a href="https://www.cardiovascular.abbott/us/en/hcp/product-advisories/pacemaker-lookup.html">https://www.cardiovascular.abbott/us/en/hcp/product-advisories/pacemaker-lookup.html</a></p>

## PACEMAKER AND CRT-P DEVICES

MODEL IDENTIFICATION	ADVISORY	FOLLOW-UP RECOMMENDATIONS AT TIME OF ADVISORY
<p>Nanostim™ Leadless Cardiac Pacemaker (Model SIDLCP)</p>	<p><b>11/17/2017</b>  <b>Outside US and US Investigational Device Exemption (IDE) only</b></p> <p>Abbott was made aware of docking button detachments that have occurred following implant or during attempted retrieval of Nanostim™ Leadless Cardiac Pacemaker (LCP) devices. The docking button is a small component (3.6 mm diameter) and is connected to the end of the LCP by two cables. This component is necessary for docking the LCP to the retrieval catheter during a retrieval procedure.</p>	<p>The following patient management recommendations have been developed in consultation with our Leadless Steering Committee members after discussions detailing the occurrences and the potential clinical impact associated with detached docking buttons:</p> <ul style="list-style-type: none"> <li>• Continue following patients as per recommendations of the October 2016 Battery Malfunction for Nanostim™ LCP advisory.</li> <li>• Retrieval of an implanted Nanostim™ LCP with an intact docking button confirmed radiographically remains an option, but should only be considered if the procedure can be performed as per the specifications contained in the instructions for use.             <ul style="list-style-type: none"> <li>• If a detached docking button has been identified, Nanostim™ LCP retrieval is not recommended. In the rare situation where retrieval is the only management option, Abbott recommends the procedure be performed by physicians experienced in foreign body removal, including using the femoral approach. Please contact the Abbott Clinical Study Team for further guidance.</li> </ul> </li> <li>• Prophylactic imaging for the sole purpose of determining if the docking button is intact is not recommended due to the effects of radiation and lack of any clear clinical actions based on results of imaging alone. If the option of Nanostim™ LCP retrieval is being considered, final imaging decisions should take into account the individual patient circumstances and preferences.</li> <li>• If a detached docking button is identified, continue to follow the patient as per the Clinical Study Protocol and report the incident to Abbott and relevant Competent Authority, as appropriate.</li> </ul> <p><b>Current Status: (June 30, 2023):</b> At the time of advisory, three (0.21%) of 1,423 devices implanted worldwide have been reported to have a detached docking button. As of June 30, 2023, a total of 8 have been reported and the rate is now at 0.6% (8/1,423). There have been no reports of serious injury or death.</p>

## PACEMAKER AND CRT-P DEVICES

MODEL IDENTIFICATION	ADVISORY	FOLLOW-UP RECOMMENDATIONS AT TIME OF ADVISORY
<p><b>Global Models</b>            Accent™ MRI™ (Model PM1224)            Accent™ DR RF (Models PM2210, PM2212)            Accent MRI™ (Models PM2218, PM2224)            Accent™ SR RF (Model PM1210)            Accent™ ST DR RF (Models PM2216, PM2222)            Accent™ ST MRI DR RF (Model PM2226)            Accent™ ST MRI SR RF (Model PM1226)            Accent™ ST SR RF (Model PM1222)            Allure Quadra™ RF CRT-P (Model PM3242)            Allure™ RF CRT-P (Model PM3222)            Anthem™ RF CRT-P (Models PM3210, PM3212)            Assurity™ + DR RF (Model PM2260)            Assurity™ + SR RF (Model PM1260)            Assurity™ DR RF (Model PM2240)            Assurity MRI™ (Model PM2272)            Assurity™ SR RF (Model PM1240)            Assurity MRI™ (Model PM1272)            Nuance™ DR RF (Model PM2214)            Nuance™ MRI DR RF (Model PM2230)            Nuance™ MRI SR RF (Model PM1230)            Nuance™ SR RF (Model PM1214)            Nuance™ ST DR RF (Model PM2228)            Nuance™ ST SR RF (Model PM1228)            Quadra Allure MP™ (Model PM3562)            Quadra Allure MP™ RF CRT-P (Model PM3262)            Quadra Allure™ (Model PM3542)            Quadra Relieve MP™ (Model PM3564)            Quadra Relieve MP™ RF CRT-P (Model PM3264)            Quadra Relieve™ (Model PM3544)            Quadra Relieve™ RF CRT-P (Model PM3244)            Relieve™ RF CRT-P (Model PM3224)            Zenex™ + DR RF (Model PM2270)            Zenex™ + SR RF (Model PM1270)            Zenex™ DR RF (Model PM2250)            Zenex™ DR RF MRI (Model PM2282)            Zenex™ SR RF (Model PM1250)            Zenex™ SR RF MRI (Model PM1282)</p>	<p><b>8/28/2017</b>  <b>Class II</b></p> <p>New pacemaker firmware was developed to further mitigate the risk of unauthorized access to our pacemakers that utilize radio frequency (RF) communications. The firmware update provides an additional layer of security against unauthorized access to these devices that further reduces the potential for a successful cybersecurity attack.</p>	<p><b>Patient Management Recommendations</b></p> <p>Prophylactic replacement of affected devices is not recommended.</p> <p>While not intended to serve as a substitute for your professional judgment as to whether the firmware update is advisable for a particular patient, we, along with our Cyber Security Medical Advisory Board, recommend the following:</p> <ul style="list-style-type: none"> <li>• Discuss the risks and benefits of the cybersecurity vulnerabilities and associated firmware update with your patients at the next regularly scheduled visit. As part of this discussion, it is important to consider patient specific issues such as pacemaker dependence, age of device, and patient preference and provide them with the "Patient Communication".</li> <li>• Determine if the update is appropriate given the risk of update for the patient. If deemed appropriate, install this firmware update following the instructions on the programmer (and listed below).</li> <li>• For pacing dependent patients, consider performing the cybersecurity firmware update in a facility where temporary pacing and pacemaker generator change are readily available, due to the very small estimated risk of firmware update malfunction.</li> </ul> <p><b>Current Status (June 30, 2023):</b> We have received no reports of device compromise related to the cybersecurity vulnerabilities in the implanted devices impacted by this communication.</p> <p>If you have any questions about the cybersecurity firmware update you can contact your Abbott representative or our dedicated customer technical support hotline at 1-800-722-3774 (U.S.).</p> <p>Additional materials, including a Patient Communication, can be found on <a href="#">Cardiovascular Product Advisories   Abbott</a>.</p>

## PACEMAKER AND CRT-P DEVICES

MODEL IDENTIFICATION	ADVISORY	FOLLOW-UP RECOMMENDATIONS AT TIME OF ADVISORY
<p>Nanostim™ Leadless Cardiac Pacemaker (Model SIDLCP)</p>	<p><b>10/28/2016</b>  <b>Outside US and US Investigational Device Exemption (IDE) only</b></p> <p>Abbott was made aware of seven (7) reports worldwide of lost telemetry and pacing output as a result of a battery malfunction associated with Nanostim Leadless Cardiac Pacemaker (LCP) devices. Due to these events, we have decided to pause Nanostim LCP implants in the Leadless II IDE/CAP study.</p> <p>Analysis of returned units has found decreased battery capacity due to reduced electrolyte, resulting in high internal battery resistance. This disrupts the required capacity for proper device function and reduces device longevity.</p> <p>Referring to a previously measured battery voltage may not provide an indication of continued normal operation as battery voltage remains normal under these circumstances. The Recommended Replacement Time (RRT) indicator will not be triggered as the battery voltage will remain above RRT in these devices. Battery malfunction may be indicated with a loss of telemetry/communication with the implanted device and/or loss of pacing and magnet mode operation.</p>	<p>In consultation with our Leadless II IDE and our Leadless Postmarket Study Steering Committees we recommend the following:</p> <ul style="list-style-type: none"> <li>• Do not implant unused devices and return them to Abbott.</li> <li>• Do not rely on the RRT indicator to identify a battery that may potentially malfunction. However, if the RRT indicator does trigger, replace the device per standard practice.</li> <li>• Do not perform AV Node ablation in patients with an existing Nanostim LCP without another functional pacing system implanted.</li> <li>• For patients who have not previously been documented to be pacemaker dependent, re-assess patients in-office for pacemaker dependence.</li> <li>• <b>For non-pacemaker dependent patients with devices of implant duration ≥ 24 months, more intensive follow-up and monitoring is recommended.</b> <ul style="list-style-type: none"> <li>• Implant Duration ≥ 24 months: Request follow-up as soon as possible to assess the status of the battery. Then, monthly follow-up is recommended through in-office visits or a reliable method of tele-monitoring of heart rate and electrocardiogram.</li> <li>• Implant Duration &lt; 24 months: Continue follow up per protocol.</li> </ul> </li> <li>• <b>For pacemaker dependent patients, device replacement is recommended (priority should be for patients with implants of longer duration).</b> <ul style="list-style-type: none"> <li>• Identify and treat patients as quickly as possible.</li> <li>• Interrogate the device and identify the ability to communicate with the device and the patient's underlying rhythm.</li> <li>• Determine the strategy for management, including a decision whether to retrieve or abandon the Nanostim LCP, based on the individual patient's clinical history and overall medical condition. Use a temporary pacemaker for backup pacing while replacing the Nanostim device where clinically indicated.</li> <li>• If the device is to be retrieved, use the Nanostim retrieval system as per the standard procedure described in the instructions for use.</li> <li>• If the device will not be retrieved or if retrieval was attempted and not possible, implant a new pacemaker lead (bipolar) at a distance from the existing LCP to prevent long-term mechanical and electrical interactions. Confirm the location using multiple radiographic views.</li> <li>• After implantation of the new pacing system, if it is possible to communicate with the LCP, turn "OFF" the abandoned LCP system. If the LCP device cannot be turned "OFF", consider programming the newly implanted system a minimum of 5 bpm faster than the LCP in order to inhibit the Nanostim device.</li> </ul> </li> </ul> <p><b>Current Status: (June 30, 2023):</b> At the time of advisory, seven (7) reported devices (0.5%) of 1,423 implanted devices worldwide have exhibited battery malfunction at 29-37 months after implant. As of June 30, 2023, there were additional reports and the rate is now 26.8%. There have been no reports of serious injury or death.</p>

## PACEMAKER AND CRT-P DEVICES

MODEL IDENTIFICATION	ADVISORY	FOLLOW-UP RECOMMENDATIONS AT TIME OF ADVISORY
Accent™ SR (Model PM1110) Accent™ DR (Model PM2112)	<p><b>12/7/2012</b> <b>Outside US Only</b></p> <p>Due to an incorrect software setting, a specific subset of the Accent™ SR and Accent™ DR devices shipped to certain countries outside the US will not provide a change in the sensor driven (rate responsive) pacing rates in response to patient physical activity. All other programmed parameters, features and functions operate as designed, e.g. an Accent DR device programmed to DDDR will appropriately track atrial activity and properly function in the DDD mode. A non-invasive programmer software solution that will correct the issue in all affected, implanted devices will be available once regulatory approval has been completed.</p>	<p>Abbott makes the following recommendations:</p> <p>Identify affected patient</p> <ul style="list-style-type: none"> <li>• Review your patient's clinical indications for pacing and determine the clinical need for rate responsive, sensor driven pacing.</li> <li>• In the event that a patient requires rate responsive sensor driven activity pacing and exhibits clinical symptoms due to the lack of increased pacing rates with exercise, please contact your local Sales Representative or our Technical Support</li> <li>• Continue to follow patients on their standard follow-up schedule.</li> </ul> <p><b>Current Status (June 30, 2023):</b> The programmer software update was released in April 2013. At the time of the advisory, approximately 6,000 affected devices were implanted. There have been no additional devices confirmed to have this issue since the time of the software release in April 2013.</p>

MODEL IDENTIFICATION	ADVISORY	FOLLOW-UP RECOMMENDATIONS AT TIME OF ADVISORY
Accent™ DR (Models PM2110, PM2112, PM2210, PM2212), Anthem™ CRT-P (Models PM3110, PM3112, PM3210, PM3212)	<p><b>9/22/2011</b> <b>Class II</b></p> <p>A small amount of electrical charge may accumulate within an internal capacitor which results in a low or varying pacing lead impedance (PLI) value during the automatic daily measurements. An out of range lead impedance measurement may result in a patient notifier alert, a remote monitoring Merlin.net™ Patient Care Network alert, or a prior alert message to be displayed on the programmer screen at the next in-clinic follow-up.</p>	<p>In order to prevent a false reading, a new Merlin™ Patient Care System programmer software version is available. When used to interrogate an Accent DR or Anthem CRT-P pacemaker this software will eliminate the potential for this anomaly to occur. With the new software, the programmer will automatically activate circuitry in the pacemaker during the interrogation process to ensure that any residual charge on the capacitor is discharged prior to performing the daily PLI measurement. The onetime upgrade is performed automatically on affected devices and will not change the operation of the implanted device. Your Abbott Sales Representative will assist you in loading the new programmer software onto your Merlin programmer.</p> <p>If you are following any patients implanted with Accent DR pacemakers or Anthem CRT-P devices, Abbott makes the following recommendations, which are consistent with standard best practices:</p> <ul style="list-style-type: none"> <li>• Ensure that the new programmer software version is loaded on your programmers as soon as practical.</li> <li>• Continue to follow patients on their standard follow-up schedule. Since the likelihood of the low lead impedance measurement is low, the device interrogation can be performed at the patient's next regular scheduled follow-up visit.</li> <li>• In the event that a patient receives a low lead impedance alert before the new programmer software has been loaded, we suggest that you evaluate the device as you normally would for any such instance. If the daily pacing lead impedance value is out-of range, re-interrogate the device's measured data and look at the lead impedance values. This "in-clinic" measurement is not affected by the aforementioned capacitor charge build-up and will provide an accurate lead impedance measurement.</li> </ul> <p><b>Current Status (June 30, 2023):</b> Worldwide, 13 Accent DR (&lt;0.01%) and 225 Anthem CRT-P (1.6%) devices have exhibited this diagnostic anomaly.</p>



## PACEMAKER AND CRT-P DEVICES

MODEL IDENTIFICATION	ADVISORY	FOLLOW-UP RECOMMENDATIONS AT TIME OF ADVISORY
Identity <sup>™</sup> SR (Model 5172) Identity <sup>™</sup> DR (Model 5370) Identity <sup>™</sup> XL DR (Model 5376)	<p><b>10/12/2006</b> <b>Class II</b></p> <p>A programmer software anomaly can lead to incorrect reporting of battery voltage, expected battery longevity and elective replacement indicator (ERI) status in Abbott Identity<sup>™</sup> pacemakers. The anomaly does not affect the device's actual battery voltage, longevity or functionality, but could result in inaccurate reporting of the status of these measured data parameters. This software anomaly can appear in the Abbott Identity<sup>™</sup> family of pacemakers when programmed by the Abbott APS<sup>™</sup> III Model 3500/3510 or Merlin<sup>™</sup> Patient Care System Model 3650 programmers.</p>	<p>No follow-up is recommended at the time of advisory. Devices do not need to be replaced. A programmer software update, pending FDA and other regulatory agency approval, will mitigate this anomaly when the device is interrogated. Before the programmer software update is available, any subsequent measured data update that is performed during the session would be valid and the device operating magnet rate would be up-to-date. After the programmer software update is available, any device affected by this issue will be automatically corrected via the normal interrogation process.</p> <p><b>Current Status (June 30, 2023):</b> At the time of the advisory, there were 53 worldwide (50 U.S.) devices confirmed to have been affected by this issue. As of June 30, 2023 there were an additional 78 worldwide (65 U.S.) devices confirmed with this issue, all prior to the distribution of the software fix.</p>

## LEFT-HEART LEADS

MODEL IDENTIFICATION	ADVISORY	FOLLOW-UP RECOMMENDATIONS AT TIME OF ADVISORY
<p>QuickSite™ (Models 1056T, 1058T) QuickFlex™ (Models 1156T, 1158T)</p>	<p><b>4/3/2012</b> <b>Class II</b></p> <p>Abrasion of the silicone insulation in the distal portion of QuickSite and QuickFlex leads has led to visual observations of externalized conductors.</p> <p>There have been no reports of death or serious injury associated with the externalized conductors; likewise there have been no electrical dysfunctions attributable to the externalized conductors.</p> <p>The reported rate of externalized conductors in the QuickSite and QuickFlex leads is 0.023%, based on 39 confirmed cases of externalized conductors in a population of approximately 82,000 QuickSite and 89,000 QuickFlex leads sold worldwide.</p> <p>This issue is under-detected because these cases are visual observations without any signs of electrical dysfunction and fluoroscopic/xray imaging is not routine. Based on a review of returned leads and available fluoroscopic and x-ray images of patients with QuickSite and QuickFlex leads (1,219 leads), it is estimated that the incidence of conductor externalization on these leads may be 3% to 4%.</p>	<p>Abbott and its Medical Advisory Board recommend that physicians continue to monitor their patient's implanted system at regularly scheduled intervals with attention paid to diagnostic information related to LV pacing performance, in particular LV lead impedance and capture thresholds. Programming of alerts that monitor lead impedance changes outside of the nominal range and enabling the patient notifier should be considered. A special X-ray or fluoroscopic imaging is not recommended for LV CRT leads with normal electrical function. CRT pacing functionality should be evaluated during routine device checks and only leads exhibiting electrical anomalies that cannot be reprogrammed to deliver effective CRT pacing should be considered for replacement.</p> <p><b>Current Status (June 30, 2023):</b> At the time of the advisory there was a worldwide reported externalized conductor rate of 0.023% in QuickSite and QuickFlex leads. As of June 30, 2023, the cumulative worldwide reported externalized conductor rate (based on both returns and non-returns) for QuickSite and QuickFlex leads remained stable at 0.28%.</p>

## DEFIBRILLATION LEADS

MODEL IDENTIFICATION	ADVISORY	FOLLOW-UP RECOMMENDATIONS AT TIME OF ADVISORY
<p>Optisure™ Defibrillation Lead (Models LDA220, LDA220Q, LDA230Q, LDP220Q)</p>	<p><b>11/3/2015</b> <b>Class I</b></p> <p>A limited number of dual coil Optisure defibrillation leads may have been compromised during the manufacturing process. A trim technique to remove excess medical adhesive around the SVC shock coil may have introduced damage to the lead's insulation.</p> <p>A thorough investigation has determined the probability of a lead malfunction as a result of this trim technique is very low. A total of 447 leads subjected to the trim technique were distributed globally. Of those, 278 were implanted in the United States. Abbott is not aware of any adverse clinical events related to this matter. Furthermore, an analysis of patients implanted with the subject leads that are being actively monitored via Merlin.net™ Patient Care Network has shown that none of these patients have experienced any recorded electrical issues.</p>	<p>Abbott recommends the following actions depending on the device the affected patients have implanted. According to our records the vast majority of patients with the subject leads have devices with the DynamicTx™ feature that provides additional protection to help ensure therapy delivery in the case of a compromised lead.</p> <p>For patients implanted with a potentially-impacted Optisure lead connected to a device WITH DynamicTx™ technology, we recommend:</p> <p>Review the Patient Records:</p> <ol style="list-style-type: none"> <li>1. Ensure DynamicTx™ technology is programmed "On"</li> <li>2. Enroll these patients in our Merlin.net™ Patient Care Network</li> <li>3. Monitor patients as normal, with no additional testing or follow-up needed.</li> </ol> <p>For patients implanted with a potentially-impacted Optisure lead connected to a device WITHOUT DynamicTx™ technology we recommend:</p> <ol style="list-style-type: none"> <li>1. Enroll these patients in our Merlin.net™ Patient Care Network</li> <li>2. Where clinically appropriate, consider turning off the SVC coil (select RV-to-Can vector)</li> <li>3. If dual coil shocking configuration is desired, consider performing a high voltage test using maximum energy.             <ol style="list-style-type: none"> <li>a. If shock delivery is normal - no additional testing is required</li> <li>b. If shock delivery identifies a short circuit – consider lead replacement</li> </ol> </li> </ol> <ul style="list-style-type: none"> <li>• DynamicTx™ technology automatically adjusts shock configurations to ensure the delivery of high-voltage therapy even if an electrical short were to occur.</li> </ul> <p>We recommend at your patient's next follow-up visit an Abbott representative be present to program an alert message into the implanted device. This will provide clinicians following patients with impacted subject lead an alert message on the Merlin™ Programmer upon interrogation, ensuring that future caregivers assessing the diagnostics of these devices receive the latest information and be made aware of this corrective action. We believe such actions will further the ability of our clinician partners to most optimally manage the care of their patients.</p>

## DEFIBRILLATION LEADS

MODEL IDENTIFICATION	ADVISORY	FOLLOW-UP RECOMMENDATIONS AT TIME OF ADVISORY
<p>Riata<sup>™</sup> Defibrillation Lead (Models 1570, 1571, 1572, 1580, 1581, 1582)                      Riata<sup>™</sup> i Defibrillation Lead (Models 1560, 1561, 1562, 1590, 1591, 1592)                      Riata<sup>™</sup> ST Defibrillation Lead (Models 7000, 7001, 7002, 7010, 7011, 7040, 7041, 7042)</p>	<p><b>11/28/2011</b>  <b>Class I</b></p> <p>Externalized conductors occur when an abrasion results in an outer insulation breach, allowing the normally contained conductors to become visible outside the lead body. Even though causality cannot be established, when externalized conductors are accompanied by reports of electrical malfunction, these reports typically include pacing or defibrillation impedance changes, inappropriate therapy, noise and oversensing, and pacing threshold rise. Externalized conductors have not been observed in Riata ST Optim<sup>™</sup> and Durata<sup>™</sup> models due to the presence of an abrasion resistant outer Optim<sup>™</sup> lead insulation sheath.</p>	<p>Abbott and its Medical Advisory Board (MAB) make the following recommendations, which are consistent with standard best practices and our December 2010 product communication.</p> <p>Whenever possible, monitor devices and leads remotely and advise your patients of the importance of contacting you should they experience any adverse events. Abbott<sup>™</sup> remote monitoring features can be used to detect electrical changes early that may be associated with externalized conductors.</p> <p>Continue to monitor your patient's implanted system at regularly scheduled intervals with particular attention to diagnostic information related to defibrillation lead performance. The recommendations for frequency of in-person are a follow-up period of every 3 - 6 months for ICD/CRT-D devices per the HRS/EHRA consensus.</p> <p>Review lead measurements including pacing and high voltage lead impedances per your standard follow-up procedures in particular looking for significant changes from the patient's previous follow-up visits.</p> <p>If there is evidence of a lead electrical failure, manage the patient per standard practice.<sup>1</sup> This may include x-ray or fluoroscopy. Additional testing, if necessary, could include provocative methods such as shoulder and arm movements and deep respiration while looking at the surface ECG and intracardiac electrograms with the programmer, which may reveal an intermittent problem associated with any source of lead electrical failure if one exists.</p> <p>The value of routine x-ray or fluoroscopy for patients with leads having no electrical abnormalities is unknown at this time and is therefore not recommended.</p> <p>In addition, prophylactic explant or replacement of a lead without electrical dysfunction is not recommended.</p> <p>Currently there is no expert consensus regarding whether patients undergoing pulse generator replacement should undergo fluoroscopy or lead replacement should an externalized conductor without electrical anomalies be present. This is, in part, because the risk versus benefit of replacing a lead in such a patient may vary from patient to patient and center to center. Clinical decisions in this setting should be individualized based on specific patient conditions and circumstances.</p> <p>Based on input from the MAB, Abbott continues to monitor post-market surveillance data to evaluate further the incidence of externalized conductors and the long-term performance of leads with externalized conductors that do not exhibit electrical abnormalities.</p> <p><b>Current Status (August 31, 2023):</b> At the time of the advisory there was a worldwide reported all-cause insulation abrasion rate of 0.63% for Riata silicone leads. The worldwide reported rate for the subcategory of externalized conductors in Riata silicone leads was 0.10%. As of August 31, 2023, there have been additional reports. The worldwide reported rates of all-cause abrasion and externalized conductors for Riata silicone leads was 4.94% and 2.99% respectively. The latest information related to the silicone Riata lead advisory, including the final results of the Cardiac Lead Assessment Study (CLAS) and references to independent studies of Riata lead performance, can be obtained at <a href="https://www.cardiovascular.abbott/us/en/hcp/product-advisories/riata.html">https://www.cardiovascular.abbott/us/en/hcp/product-advisories/riata.html</a>.</p>
		<p>1 Epstein, A.E. "Troubleshooting of Implantable Cardioverter-Defibrillators." <i>Clinical Cardiac Pacing, Defibrillation, and Resynchronization Therapy</i>, 4th ed. Eds. Ellenbogen, K.A., Kay G.N., Lau, C-P., Wilkoff, B.L. Philadelphia: Elsevier, 2011. 889-910.</p>

## DEFIBRILLATION LEADS

MODEL IDENTIFICATION	ADVISORY	FOLLOW-UP RECOMMENDATIONS AT TIME OF ADVISORY
<p>Riata<sup>™</sup> Defibrillation Lead (Models 1570, 1571, 1572, 1580, 1581, 1582)                      Riata<sup>™</sup> i Defibrillation Lead (Models 1560, 1561, 1562, 1590, 1591, 1592)                      Riata<sup>™</sup> ST Defibrillation Lead (Models 7000, 7001, 7002, 7010, 7011, 7040, 7041, 7042)</p>	<p><b>12/15/2010</b>  <b>Outside US Only</b></p> <p>Abrasion of silicone defibrillation leads is acknowledged within the clinical community as a well known clinical risk and is documented in the literature as the number one cause of lead failure across the industry with reported failure rates ranging from 3 to 10%. After more than 9 years of clinical use and approximately 227,000 implants, silicone insulated Riata<sup>™</sup>, Riata<sup>™</sup> i, and Riata<sup>™</sup> ST defibrillation leads have exhibited an insulation abrasion rate of 0.47% (inclusive of confirmed returns and complaints/observations with no associated return). There are several factors that can contribute to lead abrasion in implanted pacing and defibrillation systems, including physiological stresses placed on the lead due to patient anatomy, implant orientation, and mechanical stresses applied from concomitant devices in the body.</p>	<p>Continue to monitor your patient's implanted system at regularly scheduled intervals with particular attention to diagnostic information related to defibrillation lead performance. The recommendations for frequency of in-person or remote monitoring are a follow-up period of every 3 - 6 months for ICD/CRT-D devices per the HRS/EHRA consensus.</p> <p>Review lead measurements including pacing and high voltage lead impedances per your standard follow-up procedure in particular looking for significant changes from the patient's previous follow-up visits.</p> <p>If there is evidence of a lead electrical failure, manage the patient per standard practice.<sup>1</sup> This may include x-ray or fluoroscopy. Additional testing if necessary could include provocative methods such as shoulder and arm movements and deep respiration while looking at the surface ECG and intracardiac electrograms with the programmer, which may reveal an intermittent problem if one exists.</p> <p>Consider remote monitoring and advise your patients of the importance of contacting you if they experience any adverse events.</p> <p><b>Current Status (August 31, 2023):</b> At the time of the advisory there was a worldwide insulation abrasion rate of 0.47% for Riata silicone leads. As of August 31, 2023, there have been additional reports and the worldwide reported insulation abrasion rate is 4.94%.</p>

<sup>1</sup> Epstein, A.E. "Troubleshooting of Implantable Cardioverter-Defibrillators." *Clinical Cardiac Pacing, Defibrillation, and Resynchronization Therapy, 4th ed.* Eds. Ellenbogen, K.A., Kay G.N., Lau, C-P., Wilkoff, B.L. Philadelphia: Elsevier, 2011. 889-910.

## ICM DEVICES

MODEL IDENTIFICATION	ADVISORY	FOLLOW-UP RECOMMENDATIONS AT TIME OF ADVISORY
<p>Confirm Rx™ (Model DM3500)</p>	<p><b>5/18/2018</b> <b>Class II</b> <b>US Only</b></p> <p>Abbott advised physicians that exposure to sub-freezing temperatures during our supply chain process caused a transient battery voltage drop for a small number of Confirm Rx™ Model DM3500 Insertable Cardiac Monitoring (ICM) devices.</p>	<p>Prophylactic replacement of affected devices is not recommended.</p> <p>To correct implanted devices or detect affected units before implant, it is required to update to Merlin™ programmer software version 24.2.x or later. If you do not yet have this software version, you may contact your Abbott representative to facilitate in upgrading your programmer(s).</p> <p><b>Recommendations for Patients with Implanted Devices</b></p> <p>Abbott reviewed data in Merlin.net™ Patient Care Network to identify implanted devices with an incorrect low battery indicator. Patients confirmed to be impacted can be found in the enclosed Patient List. Additionally, implanted patients who could not be assessed for this condition through data available in Merlin.net™ PCN are included in this list. We recommend performing the following actions at the patient's next regularly scheduled visit:</p> <ul style="list-style-type: none"> <li>• For patients confirmed to be impacted, contact Abbott Technical Services to assist in correcting the battery indicator.</li> <li>• For Confirm Rx™ device patients requiring further assessment to determine potential impact, review post-implant programmer printouts or session records to determine whether a low battery indicator is present.</li> <li>• If a low battery indicator is observed, contact Abbott Technical Services to assist in confirmation and correction of the battery indicator display.</li> </ul> <p><b>Recommendations for Devices not yet Implanted</b></p> <p>For new implants, Merlin™ programmer software version 24.2.x or later will detect this incorrect low battery indicator condition. Interrogate all new Confirm Rx devices prior to implant. If the notification pop-up is displayed, follow the on-screen instructions to proceed with contacting Abbott Technical Services and select an alternate device for the implant.</p> <p><b>Current Status (June 30, 2023):</b> At the time of the advisory, 0.41% devices distributed worldwide have been reported to have experienced incorrect display of low battery indicator. As of June 30, 2023 there have been no additional reports of low battery indicator and the rate remains at 0.283%. There have been no reports of serious injury or death.</p> <p>If you have any questions about this communication or the patient management recommendations, please contact your Abbott representative or Abbott Technical Support at 1-800-722-3774 (U.S.). Additional materials, can be found on <a href="#">Cardiovascular Product Advisories   Abbott</a>.</p>

## ICM DEVICES

MODEL IDENTIFICATION	ADVISORY	FOLLOW-UP RECOMMENDATIONS AT TIME OF ADVISORY
<p>SJM Confirm™ ICM (Models DM2100, DM2102)</p>	<p><b>3/11/2011</b> <b>Class II</b> <b>US and Germany</b></p> <p>A product firmware upgrade using the Merlin™ Patient Care System (PCS) programmer running software versions 10.1.1.3, 10.1.1.2, or 11.2.2 leaves the implantable cardiac monitor device in a state which results in increased current usage. If not corrected this state could result in premature battery depletion.</p>	<p>If you are following any patients implanted with the SJM Confirm ICM Models DM2100 or DM2102 and their device was upgraded using the Merlin programmer with the above mentioned software versions it is recommended to determine the patient's clinical reason for the implant and their continued need for the device:</p> <ul style="list-style-type: none"> <li>• If the device has previously been used to record and assist in the diagnosis of an arrhythmia and is no longer needed, no further action is required. The device will exhaust its battery capacity prior to the 3 year expected longevity.</li> <li>• If the unit is still indicated for diagnosing a potential clinical arrhythmia, contact your Field Clinical Engineer and he/she will assist in calculating the projected remaining longevity. If appropriate, the microprocessor operation can be reset to the nominal current drain.</li> <li>• If the device is no longer indicated it can be left implanted until such time that a routine explant is desired.</li> </ul> <p>If the device is determined to be necessary and is experiencing increased current usage as described above, it can be corrected with assistance from your Sales Representative or Abbott Technical Services.</p> <p><b>Current Status (June 30, 2023):</b> At the time of the advisory, 83 implanted devices world-wide were identified as having undergone the problematic firmware upgrade. All of these devices have been corrected using the Merlin PCS programmer or were determined by the clinician to not require further action because the device had already provided the necessary diagnostic information and was no longer required. There have been no additional implanted devices confirmed to have been affected by this issue. Updated Merlin PCS programmer software has been implemented which prevents this issue from occurring in the future.</p>

## REMOTE MONITORING/TRANSMITTERS

MODEL IDENTIFICATION	ADVISORY	FOLLOW-UP RECOMMENDATIONS AT TIME OF ADVISORY
<p>Merlin@home™ Software Model EX2000 v8.2.2 for Merlin@home™ Transmitter (Models EX1150, EX1150W, EX1100, EX1100W)</p>	<p><b>4/3/2017</b> <b>Class II</b></p> <p>In recognition of the changing cybersecurity landscape, and the increased public attention on medical device cyber risks, we have informed the clinical community about available updates to Merlin@home™ transmitter software. The Merlin@home™ patient transmitter software version 8.2.2 includes security updates that complement the company's existing security measures and further reduce the already extremely low cybersecurity risks.</p>	<ul style="list-style-type: none"> <li>• Patients should ensure that their Merlin@home™ transmitter is plugged in and connected via cellular adapter, wi-fi or landline so the transmitter can receive these and any future updates.</li> <li>• Health Care Providers should continue to conduct patient management using the Merlin.net™ Patient Care Network (PCN) and in-office follow-ups per normal routine with patients who have an implantable cardiac device that is monitored using the Merlin@home™ transmitter.</li> <li>• For further information, health care providers can contact their local sales representative. In addition, both health care providers and patients can visit <a href="#">Connectivity and Remote Care for Cardiac Rhythm Management   Abbott (cardiovascular.abbott)</a> for answers to questions and additional information regarding Abbott's implantable cardiac rhythm devices, or the Merlin@home™ transmitter.</li> </ul> <p><b>Current Status (June 30, 2023):</b> We have received no reports of device compromise related to the cybersecurity vulnerabilities in the implanted devices impacted by this communication.</p>



## REMOTE MONITORING/TRANSMITTERS

MODEL IDENTIFICATION	ADVISORY	FOLLOW-UP RECOMMENDATIONS AT TIME OF ADVISORY
<p>Merlin@home™ RF Remote Monitoring Transmitter EX1150</p>	<p><b>12/18/2014</b> <b>Class II</b></p> <p>A low incidence of Merlin@home transmitters initiating a software reset resulting in backup operation in some implanted Abbott Radio Frequency (RF) enabled Implantable Cardioverter Defibrillators (ICDs) and Pacemakers. Potentially affected RF devices include the Abbott Ellipse™, Fortify Assura™, Unify Assura™, and Quadra Assura™ ICDs and Assurity™ and Allure™ Pacemakers.</p> <p>In the event that an Ellipse, Fortify Assura, Unify Assura, or Quadra Assura ICD enters backup mode, the nominal operational settings will be VVI pacing mode, 67 ppm, 5.0v/0.6ms with bipolar pacing output and defibrillation settings of a VF detection rate of 146 bpm and 36J high voltage therapy. In the event an Assurity or Allure pacemaker enters backup mode, it will have output settings of VVI pacing mode, 67 ppm, 5.0v/0.6ms with unipolar pacing. This issue can only occur when the patient is being actively monitored by a Merlin@home™ RF bedside transmitter. If a device enters backup mode, the Merlin@home system will detect it and an alert will be provided to the clinic. Additionally, the ICD will deliver a patient vibratory alert and the pacemaker will deliver a patient audible alert.</p> <p>For Ellipse, Fortify Assura, Unify Assura and Quadra Assura ICDs, the rate of occurrence is 0.25% based on 55,000 devices followed via Merlin.net™ remote monitoring. For Assurity and Allure pacemakers, the rate of occurrence is 0.016% based on 12,000 devices followed remotely. All pacemakers and the vast majority (approximately 90%) of ICDs reported to exhibit backup operation as a result of this anomaly were non-invasively restored to normal operation. In approximately 10% of the ICD cases, software was unable to be successfully restored and a device replacement was performed. The software download procedure was revised to ensure a successful download if an incident of a software reset were to occur in the future.</p> <p>There have been no reported cases of serious injury or death associated with this anomaly. The issue will be resolved with a software update of the Merlin@home transmitter that will be performed automatically over its telephone, broadband, or cellular connection without requiring any action from you or your patients.</p> <p><b>9/19/2015</b></p> <p>An additional software upgrade was implemented to address a second software anomaly which coexisted in the Merlin@home transmitter system that also had the potential to cause software resets for potentially affected Abbott devices.</p>	<p>The Merlin@home transmitter software has been modified to prevent this issue from occurring and has received FDA approval. A Merlin@home software update will be performed automatically over its telephone, broadband, or cellular connection without requiring any action from you or your patients. No changes to your patient's remote or in-clinic follow up schedules are required. Patients with implanted devices not mentioned above, patients who are being remotely followed with inductive telemetry (wand directly over the device) and patients not being followed remotely are not affected by this issue.</p> <p><b>Current Status (June 30, 2023):</b> In December 2014, the worldwide event rate of Merlin@home transmitters initiating a software reset resulting in backup operation for Ellipse, Fortify Assura, Unify Assura and Quadra Assura ICDs was 0.30% based on 83,000 devices followed via Merlin.net Patient Care Network (Merlin remote monitoring). For Assurity and Allure pacemakers, the rate of occurrence was 0.06% in 2014, based on 12,000 devices followed remotely. With the subsequent software updates, the incidence rates have been significantly reduced. As of June 30, 2023, the average monthly incidence rate based on the worldwide quantity of remotely monitored Ellipse, Fortify Assura, Unify Assura and Quadra Assura ICDs declined to 0.001%. For Assurity and Allure pacemakers, the average monthly rate of occurrence remained stable at 0.0005%, based on the worldwide quantity of remotely monitored devices.</p>

# Healthcare Professional Communications

## PACEMAKER AND CRT-P DEVICES

MODEL IDENTIFICATION	COMMUNICATION	DETAILS
<p>Affinity<sup>™</sup>, Entity<sup>™</sup>, Integrity<sup>™</sup>, Identity<sup>™</sup>, Sustain<sup>™</sup>, Frontier<sup>™</sup>, Victory<sup>™</sup> and Zephyr<sup>™</sup> models</p>	<p><b>1/29/2014</b> <b>Worldwide</b></p> <p>As part of Abbott's commitment to communications on device performance, and in consultation with our Medical Advisory Board, we provided Health Care Professionals information regarding possible effects of electrocautery on older generation Abbott pacemakers.</p>	<p>Abbott has reviewed incident reports on specific older generation pacemaker models exposed to electrocautery. When devices from these pacemaker families are exposed to electrocautery (as well as the PEAK PlasmaBlade<sup>™</sup> blade), they may exhibit a temporary change in function that could persist for 30 seconds or longer after the electrocautery exposure has been terminated. The duration of the effect depends on several factors including the battery voltage of the device, the energy of the electrocautery output, and the distance from the electrocautery source to the implanted system. The most clinically significant observation has been loss of capture due to a transient reduction in the pacing output voltage. Placing a magnet over the device or programming to an asynchronous pacing mode will not prevent this temporary reduction in pacing output.</p> <p>The effects of electrocautery on cardiac implantable electronic device operation are well documented in the scientific literature and most, if not all, pacemaker and implantable cardioverter defibrillator (ICD) User's Manuals include labeling about the use of electrosurgery equipment and its possible effects on the operational characteristics and/or internal circuitry of these devices.</p> <p>As is the case with all perioperative assessments in patients with cardiac implantable electronic devices, evaluating the individual patient's dependence on the implanted device should be assessed prior to any procedure that would ordinarily require electrocautery, particularly a pacemaker procedure. If pacemaker dependency is identified, either do not use electrocautery or employ appropriate precautions to ensure that the heart rate will be supported in the presence of electrocautery. Consideration of placing a temporary transvenous pacemaker is appropriate.<sup>1,2</sup></p> <p>All Abbott pacemaker and ICD User's Manuals provide Warnings and Precautions regarding the use of electrosurgical devices in the vicinity of an implanted device.</p> <p>Importantly, the more recent families of Abbott pacemakers (Accent and Anthem) and all ICDs are not subject to this temporary change in function from the extended effects of electrocautery.</p> <p>References:</p> <p><sup>1</sup> Hayes and Friedman, Cardiac Pacing, Defibrillation and Resynchronization, 2nd Edition, p. 192</p> <p><sup>2</sup> Ellenbogen and Wood, Cardiac Pacing and ICDs, 4th Edition, p. 227</p>

# Index

## CRT DEVICES

Allure Quadra MP™ CRT-P (PM3262)	46
Allure Quadra MP™ CRT-P (PM3562)	45
Allure Quadra™ RF CRT-P (PM3242)	48
Allure™ RF CRT-P (PM3222)	47
Anthem™ RF CRT-P (PM3210)	49
Atlas™ + HF CRT-D (V-343)	34
Frontier™ II CRT-P (5586)	50
Gallant™ HF CRT-D (CDHFA500Q)	12
Promote™ + CRT-D (CD3211-36)	32
Promote™ + CRT-D (CD3211-36Q)	31
Promote™ RF CRT-D (3207-36)	33
Quadra Assura™ CRT-D (CD3265-40)	24
Quadra Assura™ CRT-D (CD3265-40Q)	23
Quadra Assura™ CRT-D (CD3365-40C)	17
Quadra Assura™ CRT-D (CD3365-40Q)	15
Quadra Assura MP™ CRT-D (CD3369-40C)	14
Quadra Assura MP™ CRT-D (CD3369-40Q)	13
Unify Assura™ CRT-D (CD3257-40)	26
Unify Assura™ CRT-D (CD3257-40Q)	25
Unify Assura™ CRT-D (CD3357-40C)	21
Unify Assura™ CRT-D (CD3357-40Q)	19
Unify Quadra™ CRT-D (CD3249-40)	28
Unify Quadra™ CRT-D (CD3249-40Q)	27
Unify™ CRT-D (CD3231-40)	30
Unify™ CRT-D (CD3231-40Q)	29

## LEFT-HEART LEADS

Quartet™ (1456Q)	58
Quartet™ (1457Q)	57
Quartet™ (1458Q)	59
Quartet™ (1458QL)	56
QuickFlex™ (1156T)	61
QuickFlex™ μ (1258T)	60
QuickFlex™ XL (1158T)	62
QuickSite™ (1056K)	65
QuickSite™ (1056T)	64
QuickSite™ XL (1058T)	63

## ICDS

Atlas™ + DR (V-243)	89
Atlas™ + VR (V-193)	117
Atlas™ II + DR (V-268)	88
Atlas™ II VR (V-168)	116

## PG

## ICDS

Current™ + DR (CD2211-36)	86
Current™ + DR (CD2211-36Q)	85
Current™ + VR (CD1211-36)	114
Current™ + VR (CD1211-36Q)	113
Current™ DR RF (2207-36)	87
Current™ VR RF (1207-36)	115
Ellipse™ DR (CD2311-36)	80
Ellipse™ DR (CD2311-36Q)	79
Ellipse™ DR (CD2411-36C)	74
Ellipse™ DR (CD2411-36Q)	73
Ellipse™ VR (CD1311-36)	110
Ellipse™ VR (CD1311-36Q)	109
Ellipse™ VR (CD1411-36C)	102
Ellipse™ VR (CD1411-36Q)	101
Fortify Assura™ DR (CD2257-40)	82
Fortify Assura™ DR (CD2257-40Q)	81
Fortify Assura™ DR (CD2357-40C)	77
Fortify Assura™ DR (CD2357-40Q)	75
Fortify Assura™ VR (CD1257-40)	108
Fortify Assura™ VR (CD1257-40Q)	107
Fortify Assura™ VR (CD1357-40C)	105
Fortify Assura™ VR (CD1357-40Q)	103
Fortify™ DR (CD2231-40)	84
Fortify™ DR (CD2231-40Q)	83
Fortify™ VR (CD1231-40)	112
Fortify™ VR (CD1231-40Q)	111
Gallant™ DR (CDDRA500Q)	72
Gallant™ VR (CDVRA500Q)	100

## PG

## DEFIBRILLATION LEADS

Durata™ (7120, 7121)	136
Durata™ (7122)	137
Durata™ DF4 (7120Q, 7121Q)	134
Durata™ DF4 (7122Q)	135
Durata™ DF4 (7170Q, 7171Q)	133
Optisure™ (LDA210)	132
Optisure™ (LDA220)	130
Optisure™ DF4 (LDA210Q)	131
Optisure™ DF4 (LDA220Q)	129
Optisure™ DF4 (LDA230Q)	128
Riata™ i (1590, 1591)	142
Riata™ ST (7000, 7001)	141

## PG

## DEFIBRILLATION LEADS

Riata™ ST (7040, 7041)	140
Riata™ ST Optim™ (7020, 7021)	139
Riata™ ST Optim™ (7070, 7071)	138

## PACEMAKERS

Accent™ DR (PM2110)	154
Accent™ DR RF (PM2210)	153
Accent™ SR (PM1110)	173
Accent™ SR RF (PM1210)	174
Assurity™ DR RF (PM2240)	152
Assurity MRI™ (PM1272)	170
Assurity MRI™ (PM2272)	150
Assurity™ VR (PM1240)	172
Endurity™ DR (PM2160)	151
Endurity™ VR (PM1160)	171
Identity ADx™ DR (5380)	161
Identity ADx™ SR (5180)	179
Identity ADx™ XL DC (5286)	162
Identity ADx™ XL DR (5386)	162
Integrity™ ADx DR (5366)	160
Microny™ (2425T, 2525T, 2535K)	180
Verity ADx™ XL DC (5256)	159
Verity ADx™ XL DR (5356)	159
Verity ADx™ XL DR M/S (5357M/S)	159
Verity ADx™ XL SC (5056)	178
Verity ADx™ XL SR (5156)	178
Verity ADx™ XL SR M/S (5157M/S)	178
Victory™ DR (5810)	156
Victory™ SR (5610)	177
Victory™ XL DR (5816)	158
Zephyr™ DR (5820)	155
Zephyr™ SR (5620)	176
Zephyr™ XL DR (5826)	157
Zephyr™ XL SR (5626)	175

## PG

## PG

## LEADLESS PACEMAKERS

AVEIR™ VR (LSP112V)	188
---------------------	-----

## PACING LEADS

IsoFlex™ Optim™ (1944)	197
IsoFlex™ Optim™ (1948)	198
IsoFlex™ P (1648T)	204
OptiSense™ (1699T, 1699TC)	199
OptiSense™ (1999)	196
Tendril™ (1782T, 1782TC)	202
Tendril™ (1788T, 1788TC)	203
Tendril MRI™ (LPA1200M)	194
Tendril™ SDX (1688T, 1688TC)	205
Tendril™ ST Optim™ (1882T, 1882TC)	201
Tendril™ ST Optim™ (1888T, 1888TC)	200
Tendril™ STS (2088TC)	295

## FOCUS ON CLINICAL PERFORMANCE

ICD Premature Battery Depletion Advisory Update	215
Update on Riata™ Lead Performance	218

## PG

## PG

## PG

## Index of Phased-out Models

# Phased-out Models

As stated in the introduction of this Product Performance Report, product performance is plotted over a maximum range of 20 years, with a minimum of 500 registered implants required for inclusion in the report. As such, models that no longer meet the criteria for inclusion have been phased-out of the Product Performance Report over time. In order to provide our customers with information on these phased-out models, an index including the final edition for each phased-out model has been included. Previous Product Performance Reports can be viewed on the web at [Product Performance Reports | Abbott \(cardiovascular.abbott\)](https://www.abbott.com/products/cardiovascular/performance-reports).

## CRT DEVICES

Atlas™ + HF (V-340)  
Atlas™ II HF (V-365)  
Atlas™ II + HF (V-366)  
Epic™ HF (V-337)  
Epic™ HF (V-338)  
Epic™ II HF (V-355)  
Frontier™ (5508)  
Promote™ (3107-36)  
Promote™ RF (3207-30)

## ICDS

Atlas™ DR (V-240)  
Atlas™ DR (V-242)  
Atlas™ II DR (V-265)  
Atlas™ VR (V-199)  
Contour™ II (V-185, V-185AC, V-185B, V-185C, V-185D)  
Contour™ MD (V-175, V-175AC, V-175B, V-175C, V-175D)  
Current™ DR (2107-36)  
Current™ DR RF (2207-30)  
Current™ VR (1107-36)  
Current™ VR (1207-30)  
Epic™ + DR (V-236)  
Epic™ + DR (V-239)  
Epic™ DR (V-233)  
Epic™ DR (V-235)  
Epic™ II DR (V-255)  
Epic™ II DR (V-258)  
Epic™ II VR (V-158)  
Epic™ + VR (V-196)  
Epic™ VR (V-197)  
Photon™ DR (V-230HV)

## FINAL EDITION

First Edition 2011  
Second Edition 2015  
Second Edition 2015  
First Edition 2011  
First Edition 2010  
First Edition 2011  
First Edition 2010  
Second Edition 2010  
First Edition 2014

## FINAL EDITION

First Edition 2010  
Second Edition 2014  
First Edition 2010  
Second Edition 2010  
First Edition 2008  
First Edition 2010  
Second Edition 2010  
Second Edition 2015  
First Edition 2010  
Second Edition 2013  
First Edition 2010  
First Edition 2014  
First Edition 2011  
Second Edition 2010  
First Edition 2010  
Second Edition 2013  
Second Edition 2013  
Second Edition 2015  
Second Edition 2010  
Second Edition 2007

## ICDS

Photon™ μ DR (V-232)  
Photon™ μ VR (V-194)  
Profile™ (V-186F, V-186HV3)

## DEFIBRILLATION LEADS

Riata (1570, 1571)  
Riata (1580, 1581)  
Riata (1582)  
Riata™ i (1560, 1561)  
Riata™ ST (7002)  
Riata ST (7010, 7011)  
Riata ST Optim (7022)  
Riata™ ST Optim™ (7030, 7031)  
TVL™ ADX (1559)  
TVL™ RV (RV01, RV02, RV03, RV06, RV07)  
TVL™ SVC (SV01, SV02, SV03)  
SPL™ (SP01, SP02, SP03 & SP04)

## PACEMAKERS

AddVent™ (2060)  
Affinity™ DC (5230)  
Affinity™ DR (5330, 5331)  
Affinity™ SR (5130, 5131)  
Affinity™ VDR (5430)  
Entity™ DC (5226)  
Entity™ DR (5326)  
Identity™ (5370)  
Identity™ SR (5172)  
Identity™ XL (5376)  
Integrity™ SR (5142)  
Integrity™ μ SR (5136)  
Integrity ADx™ DR (5360)  
Integrity ADx™ SR (5160)  
Integrity™ AFx DR (5342, 5346)

## FINAL EDITION

Second Edition 2009  
First Edition 2010  
Second Edition 2007

## FINAL EDITION

First Edition 2023  
First Edition 2023  
First Edition 2023  
Second Edition 2016  
First Edition 2023  
First Edition 2023  
First Edition 2023  
Second Edition 2013  
Second Edition 2019  
First Edition 2010  
First Edition 2010  
First Edition 2018

## FINAL EDITION

First Edition 2010  
First Edition 2019  
First Edition 2019  
First Edition 2019  
First Edition 2010  
First Edition 2019  
First Edition 2019  
Second Edition 2021  
Second Edition 2021  
Second Edition 2021  
First Edition 2020  
Second Edition 2013  
Second Edition 2013  
First Edition 2020



# Phased-out Models

## PACEMAKERS

Integrity<sup>™</sup> μ DR (5336)  
Meta<sup>™</sup> DDDR (1256)  
Meta<sup>™</sup> DDDR (1256D)  
Paragon<sup>™</sup> (2010, 2011, 2012)  
Paragon<sup>™</sup> II (2016)  
Paragon<sup>™</sup> III (2304, 2314, 2315)  
Phoenix<sup>™</sup> II (2005, 2008, 2009)  
Phoenix<sup>™</sup> III (2204, 2205)  
Regency<sup>™</sup> SC+ (2400L, 2402L)  
Solus<sup>™</sup> (2002, 2003)  
Solus<sup>™</sup> II (2006, 2007)  
Synchrony<sup>™</sup> II (2022, 2023)  
Synchrony<sup>™</sup> III (2028, 2029)  
Tempo<sup>™</sup> D (2902)  
Tempo<sup>™</sup> DR (2102)  
Tempo<sup>™</sup> V (1102)  
Tempo<sup>™</sup> VR (1902)  
Trilogy<sup>™</sup> DC (2308)  
Trilogy<sup>™</sup> DC+ (2318)  
Trilogy<sup>™</sup> DR (2350)  
Trilogy<sup>™</sup> DR+ (2360, 2364)  
Trilogy<sup>™</sup> SR (2250)  
Trilogy<sup>™</sup> SR+ (2260, 2264)

## PACING LEADS

ACE<sup>™</sup> (1015M, 1025M)  
AV Plus<sup>™</sup> DX (1368)  
Fast-Pass<sup>™</sup> (1018T, 1028T)  
IsoFlex<sup>™</sup> P (1644T)  
IsoFlex<sup>™</sup> S (1642)  
IsoFlex<sup>™</sup> S (1646)  
Passive Plus<sup>™</sup> (1135K, 1143K, 1145K, 1235K, 1243K, 1245K)  
Passive Plus<sup>™</sup> (1136T, 1142T, 1146T, 1222T, 1226T, 1236T, 1242T, 1246T)  
Passive Plus<sup>™</sup> DX (1336T, 1342T, 1346T)  
Passive Plus<sup>™</sup> DX (1343K, 1345K)  
Permathane<sup>™</sup> ACE (1035M)  
Permathane<sup>™</sup> ACE (1036T, 1038T)  
Tendril<sup>™</sup> (1148T, 1188T)

## FINAL EDITION

Second Edition 2010  
Second Edition 2008  
Second Edition 2008  
Second Edition 2010  
Second Edition 2010  
First Edition 2010  
Second Edition 2010  
First Edition 2009  
First Edition 2010  
Second Edition 2010  
Second Edition 2009  
First Edition 2010  
Second Edition 2008  
Second Edition 2008  
First Edition 2010  
First Edition 2010  
Second Edition 2006  
Second Edition 2009  
First Edition 2007  
First Edition 2010  
Second Edition 2009  
Second Edition 2010

## FINAL EDITION

Second Edition 2009  
First Edition 2019  
Second Edition 2009  
First Edition 2011  
Second Edition 2022  
Second Edition 2022  
First Edition 2010  
Second Edition 2014  
  
First Edition 2018  
First Edition 2010  
First Edition 2010  
First Edition 2010  
Second Edition 2015

## PACING LEADS

Tendril<sup>™</sup> (1188K)  
Tendril<sup>™</sup> DX (1388K)  
Tendril<sup>™</sup> DX (1388T, 1388TC)  
Tendril<sup>™</sup> SDX (1488T, 1488TC)  
Unipolar Lead (1007)

## FINAL EDITION

First Edition 2010  
First Edition 2010  
First Edition 2017  
First Edition 2020  
First Edition 2010

**Abbott**

One St. Jude Medical Dr., St. Paul, MN 55117 USA, Tel: 1 651 756 2000

Abbott.com

**Rx Only**

**Brief Summary:** Prior to using these devices, please review the Instructions for Use for a complete listing indications, contraindications, warnings, precautions, potential adverse events and directions for use.

™ Indicates a trademark of the Abbott group of companies.

‡ Indicates a third party trademark, which is property of its respective owner.

© 2023 Abbott. All Rights Reserved.

91029428 REV A

