

PRODUCT PERFORMANCE REPORT

Cardiac Rhythm Management

October 2008

LETTER FROM ST. JUDE MEDICAL

October 2008

As world leaders in the development of state-of-the-art technology for cardiac rhythm management (CRM) devices, St. Jude Medical continuously strives to partner with physicians in order to share their commitment to reducing risks and facilitating the best possible patient outcomes. We understand that our products are implanted in people whose health and well-being depend on their performance. From product design through patient follow-up, St. Jude Medical employees are dedicated to reducing risks by ensuring product quality and patient safety. In keeping with this commitment, we publish a product performance report semi-annually to ensure the healthcare community and the patients it serves are informed of the overall performance of our cardiac devices, which include implantable cardioverter defibrillators (ICDs), pacemakers and implantable pacing and defibrillation leads.

St. Jude Medical also recognizes the value of the industry working together to provide transparent and consistent information on the performance of CRM products. Following the 2005 Policy Conference on Pacemaker and ICD Device Performance, cardiac device companies worked together through AdvaMed to establish "Requirements for Uniform Reporting of Clinical Performance of Pulse Generators." St. Jude Medical adopted the proposal, which sets forth the definitions and requirements for product performance reports and seeks to provide physicians and their patients with a level of device performance information that is consistent across manufacturers.

As we continually strive to provide unbiased and reliable information on the performance of our products, we are pleased to release this product performance report with the latest performance information on our ICDs, pacemakers and lead systems.

Sincerely,



Kathleen M. Chester

Vice President, Regulatory Affairs & Quality Assurance

Cardiac Rhythm Management



TABLE OF CONTENTS

INTRODUCTION AND OVERVIEW	5
----------------------------------	---

CARDIAC RESYNCHRONIZATION THERAPY	
CRT ICDs	16
Summary Information	28
Battery Longevity	30
CRT PULSE GENERATORS	32
Summary Information	36
LEFT-HEART LEADS	40
Laboratory Analysis	47

ICDs	
DUAL-CHAMBER	50
Summary Information	66
Battery Longevity	68
SINGLE-CHAMBER	70
Summary Information	82
Battery Longevity	84

DEFIBRILLATION LEADS	86
Laboratory Analysis	103

PULSE GENERATORS	
DUAL-CHAMBER	106
Summary Information	132
SINGLE-CHAMBER	136
Summary Information	154

PACING LEADS	
BIPOLAR/ UNIPOLAR	158
Laboratory Analysis	177

ADVISORIES AND SAFETY ALERTS	180
-------------------------------------	-----

INDEX	188
--------------	-----

INTRODUCTION AND OVERVIEW

Serving our mission

St. Jude Medical's mission is to develop medical technology and services that put more control into the hands of those who treat cardiac, neurological and chronic pain patients, worldwide. We do this because we are dedicated to advancing the practice of medicine by reducing risk wherever possible and contributing to successful outcomes for every patient.

Toward this mission, we maintain a rigorous approach to ensuring the quality of our products. The key elements of this effort include:

- Compliance with U.S. and international quality system standards, such as the U.S. FDA Quality Systems Regulation (21 CFR Part 820) and ISO 13485 (an international standard for the Quality Management System for medical devices);
- Thorough evaluation of product design, including extensive design verification and validation, as well as product qualification testing;
- Rigorous control of the design and manufacturing processes;
- Inspection and qualification of externally supplied components and materials;
- Timely analysis of returned products, including extensive malfunction investigation;
- Extensive internal auditing;
- Post Market Surveillance; and
- Continuous improvement programs

What you'll find in this report

For all ICDs starting with Photon Micro and for all pacemakers starting with Affinity, you will find the analysis of data, according to the AdvaMed guidelines, collected through June 30, 2008, including:

- A graph of survival probability that reflects reasons for device removal (including normal battery depletion, malfunction with compromised therapy, and malfunction without compromised therapy). It includes non-returned devices removed from service for battery depletion with no associated complaint as normal battery depletions;
- A graph of survival probability that excludes normal battery depletion in the Analysis;
- A table that accompanies and summarizes the data in each graph; and
- An update to Advisories on implantable devices starting in 2003.

INTRODUCTION AND OVERVIEW

Additional tables for ICDs starting with Photon Micro and pacemakers starting with Affinity that aggregate and summarize the data in the report can be found on pages 24 for Cardiac Resynchronization Therapy (CRT) ICDs, for CRT-Pulse Generators page 32, for ICDs pages 60 and 74 and for Pulse Generators pages 122 and 144.

For ICDs prior to Photon Micro and pacemakers prior to Affinity, you will find analysis of the data collected through June 30, 2008, consistent with previous product performance reports. These device models include:

ICDs

Contour MD V-175, V-175AC,
V-175B, V-175C, V-175D

Pulse Generators (Pacemakers)

Meta DDDR 1256D

Tempo D 2902

Tempo DR 2102

Meta DDDR 1256

Trilogy DC+ 2318

Trilogy DR+ 2360, 2364

Paragon III 2304, 2314, 2315

Paragon II 2016

Paragon 2010, 2011, 2012

Synchrony III 2028, 2029

Synchrony II 2022, 2023

AddVent 2060

Microny 2425T, 2525T, 2535K

Regency SC+ 2400L, 2402L

Tempo V 1102

Tempo VR 1902

Trilogy SR+ 2260, 2264

Trilogy SR 2250

Solus II 2006, 2007

Solus 2002, 2003

Phoenix III 2204, 2205

Phoenix 2 2005, 2008, 2009

For all CRT leads, defibrillation leads, and pacing leads, you will find analysis of the data collected through June 30, 2008. Laboratory analysis of the most recently released CRT leads, defibrillation leads, and pacing leads returned from the U.S. market is summarized by model. The laboratory analysis results are categorized into one of the following three categories:

- **Implant Damage** - obvious damage incurred at the time of attempted implant, including but not limited to insulation cuts and damage, helix overtorque, and stylet perforation.
- **Electrical Malfunction** - a disruption in the insulation or conductors resulting in compromised electrical performance. Electrical malfunction data are further broken down into one of the following three subcategories:
 - *Insulation Disruption* - leads exhibiting wear and abrasion that extends through the insulation and exposes the conductors.
 - *Conductor Disruption* - leads exhibiting cable and coil fractures, including those attributed to subclavian crush.
 - *Crimps, Welds, Bonds* - leads exhibiting malfunctions related to crimps, welds, and bonds.

- **Other** - includes other returns not attributed to damage incurred at the attempted implant and not resulting in compromised electrical failures. The Other category of data is further broken down into one of the following four subcategories:
 - *Explant Damage* - leads exhibiting physical damage incurred at the time of explant.
 - *Non-Electrical Workmanship* - leads exhibiting some out of specification mechanical condition, such as a bent connector pin or helix anomaly.
 - *Non-Electrical Anomaly* - leads not associated with a complaint but exhibiting some anomalous condition that did not result in an electrical malfunction. An example would be a lead exhibiting some insulation disruption that did not extend through and therefore did not compromise the function of the lead.
 - *Partial Lead* - leads with an alleged malfunction that are returned not in its entirety; as a result, it was not possible to perform a complete analysis and confirm the malfunction.

Older lead models for which survival charts are presented consistent with previous product performance reports include:

Defibrillation Leads

TVL ADX 1559
 SPL SP01, SP02, SP03, SP04
 TVL RV RV01, RV02, RV03, RV06, RV07
 TVL SVC SV01, SV02, SV03

Pacing Leads

Tendril 1148, 1188T
 Tendril DX 1388T/TC
 Fast-Pass 1018T, 1028T
 Passive Plus 1136T, 1142T, 1146T, 1222T, 1226T, 1236T, 1242T, 1246T
 Passive Plus DX 1336T, 1342T, 1346T
 Permthane ACE 1036T, 1038T

Tendril 1188K
 Tendril DX 1388K
 Fast-Pass 1007
 Passive Plus 1135K, 1143K, 1145K, 1235K, 1243K, 1245K
 Passive Plus DX 1343K, 1345K
 Permthane ACE 1035M
 ACE 1015M, 1025M, 1026T, 1016T

We have also included a summary of the methods used for measuring product performance and a summary of the definitions for key terms used in preparing the report. Additionally, the survival charts include a summary description section, as identified below:

ICDs and Pulse Generators (Pacemakers)

US Market Release Date	Number of Malfunctions
Registered Number of US Implants	(including returns related to Advisories)
Estimated Number of Active US Implants	Number of Advisories
Estimated Longevity in years	Maximum Delivered Energy – in joules (ICDs only)
Number of Normal Battery Depletions	

INTRODUCTION AND OVERVIEW

Leads

US Market Release Date	Polarity
Registered Number of US Implants	Steroid
Estimated Number of Active US Implants	Number of Advisories
Lead Type and/or Fixation	Laboratory Analysis Results
Insulation Material	(for the most recent market released models)

What's new in this report

SCORE Registry Data:

Starting with this report, St. Jude Medical is pleased to provide performance results from the SCORE (St. Jude Medical Product Longevity and Performance) registry. Using a common protocol, clinical sites are individually and actively monitoring and reporting on the performance and reliability of SJM CRM products used at their site. In order for a device model to be included in this report, a minimum of 100 devices are required to have been enrolled, with the latest interval to be reported having a minimum of 50 devices which have been followed for at least six months.

Inclusion of SCORE registry data is intended to complement the existing method of generating survival probability using field return and complaint data. In this report, the following two device models have data from the registry included:

- Tendril ST Optim (Model 1888)
- Tendril SDX (Model 1688)

Additional device models will be included in future reports once a sufficient sample size is reached.

Adjustment Factor for Pacemakers

Starting with this report, St. Jude Medical has revised its approach to adjusting the life table calculations for bias due to underreporting of events for pacemakers. Specifically, using data from the patient device tracking system, the fraction of devices that are replaced that are subsequently returned for analysis was determined. This in turn yielded an adjustment factor that was applied to correct for the under reporting of both malfunctions and normal battery depletions. This method of calculating the adjustment factor does not attempt to distinguish between devices that are removed due to malfunction and those due to normal battery depletion, and therefore applies only to the survival charts labeled "including normal battery depletion" for pacemakers. As a result, the number of estimated normal battery depletions identified for each model has changed from previous versions of this report.

Methodology

For devices that are implanted in the body and have a service life of several years, measuring performance presents a number of considerations for medical device manufacturers. St. Jude Medical encourages that all products, once they are taken out of a patient for any reason, be returned for analysis. There are some situations where those devices are not always returned. These include, for example, pacing and defibrillation leads that are not routinely explanted due to potential risk to patients from explanting these devices.

Industry Standards

The industry standard method of evaluating product performance is survival analysis, which estimates the probability that a device will not malfunction during a specified period of time. This statistical method best represents device performance in general over a specified period of time.

How St. Jude Medical measures product performance

For ICDs, pacemakers and leads, we compile cumulative survival data based on the actuarial (or life-table) method of survival analysis, consistent with ISO 5841-2:2000(E) "Reporting of Clinical Performance of Populations of Pulse Generators and Leads". Product performance is plotted over a maximum of 20 years, with a minimum of 500 registered implants required for inclusion in the report, and a minimum sample size for each time period of 200 devices. The data for the analysis covers all documented implants in the United States, and includes the analysis of all domestically implanted pulse generators returned to St. Jude Medical. The analysis measures device performance to specification, and does not reflect medical complications such as infection, erosion, muscle stimulation or inhibition, or units implanted for fewer than 24 hours.

"Survival" refers to the proper function of the device, not the survival of the patient, and is intended to illustrate the calculated probability of device survival at a given point in time. A survival probability of 99% at five years, for example, indicates that at five years after implant, the system has a 1% risk of incurring a malfunction and/or normal battery depletion. All devices within each model family (except where noted) are included in the calculations.

Because of the large size of the U.S. data pool, and because in general the same products are used both in the U.S. and internationally, we consider the data in this report to be accurately representative of each device's performance, regardless of where in the world it was implanted.

INTRODUCTION AND OVERVIEW

St. Jude Medical lead analysis includes all leads returned to the company, as well as those registered as complaints but not returned. This method is used to ensure a conservative failure estimate for lead performance. The method to calculate leads survival includes lead complications (returns and complaints not returned) with implant duration greater than 30 days. Lead complications under 30 days are considered to be related to factors other than lead malfunction, such as patient specific characteristics or implant technique, and are therefore excluded from the survival calculations, consistent with industry practice. If a lead is known to have been implanted for more than 30 days, it is subject to evaluation for survival characteristics. If there is laboratory data that determines the lead to have exhibited an electrical malfunction, the lead is counted as a non-survivor. If a lead were not returned for analysis, the status of the lead is examined. If by examination of this status the lead is identified with certain codes as a complaint, is no longer in service as a result of the complaint, and was implanted for more than 30 days, then the lead is counted as a non-survivor. This condition is also followed for partial lead returns. These complaint codes for non-returned leads and partial lead returns include, but are not limited to, reports of sensing, pacing, capture anomalies, perforation, and dislodgement.

Implanted cardiac leads are subjected to constant, complex flexural and torsional forces, interactions with other leads and/or the pulse generator device, plus other forces associated with cardiac contractions and patient physical activity, posture, and anatomical influences. As such, cardiac leads' functional lifetimes are therefore limited and indeed, their functional longevity can not be predicted with a high degree of confidence. As a supplement to the survival estimates, product returns analysis results emphasize root cause of malfunction rather than functional longevity prediction.

Medical Advisory Board Review

St. Jude Medical has established separate and independent device and leads medical advisory boards (MABs) to review the performance data contained in this report prior to its release and publication on a semi-annual basis. MAB members and their location of practice include:

Devices

Dr. Steven Bailin, Des Moines, Iowa
Dr. Jim Baker, Nashville, Tennessee
Dr. Anne Curtis, Tampa, Florida
Dr. Steve Greenberg, Roslyn, New York
Dr. Thomas Mattioni, Phoenix, Arizona
Dr. Gery Tomassoni, Lexington, Kentucky

Leads

Dr. Christopher Fellows, Seattle, Washington
Dr. Roger Freedman, Salt Lake City, Utah
Dr. David Hayes, Rochester, Minnesota
Dr. Steven Kalbfleisch, Columbus, Ohio
Dr. Steven Kutalek, Philadelphia, Pennsylvania
Dr. Raymond Schaerf, Burbank, California
Dr. Bruce Wilkoff, Cleveland, Ohio

Returning Devices to St. Jude Medical

To maintain the continued accuracy of our performance reporting, we encourage physicians to notify our Patient Records department each time a device is removed from service as a result of device replacement or patient death. Our Patient Records department can be reached at 888-SJM-CRMD or 818-362-6822.

All explanted devices should be returned for evaluation. St. Jude Medical will provide upon request a Returned Products Kit comprised of a postage paid explant box with a shipping address label, a Removed Device Information (RDI) form, a biohazard bag, and biohazard labels to seal the explant box. This kit, order #N0004, can be ordered at no charge through St. Jude Medical Customer Service by any of the following means:

- Call SJM CRM Customer Service at 800-681-9293
- Fax SJM CRM Customer Service at 866-805-3405
- Email SJM CRM Customer Service at lit@sjm.com

In addition, we are always ready to respond to questions, comments or suggestions. You can reach us by phone at 888-SJM-CRMD, or on the web at www.sjm.com.

INTRODUCTION AND OVERVIEW

Definitions

The following definitions have been used in preparing this report. Where applicable, the asterisk denotes definitions taken verbatim or based on AdvaMed Proposal definitions.

Estimated Active Implants - The total number of registered implants of a device, adjusted to reduce the bias attributable to the potential underreporting of:

- Devices removed from service due to malfunction;
- Devices removed from service while in specification, such as devices removed due to changes in patient condition;
- Devices removed from service due to patient death; and
- Devices removed from service due to normal battery depletion.

Estimated Longevity - The estimated number of years in which a device is expected to reach its Elective Replacement Indicator (ERI), as stated in the product user's manual. The estimate is based on battery life approximations, and is affected by many factors such as programmed parameters, percentage of time paced, internal impedance, use of AutoCapture, etc. For example, the estimated longevity for Affinity, Identity, and ADx pacemakers is based on the mean longevity (or 50%) value in our manuals corresponding to a pacing output setting of 3.5 V, 500 ohm lead impedance, 100% DDD pacing, AutoCapture Off, and Stored EGMs Off (e.g. estimated longevity of 6.9 years for Identity pacemaker model 5386). Since all Victory and Zephyr pacemakers have a shipped setting of 2.5 V for pacing output, longevity estimates for these two models of our newest pacemakers are calculated at 2.5 V output. However, actual performance would vary considerably, depending on the actual programmed settings and operations. We estimate that due to differences in actual programmed settings and operations, including use of AutoCapture by physicians, approximately 85% of pacemakers could survive up to the estimated mean longevity value.

Malfunction - Having characteristics that are outside the performance limits established by the manufacturer while implanted and in service, as confirmed by laboratory analysis, except changes to characteristics due to normal battery depletion or induced malfunction. Device damage caused after or during explant is not considered a malfunction.*

Malfunction with Compromised Therapy - The condition when a device is found to have "malfunctioned," as defined above, in a manner that compromised pacing or defibrillation therapy (including complete loss or partial degradation) while implanted and in service. Therapy is considered to have been compromised if no therapy is available or critical patient-protective pacing or defibrillation therapy is not available.*

(A malfunction with compromised therapy does not imply that a patient has actually experienced a serious complication or death as a result of the malfunction although it does imply that the potential for a serious complication or death did exist during the period of the malfunction.)

Malfunction without Compromised Therapy - The condition when a device is found to have “malfunctioned,” as defined above, in a manner that did not compromise pacing or defibrillation therapy while implanted and in service, as confirmed by laboratory analysis. Therapy is not compromised as long as the critical patient-protective pacing and defibrillation therapies are available. Changes in device setting that occur as intended by the design (for example, reversion to a designed Safe Mode or Power-On Reset [POR]) that do not result in loss of critical patient protective therapies but are the reported reasons for explant shall be categorized as a Malfunction without Compromised Therapy.*

Normal Battery Depletion - The condition where a returned device met its electrical specification and reached its elective replacement indicator voltage:

- with implant duration meeting or exceeding the nominal predicted longevity at default shipped settings,*
or
- with an implant duration exceeding 75% of its estimated longevity, based on the longevity calculation tool using information from device usage and the actual device settings.* A device that does not exceed 75% of its estimated longevity would be considered a premature battery depletion malfunction (either with or without compromised therapy), provided that actual device setting information is available.

*AdvaMed Proposal - Requirements for Uniform Reporting of Clinical Performance of Pulse Generators.

CARDIAC RESYNCHRONIZATION THERAPY
CRT ICDs

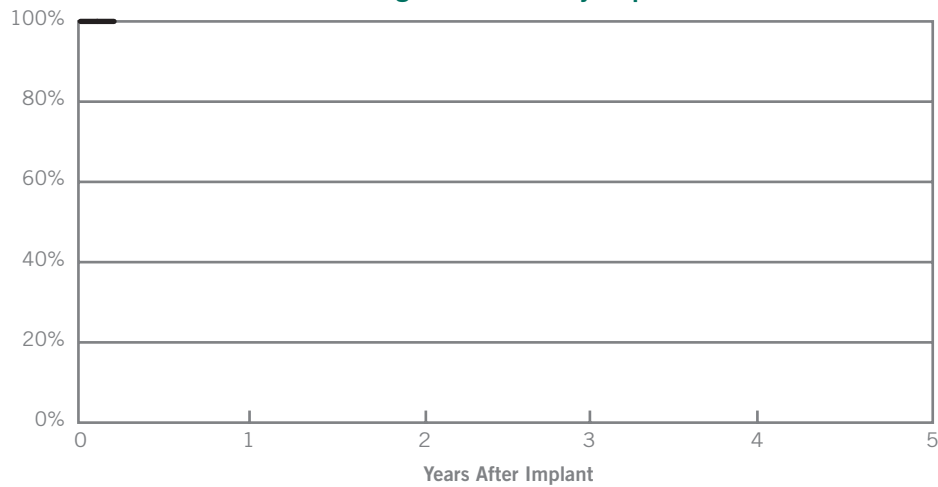


ST. JUDE MEDICAL™
MORE CONTROL. LESS RISK.

CARDIAC RESYNCHRONIZATION THERAPY

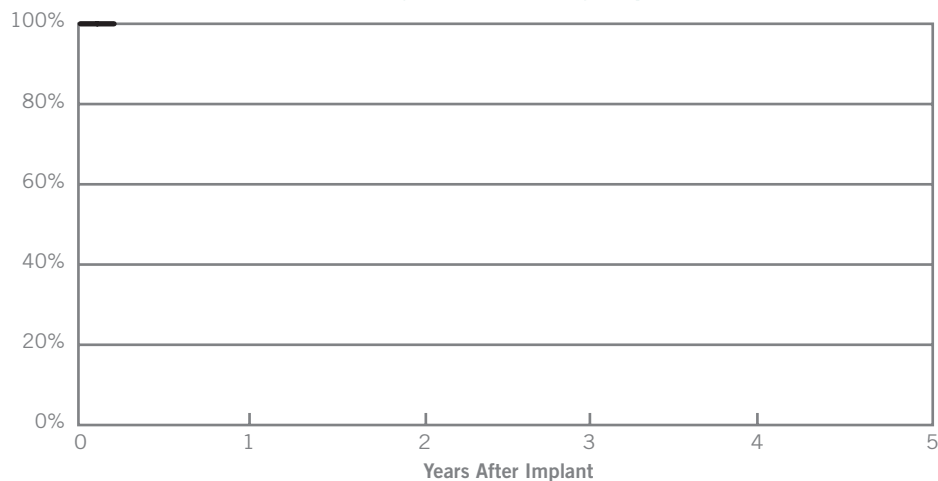
Promote® RF (Model 3207-30)			
US Market Release	May 2007	Normal Battery Depletion	0
Registered US Implants	309	Malfunctions	0
Estimated Active US Implants	297	Malfunctions w/ Compromised Therapy	0
Estimated Longevity	(see table on page 30)	Malfunctions w/o Compromised Therapy	0
Max. Delivered Energy	30 joules	Number of Advisories	None

Including Normal Battery Depletion



Year	at 3 months				
Survival Probability	100.00%				
± 1 standard error	0.00%				
Sample Size	200				

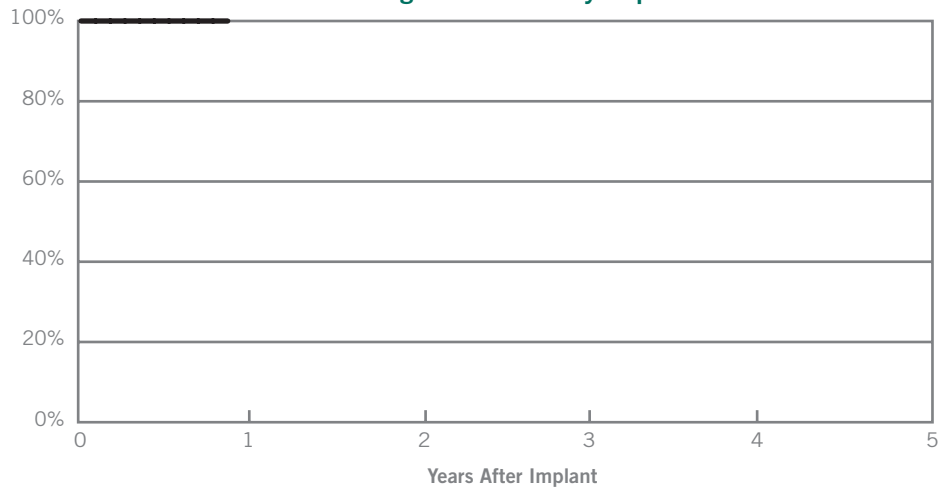
Excluding Normal Battery Depletion



Year	at 3 months				
Survival Probability	100.00%				
± 1 standard error	0.00%				

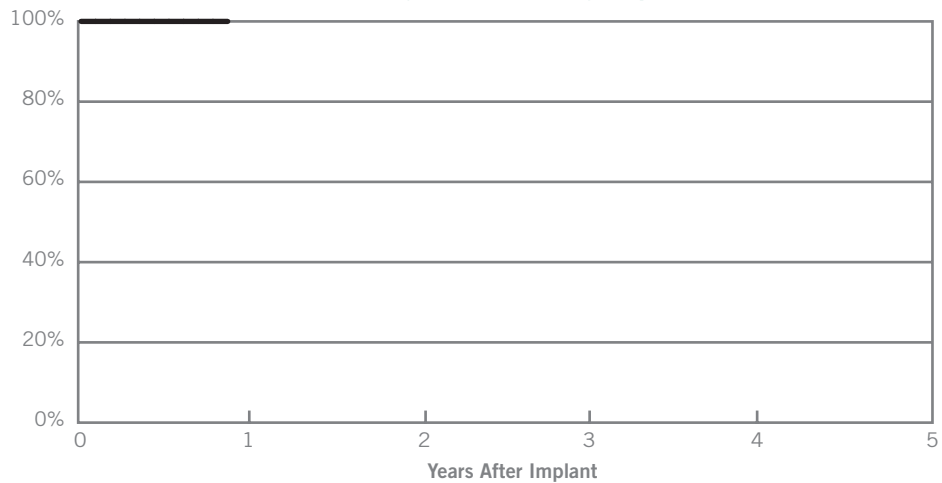
Promote® (Model 3107-36)			
US Market Release	May 2007	Normal Battery Depletion	0
Registered US Implants	663	Malfunctions	0
Estimated Active US Implants	586	Malfunctions w/ Compromised Therapy	0
Estimated Longevity	(see table on page 30)	Malfunctions w/o Compromised Therapy	0
Max. Delivered Energy	36 joules	Number of Advisories	None

Including Normal Battery Depletion



Year	at 11 months				
Survival Probability	100.00%				
± 1 standard error	0.00%				
Sample Size	500				

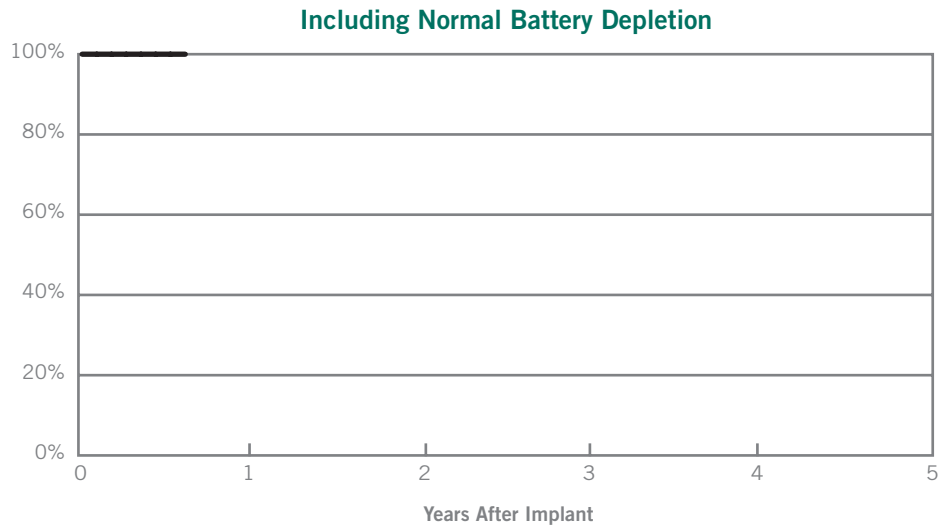
Excluding Normal Battery Depletion



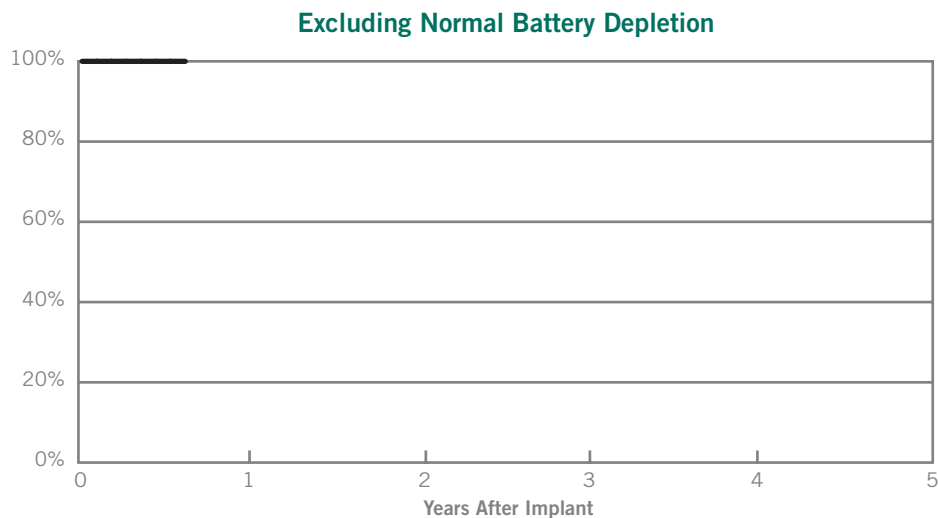
Year	at 11 months				
Survival Probability	100.00%				
± 1 standard error	0.00%				

CARDIAC RESYNCHRONIZATION THERAPY

Promote® RF (Model 3207-36)			
US Market Release	May 2007	Normal Battery Depletion	0
Registered US Implants	6,130	Malfunctions	0
Estimated Active US Implants	5,877	Malfunctions w/ Compromised Therapy	0
Estimated Longevity	(see table on page 30)	Malfunctions w/o Compromised Therapy	0
Max. Delivered Energy	36 joules	Number of Advisories	None



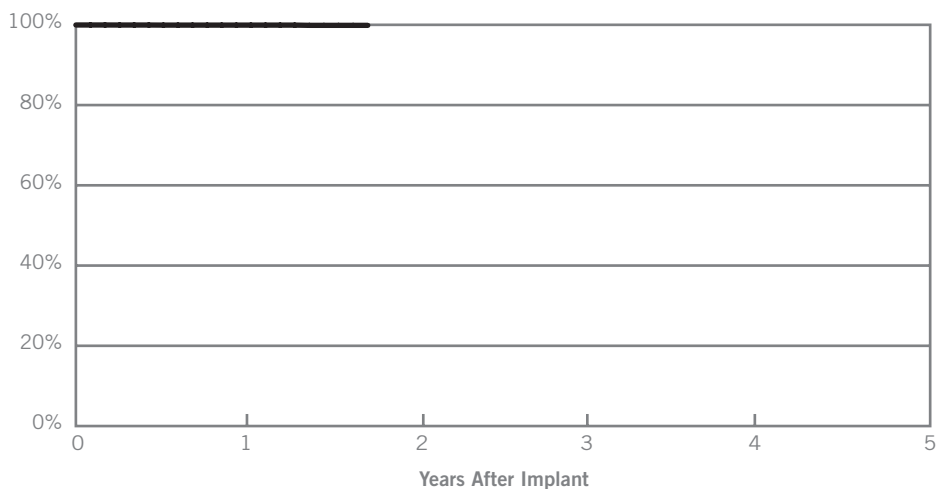
Year	at 8 months				
Survival Probability	100.00%				
± 1 standard error	0.00%				
Sample Size	3200				



Year	at 8 months				
Survival Probability	100.00%				
± 1 standard error	0.00%				

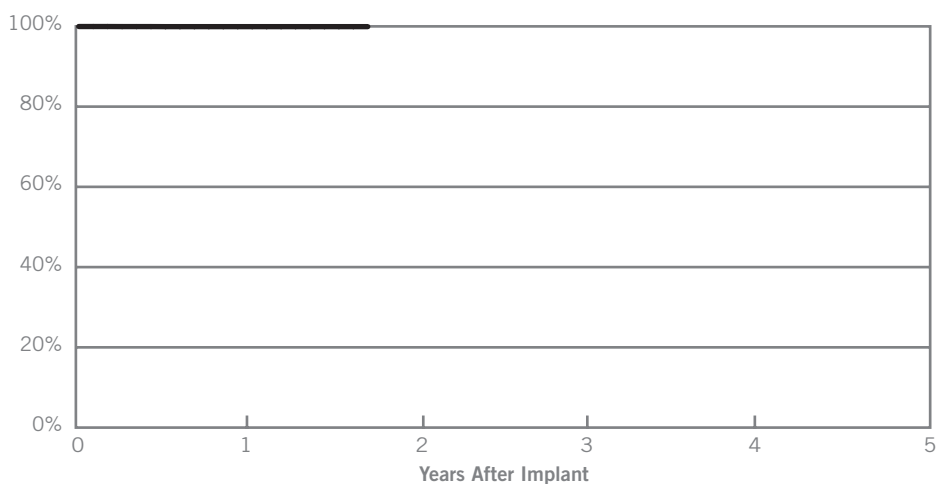
Atlas® II HF (Model V-365)			
US Market Release	August 2006	Normal Battery Depletion	1
Registered US Implants	8,015	Malfunctions	5
Estimated Active US Implants	6,881	Malfunctions w/ Compromised Therapy (0 related to Advisory)	3
Estimated Longevity	(see table on page 30)	Malfunctions w/o Compromised Therapy (0 related to Advisory)	2
Max. Delivered Energy	30 joules	Number of Advisories (see pages 180-185)	One

Including Normal Battery Depletion



Year	1	at 21 months			
Survival Probability	99.93%	99.87%			
± 1 standard error	0.03%	0.07%			
Sample Size	6500	2200			

Excluding Normal Battery Depletion

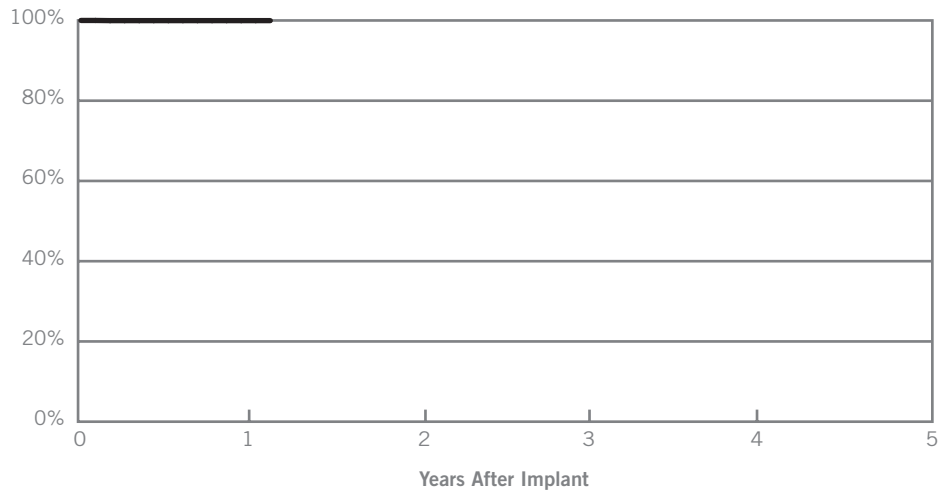


Year	1	at 21 months			
Survival Probability	99.93%	99.93%			
± 1 standard error	0.03%	0.03%			

CARDIAC RESYNCHRONIZATION THERAPY

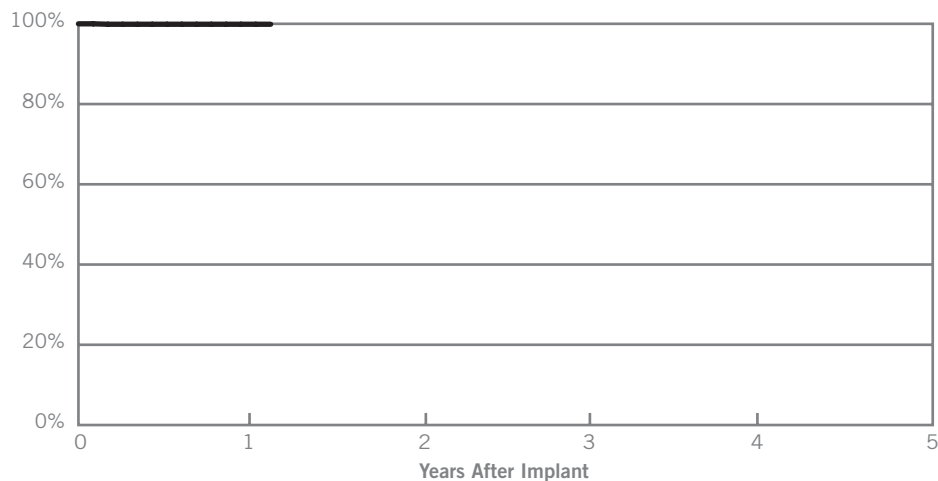
Atlas® II + HF (Model V-366)			
US Market Release	August 2006	Normal Battery Depletion	1
Registered US Implants	3,083	Malfunctions	0
Estimated Active US Implants	2,791	Malfunctions w/ Compromised Therapy	0
Estimated Longevity	(see table on page 30)	Malfunctions w/o Compromised Therapy	0
Max. Delivered Energy	30 joules	Number of Advisories (see pages 180-185)	One

Including Normal Battery Depletion



Year	1	at 14 months			
Survival Probability	99.96%	99.96%			
± 1 standard error	0.04%	0.04%			
Sample Size	1900	300			

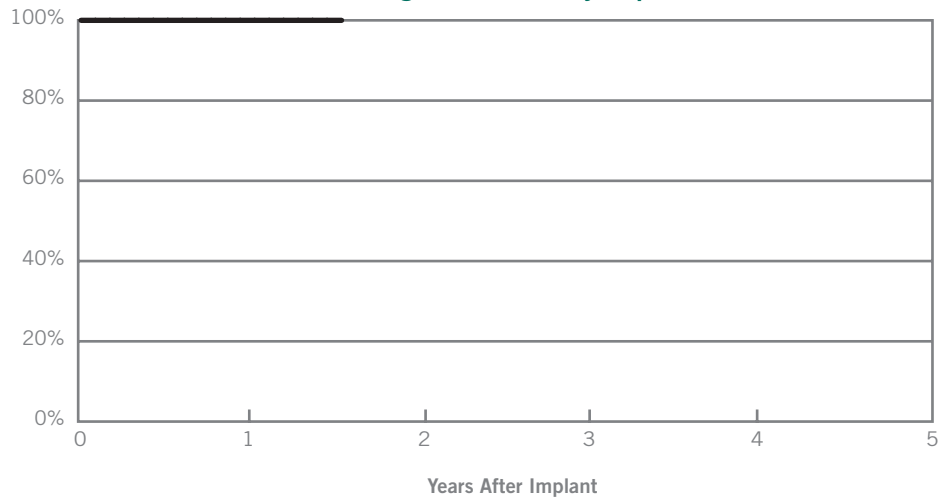
Excluding Normal Battery Depletion



Year	1	at 14 months			
Survival Probability	100.00%	100.00%			
± 1 standard error	0.00%	0.00%			

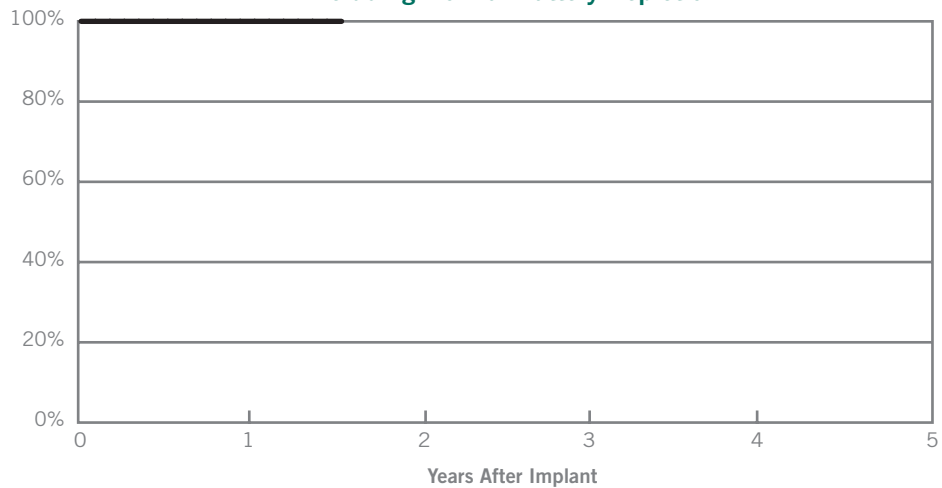
Epic® II HF (Model V-355)			
US Market Release	May 2006	Normal Battery Depletion	0
Registered US Implants	1,510	Malfunctions	0
Estimated Active US Implants	1,296	Malfunctions w/ Compromised Therapy	0
Estimated Longevity	(see table on page 30)	Malfunctions w/o Compromised Therapy	0
Max. Delivered Energy	30 joules	Number of Advisories (see pages 180-185)	One

Including Normal Battery Depletion



Year	1	at 19 months			
Survival Probability	100.00%	100.00%			
± 1 standard error	0.00%	0.00%			
Sample Size	1200	500			

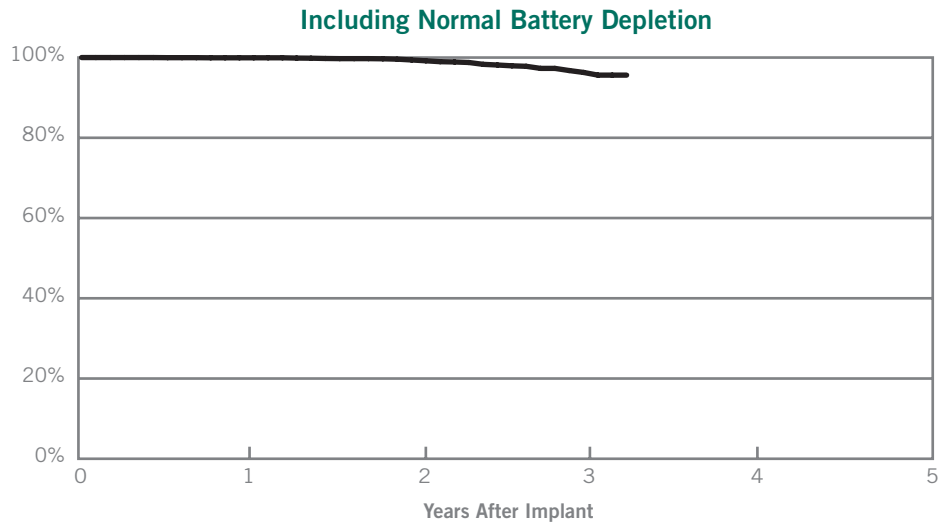
Excluding Normal Battery Depletion



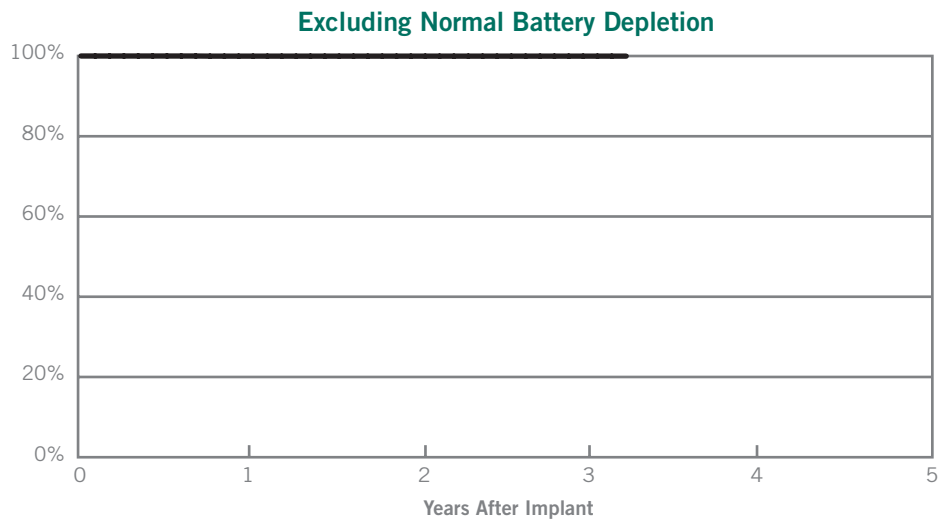
Year	1	at 19 months			
Survival Probability	100.00%	100.00%			
± 1 standard error	0.00%	0.00%			

CARDIAC RESYNCHRONIZATION THERAPY

Epic® HF (Model V-337)			
US Market Release	November 2004	Normal Battery Depletion	47
Registered US Implants	3,947	Malfunctions	1
Estimated Active US Implants	2,658	Malfunctions w/ Compromised Therapy	0
Estimated Longevity	(see table on page 30)	Malfunctions w/o Compromised Therapy (0 related to Advisory)	1
Max. Delivered Energy	30 joules	Number of Advisories (see pages 180-185)	Two



Year	1	2	3	at 39 months
Survival Probability	99.94%	99.40%	96.29%	95.62%
± 1 standard error	0.04%	0.12%	0.55%	0.79%
Sample Size	3900	2800	1300	300

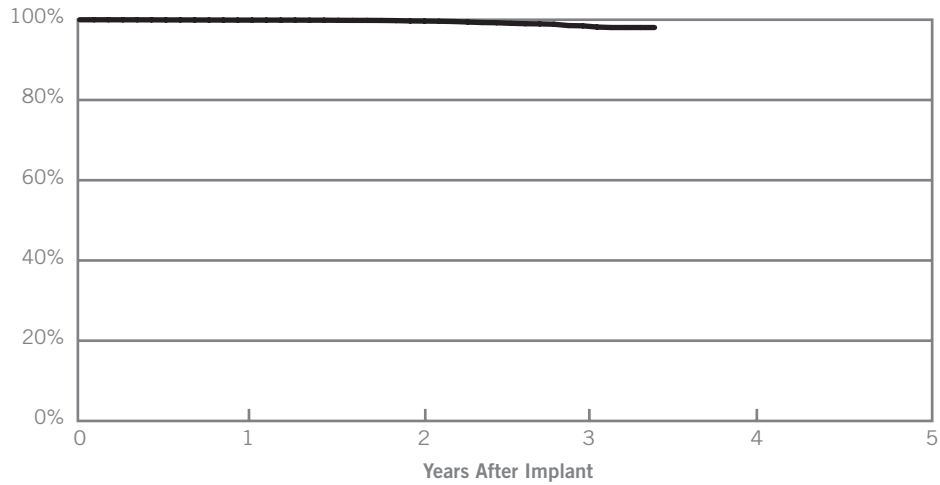


Year	1	2	3	at 39 months
Survival Probability	99.97%	99.97%	99.97%	99.97%
± 1 standard error	0.03%	0.03%	0.03%	0.03%

Atlas® + HF (Model V-343)

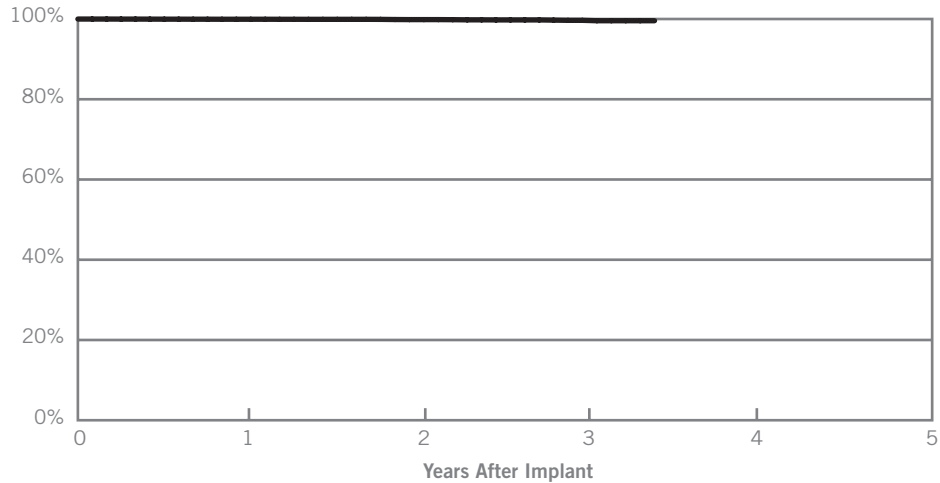
US Market Release	November 2004	Normal Battery Depletion	56
Registered US Implants	18,309	Malfunctions	26
Estimated Active US Implants	13,245	Malfunctions w/ Compromised Therapy (1 related to Advisory)	18
Estimated Longevity	(see table on page 30)	Malfunctions w/o Compromised Therapy (0 related to Advisory)	8
Max. Delivered Energy	36 joules	Number of Advisories (see pages 180-185)	Two

Including Normal Battery Depletion



Year	1	2	3	at 41 months
Survival Probability	99.91%	99.70%	98.48%	98.06%
± 1 standard error	0.02%	0.04%	0.21%	0.30%
Sample Size	17600	11900	4800	700

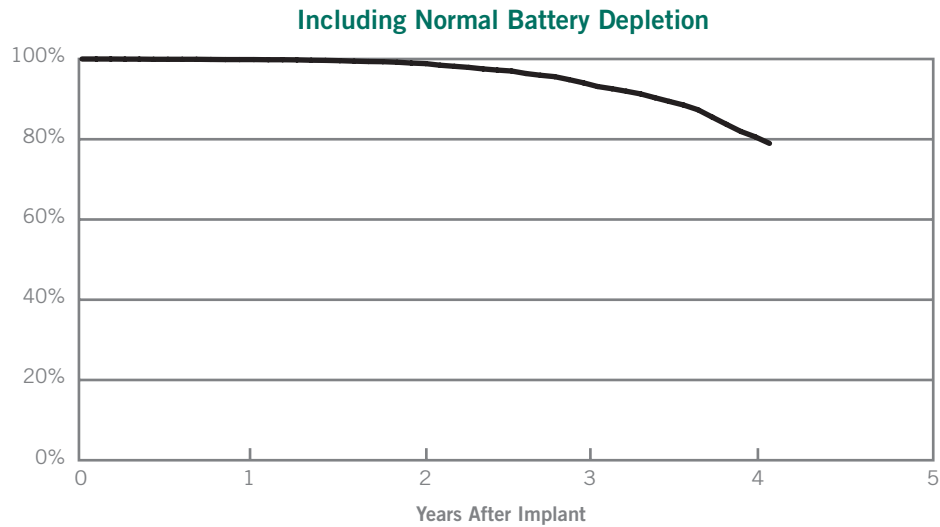
Excluding Normal Battery Depletion



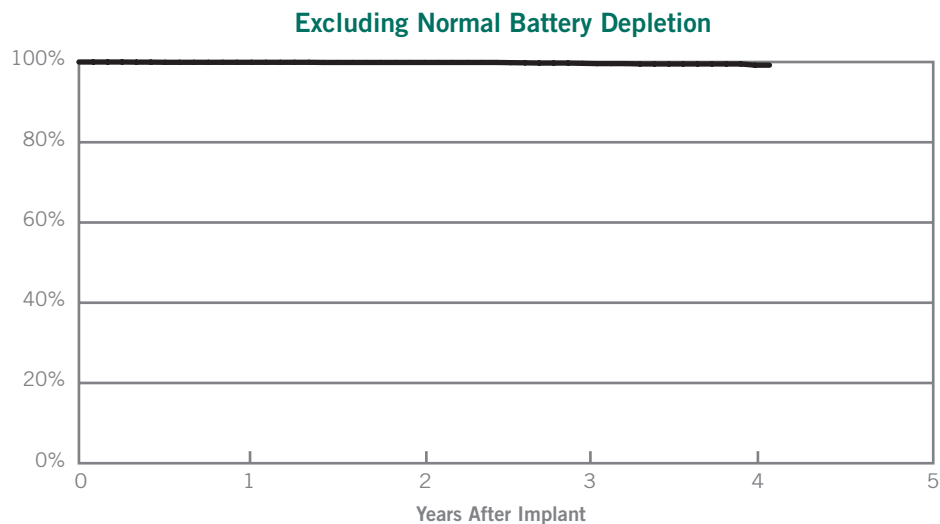
Year	1	2	3	at 41 months
Survival Probability	99.94%	99.85%	99.67%	99.57%
± 1 standard error	0.02%	0.03%	0.09%	0.13%

CARDIAC RESYNCHRONIZATION THERAPY

Epic® HF (Model V-338)			
US Market Release	June 2004	Normal Battery Depletion	182
Registered US Implants	3,095	Malfunctions	10
Estimated Active US Implants	1,133	Malfunctions w/ Compromised Therapy (0 related to Advisory)	2
Estimated Longevity	(see table on page 30)	Malfunctions w/o Compromised Therapy (0 related to Advisory)	8
Max. Delivered Energy	30 joules	Number of Advisories (see pages 180-185)	Three



Year	1	2	3	4	at 49 months
Survival Probability	99.86%	98.99%	94.07%	80.61%	78.97%
± 1 standard error	0.07%	0.18%	0.49%	1.37%	1.50%
Sample Size	3100	2600	2100	1000	200

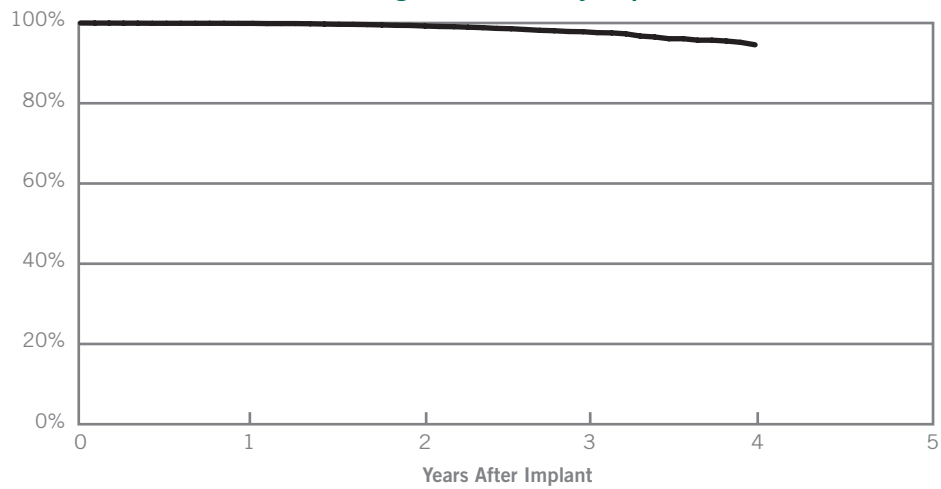


Year	1	2	3	4	at 49 months
Survival Probability	99.93%	99.89%	99.67%	99.21%	99.21%
± 1 standard error	0.05%	0.06%	0.13%	0.35%	0.35%

Atlas® + HF (Model V-340)

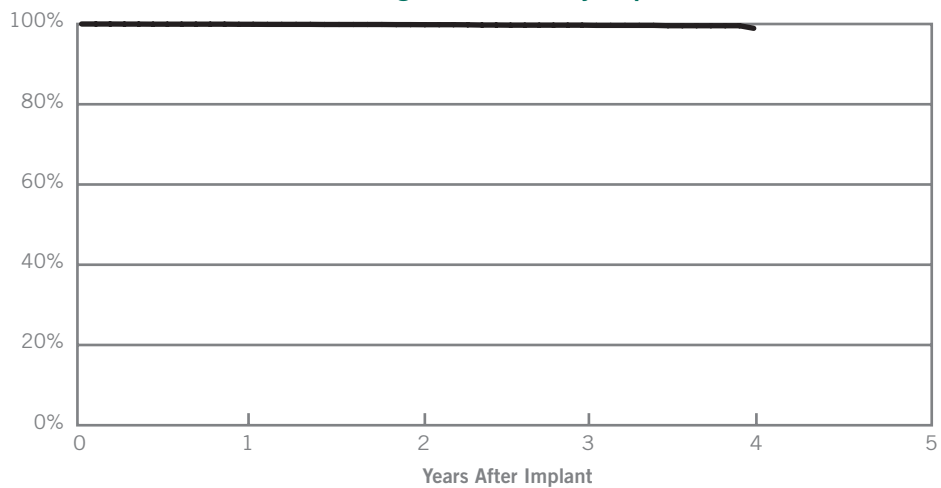
US Market Release	June 2004	Normal Battery Depletion	91
Registered US Implants	4,912	Malfunctions	14
Estimated Active US Implants	2,600	Malfunctions w/ Compromised Therapy (1 related to Advisory)	8
Estimated Longevity	(see table on page 30)	Malfunctions w/o Compromised Therapy (0 related to Advisory)	6
Max. Delivered Energy	36 joules	Number of Advisories (see pages 180-185)	Three

Including Normal Battery Depletion



Year	1	2	3	4
Survival Probability	99.91%	99.39%	97.83%	94.57%
± 1 standard error	0.04%	0.12%	0.25%	0.61%
Sample Size	4900	4200	3200	1300

Excluding Normal Battery Depletion



Year	1	2	3	4
Survival Probability	99.93%	99.85%	99.71%	98.93%
± 1 standard error	0.03%	0.06%	0.09%	0.14%

SUMMARY & LONGEVITY INFORMATION
Cardiac Resynchronization Therapy
CRT ICDs



ST. JUDE MEDICAL™
MORE CONTROL. LESS RISK.

CARDIAC RESYNCHRONIZATION THERAPY

Malfunction and Normal Battery Depletion Summary Information*

Models	Family	US Market Release Date	Registered US Implants	Estimated Active US Implants	Malfunctions w/ Compromised Therapy	Malfunctions w/ Compromised Therapy (under advisory)	Malfunctions w/ Compromised Therapy (premature battery depletion)	Malfunctions w/o Compromised Therapy	Malfunctions w/o Compromised Therapy (premature battery depletion)	Total Malfunctions	Total Normal Battery Depletion
3207-30	Promote RF	May-07	309	297	0	0	0	0	0	0	0
3107-36	Promote	May-07	663	586	0	0	0	0	0	0	0
3207-36	Promote RF	May-07	6130	5877	0	0	0	0	0	0	0
V-365	Atlas II HF	Aug-06	8015	6881	3	0	0	0	2	5	1
V-366	Atlas II + HF	Aug-06	3083	2791	0	0	0	0	0	0	1
V-355	Epic II HF	May-06	1510	1296	0	0	0	0	0	0	0
V-337	Epic HF	Nov-04	3947	2658	0	0	0	1	0	1	47
V-343	Atlas + HF	Nov-04	18309	13245	1	1	16	5	3	26	56
V-338	Epic HF	Jun-04	3095	1133	2	0	0	1	7	10	182
V-340	Atlas + HF	Jun-04	4912	2600	3	1	4	0	6	14	91

*Based on returned product analysis as of June 30, 2008.

**Including Normal Battery Depletion
Summary Information***

Models	Family	Survival Probability									
		1 year	2 year	3 year	4 year	5 year	6 year	7 year	8 year	9 year	10 year
3207-30	Promote RF**										
3107-36	Promote**										
3207-36	Promote RF**										
V-365	Atlas II HF	99.93%									
V-366	Atlas II + HF	99.96%									
V-355	Epic II HF	100.00%									
V-337	Epic HF	99.94%	99.40%	96.29%							
V-343	Atlas + HF	99.91%	99.70%	98.48%							
V-338	Epic HF	99.86%	98.99%	94.07%	80.61%						
V-340	Atlas + HF	99.91%	99.39%	97.83%	94.57%						

**Excluding Normal Battery Depletion
Summary Information***

Models	Family	Survival Probability									
		1 year	2 year	3 year	4 year	5 year	6 year	7 year	8 year	9 year	10 year
3207-30	Promote RF**										
3107-36	Promote**										
3207-36	Promote RF**										
V-365	Atlas II HF	99.93%									
V-366	Atlas II + HF	100.00%									
V-355	Epic II HF	100.00%									
V-337	Epic HF	99.97%	99.97%	99.97%							
V-343	Atlas + HF	99.94%	99.85%	99.67%							
V-338	Epic HF	99.93%	99.89%	99.67%	99.21%						
V-340	Atlas + HF	99.93%	99.85%	99.71%	98.93%						

*Based on returned product analysis as of June 30, 2008.

**No survival probability is stated at one year due to the device not meeting the required minimum sample size of 200 U.S. implants with 12 consecutive months of data. Please refer to the individual graphs for data up to one year.

Battery Longevity					
Models	Family	Approximate Duration (years)*			
		No Pacing	25% Pacing	50% Pacing	100% Pacing
3207-30	Promote RF	7.0	6.4	5.8	4.9
3107-36	Promote	8.6	7.8	7.1	6.1
3207-36	Promote RF	8.6	7.8	7.1	6.1
V-365	Atlas II HF	8.2	7.2	6.5	5.4
V-366	Atlas II + HF	8.2	7.2	6.5	5.4
V-355	Epic II HF	7	6.1	5.5	4.5
V-337, V-338	Epic HF, Serial Numbers <13000	6.4	5.7	5.2	4.4
V-337, V-338	Epic HF, Serial Numbers >13000	6.5	5.8	5.2	4.4
V-343	Atlas + HF	7.9	7.1	6.4	5.4
V-340	Atlas + HF	7.9	7.1	6.4	5.4

*Battery longevity calculated with one EGM storage.

Pacing parameters: DDD-BIV, RV 2.5V, LV 2.5V, A 2.5V, 0.5 ms, 60 ppm, 500 ohms

Battery Voltage Range: 3.20 – 2.45; Battery condition: Normal

Four maximum charges per year as well as monthly charging during the battery's mid-life voltage range.

CARDIAC RESYNCHRONIZATION THERAPY

CRT Pulse Generators

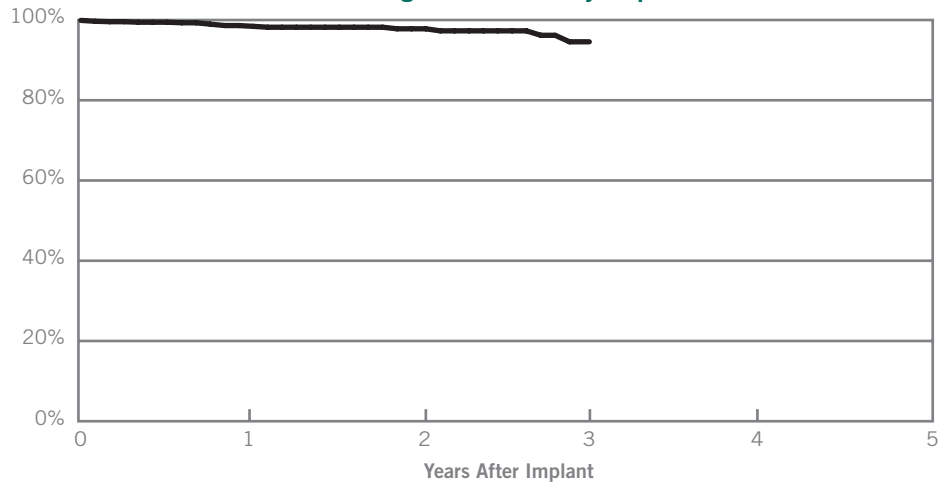


ST. JUDE MEDICAL™
MORE CONTROL. LESS RISK.

CARDIAC RESYNCHRONIZATION THERAPY

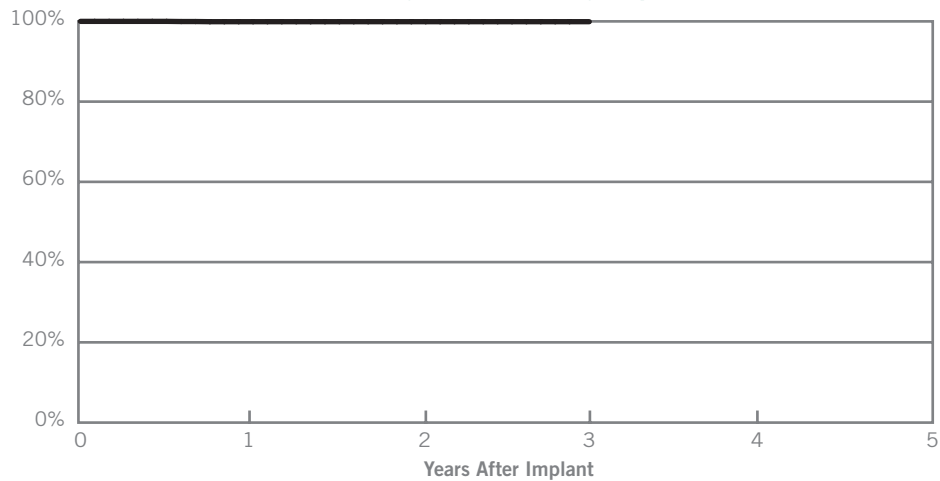
Frontier® II (Model 5586)			
US Market Release	August 2004	Normal Battery Depletion	20
Registered US Implants	4,174	Malfunctions	2
Estimated Active US Implants	3,367	Malfunctions w/ Compromised Therapy	1
Estimated Longevity	6.5 Years	Malfunctions w/o Compromised Therapy	1
		Number of Advisories	None

Including Normal Battery Depletion



Year	1	2	3		
Survival Probability	98.62%	97.81%	94.57%		
± 1 standard error	0.22%	0.33%	1.05%		
Sample Size	3400	1500	600		

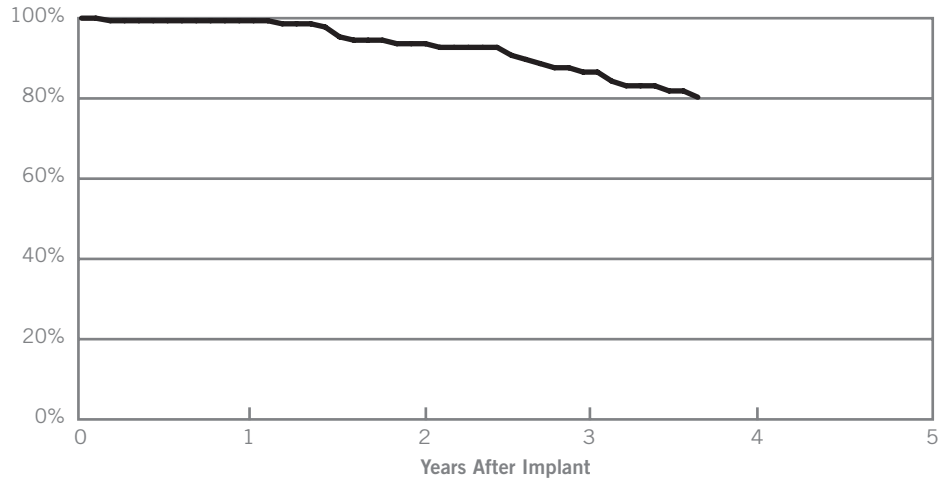
Excluding Normal Battery Depletion



Year	1	2	3		
Survival Probability	99.92%	99.92%	99.92%		
± 1 standard error	0.06%	0.06%	0.06%		

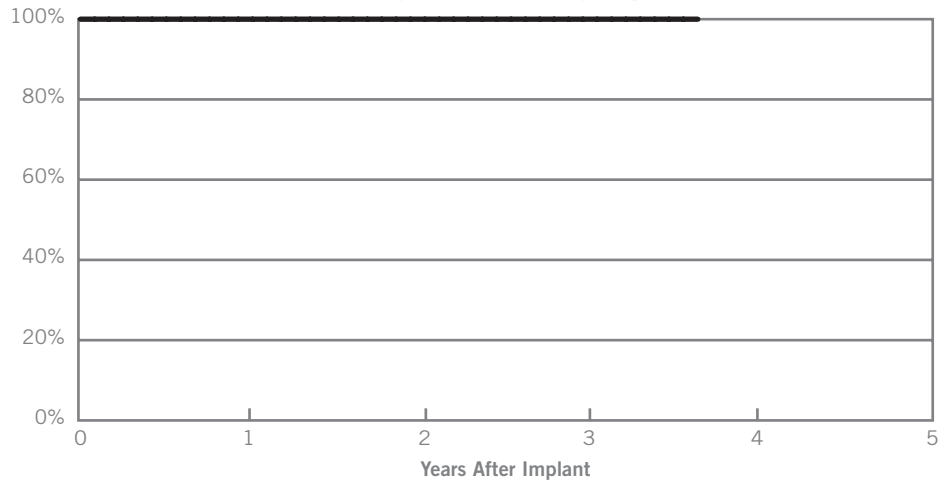
Frontier® (Model 5508)			
US Market Release	May 2004	Normal Battery Depletion	116
Registered US Implants	666	Malfunctions	2
Estimated Active US Implants	237	Malfunctions w/ Compromised Therapy	0
Estimated Longevity	5.9 Years	Malfunctions w/o Compromised Therapy	2
		Number of Advisories	None

Including Normal Battery Depletion



Year	1	2	3	at 44 months
Survival Probability	99.37%	93.64%	86.57%	80.30%
± 1 standard error	0.32%	1.09%	1.57%	1.93%
Sample Size	700	500	400	200

Excluding Normal Battery Depletion



Year	1	2	3	at 44 months
Survival Probability	100.00%	100.00%	100.00%	99.53%
± 1 standard error	0.00%	0.00%	0.00%	0.00%

SUMMARY & LONGEVITY INFORMATION
Cardiac Resynchronization Therapy
CRT Pulse Generators



ST. JUDE MEDICAL™
MORE CONTROL. LESS RISK.

CARDIAC RESYNCHRONIZATION THERAPY

Malfunction and Normal Battery Depletion Summary Information*

Models	Family	US Market Release Date	Registered US Implants	Estimated Active US Implants	Malfunctions w/ Compromised Therapy	Malfunctions w/o Compromised Therapy	Malfunctions w/o Compromised Therapy (under advisory)	Malfunctions w/o Compromised Therapy (premature battery depletion)	Total Malfunctions	Total Normal Battery Depletion
5586	Frontier II	Aug-04	4174	3367	1	1	0	0	2	20
5508	Frontier	May-04	666	237	0	2	0	0	2	116

*Based on returned product analysis as of June 30, 2008.

**Including Normal Battery Depletion
Summary Information***

Models	Family	Survival Probability							
		1 year	2 year	3 year	4 year	5 year	6 year	7 year	8 year
5586	Frontier II	98.62%	97.81%	94.57%					
5508	Frontier	99.37%	93.64%	86.57%					

**Excluding Normal Battery Depletion
Summary Information***

Models	Family	Survival Probability							
		1 year	2 year	3 year	4 year	5 year	6 year	7 year	8 year
5586	Frontier II	99.92%	99.92%	99.92%					
5508	Frontier	100.00%	100.00%	100.00%					

*Based on returned product analysis as of June 30, 2008.

CARDIAC RESYNCHRONIZATION THERAPY

Left-Heart Leads

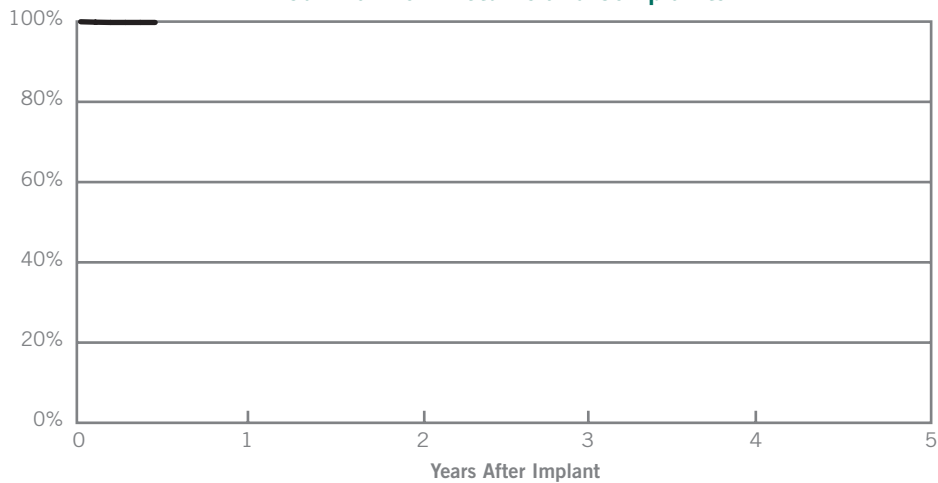


ST. JUDE MEDICAL™
MORE CONTROL. LESS RISK.

CARDIAC RESYNCHRONIZATION THERAPY

QuickFlex® (Model 1156T)			
US Market Release	July 2007	Type and/or Fixation	S-Curve
Registered US Implants	2,839	Polarity	Bipolar
Estimated Active US Implants	2,721	Steroid	None
Insulation	Polyurethane	Number of Advisories	None
Laboratory Analysis			
Implant Damage	4	Electrical Malfunction	1
		Other	3
		Insulation Disruption	0
		Conductor Disruption	0
		Crimps, Welds, Bonds	1
		Explant Damage	2
		Non-Electrical Workmanship	1
		Non-Electrical Anomaly	0
		Partial Lead	0

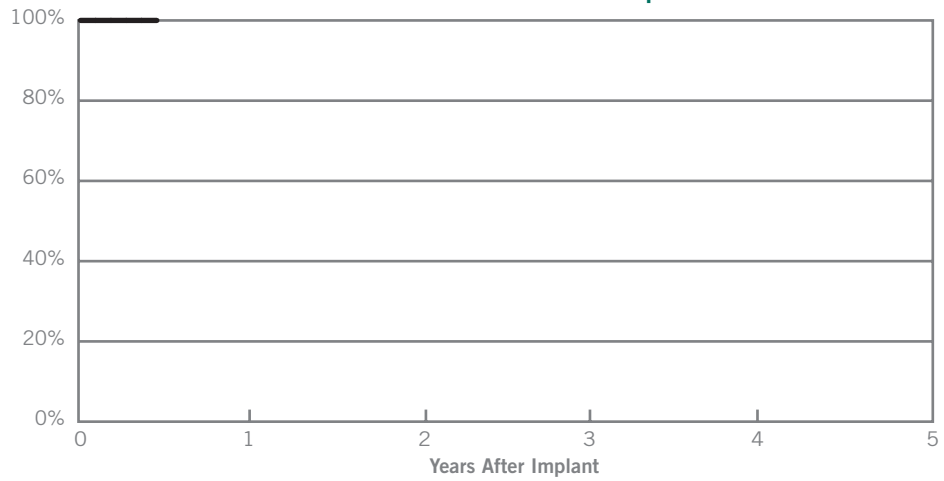
Survival from Returns and Complaints



Year	at 6 months				
Survival Probability	99.79%				
± 1 standard error	0.11%				
Sample Size	200				

QuickFlex® XL (Model 1158T)			
US Market Release	July 2007	Type and/or Fixation	S-Curve
Registered US Implants	1,784	Polarity	Bipolar
Estimated Active US Implants	1,713	Steroid	None
Insulation	Polyurethane	Number of Advisories	None
Laboratory Analysis			
Implant Damage	7	Electrical Malfunction	0
		Other	1
		Insulation Disruption	0
		Conductor Disruption	0
		Crimps, Welds, Bonds	0
		Explant Damage	1
		Non-Electrical Workmanship	0
		Non-Electrical Anomaly	0
		Partial Lead	0

Survival from Returns and Complaints

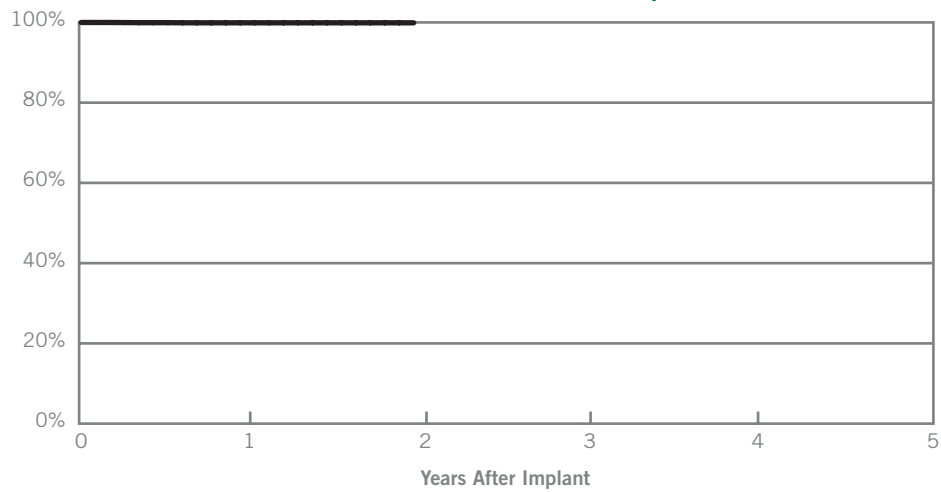


Year	at 6 months				
Survival Probability	100.00%				
± 1 standard error	0.00%				
Sample Size	100				

CARDIAC RESYNCHRONIZATION THERAPY

QuickSite® XL (Model 1058T)			
US Market Release	February 2006	Type and/or Fixation	S-Curve
Registered US Implants	8,177	Polarity	Bipolar
Estimated Active US Implants	7,318	Steroid	Yes
Insulation	Polyurethane	Number of Advisories	None
Laboratory Analysis			
Implant Damage	25	Electrical Malfunction	0
		Other	11
		Insulation Disruption	0
		Conductor Disruption	0
		Crimps, Welds, Bonds	0
		Explant Damage	6
		Non-Electrical Workmanship	4
		Non-Electrical Anomaly	0
		Partial Lead	1

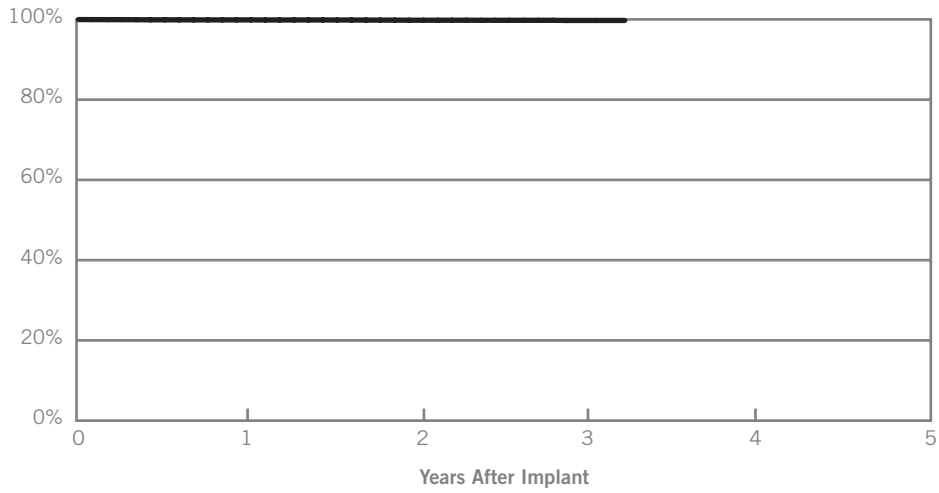
Survival from Returns and Complaints



Year	1	2			
Survival Probability	99.90%	99.90%			
± 1 standard error	0.04%	0.04%			
Sample Size	6300	100			

QuickSite® (Model 1056T)			
US Market Release	April 2005	Type and/or Fixation	S-Curve
Registered US Implants	28,437	Polarity	Bipolar
Estimated Active US Implants	23,332	Steroid	Yes
Insulation	Polyurethane	Number of Advisories	None
Laboratory Analysis			
Implant Damage	77	Electrical Malfunction	1
		Other	143
		Insulation Disruption	0
		Conductor Disruption	0
		Crimps, Welds, Bonds	1
		Explant Damage	135
		Non-Electrical Workmanship	5
		Non-Electrical Anomaly	2
		Partial Lead	1

Survival from Returns and Complaints

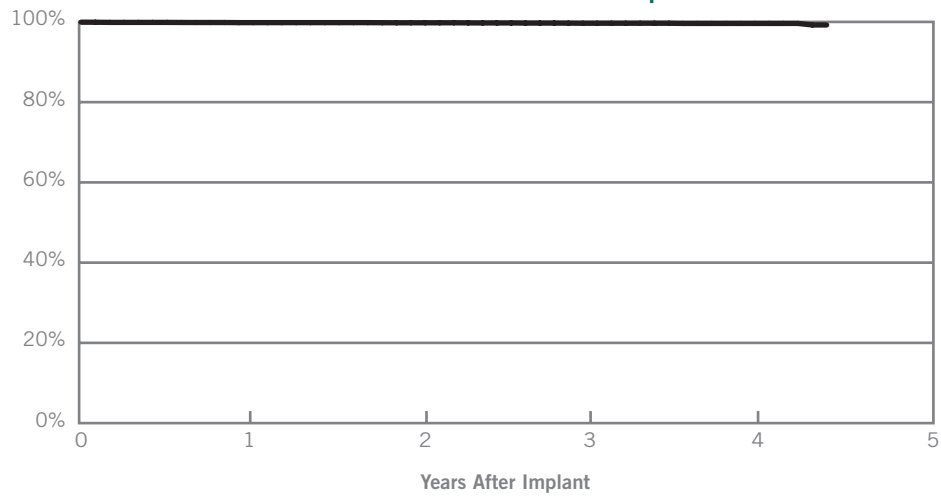


Year	1	2	3	at 39 months	
Survival Probability	99.88%	99.80%	99.74%	99.74%	
± 1 standard error	0.02%	0.03%	0.06%	0.06%	
Sample Size	25400	15400	5900	100	

CARDIAC RESYNCHRONIZATION THERAPY

QuickSite® (Model 1056K)			
US Market Release	June 2004	Type and/or Fixation	S-Curve
Registered US Implants	7,612	Polarity	Unipolar
Estimated Active US Implants	5,065	Steroid	Yes
Insulation	Polyurethane	Number of Advisories	None
Laboratory Analysis			
Implant Damage	88	Electrical Malfunction	4
		Other	69
		Insulation Disruption	0
		Conductor Disruption	2
		Crimps, Welds, Bonds	2
		Explant Damage	54
		Non-Electrical Workmanship	14
		Non-Electrical Anomaly	1
		Partial Lead	0

Survival from Returns and Complaints



Year	1	2	3	4	at 53 months
Survival Probability	99.82%	99.78%	99.67%	99.62%	99.24%
± 1 standard error	0.05%	0.06%	0.07%	0.09%	0.40%
Sample Size	7400	6000	4900	2400	100

LABORATORY ANALYSIS
Cardiac Resynchronization Therapy
Left-Heart Leads

Laboratory Analysis*					Electrical Malfunctions				Other				
Models	US Market Release Date	Registered US Implants	Estimated Active US Implants	Implant Damage	Insulation Disruption	Conductor Disruption	Crimps, Welds, Bonds	Total Electrical Malfunctions	Explant Damage	Non-Electrical Workmanship	Non-Electrical Anomaly	Partial Lead	Total Other
1156T	July-07	2839	2721	4	0	0	1	1	2	1	0	0	3
1158T	July-07	1784	1713	7	0	0	0	0	1	0	0	0	1
1058T	Feb-06	8177	7318	25	0	0	0	0	6	4	0	1	11
1056T	Apr-05	28437	23332	77	0	0	1	1	135	5	2	1	143
1056K	Jun-04	7612	5065	88	0	2	2	4	54	14	1	0	69

*Based on returned product analysis as of June 30, 2008.

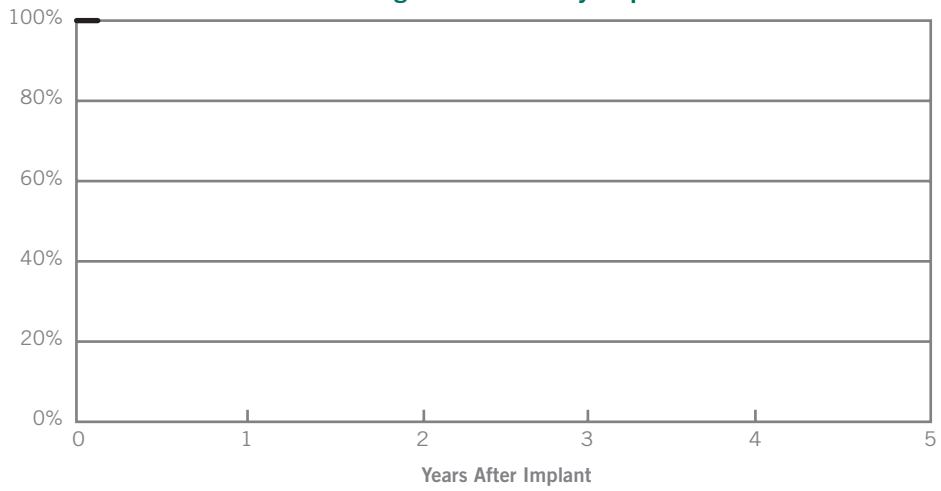
The laboratory analysis results are categorized into one of the following three categories:

- **Implant Damage** - obvious damage incurred at the time of attempted implant, including but not limited to insulation cuts and damage, helix overtorque, and stylet perforation.
- **Electrical Malfunction** - a disruption in the insulation or conductors resulting in compromised electrical performance. Electrical malfunction data are further broken down into one of the following three subcategories:
 - *Insulation Disruption* - leads exhibiting wear and abrasion that extends through the insulation and exposes the conductors.
 - *Conductor Disruption* - leads exhibiting cable and coil fractures, including those attributed to subclavian crush.
 - *Crimps, Welds, Bonds* - leads exhibiting malfunctions related to crimps, welds, and bonds.
- **Other** - includes other returns not attributed to damage incurred at the attempted implant and not resulting in compromised electrical failures. The Other category of data is further broken down into one of the following four subcategories:
 - *Explant Damage* - leads exhibiting physical damage incurred at the time of explant.
 - *Non-Electrical Workmanship* - leads exhibiting some out of specification mechanical condition, such as a bent connector pin or helix anomaly.
 - *Non-Electrical Anomaly* - leads not associated with a complaint but exhibiting some anomalous condition that did not result in an electrical malfunction. An example would be a lead exhibiting some insulation disruption that did not extend through and therefore did not compromise the function of the lead.
 - *Partial Lead* - leads with an alleged malfunction that are returned not in its entirety; as a result, it was not possible to perform a complete analysis and confirm the malfunction.

ICDs
Dual-Chamber

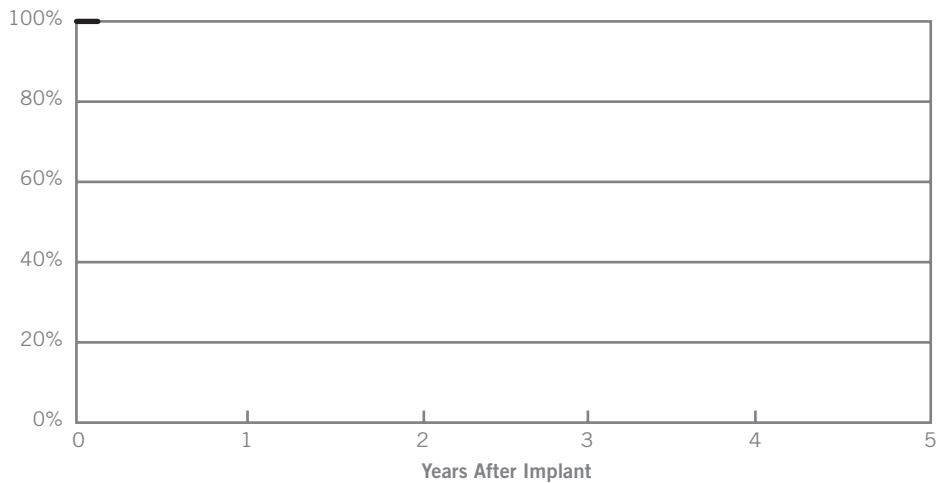
Current® RF DR (Model 2207-30)			
US Market Release	May 2007	Normal Battery Depletion	0
Registered US Implants	325	Malfunctions	0
Estimated Active US Implants	312	Malfunctions w/ Compromised Therapy	0
Estimated Longevity	(see table on page 68)	Malfunctions w/o Compromised Therapy	0
Max. Delivered Energy	30 joules	Number of Advisories	None

Including Normal Battery Depletion



Year	at 2 months				
Survival Probability	100.00%				
± 1 standard error	0.00%				
Sample Size	300				

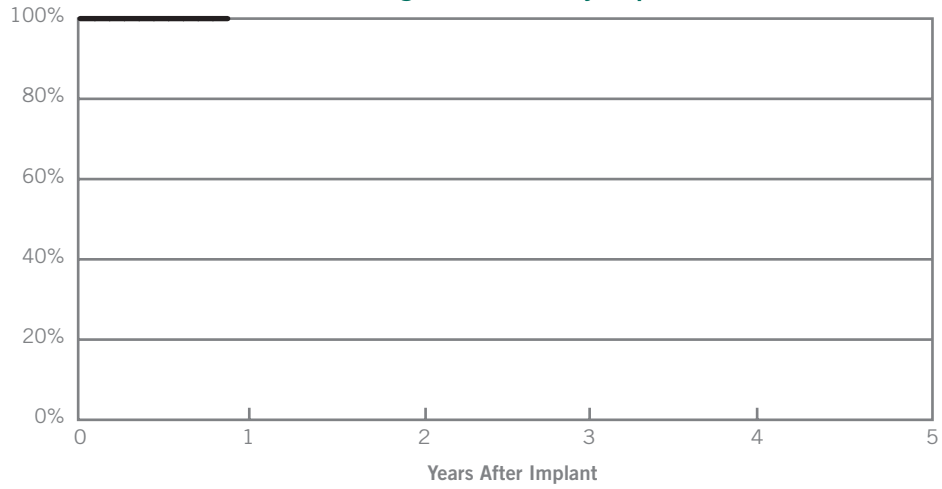
Excluding Normal Battery Depletion



Year	at 2 months				
Survival Probability	100.00%				
± 1 standard error	0.00%				

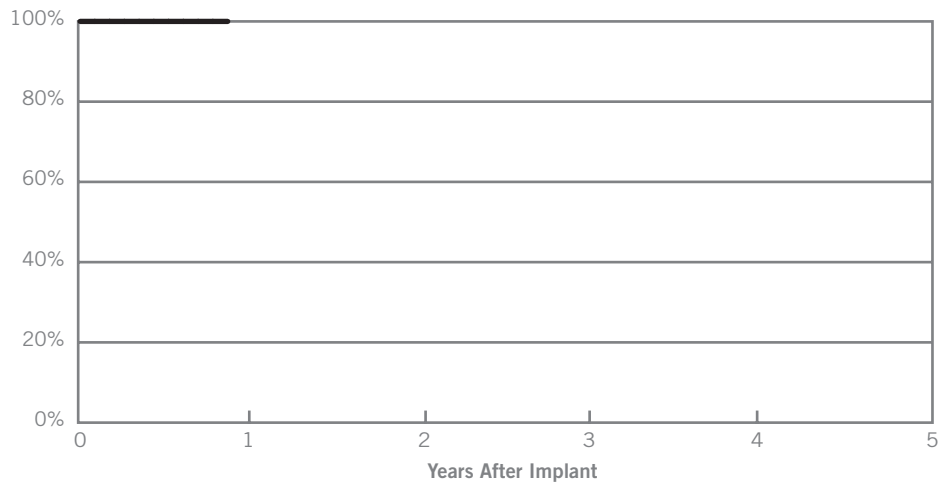
Current® DR (Model 2107-36)			
US Market Release	May 2007	Normal Battery Depletion	0
Registered US Implants	572	Malfunctions	0
Estimated Active US Implants	508	Malfunctions w/ Compromised Therapy	0
Estimated Longevity	(see table on page 68)	Malfunctions w/o Compromised Therapy	0
Max. Delivered Energy	36 joules	Number of Advisories	None

Including Normal Battery Depletion



Year	at 11 months				
Survival Probability	100.00%				
± 1 standard error	0.00%				
Sample Size	400				

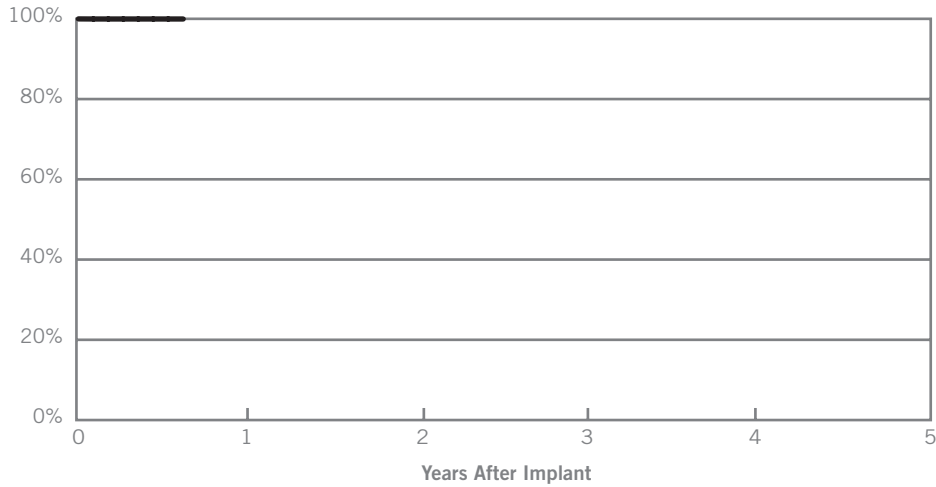
Excluding Normal Battery Depletion



Year	at 11 months				
Survival Probability	100.00%				
± 1 standard error	0.00%				

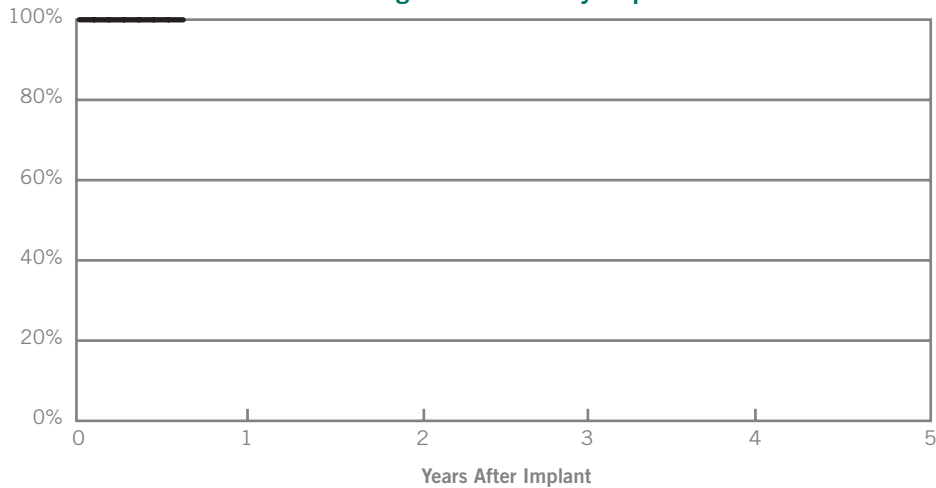
Current® RF DR (Model 2207-36)			
US Market Release	May 2007	Normal Battery Depletion	0
Registered US Implants	5,413	Malfunctions	2
Estimated Active US Implants	5,193	Malfunctions w/ Compromised Therapy	1
Estimated Longevity	(see table on page 68)	Malfunctions w/o Compromised Therapy	1
Max. Delivered Energy	36 joules	Number of Advisories	None

Including Normal Battery Depletion



Year	at 8 months				
Survival Probability	99.96%				
± 1 standard error	0.03%				
Sample Size	2800				

Excluding Normal Battery Depletion

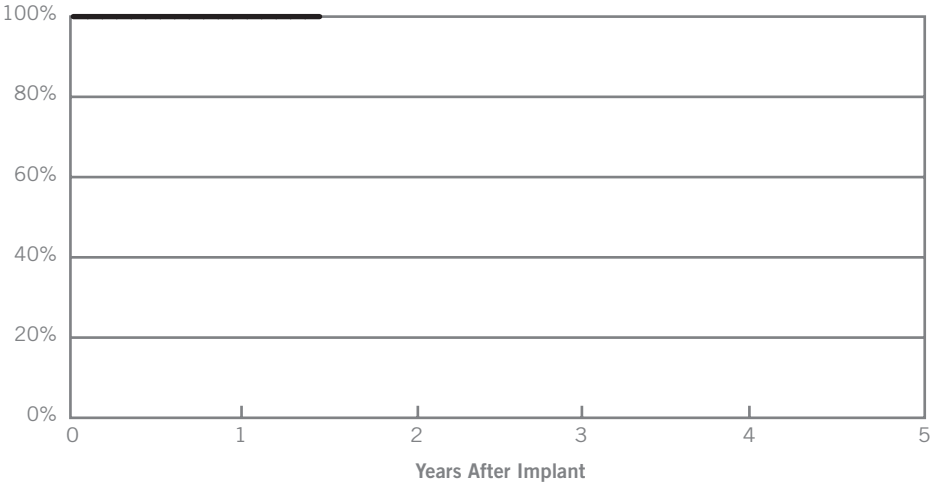


Year	at 8 months				
Survival Probability	99.96%				
± 1 standard error	0.03%				

Atlas® II DR (Model V-265)

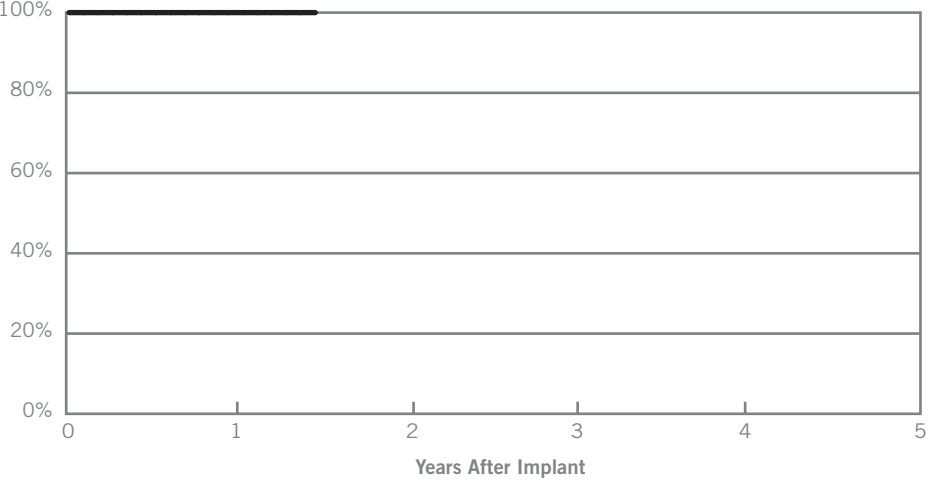
US Market Release	August 2006	Normal Battery Depletion	0
Registered US Implants	1,827	Malfunctions	0
Estimated Active US Implants	1,600	Malfunctions w/ Compromised Therapy	0
Estimated Longevity	(see table on page 68)	Malfunctions w/o Compromised Therapy	0
Max. Delivered Energy	36 joules	Number of Advisories (see pages 180-185)	One

Including Normal Battery Depletion



Year	1	at 18 months			
Survival Probability	100.00%	100.00%			
± 1 standard error	0.00%	0.00%			
Sample Size	1400	400			

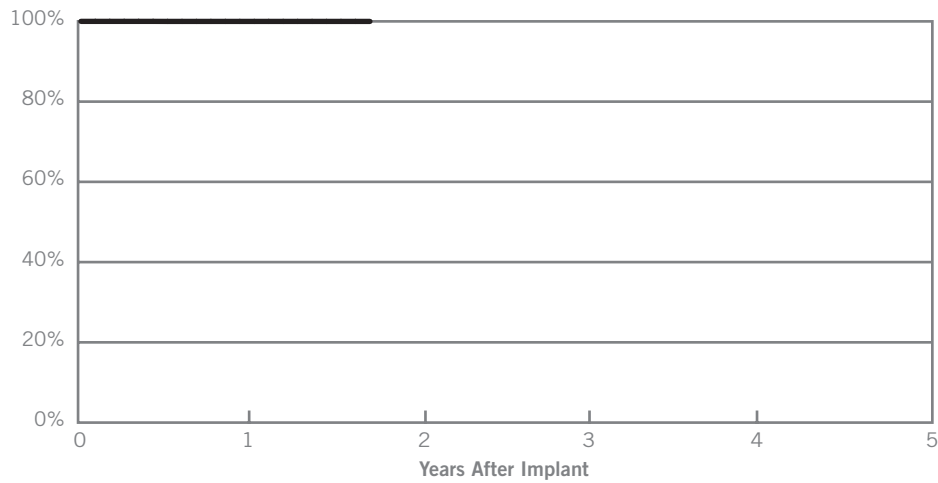
Excluding Normal Battery Depletion



Year	1	at 18 months			
Survival Probability	100.00%	100.00%			
± 1 standard error	0.00%	0.00%			

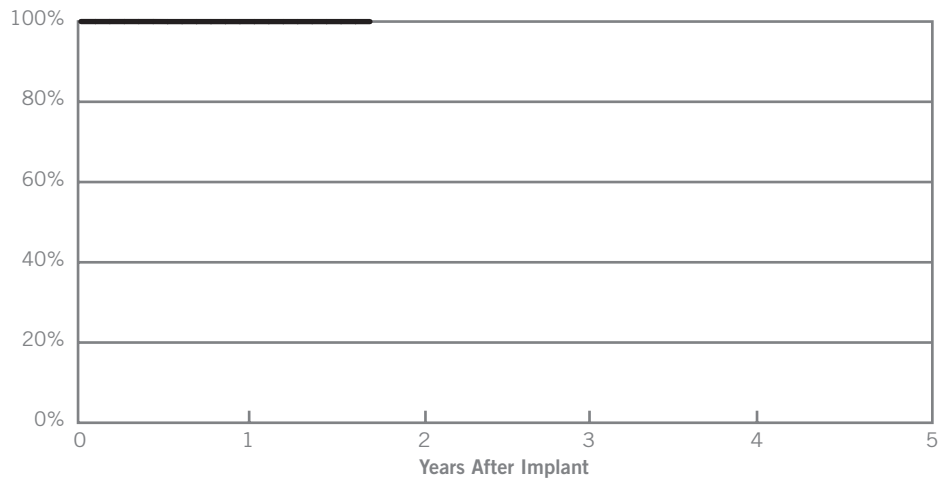
Atlas® II + DR (Model V-268)			
US Market Release	August 2006	Normal Battery Depletion	0
Registered US Implants	11,329	Malfunctions	1
Estimated Active US Implants	9,973	Malfunctions w/ Compromised Therapy	0
Estimated Longevity	(see table on page 68)	Malfunctions w/o Compromised Therapy (0 related to Advisory)	1
Max. Delivered Energy	36 joules	Number of Advisories (see pages 180-185)	One

Including Normal Battery Depletion



Year	1	at 21 months			
Survival Probability	99.99%	99.99%			
± 1 standard error	0.01%	0.01%			
Sample Size	8400	2300			

Excluding Normal Battery Depletion

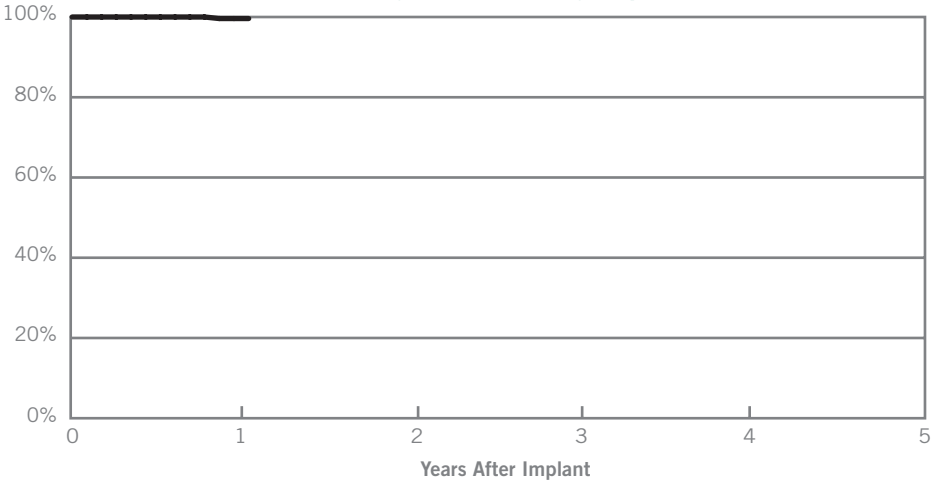


Year	1	at 21 months			
Survival Probability	99.99%	99.99%			
± 1 standard error	0.01%	0.01%			

Epic® II DR (Model V-255)

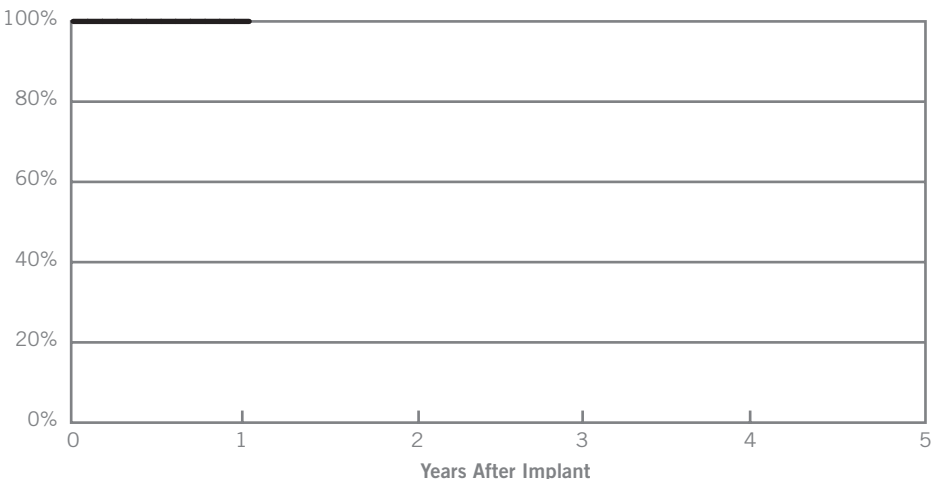
US Market Release	May 2006	Normal Battery Depletion	1
Registered US Implants	519	Malfunctions	0
Estimated Active US Implants	443	Malfunctions w/ Compromised Therapy	0
Estimated Longevity	(see table on page 68)	Malfunctions w/o Compromised Therapy	0
Max. Delivered Energy	30 joules	Number of Advisories (see pages 180-185)	One

Including Normal Battery Depletion



Year	1	at 13 months			
Survival Probability	99.62%	99.62%			
± 1 standard error	0.38%	0.38%			
Sample Size	400	200			

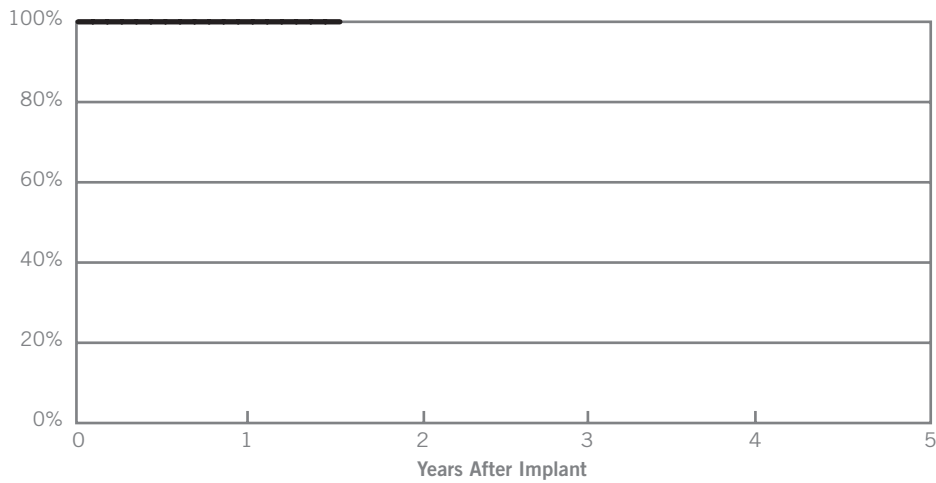
Excluding Normal Battery Depletion



Year	1	at 13 months			
Survival Probability	100.00%	100.00%			
± 1 standard error	0.00%	0.00%			

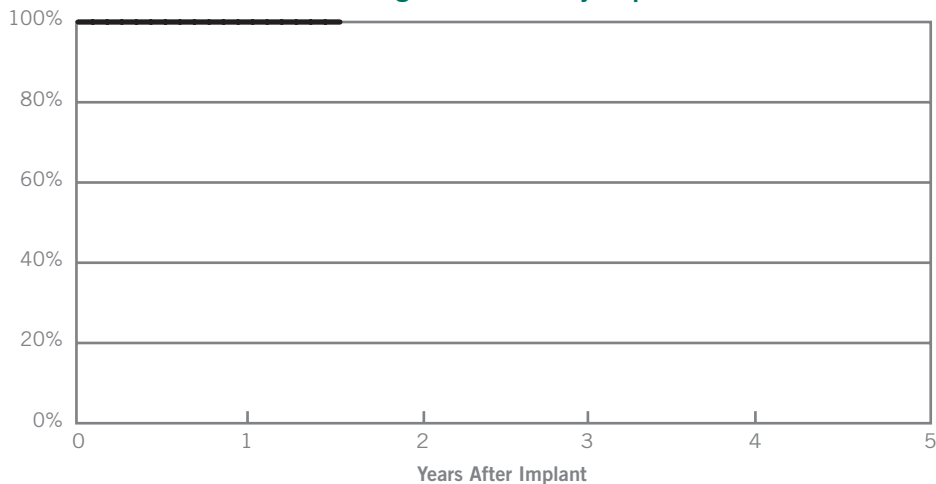
Epic® II + DR (Model V-258)			
US Market Release	May 2006	Normal Battery Depletion	0
Registered US Implants	1,718	Malfunctions	0
Estimated Active US Implants	1,486	Malfunctions w/ Compromised Therapy	0
Estimated Longevity	(see table on page 68)	Malfunctions w/o Compromised Therapy	0
Max. Delivered Energy	30 joules	Number of Advisories (see pages 180-185)	One

Including Normal Battery Depletion



Year	1	at 19 months			
Survival Probability	100.00%	100.00%			
± 1 standard error	0.00%	0.00%			
Sample Size	1300	500			

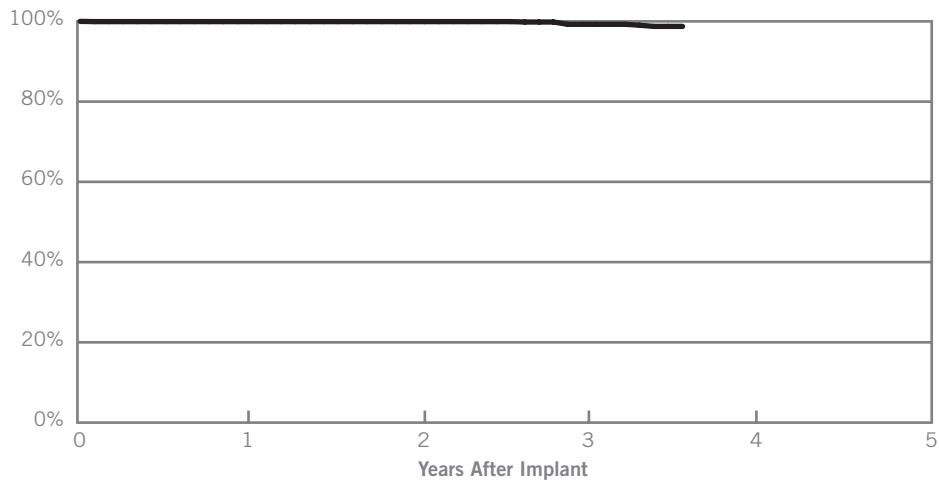
Excluding Normal Battery Depletion



Year	1	at 19 months			
Survival Probability	100.00%	100.00%			
± 1 standard error	0.00%	0.00%			

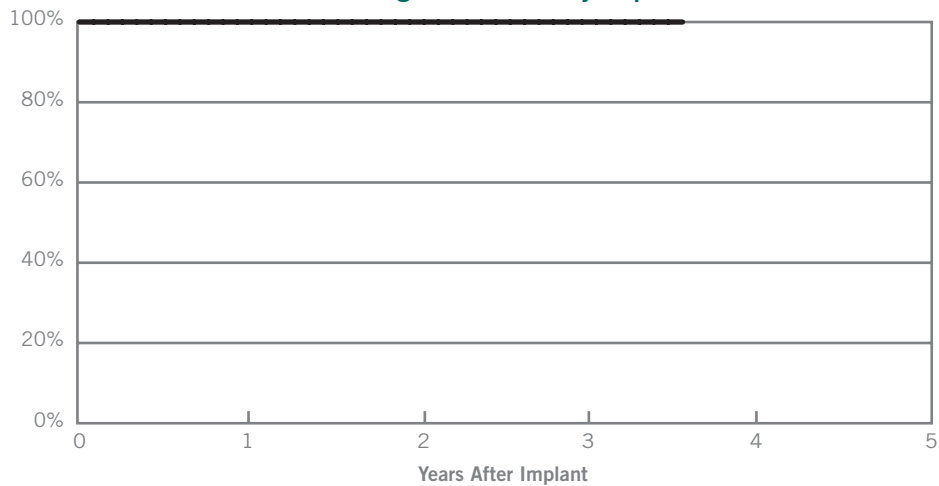
Epic® DR (Model V-233)			
US Market Release	October 2003	Normal Battery Depletion	8
Registered US Implants	1,822	Malfunctions	0
Estimated Active US Implants	1,194	Malfunctions w/ Compromised Therapy	0
Estimated Longevity	(see table on page 68)	Malfunctions w/o Compromised Therapy	0
Max. Delivered Energy	30 joules	Number of Advisories (see pages 180-185)	Two

Including Normal Battery Depletion



Year	1	2	3	at 43 months	
Survival Probability	99.94%	99.94%	99.27%	98.75%	
± 1 standard error	0.06%	0.06%	0.31%	0.48%	
Sample Size	1800	1500	1000	400	

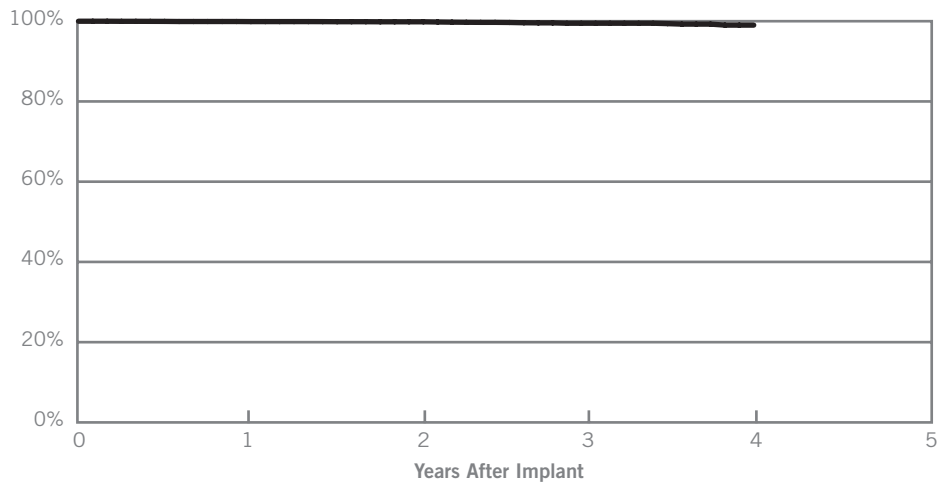
Excluding Normal Battery Depletion



Year	1	2	3	at 43 months	
Survival Probability	100.00%	100.00%	100.00%	100.00%	
± 1 standard error	0.00%	0.00%	0.00%	0.00%	

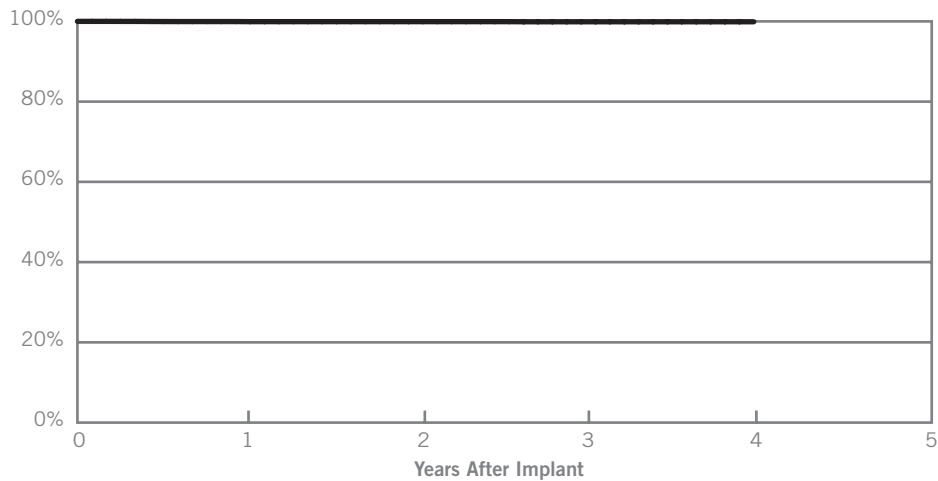
Epic® + DR (Model V-239)			
US Market Release	October 2003	Normal Battery Depletion	19
Registered US Implants	7,796	Malfunctions	6
Estimated Active US Implants	5,163	Malfunctions w/ Compromised Therapy (0 related to Advisory)	4
Estimated Longevity	(see table on page 68)	Malfunctions w/o Compromised Therapy (0 related to Advisory)	2
Max. Delivered Energy	30 joules	Number of Advisories (see pages 180-185)	Two

Including Normal Battery Depletion



Year	1	2	3	4	
Survival Probability	99.92%	99.85%	99.49%	99.02%	
± 1 standard error	0.03%	0.05%	0.12%	0.31%	
Sample Size	7800	6100	1700	1200	

Excluding Normal Battery Depletion

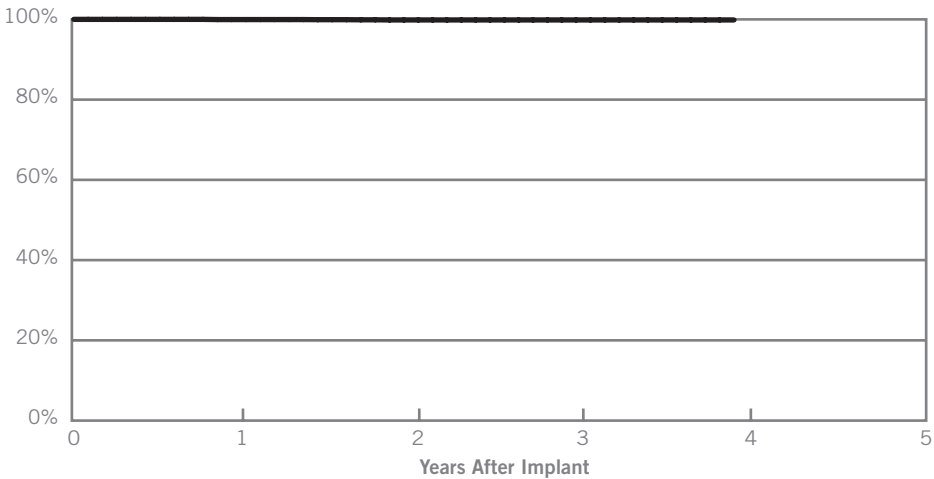


Year	1	2	3	4	
Survival Probability	99.95%	99.93%	99.90%	99.90%	
± 1 standard error	0.03%	0.03%	0.05%	0.05%	

Atlas® DR (Model V-242)

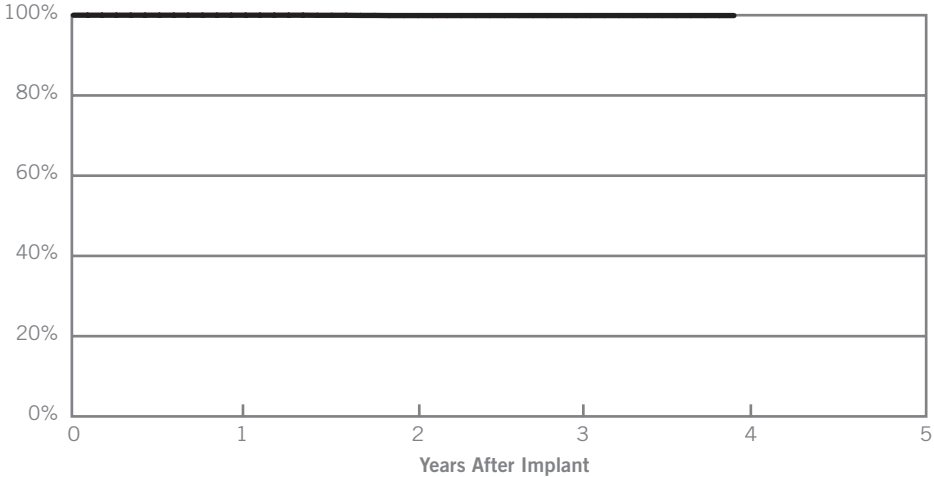
US Market Release	October 2003	Normal Battery Depletion	2
Registered US Implants	4,631	Malfunctions	3
Estimated Active US Implants	3,077	Malfunctions w/ Compromised Therapy (0 related to Advisory)	2
Estimated Longevity	(see table on page 68)	Malfunctions w/o Compromised Therapy (0 related to Advisory)	1
Max. Delivered Energy	36 joules	Number of Advisories (see pages 180-185)	Three

Including Normal Battery Depletion



Year	1	2	3	at 47 months
Survival Probability	99.95%	99.86%	99.86%	99.86%
± 1 standard error	0.03%	0.06%	0.06%	0.06%
Sample Size	5600	3600	2100	700

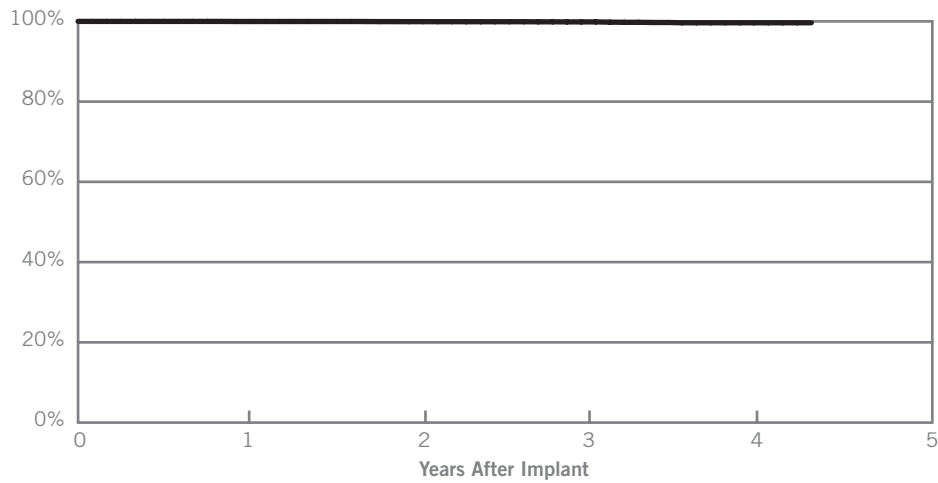
Excluding Normal Battery Depletion



Year	1	2	3	at 47 months
Survival Probability	100.00%	99.91%	99.91%	99.91%
± 1 standard error	0.00%	0.05%	0.05%	0.05%

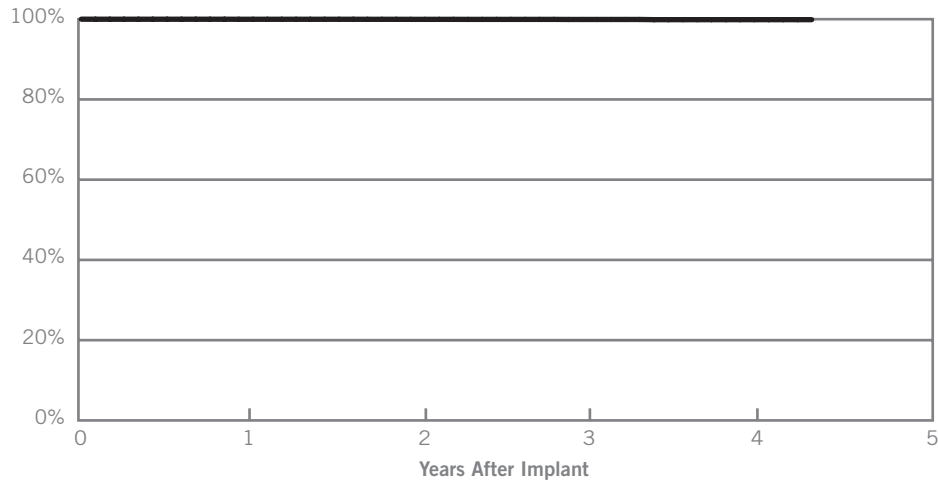
Atlas® + DR (Model V-243)				
US Market Release	October 2003	Normal Battery Depletion		10
Registered US Implants	20,641	Malfunctions		9
Estimated Active US Implants	14,273	Malfunctions w/ Compromised Therapy (0 related to Advisory)		7
Estimated Longevity	(see table on page 68)	Malfunctions w/o Compromised Therapy (0 related to Advisory)		2
Max. Delivered Energy	36 joules	Number of Advisories (see pages 180-185)		Three

Including Normal Battery Depletion



Year	1	2	3	4	at 52 months
Survival Probability	99.97%	99.93%	99.87%	99.65%	99.65%
± 1 standard error	0.01%	0.02%	0.04%	0.11%	0.11%
Sample Size	20200	15100	7600	2300	400

Excluding Normal Battery Depletion

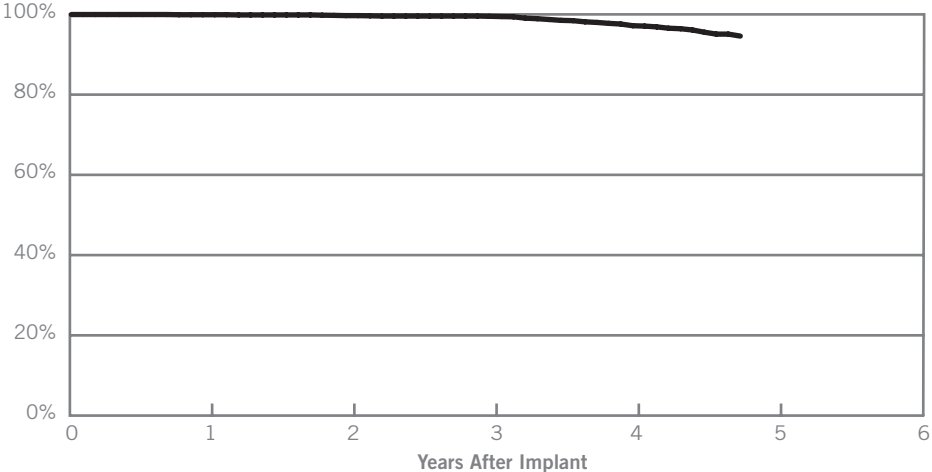


Year	1	2	3	4	at 53 months
Survival Probability	99.98%	99.96%	99.93%	99.88%	99.88%
± 1 standard error	0.01%	0.01%	0.03%	0.06%	0.06%

Epic® + DR (Model V-236)

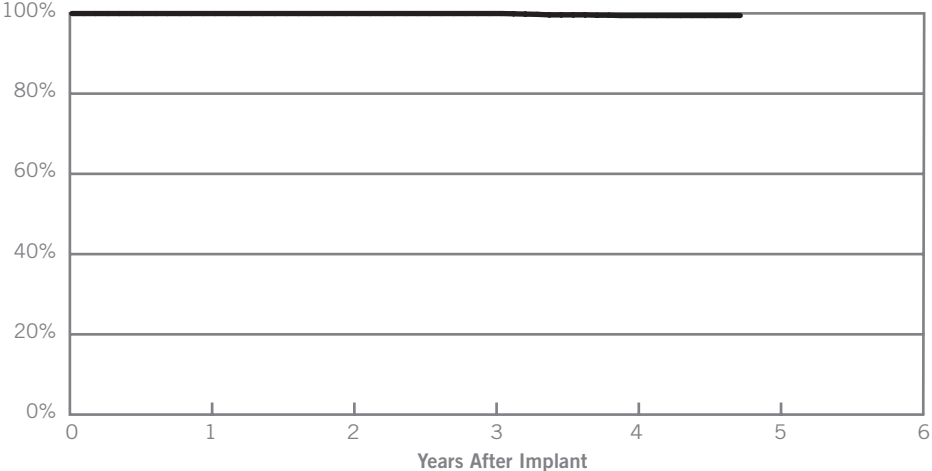
US Market Release	April 2003	Normal Battery Depletion	48
Registered US Implants	2,341	Malfunctions	8
Estimated Active US Implants	837	Malfunctions w/ Compromised Therapy	0
Estimated Longevity	(see table on page 68)	Malfunctions w/o Compromised Therapy (0 related to Advisory)	8
Max. Delivered Energy	30 joules	Number of Advisories (see pages 180-185)	Three

Including Normal Battery Depletion



Year	1	2	3	4	at 57 months	
Survival Probability	99.91%	99.69%	99.52%	97.17%	94.59%	
± 1 standard error	0.07%	0.11%	0.15%	0.40%	0.72%	
Sample Size	2300	2000	1800	1500	700	

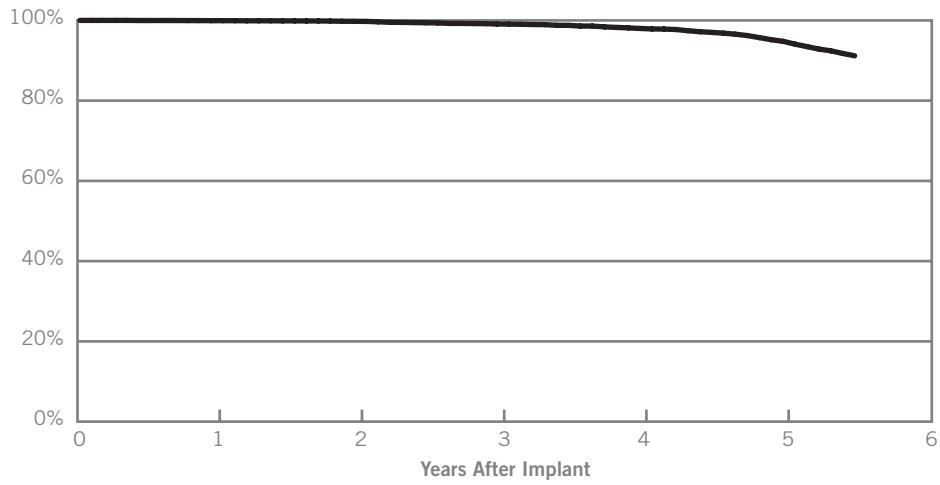
Excluding Normal Battery Depletion



Year	1	2	3	4	at 57 months	
Survival Probability	99.96%	99.96%	99.96%	99.46%	99.46%	
± 1 standard error	0.04%	0.04%	0.04%	0.19%	0.19%	

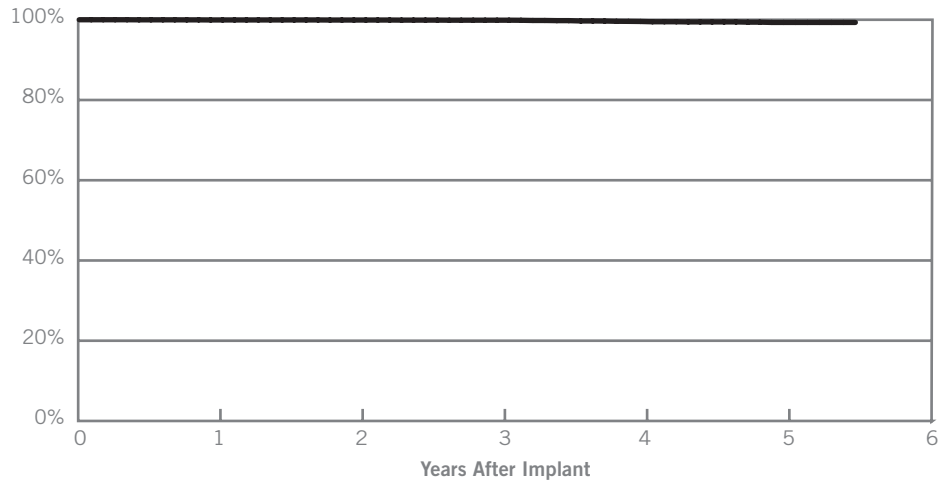
Epic® DR (Model V-235)			
US Market Release	July 2002	Normal Battery Depletion	88
Registered US Implants	6,586	Malfunctions	24
Estimated Active US Implants	2,256	Malfunctions w/ Compromised Therapy (0 related to Advisory)	4
Estimated Longevity	(see table on page 68)	Malfunctions w/o Compromised Therapy (0 related to Advisory)	20
Max. Delivered Energy	30 joules	Number of Advisories (see pages 180-185)	Two

Including Normal Battery Depletion



Year	1	2	3	4	5	at 66 months
Survival Probability	99.93%	99.77%	99.10%	97.99%	94.78%	91.18%
± 1 standard error	0.03%	0.06%	0.13%	0.20%	0.43%	0.86%
Sample Size	6600	5800	5200	4400	2600	700

Excluding Normal Battery Depletion

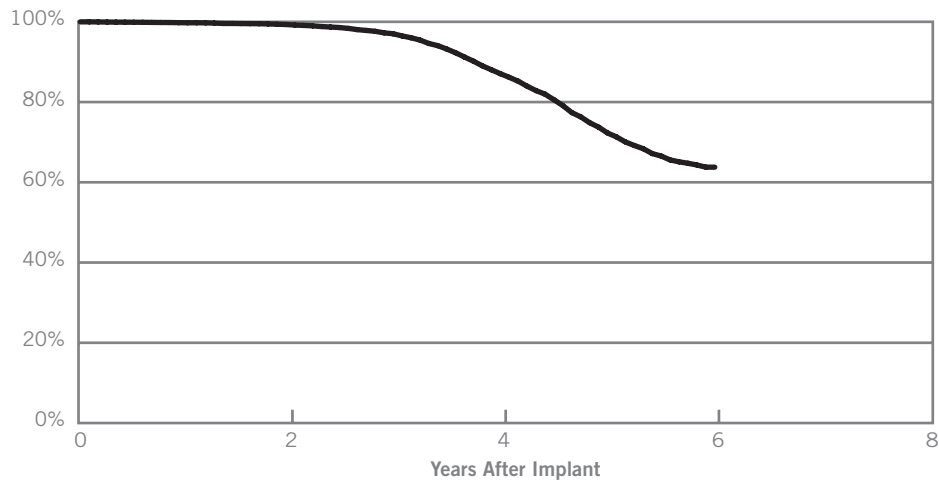


Year	1	2	3	4	5	at 66 months
Survival Probability	99.95%	99.93%	99.89%	99.57%	99.33%	99.33%
± 1 standard error	0.02%	0.03%	0.04%	0.10%	0.15%	0.15%

Atlas® DR (Model V-240)

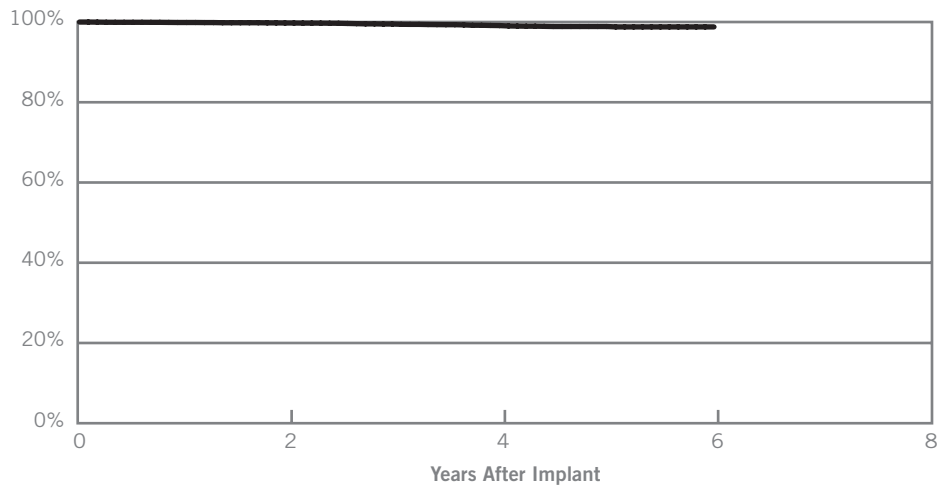
US Market Release	December 2001	Normal Battery Depletion	1,088
Registered US Implants	8,839	Malfunctions	60
Estimated Active US Implants	841	Malfunctions w/ Compromised Therapy (21 related to Advisory)	31
Estimated Longevity	(see table on page 68)	Malfunctions w/o Compromised Therapy (0 related to Advisory)	29
Max. Delivered Energy	36 joules	Number of Advisories (see pages 180-185)	One

Including Normal Battery Depletion



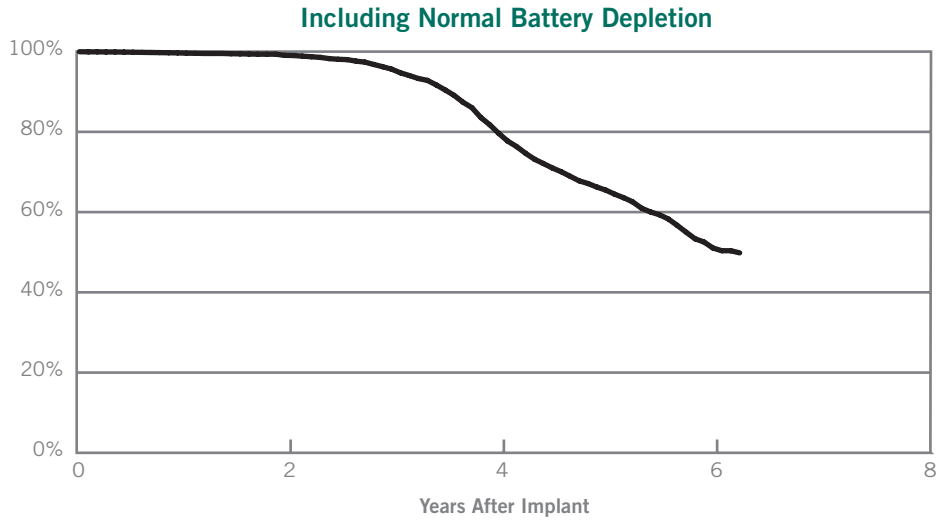
Year	2	4	6	
Survival Probability	99.33%	87.07%	63.77%	
± 1 standard error	0.09%	0.45%	1.21%	
Sample Size	7600	5500	800	

Excluding Normal Battery Depletion

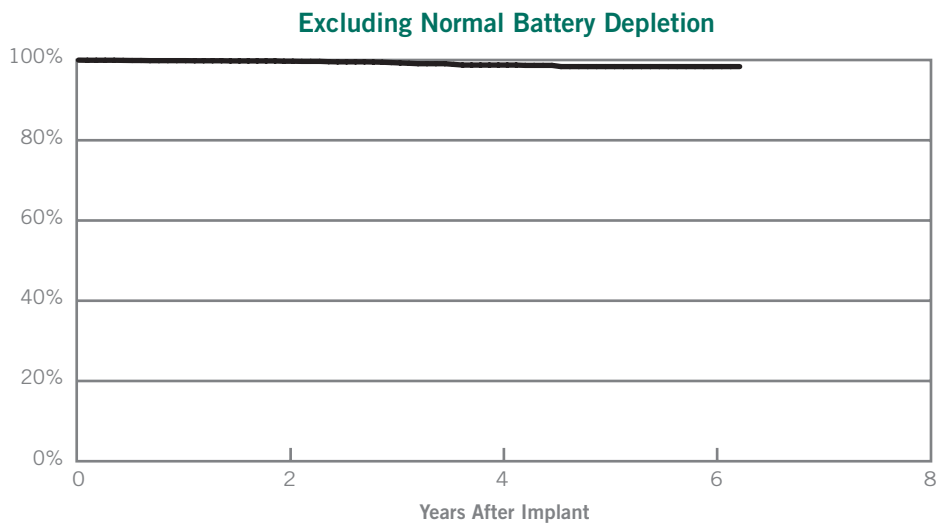


Year	2	4	6	
Survival Probability	99.76%	99.11%	98.78%	
± 1 standard error	0.05%	0.12%	0.18%	

Photon® μ DR (Model V-232)			
US Market Release	June 2001	Normal Battery Depletion	704
Registered US Implants	3,403	Malfunctions	33
Estimated Active US Implants	64	Malfunctions w/ Compromised Therapy (10 related to Advisory)	16
Estimated Longevity	(see table on page 68)	Malfunctions w/o Compromised Therapy (0 related to Advisory)	17
Max. Delivered Energy	36 joules	Number of Advisories (see pages 180-185)	One



Year	2	4	6	at 75 months
Survival Probability	99.07%	79.61%	51.05%	49.84%
± 1 standard error	0.15%	0.85%	1.56%	1.64%
Sample Size	3000	2200	600	200



Year	2	4	6	at 75 months
Survival Probability	99.70%	98.74%	98.36%	98.36%
± 1 standard error	0.09%	0.24%	0.30%	0.30%

SUMMARY & LONGEVITY INFORMATION

ICDs

Dual-Chamber



ST. JUDE MEDICAL™

MORE CONTROL. LESS RISK.

Malfunction and Normal Battery Depletion Summary Information*

Models	Family	US Market Release Date	Registered US Implants	Estimated Active US Implants	Malfunctions w/ Compromised Therapy	Malfunctions w/ Compromised Therapy (under advisory)	Malfunctions w/ Compromised Therapy (premature battery depletion)	Malfunctions w/o Compromised Therapy	Malfunctions w/o Compromised Therapy (premature battery depletion)	Total Malfunctions	Total Normal Battery Depletion
2207-30	Current RF DR	May-07	325	312	0	0	0	0	0	0	0
2107-36	Current DR	May-07	572	508	0	0	0	0	0	0	0
2207-36	Current RF DR	May-07	5413	5193	1	0	0	1	0	2	0
V-265	Atlas II DR	Aug-06	1827	1600	0	0	0	0	0	0	0
V-268	Atlas II + DR	Aug-06	11329	9973	0	0	0	1	0	1	0
V-255	Epic II DR	May-06	519	443	0	0	0	0	0	0	1
V-258	Epic II + DR	May-06	1718	1486	0	0	0	0	0	0	0
V-233	Epic DR	Oct-03	1822	1194	0	0	0	0	0	0	8
V-239	Epic + DR	Oct-03	7796	5163	4	0	0	2	0	6	19
V-242	Atlas DR	Oct-03	4631	3077	1	0	1	1	0	3	2
V-243	Atlas + DR	Oct-03	20641	14273	2	0	5	2	0	9	10
V-236	Epic + DR	Apr-03	2341	837	0	0	0	6	2	8	48
V-235	Epic DR	Jul-02	6586	2256	2	0	2	19	1	24	88
V-240	Atlas DR	Dec-01	8839	841	5	21	5	12	17	60	1088
V-232	Photon μ DR	Jun-01	3403	64	4	10	2	5	12	33	704

*Based on returned product analysis as of June 30, 2008.

**Including Normal Battery Depletion
Summary Information***

Models	Family	Survival Probability									
		1 year	2 year	3 year	4 year	5 year	6 year	7 year	8 year	9 year	10 year
2207-30	Current RF DR**										
2107-36	Current DR**										
2207-36	Current RF DR**										
V-265	Atlas II DR	100.00%									
V-268	Atlas II + DR	99.99%									
V-255	Epic II DR	99.62%									
V-258	Epic II + DR	100.00%									
V-233	Epic DR	99.94%	99.94%	99.27%							
V-239	Epic + DR	99.92%	99.85%	99.49%	99.02%						
V-242	Atlas DR	99.95%	99.86%	99.86%							
V-243	Atlas + DR	99.97%	99.93%	99.87%	99.65%						
V-236	Epic + DR	99.91%	99.69%	99.52%	97.17%						
V-235	Epic DR	99.93%	99.77%	99.10%	97.99%	94.78%					
V-240	Atlas DR	99.78%	99.33%	97.02%	87.07%	72.29%	63.77%				
V-232	Photon μ DR	99.68%	99.07%	95.62%	79.61%	65.47%	51.05%				

**Excluding Normal Battery Depletion
Summary Information***

Models	Family	Survival Probability									
		1 year	2 year	3 year	4 year	5 year	6 year	7 year	8 year	9 year	10 year
2207-30	Current RF DR**										
2107-36	Current DR**										
2207-36	Current RF DR**										
V-265	Atlas II DR	100.00%									
V-268	Atlas II + DR	99.99%									
V-255	Epic II DR	100.00%									
V-258	Epic II + DR	100.00%									
V-233	Epic DR	100.00%	100.00%	100.00%							
V-239	Epic + DR	99.95%	99.93%	99.90%	99.90%						
V-242	Atlas DR	100.00%	99.91%	99.91%							
V-243	Atlas + DR	99.98%	99.96%	99.93%	99.88%						
V-236	Epic + DR	99.96%	99.96%	99.96%	99.46%						
V-235	Epic DR	99.95%	99.93%	99.89%	99.57%	99.33%					
V-240	Atlas DR	99.88%	99.76%	99.50%	99.11%	98.88%	98.78%				
V-232	Photon μ DR	99.84%	99.70%	99.36%	98.74%	98.36%	98.36%				

*Based on returned product analysis as of June 30, 2008.

**No survival probability is stated at one year due to the device not meeting the required minimum sample size of 200 U.S. implants with 12 consecutive months of data. Please refer to the individual device graphs for data up to one year.

Battery Longevity

Models	Family	Approximate Duration (years)*			
		No Pacing	25% Pacing	50% Pacing	100% Pacing
2207-30	Current RF DR	7.0	6.6	6.2	5.5
2107-36	Current DR	8.6	8.0	7.1	6.8
2207-36	Current RF DR	8.6	8.0	7.1	6.8
V-265	Atlas II DR	8.2	7.5	7.0	6.1
V-268	Atlas II + DR	8.2	7.5	7.0	6.1
V-255	Epic II DR	7.0	6.4	5.9	5.1
V-258	Epic II + DR	7.0	6.4	5.9	5.1
V-233	Epic DR	6.4	6.0	5.6	4.9
V-239	Epic + DR	6.4	6.0	5.6	4.9
V-242	Atlas DR	7.9	7.3	6.9	6.1
V-243	Atlas + DR	7.9	7.3	6.9	6.1
V-236	Epic + DR	5.8	5.4	5.1	4.5
V-235	Epic DR	5.6	5.3	4.9	4.4
V-240	Atlas DR	6.0	5.6	5.2	4.6
V-232	Photon μ DR <42000	6.1	5.7	5.3	4.6
V-232	Photon μ DR >42000	6.6	6.1	5.6	4.9

*Battery longevity calculated with one EGM storage.

Pacing parameters: DDD, 2.5V, 0.5 ms, 60 ppm, 500 ohms

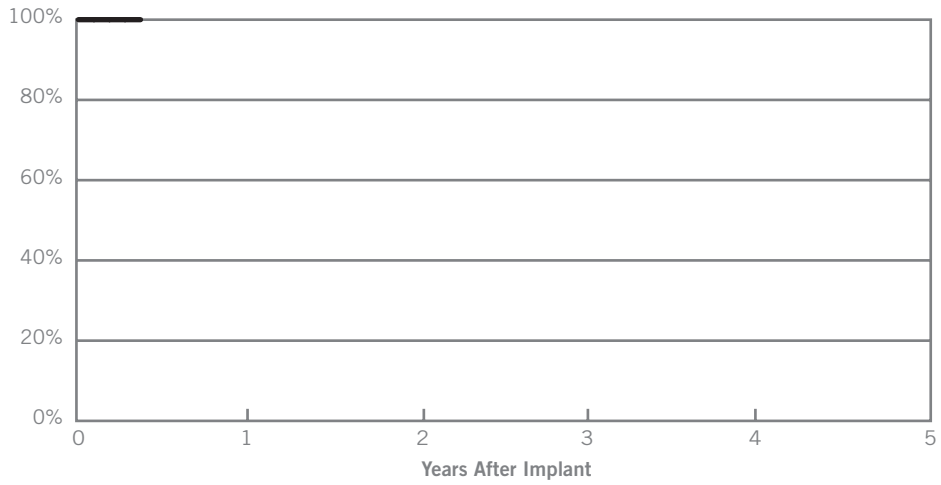
Battery Voltage Range: 3.20 – 2.45; Battery condition: Normal

Four maximum charges per year. As well as monthly charging during the batteries mid-life voltage range. (Four maximum charges per year for models V-232 and V-240).

ICDs
Single-Chamber

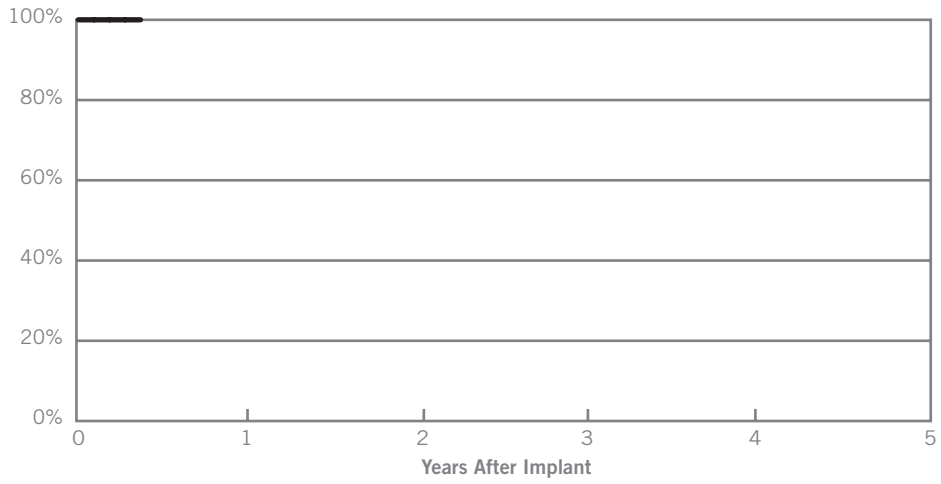
Current® VR (Model 1107-36)			
US Market Release	May 2007	Normal Battery Depletion	0
Registered US Implants	269	Malfunctions	0
Estimated Active US Implants	243	Malfunctions w/ Compromised Therapy	0
Estimated Longevity	(see table on page 84)	Malfunctions w/o Compromised Therapy	0
Max. Delivered Energy	36 joules	Number of Advisories	None

Including Normal Battery Depletion



Year	at 5 months				
Survival Probability	100.00%				
± 1 standard error	0.00%				
Sample Size	200				

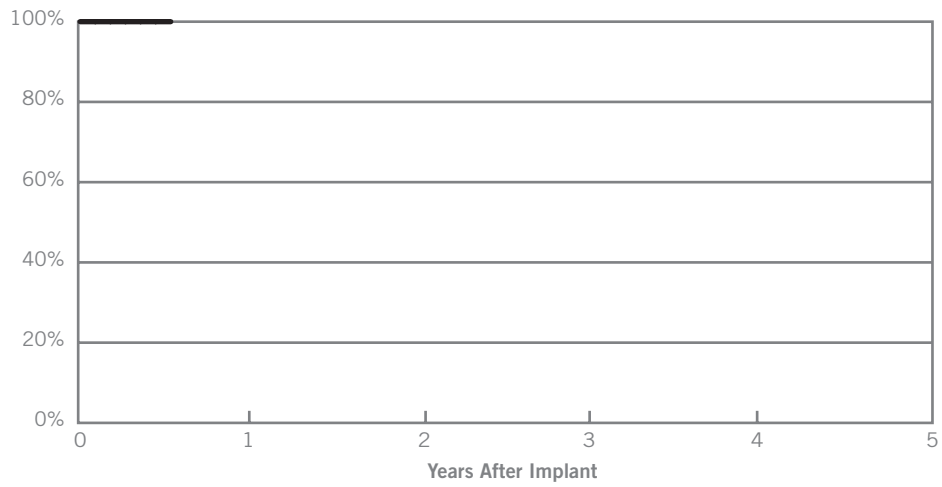
Excluding Normal Battery Depletion



Year	at 5 months				
Survival Probability	100.00%				
± 1 standard error	0.00%				

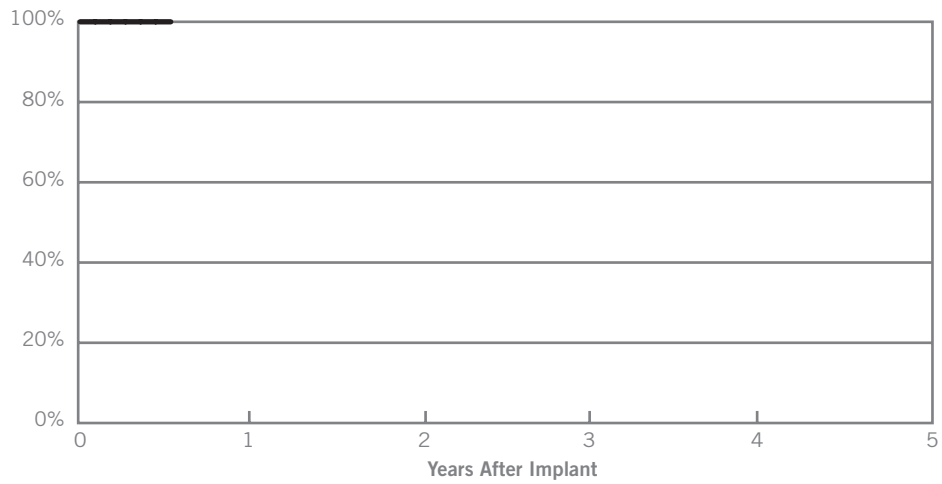
Current® RF VR (Model 1207-36)			
US Market Release	May 2007	Normal Battery Depletion	0
Registered US Implants	2,851	Malfunctions	0
Estimated Active US Implants	2,738	Malfunctions w/ Compromised Therapy	0
Estimated Longevity	(see table on page 84)	Malfunctions w/o Compromised Therapy	0
Max. Delivered Energy	36 joules	Number of Advisories	None

Including Normal Battery Depletion



Year	at 7 months				
Survival Probability	100.00%				
± 1 standard error	0.00%				
Sample Size	1500				

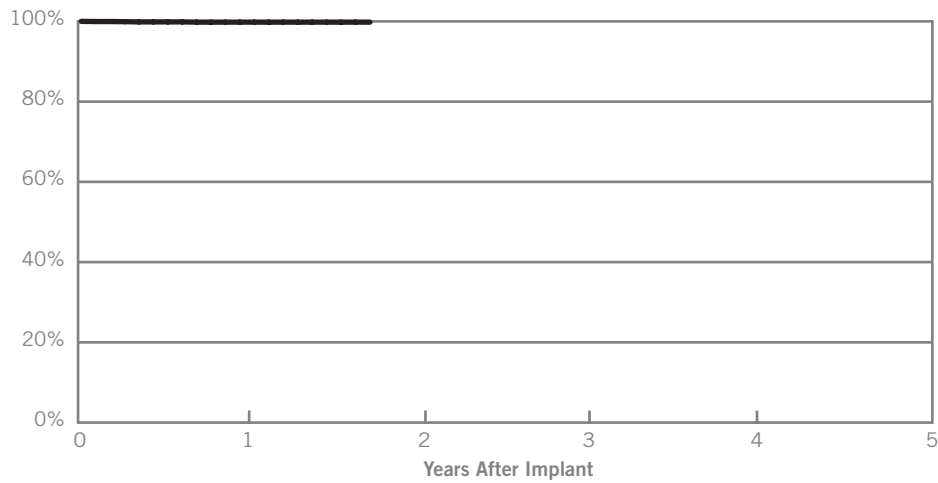
Excluding Normal Battery Depletion



Year	at 7 months				
Survival Probability	100.00%				
± 1 standard error	0.00%				

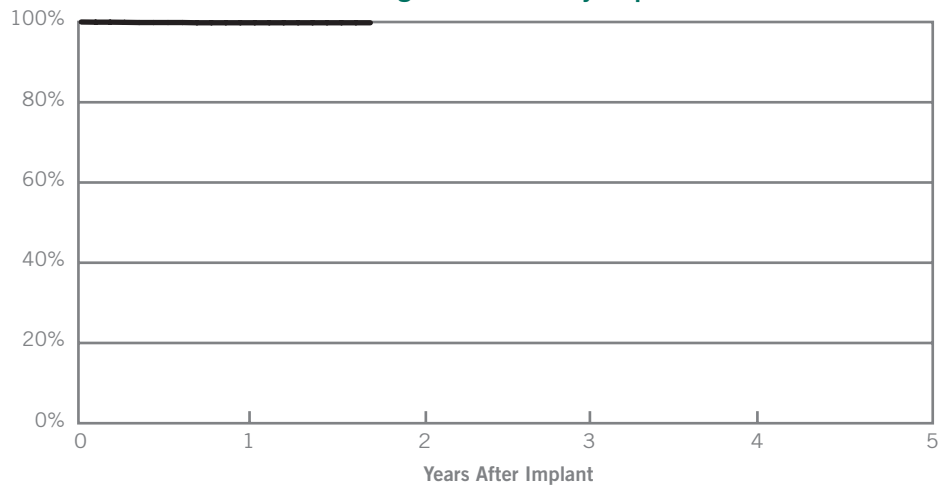
Atlas® II VR (Model V-168)			
US Market Release	August 2006	Normal Battery Depletion	0
Registered US Implants	8,023	Malfunctions	4
Estimated Active US Implants	7,053	Malfunctions w/ Compromised Therapy (0 related to Advisory)	4
Estimated Longevity	(see table on page 84)	Malfunctions w/o Compromised Therapy	0
Max. Delivered Energy	36 joules	Number of Advisories (see pages 180-185)	One

Including Normal Battery Depletion



Year	1	at 21 months			
Survival Probability	99.94%	99.94%			
± 1 standard error	0.03%	0.03%			
Sample Size	6000	1600			

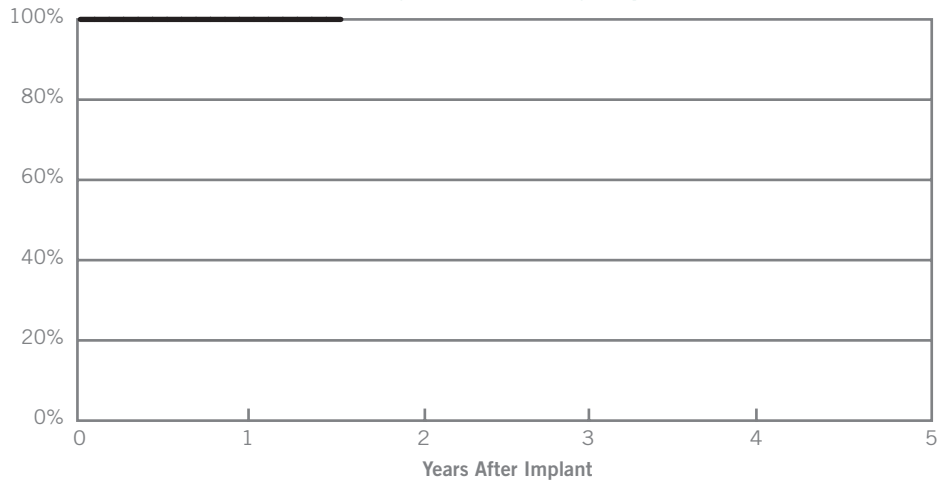
Excluding Normal Battery Depletion



Year	1	at 21 months			
Survival Probability	99.94%	99.94%			
± 1 standard error	0.03%	0.03%			

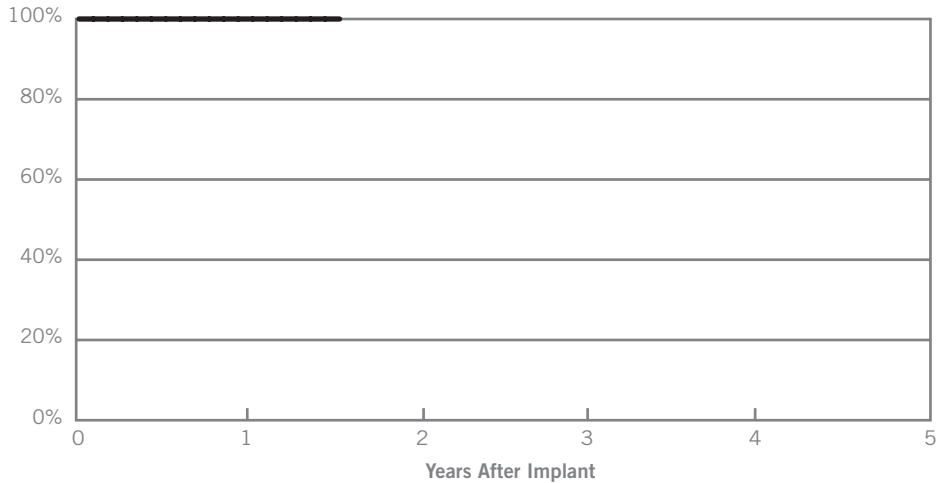
Epic® II VR (Model V-158)			
US Market Release	May 2006	Normal Battery Depletion	0
Registered US Implants	1,302	Malfunctions	0
Estimated Active US Implants	1,114	Malfunctions w/ Compromised Therapy	0
Estimated Longevity	(see table on page 84)	Malfunctions w/o Compromised Therapy	0
Max. Delivered Energy	30 joules	Number of Advisories (see pages 180-185)	One

Including Normal Battery Depletion



Year	1	at 19 months			
Survival Probability	100.00%	100.00%			
± 1 standard error	0.00%	0.00%			
Sample Size	1000	400			

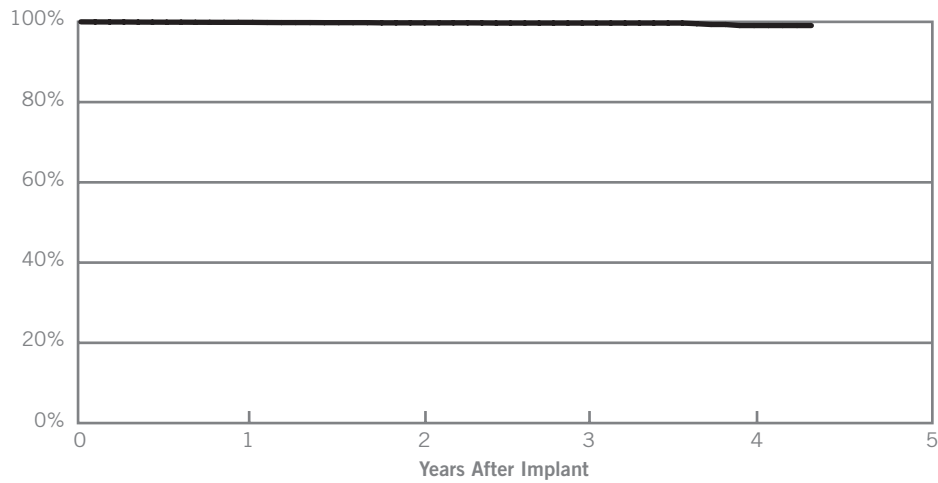
Excluding Normal Battery Depletion



Year	1	at 19 months			
Survival Probability	100.00%	100.00%			
± 1 standard error	0.00%	0.00%			

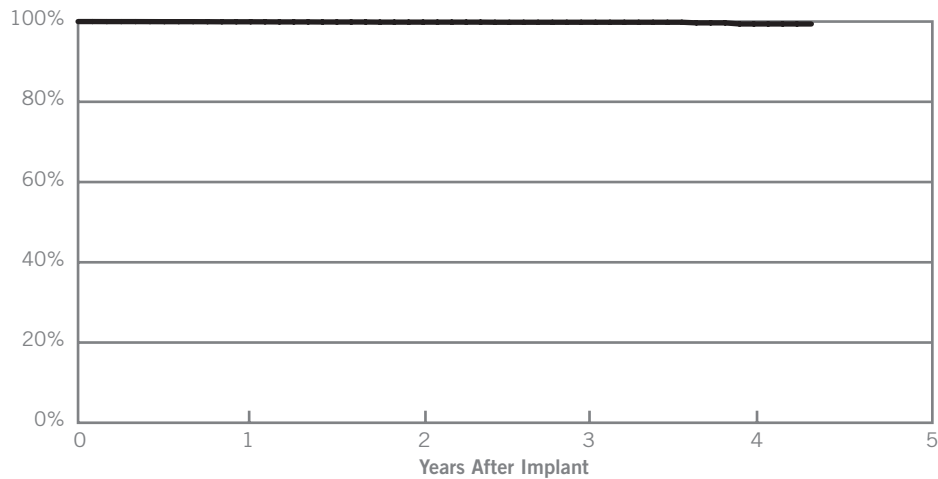
Atlas® + VR (Model V-193)				
US Market Release	October 2003	Normal Battery Depletion		11
Registered US Implants	20,089	Malfunctions		14
Estimated Active US Implants	13,899	Malfunctions w/ Compromised Therapy (0 related to Advisory)		8
Estimated Longevity	(see table on page 84)	Malfunctions w/o Compromised Therapy (0 related to Advisory)		6
Max. Delivered Energy	36 joules	Number of Advisories (see pages 180-185)		Three

Including Normal Battery Depletion



Year	1	2	3	4	at 52 months
Survival Probability	99.94%	99.88%	99.85%	99.54%	99.54%
± 1 standard error	0.02%	0.03%	0.03%	0.19%	0.19%
Sample Size	19600	14500	7700	2200	400

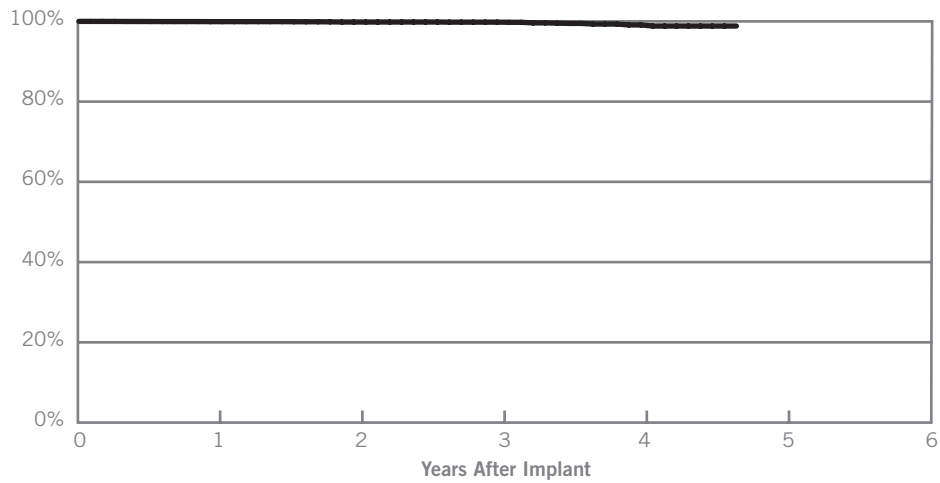
Excluding Normal Battery Depletion



Year	1	2	3	4	at 52 months
Survival Probability	99.97%	99.93%	99.92%	99.70%	99.70%
± 1 standard error	0.01%	0.02%	0.03%	0.16%	0.16%

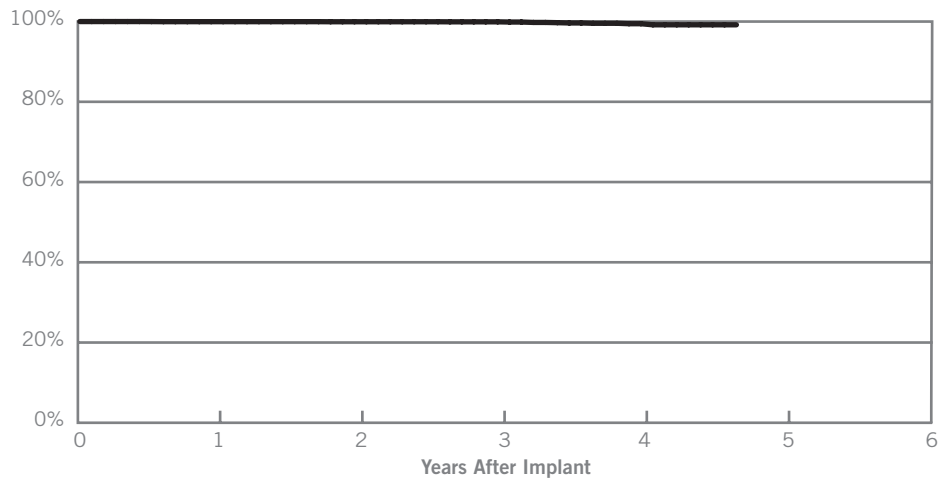
Epic® + VR (Model V-196)			
US Market Release	April 2003	Normal Battery Depletion	10
Registered US Implants	7,911	Malfunctions	13
Estimated Active US Implants	4,987	Malfunctions w/ Compromised Therapy (0 related to Advisory)	4
Estimated Longevity	(see table on page 84)	Malfunctions w/o Compromised Therapy (0 related to Advisory)	9
Max. Delivered Energy	30 joules	Number of Advisories (see pages 180-185)	Three

Including Normal Battery Depletion



Year	1	2	3	4	at 56 months	
Survival Probability	99.93%	99.84%	99.81%	99.11%	98.84%	
± 1 standard error	0.03%	0.05%	0.06%	0.24%	0.31%	
Sample Size	7900	6300	4100	1800	500	

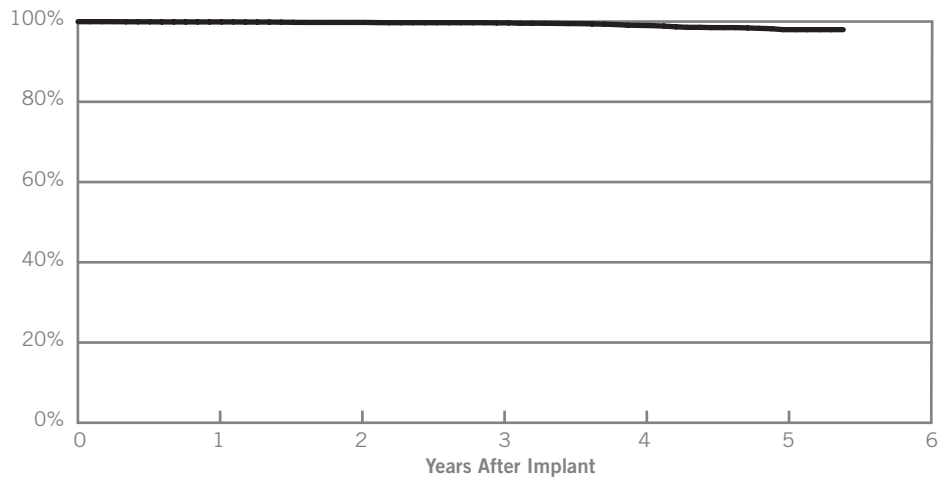
Excluding Normal Battery Depletion



Year	1	2	3	4	at 56 months	
Survival Probability	99.97%	99.95%	99.93%	99.46%	99.19%	
± 1 standard error	0.02%	0.03%	0.04%	0.19%	0.27%	

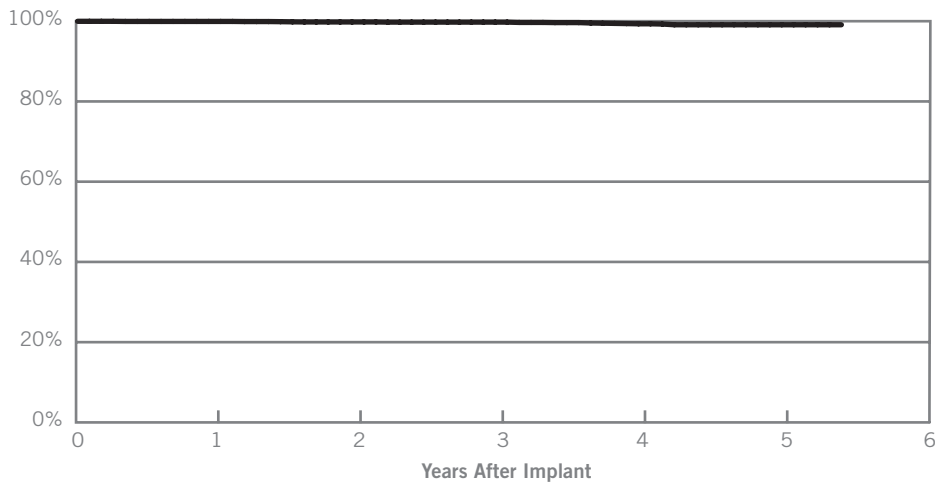
Epic® VR (Model V-197)			
US Market Release	July 2002	Normal Battery Depletion	17
Registered US Implants	3,645	Malfunctions	20
Estimated Active US Implants	1,412	Malfunctions w/ Compromised Therapy (0 related to Advisory)	5
Estimated Longevity	(see table on page 84)	Malfunctions w/o Compromised Therapy (0 related to Advisory)	15
Max. Delivered Energy	30 joules	Number of Advisories (see pages 180-185)	Two

Including Normal Battery Depletion



Year	1	2	3	4	5	at 65 months
Survival Probability	99.91%	99.78%	99.67%	99.04%	97.98%	97.98%
± 1 standard error	0.05%	0.08%	0.10%	0.20%	0.32%	0.36%
Sample Size	3600	3100	2800	2400	1500	500

Excluding Normal Battery Depletion

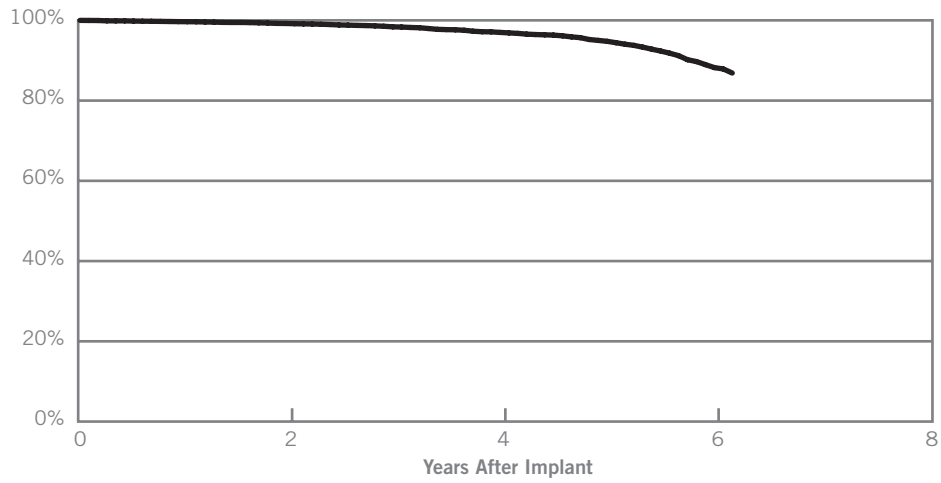


Year	1	2	3	4	5	at 65 months
Survival Probability	99.94%	99.81%	99.77%	99.35%	99.11%	99.11%
± 1 standard error	0.04%	0.08%	0.09%	0.16%	0.20%	0.20%

Atlas® VR (Model V-199)

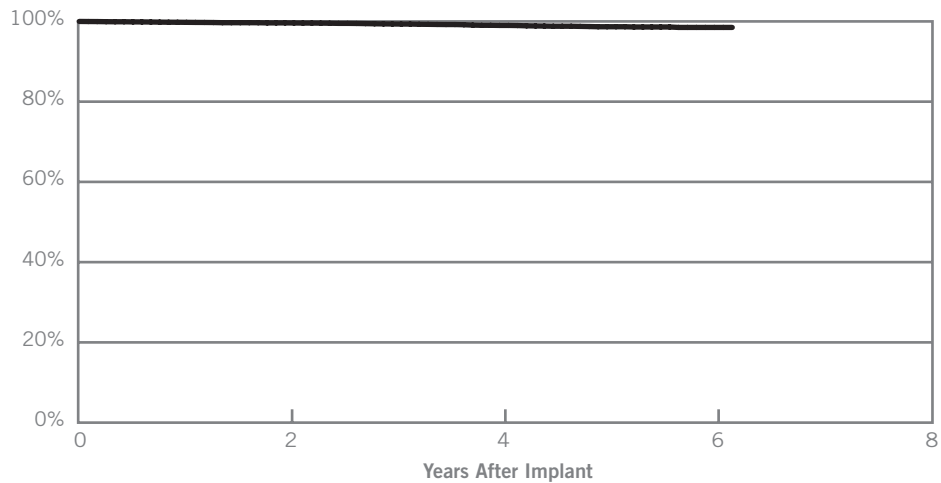
US Market Release	December 2001	Normal Battery Depletion	215
Registered US Implants	7,089	Malfunctions	61
Estimated Active US Implants	2,003	Malfunctions w/ Compromised Therapy (22 related to Advisory)	33
Estimated Longevity	(see table on page 84)	Malfunctions w/o Compromised Therapy (0 related to Advisory)	28
Max. Delivered Energy	36 joules	Number of Advisories (see pages 180-185)	One

Including Normal Battery Depletion



Year	2	4	6	at 74 months
Survival Probability	99.22%	96.99%	88.22%	86.87%
± 1 standard error	0.11%	0.25%	0.84%	0.99%
Sample Size	6100	4300	1400	200

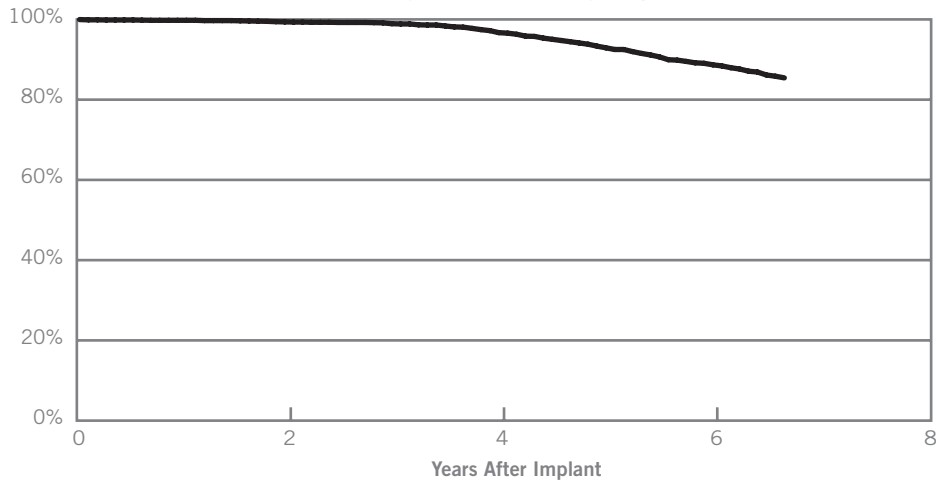
Excluding Normal Battery Depletion



Year	2	4	6	at 74 months
Survival Probability	99.63%	99.00%	98.50%	98.50%
± 1 standard error	0.08%	0.14%	0.22%	0.22%

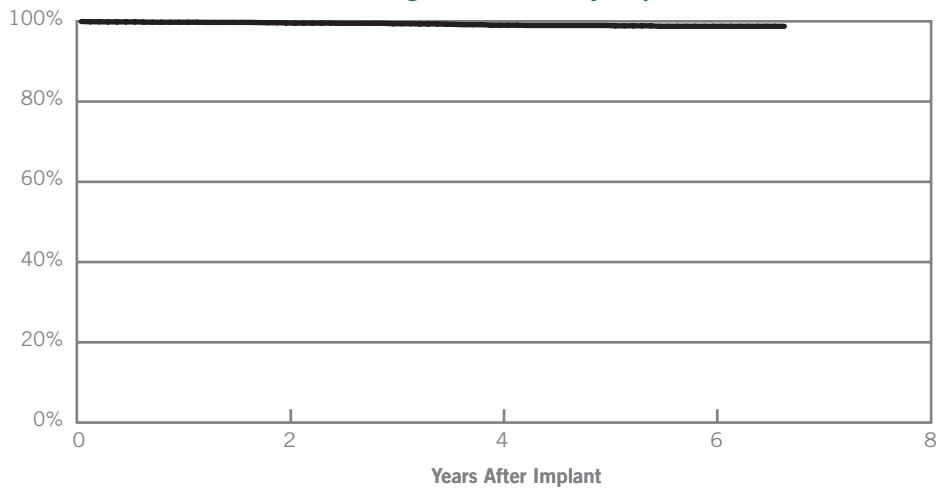
Photon® μ VR (Model V-194)			
US Market Release	June 2001	Normal Battery Depletion	125
Registered US Implants	2,834	Malfunctions	23
Estimated Active US Implants	449	Malfunctions w/ Compromised Therapy (5 related to Advisory)	12
Estimated Longevity	(see table on page 84)	Malfunctions w/o Compromised Therapy (0 related to Advisory)	11
Max. Delivered Energy	36 joules	Number of Advisories (see pages 180-185)	One

Including Normal Battery Depletion



Year	2	4	6	at 80 months
Survival Probability	99.38%	96.70%	88.68%	85.43%
± 1 standard error	0.15%	0.38%	0.87%	1.14%
Sample Size	2500	1800	1100	500

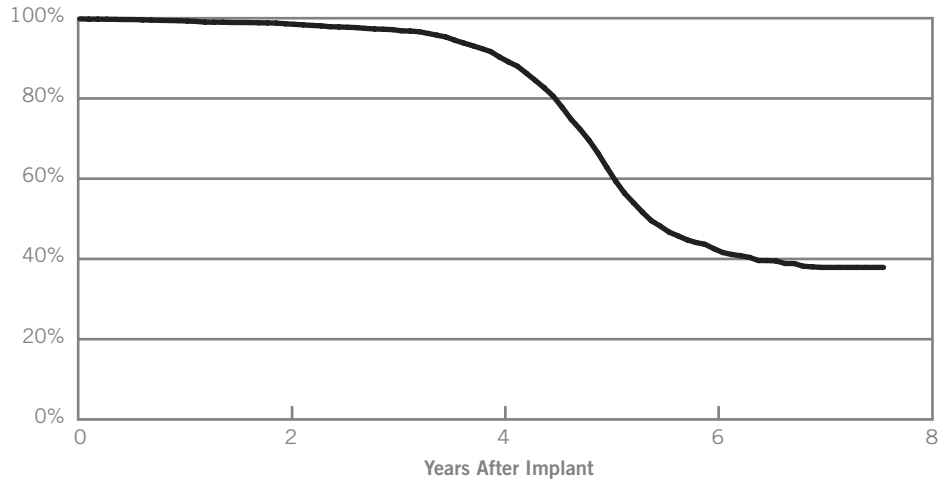
Excluding Normal Battery Depletion



Year	2	4	6	at 80 months
Survival Probability	99.60%	99.04%	98.77%	98.77%
± 1 standard error	0.12%	0.22%	0.27%	0.27%

Contour® MD (Models V-175, V-175AC, V-175B, V-175C & V-175D)

US Market Release	October 1998
Registered US Implants	4,919
Estimated Active US Implants	359
Estimated Longevity	(see table on page 84)
Number of Advisories	None



Year	2	4	6	at 91 months
Survival Probability	98.61%	90.31%	42.55%	37.89%
± 1 standard error	0.17%	0.50%	1.19%	1.27%
Sample Size	4200	3000	1100	200

SUMMARY & LONGEVITY INFORMATION

ICDs

Single-Chamber



ST. JUDE MEDICAL™

MORE CONTROL. LESS RISK.

Malfunction and Normal Battery Depletion Summary Information*

Models	Family	US Market Release Date	Registered US Implants	Estimated Active US Implants	Malfunctions w/ Compromised Therapy	Malfunctions w/ Compromised Therapy (under advisory)	Malfunctions w/ Compromised Therapy (premature battery depletion)	Malfunctions w/o Compromised Therapy	Malfunctions w/o Compromised Therapy (premature battery depletion)	Total Malfunctions	Total Normal Battery Depletion
1107-36	Current VR	May-07	269	243	0	0	0	0	0	0	0
1207-36	Current RF VR	May-07	2851	2738	0	0	0	0	0	0	0
V-168	Atlas II VR	Aug-06	8023	7053	3	0	1	0	0	4	0
V-158	Epic II VR	May-06	1302	1114	0	0	0	0	0	0	0
V-193	Atlas + VR	Oct-03	20089	13899	6	0	2	2	4	14	11
V-196	Epic + VR	Apr-03	7911	4987	2	0	2	9	0	13	10
V-197	Epic VR	Jul-02	3645	1412	4	0	1	13	2	20	17
V-199	Atlas VR	Dec-01	7089	2003	5	22	6	26	2	61	215
V-194	Photon μ VR	Jun-01	2834	449	3	5	4	10	1	23	125

*Based on returned product analysis as of June 30, 2008.

**Including Normal Battery Depletion
Summary Information***

Models	Family	Survival Probability									
		1 year	2 year	3 year	4 year	5 year	6 year	7 year	8 year	9 year	10 year
1107-36	Current VR**										
1207-36	Current RF VR**										
V-168	Atlas II VR	99.94%									
V-158	Epic II VR	100.00%									
V-193	Atlas + VR	99.94%	99.88%	99.85%	99.54%						
V-196	Epic + VR	99.93%	99.84%	99.81%	99.11%						
V-197	Epic VR	99.91%	99.78%	99.67%	99.04%	97.98%					
V-199	Atlas VR	99.68%	99.22%	98.38%	96.99%	94.77%	88.22%				
V-194	Photon μ VR	99.78%	99.38%	98.93%	96.70%	92.92%	88.68%				

**Excluding Normal Battery Depletion
Summary Information***

Models	Family	Survival Probability									
		1 year	2 year	3 year	4 year	5 year	6 year	7 year	8 year	9 year	10 year
1107-36	Current VR**										
1207-36	Current RF VR**										
V-168	Atlas II VR	99.94%									
V-158	Epic II VR	100.00%									
V-193	Atlas + VR	99.97%	99.93%	99.92%	99.70%						
V-196	Epic + VR	99.97%	99.95%	99.93%	99.46%						
V-197	Epic VR	99.94%	99.81%	99.77%	99.35%	99.11%					
V-199	Atlas VR	99.79%	99.63%	99.36%	99.00%	98.67%	98.50%				
V-194	Photon μ VR	99.78%	99.60%	99.40%	99.04%	98.97%	98.77%				

*Based on returned product analysis as of June 30, 2008.

**No survival probability is stated at one year due to the device not meeting the required minimum sample size of 200 U.S. implants with 12 consecutive months of data. Please refer to the individual device graphs for data up to one year.

Battery Longevity

Models	Family	Approximate Duration (years)*			
		No Pacing	25% Pacing	50% Pacing	100% Pacing
1107-36	Current VR	9.5	9.1	8.8	8.2
1207-36	Current RF VR	9.5	9.1	8.8	8.2
V-168	Atlas II VR	8.4	8.0	7.6	7.0
V-158	Epic II VR	7.1	6.8	6.5	5.9
V-193	Atlas + VR	8.6	8.2	7.9	7.3
V-196	Epic + VR <115000	6.3	6.0	5.8	5.4
V-196	Epic + VR >115000	6.9	6.6	6.4	5.9
V-197	Epic VR	5.9	5.7	5.5	5.1
V-199	Atlas VR	7.2	6.9	6.6	6.1
V-194	Photon μ VR<42000	7.1	6.8	6.5	6.0
V-194	Photon μ VR>42000	8.1	7.7	7.4	6.8

*Battery longevity calculated with one EGM storage.

Pacing parameters: VVI, 2.5V, 0.5 ms, 60 ppm, 500 ohms

Battery Voltage Range: 3.20 – 2.45; Battery condition: Normal

Four maximum charges per year. As well as monthly charging during the batteries mid-life voltage range. (Four maximum charges per year for models V-194 and V-199).

Models	Family	4 Max charges/Yr. No Pacing	1 Maximum High-Voltage Charge/Month†		
			No Pacing	15% Pacing	100% Pacing
V-175, V-175AC, V-175B, V-175C, V-175D	Contour MD	6.5 yr.	4.8 yr.	4.4 yr.	3.5 yr.

†Pacing parameters: 5.0V, 0.5 ms, 60 ppm, 500 ohms

Battery Voltage Range: 3.20 – 2.55

DEFIBRILLATION LEADS

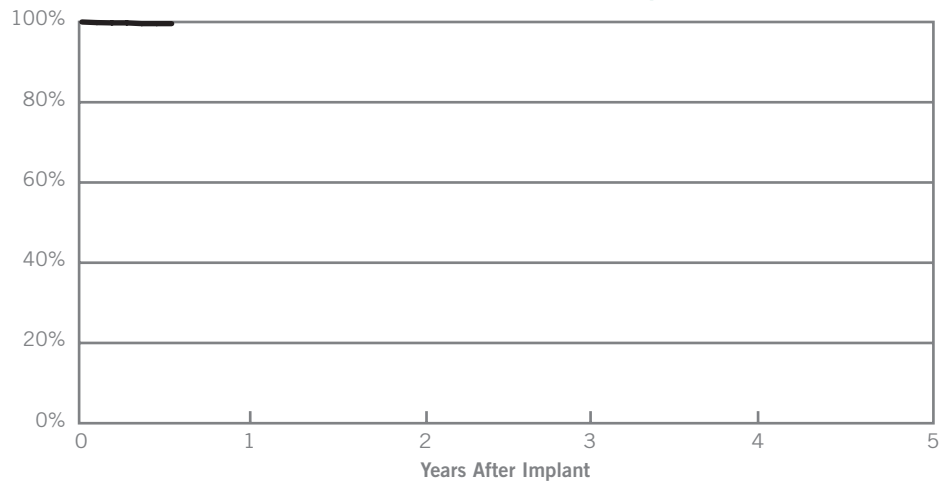


ST. JUDE MEDICAL™
MORE CONTROL. LESS RISK.

DEFIBRILLATION LEADS

Durata® (Models 7120 & 7121)			
US Market Release	September 2007	Type and/or Fixation	Dual Coil, Active
Registered US Implants	6,266	Polarity	Bipolar
Estimated Active US Implants	6,211	Steroid	Yes
Insulation	Optim*	Number of Advisories	None
Laboratory Analysis			
Implant Damage	1	Electrical Malfunction	0
		Other	3
		Insulation Disruption	0
		Conductor Disruption	0
		Crimps, Welds, Bonds	0
		Explant Damage	2
		Non-Electrical Workmanship	1
		Non-Electrical Anomaly	0
		Partial Lead	0

Survival from Returns and Complaints

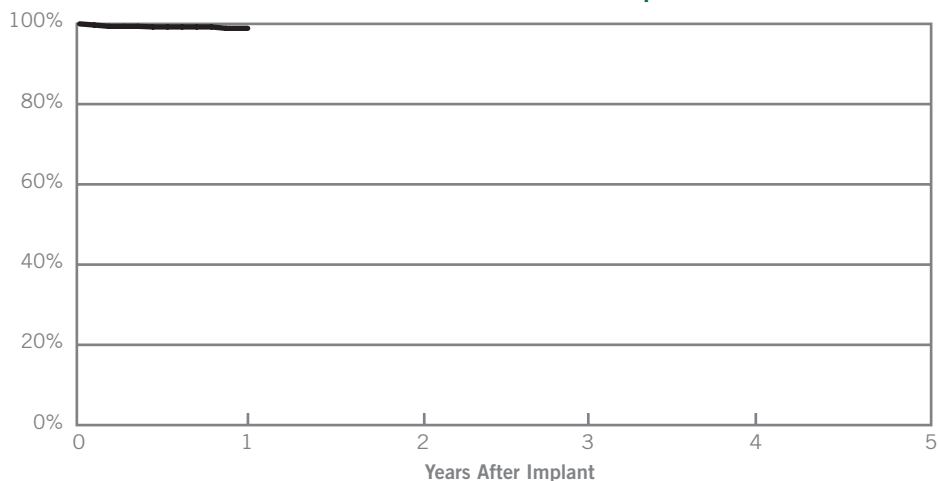


Year	at 7 months				
Survival Probability	99.59%				
± 1 standard error	0.16%				
Sample Size	200				

*Optim® insulation is a copolymer of silicone and polyurethane.

Riata® ST Optim® (Models 7070 & 7071)			
US Market Release	July 2006	Type and/or Fixation	Dual Coil, Passive
Registered US Implants	1,168	Polarity	Bipolar
Estimated Active US Implants	1,120	Steroid	Yes
Insulation	Optim*	Number of Advisories	None
Laboratory Analysis			
Implant Damage	0	Electrical Malfunction	1
		Other	3
		Insulation Disruption	0
		Conductor Disruption	1
		Crimps, Welds, Bonds	0
		Explant Damage	1
		Non-Electrical Workmanship	2
		Non-Electrical Anomaly	0
		Partial Lead	0

Survival from Returns and Complaints



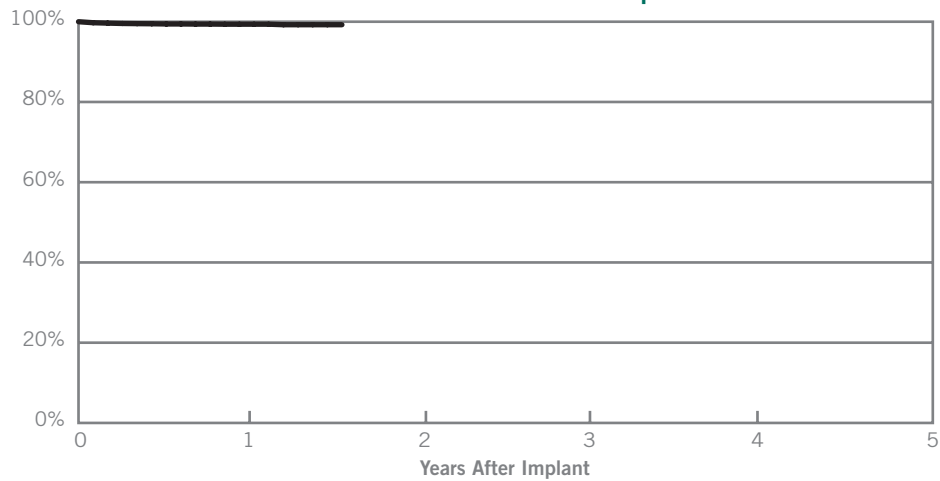
Year	1				
Survival Probability	98.89%				
± 1 standard error	0.45%				
Sample Size	700				

*Optim® insulation is a copolymer of silicone and polyurethane.

DEFIBRILLATION LEADS

Riata® ST Optim® (Models 7020 & 7021)			
US Market Release	July 2006	Type and/or Fixation	Dual Coil, Active
Registered US Implants	12,582	Polarity	Bipolar
Estimated Active US Implants	11,884	Steroid	Yes
Insulation	Optim*	Number of Advisories	None
Laboratory Analysis			
Implant Damage	48	Electrical Malfunction	1
		Other	43
		Insulation Disruption	1
		Conductor Disruption	0
		Crimps, Welds, Bonds	0
		Explant Damage	38
		Non-Electrical Workmanship	3
		Non-Electrical Anomaly	0
		Partial Lead	2

Survival from Returns and Complaints

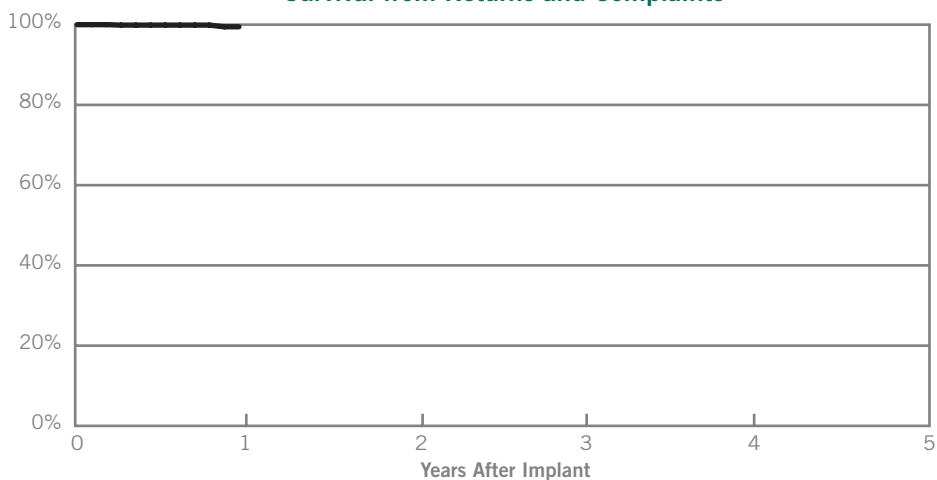


Year	1	at 19 months			
Survival Probability	99.38%	99.25%			
± 1 standard error	0.08%	0.12%			
Sample Size	8200	100			

*Optim® insulation is a copolymer of silicone and polyurethane.

Riata® ST Optim® (Model 7022)			
US Market Release	July 2006	Type and/or Fixation	Single Coil, Active
Registered US Implants	1,064	Polarity	Bipolar
Estimated Active US Implants	1,022	Steroid	Yes
Insulation	Optim*	Number of Advisories	None
Laboratory Analysis			
Implant Damage	3	Electrical Malfunction	1
		Other	2
		Insulation Disruption	0
		Explant Damage	2
		Conductor Disruption	1
		Non-Electrical Workmanship	0
		Crimps, Welds, Bonds	0
		Non-Electrical Anomaly	0
		Partial Lead	0

Survival from Returns and Complaints

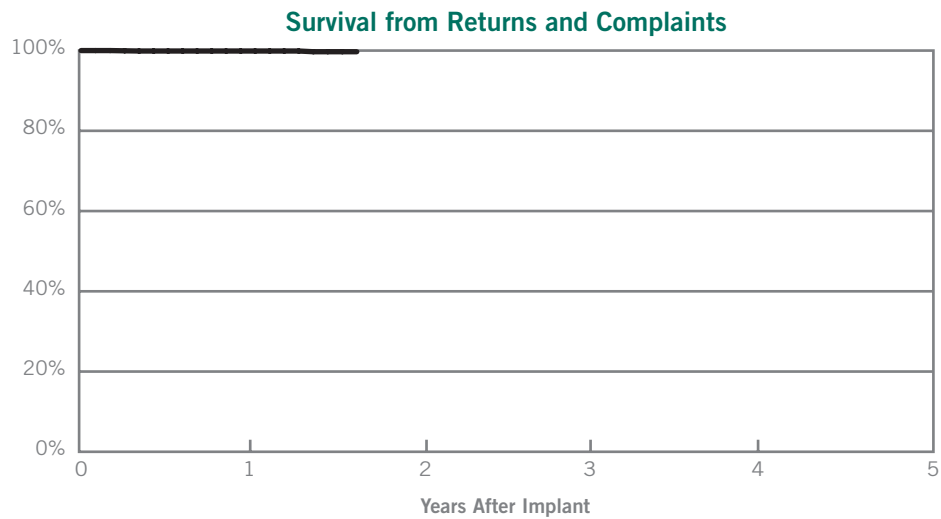


Year	1			
Survival Probability	99.47%			
± 1 standard error	0.43%			
Sample Size	600			

*Optim® insulation is a copolymer of silicone and polyurethane.

DEFIBRILLATION LEADS

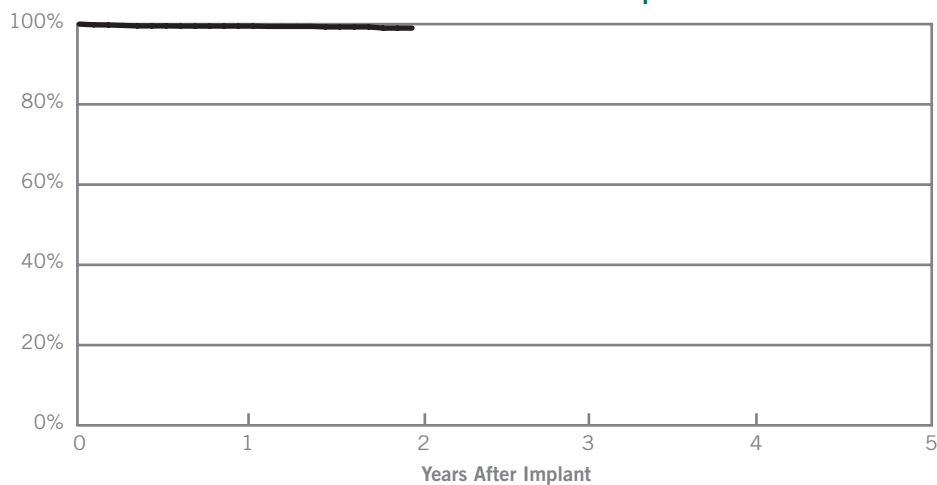
Riata® ST (Models 7010 & 7011)			
US Market Release	March 2006	Type and/or Fixation	Dual Coil, Active
Registered US Implants	1,966	Polarity	Bipolar
Estimated Active US Implants	1,815	Steroid	Yes
Insulation	Silicone	Number of Advisories	None
Laboratory Analysis			
Implant Damage	6	Electrical Malfunction	0
		Other	2
		Insulation Disruption	0
		Conductor Disruption	0
		Crimps, Welds, Bonds	0
		Explant Damage	1
		Non-Electrical Workmanship	0
		Non-Electrical Anomaly	1
		Partial Lead	0



Year	1	at 20 months			
Survival Probability	99.89%	99.71%			
± 1 standard error	0.08%	0.19%			
Sample Size	1600	100			

Riata® ST (Models 7040 & 7041)			
US Market Release	March 2006	Type and/or Fixation	Dual Coil, Passive
Registered US Implants	3,019	Polarity	Bipolar
Estimated Active US Implants	2,798	Steroid	Yes
Insulation	Silicone	Number of Advisories	None
Laboratory Analysis			
Implant Damage	6	Electrical Malfunction	1
		Other	6
		Insulation Disruption	1
		Conductor Disruption	0
		Crimps, Welds, Bonds	0
		Explant Damage	2
		Non-Electrical Workmanship	2
		Non-Electrical Anomaly	1
		Partial Lead	1

Survival from Returns and Complaints

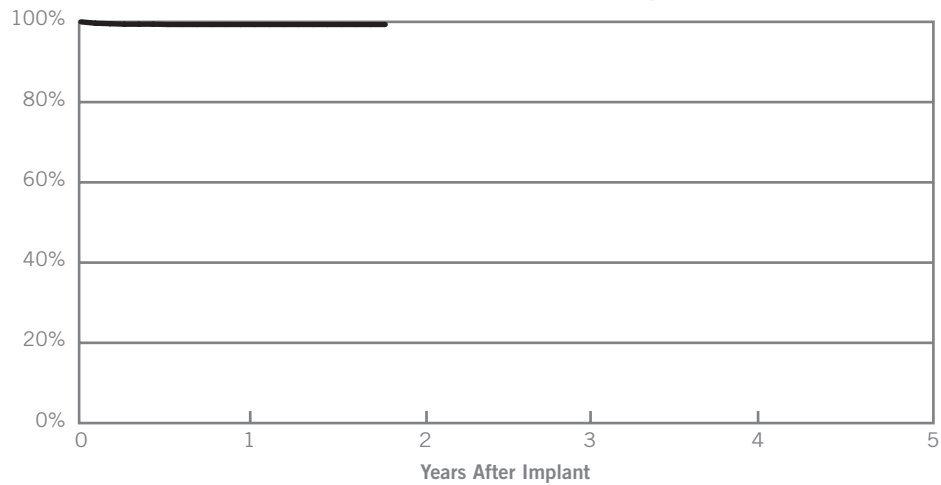


Year	1	2		
Survival Probability	99.51%	99.01%		
± 1 standard error	0.14%	0.35%		
Sample Size	2300	800		

DEFIBRILLATION LEADS

Riata® ST (Model 7002)			
US Market Release	March 2006	Type and/or Fixation	Single Coil, Active
Registered US Implants	1,878	Polarity	Bipolar
Estimated Active US Implants	1,767	Steroid	Yes
Insulation	Silicone	Number of Advisories	None
Laboratory Analysis			
Implant Damage	7	Electrical Malfunction	1
		Other	6
		Insulation Disruption	0
		Conductor Disruption	1
		Crimps, Welds, Bonds	0
		Explant Damage	5
		Non-Electrical Workmanship	1
		Non-Electrical Anomaly	0
		Partial Lead	0

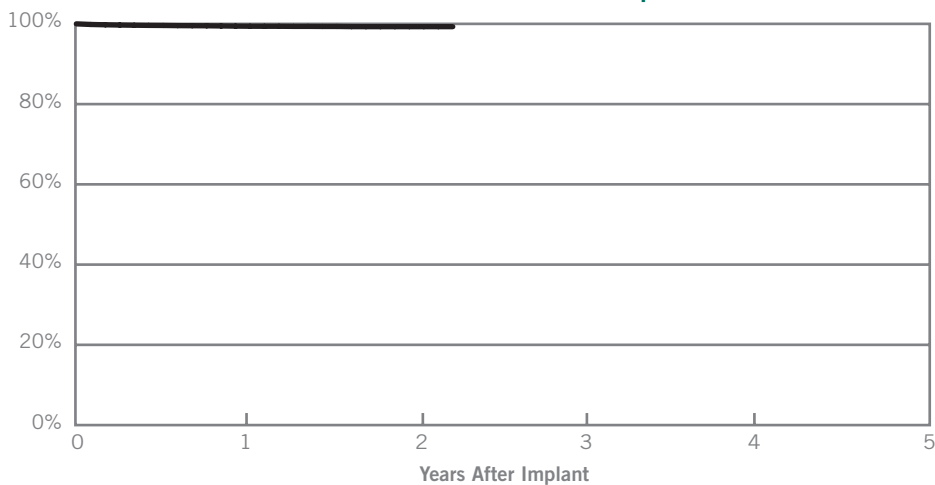
Survival from Returns and Complaints



Year	1	at 22 months			
Survival Probability	99.34%	99.34%			
± 1 standard error	0.20%	0.20%			
Sample Size	1400	100			

Riata® ST (Models 7000 & 7001)			
US Market Release	June 2005	Type and/or Fixation	Dual Coil, Active
Registered US Implants	30,946	Polarity	Bipolar
Estimated Active US Implants	27,919	Steroid	Yes
Insulation	Silicone	Number of Advisories	None
Laboratory Analysis			
Implant Damage	117	Electrical Malfunction	16
		Other	95
		Insulation Disruption	7
		Conductor Disruption	5
		Crimps, Welds, Bonds	4
		Explant Damage	74
		Non-Electrical Workmanship	13
		Non-Electrical Anomaly	5
		Partial Lead	3

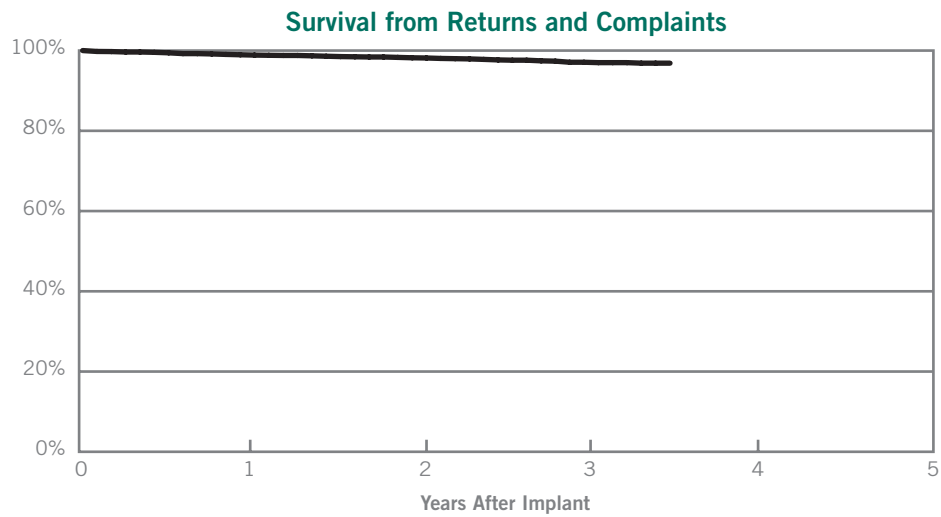
Survival from Returns and Complaints



Year	1	2	at 27 months		
Survival Probability	99.44%	99.30%	99.30%		
± 1 standard error	0.04%	0.06%	0.06%		
Sample Size	26000	10800	300		

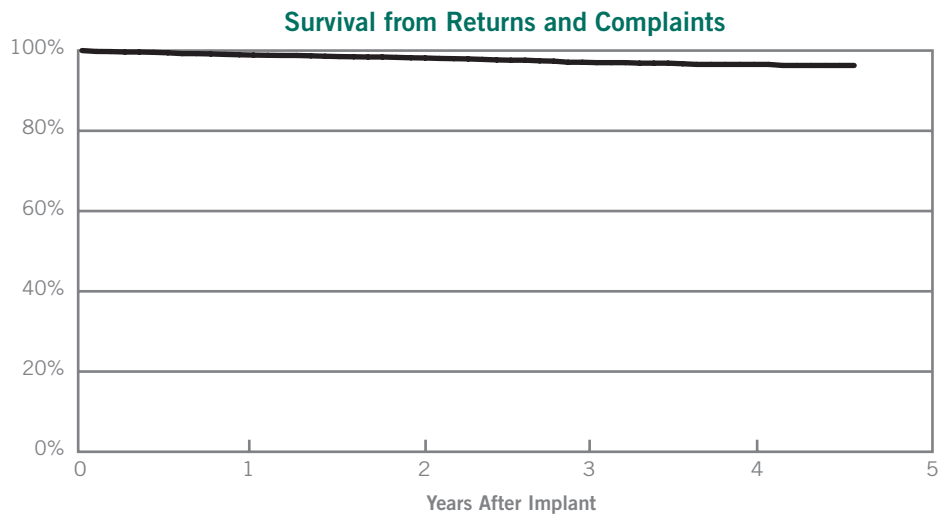
DEFIBRILLATION LEADS

Riata® i (Models 1590 & 1591)			
US Market Release	April 2004	Type and/or Fixation	Dual Coil, Active
Registered US Implants	9,409	Polarity	Bipolar
Estimated Active US Implants	7,619	Steroid	Yes
Insulation	Silicone	Number of Advisories	None
Laboratory Analysis			
Implant Damage	24	Electrical Malfunction	5
		Other	5
		Insulation Disruption	2
		Conductor Disruption	3
		Crimps, Welds, Bonds	0
		Explant Damage	2
		Non-Electrical Workmanship	1
		Non-Electrical Anomaly	1
		Partial Lead	1



Year	1	2	3	at 42 months
Survival Probability	98.95%	98.20%	97.09%	96.86%
± 1 standard error	0.06%	0.07%	0.10%	0.10%
Sample Size	9100	7400	4100	100

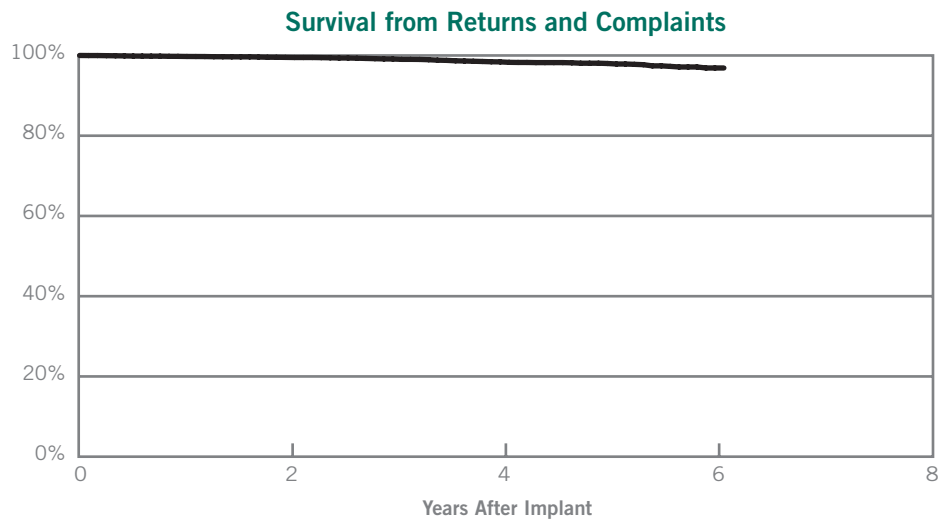
Riata® (Model 1582)			
US Market Release	March 2003	Type and/or Fixation	Single Coil, Active
Registered US Implants	2,876	Polarity	Bipolar
Estimated Active US Implants	2,172	Steroid	Yes
Insulation	Silicone	Number of Advisories	None
Laboratory Analysis			
Implant Damage	12	Electrical Malfunction	17
		Other	14
		Insulation Disruption	15
		Conductor Disruption	2
		Crimps, Welds, Bonds	0
		Explant Damage	4
		Non-Electrical Workmanship	3
		Non-Electrical Anomaly	6
		Partial Lead	1



Year	1	2	3	4	at 55 months
Survival Probability	98.95%	98.20%	97.09%	96.55%	96.29%
± 1 standard error	0.19%	0.26%	0.39%	0.47%	0.54%
Sample Size	2800	2200	1500	700	100

DEFIBRILLATION LEADS

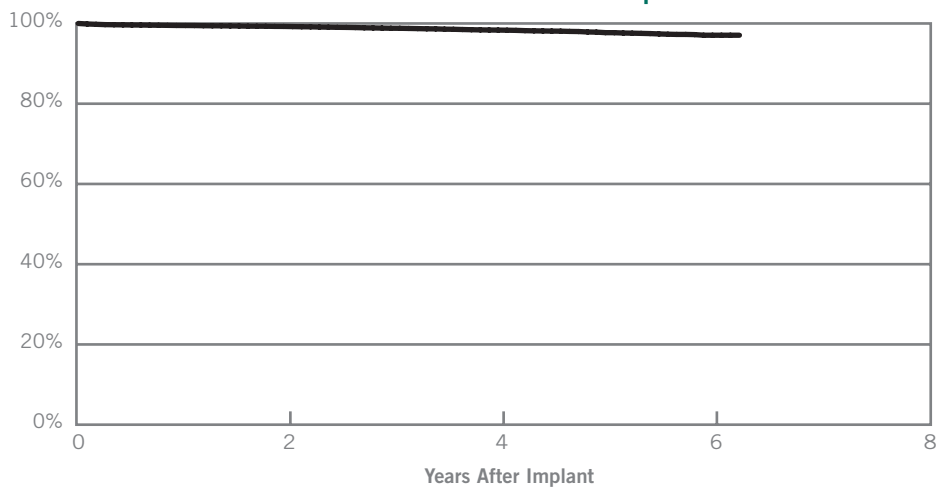
Riata® (Models 1570 & 1571)			
US Market Release	March 2002	Type and/or Fixation	Dual Coil, Passive
Registered US Implants	9,523	Polarity	Bipolar
Estimated Active US Implants	7,020	Steroid	Yes
Insulation	Silicone	Number of Advisories	None
Laboratory Analysis			
Implant Damage	34	Electrical Malfunction	15
		Other	25
		Insulation Disruption	13
		Conductor Disruption	2
		Crimps, Welds, Bonds	0
		Explant Damage	14
		Non-Electrical Workmanship	5
		Non-Electrical Anomaly	1
		Partial Lead	5



Year	2	4	6	at 73 months
Survival Probability	99.52%	98.40%	96.88%	96.88%
± 1 standard error	0.08%	0.18%	0.45%	0.45%
Sample Size	7600	3900	900	100

Riata® (Models 1580 & 1581)			
US Market Release	March 2002	Type and/or Fixation	Dual Coil, Active
Registered US Implants	65,488	Polarity	Bipolar
Estimated Active US Implants	48,841	Steroid	Yes
Insulation	Silicone	Number of Advisories	None
Laboratory Analysis			
Implant Damage	238	Electrical Malfunction	112
		Other	203
		Insulation Disruption	101
		Conductor Disruption	8
		Crimps, Welds, Bonds	3
		Explant Damage	126
		Non-Electrical Workmanship	35
		Non-Electrical Anomaly	15
		Partial Lead	27

Survival from Returns and Complaints



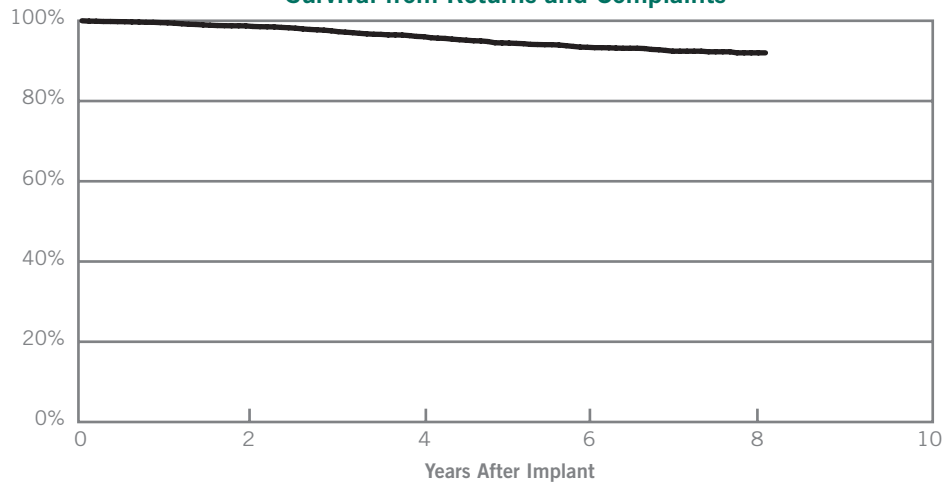
Year	2	4	6	at 75 months
Survival Probability	99.26%	98.35%	97.07%	97.07%
± 1 standard error	0.04%	0.07%	0.20%	0.20%
Sample Size	53000	21700	3500	100

DEFIBRILLATION LEADS

TVL® ADX (Model 1559)

US Market Release	November 1999	Type and/or Fixation	Single Coil, Active
Registered US Implants	4,541	Polarity	Bipolar
Estimated Active US Implants	2,024	Steroid	Yes
Insulation	Silicone	Number of Advisories	None

Survival from Returns and Complaints

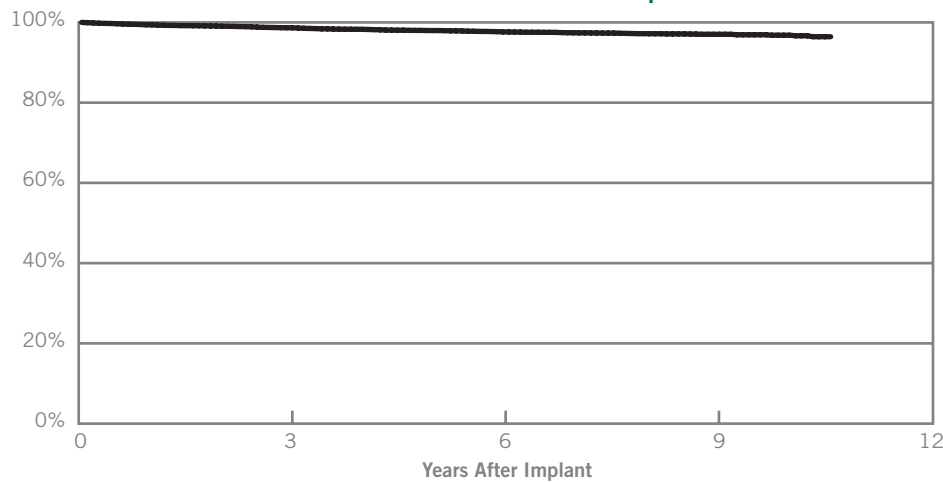


Year	2	4	6	8	at 97 months
Survival Probability	98.73%	96.10%	93.39%	92.01%	92.01%
± 1 standard error	0.18%	0.32%	0.45%	0.60%	0.60%
Sample Size	3900	3100	2400	600	100

SPL® (Models SP01, SP02, SP03 & SP04)

US Market Release	September 1997	Type and/or Fixation	Dual Coil, Passive
Registered US Implants	12,899	Polarity	Bipolar
Estimated Active US Implants	5,518	Steroid	Yes
Insulation	Silicone	Number of Advisories	None

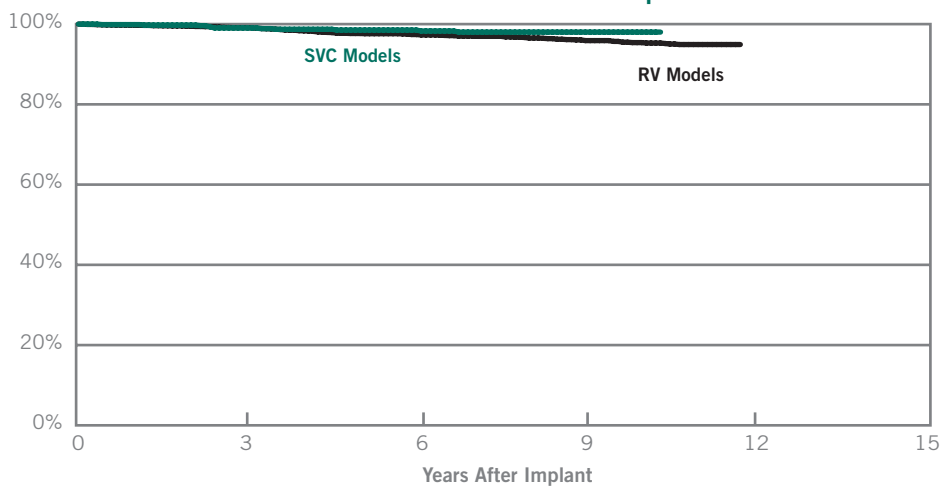
Survival from Returns and Complaints



Year	3	6	9	at 129 months
Survival Probability	98.67%	97.69%	97.04%	96.43%
± 1 standard error	0.11%	0.16%	0.20%	0.37%
Sample Size	9900	7200	2700	100

TVL® RV (Models RV01, RV02, RV03, RV06 & RV07)			
TVL® SVC (Models SV01, SV02 & SV03)			
US Market Release		Insulation	Silicone
RV01, RV02, SV01, SV02, SV03	May 1996	Type and/or Fixation	Single Coil, Passive
RV03	April 1997	Polarity	Bipolar
RV06, RV07	July 2000	Steroid	No
Registered US Implants	Estimated Active US Implants	Number of Advisories	None
RV 3,656	RV 1,109		
SVC 925	SVC 308		

Survival from Returns and Complaints



RV Models					
Year	3	6	9	at 142 months	
Survival Probability	99.12%	97.40%	96.06%	94.91%	
± 1 standard error	0.17%	0.31%	0.43%	0.55%	
Sample Size	2900	2100	1300	100	

SVC Models					
Year	3	6	9	at 125 months	
Survival Probability	99.04%	98.52%	98.01%	98.01%	
± 1 standard error	0.36%	0.47%	0.59%	0.59%	
Sample Size	700	500	300	100	

LABORATORY ANALYSIS

Defibrillation Leads

Laboratory Analysis*													
Models	US Market Release Date	Registered US Implants	Estimated Active US Implants	Implant Damage	Electrical Malfunctions				Other				
					Insulation Disruption	Conductor Disruption	Crimps, Welds, Bonds	Total Electrical Malfunctions	Explant Damage	Non-Electrical Workmanship	Non-Electrical Anomaly	Partial Lead	Total Other
7120/7121	Sep-07	6266	6211	1	0	0	0	0	2	1	0	0	3
7070/7071	Jul-06	1168	1120	0	0	1	0	1	1	2	0	0	3
7020/7021	Jul-06	12582	11884	48	1	0	0	1	38	3	0	2	43
7022	Jul-06	1064	1022	3	0	1	0	1	2	0	0	0	2
7010/7011	Mar-06	1966	1815	6	0	0	0	0	1	0	1	0	2
7040/7041	Mar-06	3019	2798	6	1	0	0	1	2	2	1	1	6
7002	Mar-06	1878	1767	7	0	1	0	1	5	1	0	0	6
7000/7001	Jun-05	30946	27919	117	7	5	4	16	74	13	5	3	95
1590/1591	Apr-04	9409	7619	24	2	3	0	5	2	1	1	1	5
1582	Mar-03	2876	2172	12	15	2	0	17	4	3	6	1	14
1570/1571	Mar-02	9523	7020	34	13	2	0	15	14	5	1	5	25
1580/1581	Mar-02	65488	48841	238	101	8	3	112	126	35	15	27	203

*Based on returned product analysis as of June 30, 2008.

The laboratory analysis results are categorized into one of the following three categories:

- **Implant Damage** - obvious damage incurred at the time of attempted implant, including but not limited to insulation cuts and damage, helix overtorque, and stylet perforation.
- **Electrical Malfunction** - a disruption in the insulation or conductors resulting in compromised electrical performance. Electrical malfunction data are further broken down into one of the following three subcategories:
 - *Insulation Disruption* - leads exhibiting wear and abrasion that extends through the insulation and exposes the conductors.
 - *Conductor Disruption* - leads exhibiting cable and coil fractures, including those attributed to subclavian crush.
 - *Crimps, Welds, Bonds* - leads exhibiting malfunctions related to crimps, welds, and bonds.
- **Other** - includes other returns not attributed to damage incurred at the attempted implant and not resulting in compromised electrical failures. The Other category of data is further broken down into one of the following four subcategories:
 - *Explant Damage* - leads exhibiting physical damage incurred at the time of explant.
 - *Non-Electrical Workmanship* - leads exhibiting some out of specification mechanical condition, such as a bent connector pin or helix anomaly.
 - *Non-Electrical Anomaly* - leads not associated with a complaint but exhibiting some anomalous condition that did not result in an electrical malfunction. An example would be a lead exhibiting some insulation disruption that did not extend through and therefore did not compromise the function of the lead.
 - *Partial Lead* - leads with an alleged malfunction that are returned not in its entirety; as a result, it was not possible to perform a complete analysis and confirm the malfunction.

PULSE GENERATORS
Dual-Chamber

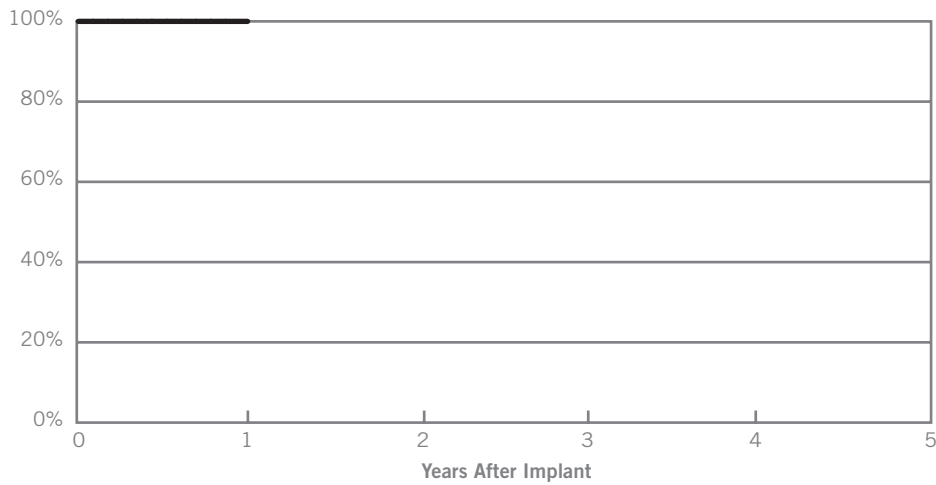


ST. JUDE MEDICAL™
MORE CONTROL. LESS RISK.

PULSE GENERATORS

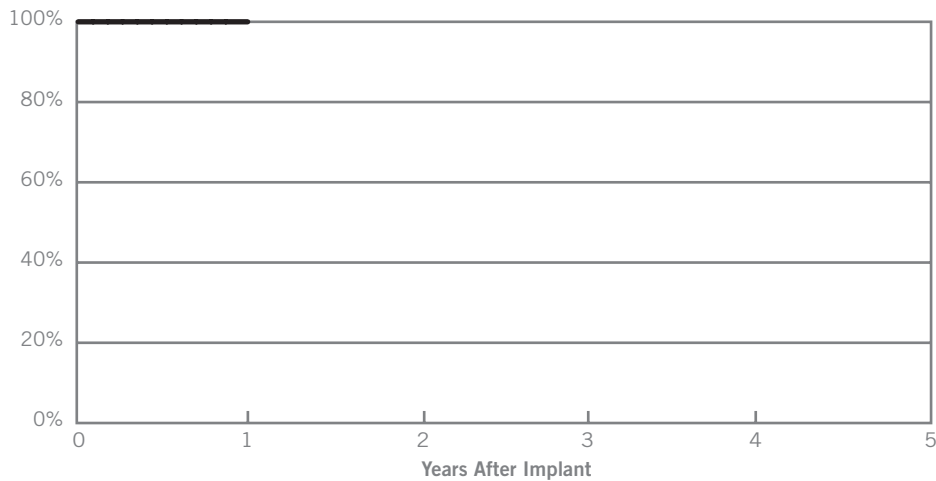
Zephyr™ DR (Model 5820)			
US Market Release	March 2007	Normal Battery Depletion	0
Registered US Implants	7,530	Malfunctions	0
Estimated Active US Implants	7,247	Malfunctions w/ Compromised Therapy	0
Estimated Longevity	6.5 Years	Malfunctions w/o Compromised Therapy	0
		Number of Advisories	None

Including Normal Battery Depletion



Year	1				
Survival Probability	100.00%				
± 1 standard error	0.00%				
Sample Size	4000				

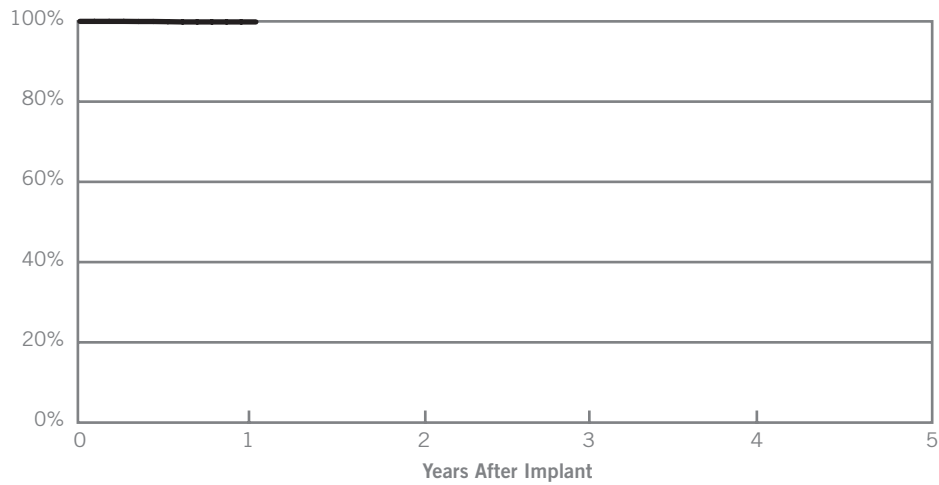
Excluding Normal Battery Depletion



Year	1				
Survival Probability	100.00%				
± 1 standard error	0.00%				

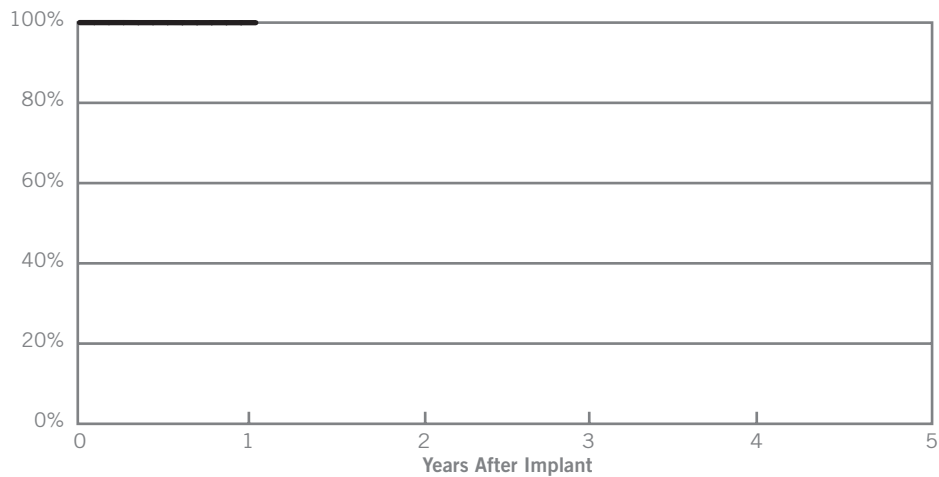
Zephyr™ XL DR (Model 5826)			
US Market Release	March 2007	Normal Battery Depletion	0
Registered US Implants	26,439	Malfunctions	2
Estimated Active US Implants	25,808	Malfunctions w/ Compromised Therapy	0
Estimated Longevity	11.7 Years	Malfunctions w/o Compromised Therapy	2
		Number of Advisories	None

Including Normal Battery Depletion



Year	1	at 13 months			
Survival Probability	99.86%	99.86%			
± 1 standard error	0.04%	0.04%			
Sample Size	13800	200			

Excluding Normal Battery Depletion

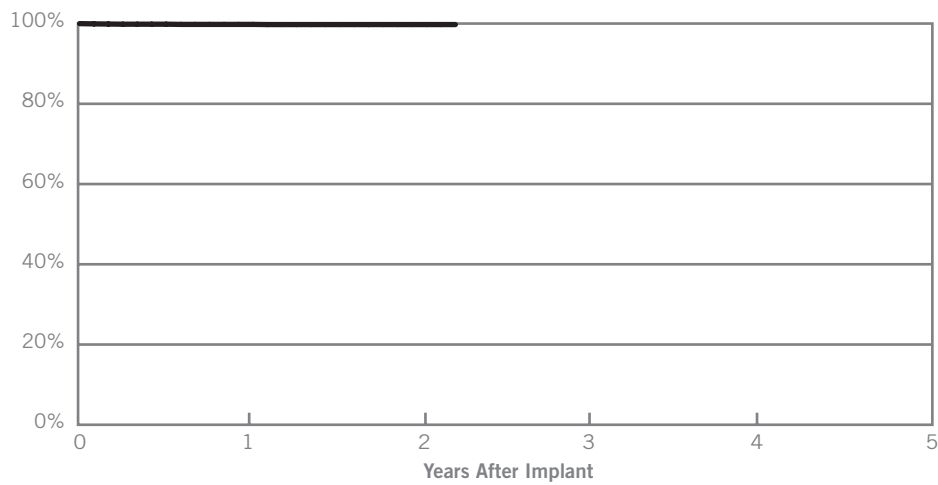


Year	1	at 13 months			
Survival Probability	99.86%	99.86%			
± 1 standard error	0.04%	0.04%			

PULSE GENERATORS

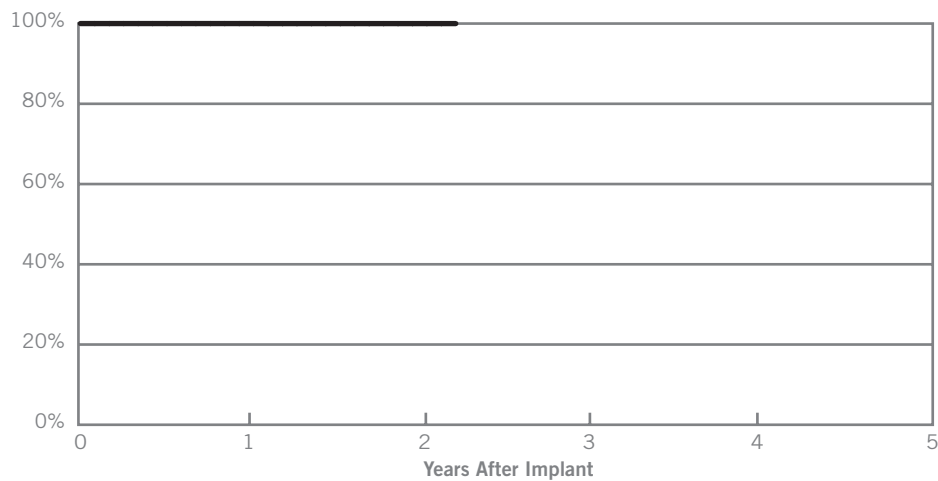
Victory® DR (Model 5810)			
US Market Release	December 2005	Normal Battery Depletion	0
Registered US Implants	20,815	Malfunctions	1
Estimated Active US Implants	18,357	Malfunctions w/ Compromised Therapy	0
Estimated Longevity	6.5 Years	Malfunctions w/o Compromised Therapy	1
		Number of Advisories	None

Including Normal Battery Depletion



Year	1	2	at 27 months		
Survival Probability	99.79%	99.75%	99.75%		
± 1 standard error	0.03%	0.04%	0.04%		
Sample Size	17800	7400	200		

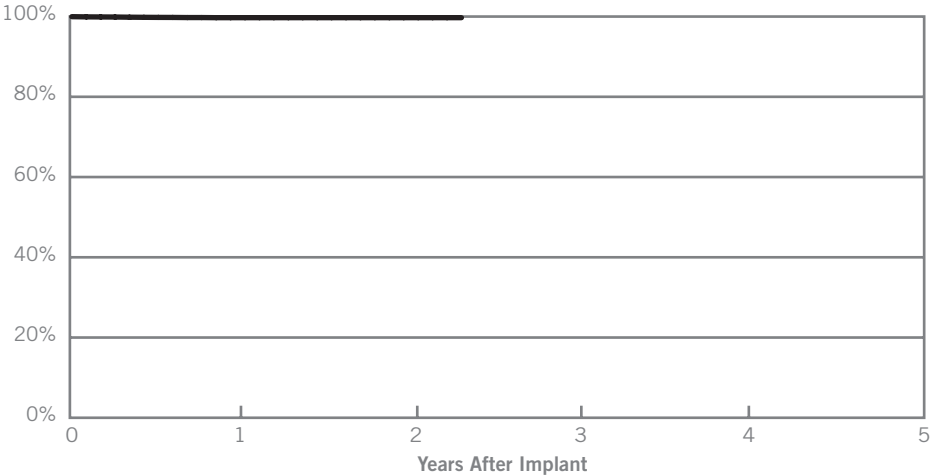
Excluding Normal Battery Depletion



Year	1	2	at 27 months		
Survival Probability	99.79%	99.75%	99.75%		
± 1 standard error	0.03%	0.04%	0.04%		

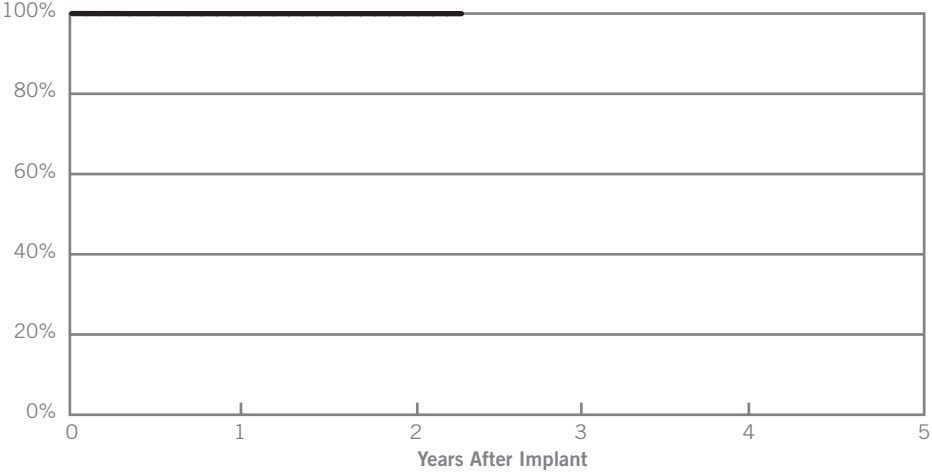
Victory® XL DR (Model 5816)			
US Market Release	December 2005	Normal Battery Depletion	0
Registered US Implants	48,719	Malfunctions	12
Estimated Active US Implants	44,989	Malfunctions w/ Compromised Therapy	0
Estimated Longevity	11.7 Years	Malfunctions w/o Compromised Therapy	12
		Number of Advisories	None

Including Normal Battery Depletion



Year	1	2	at 28 months		
Survival Probability	99.72%	99.72%	99.72%		
± 1 standard error	0.03%	0.03%	0.03%		
Sample Size	39600	15200	100		

Excluding Normal Battery Depletion



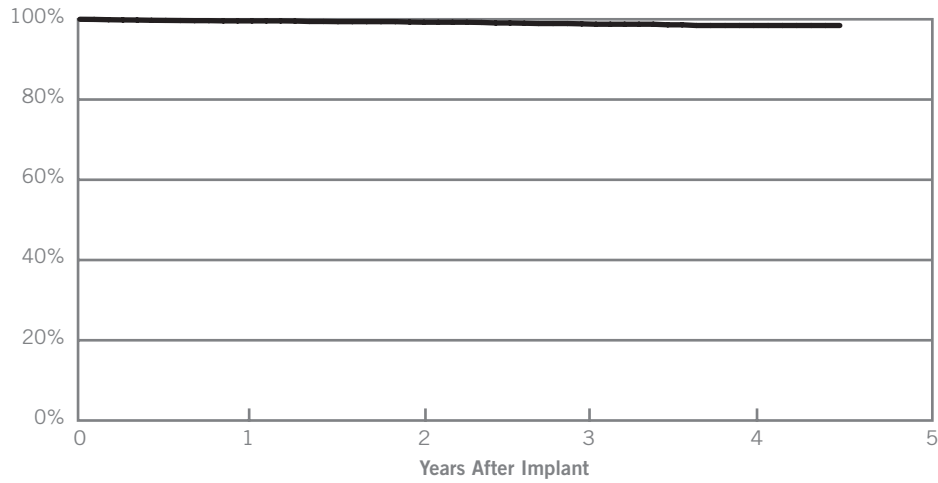
Year	1	2	at 28 months		
Survival Probability	99.72%	99.72%	99.72%		
± 1 standard error	0.03%	0.03%	0.03%		

PULSE GENERATORS

Verity® ADx XL DR (Model 5356)
Verity® ADx XL DR M/S (Model 5357M/S)
Verity® ADx XL DC (Model 5256)

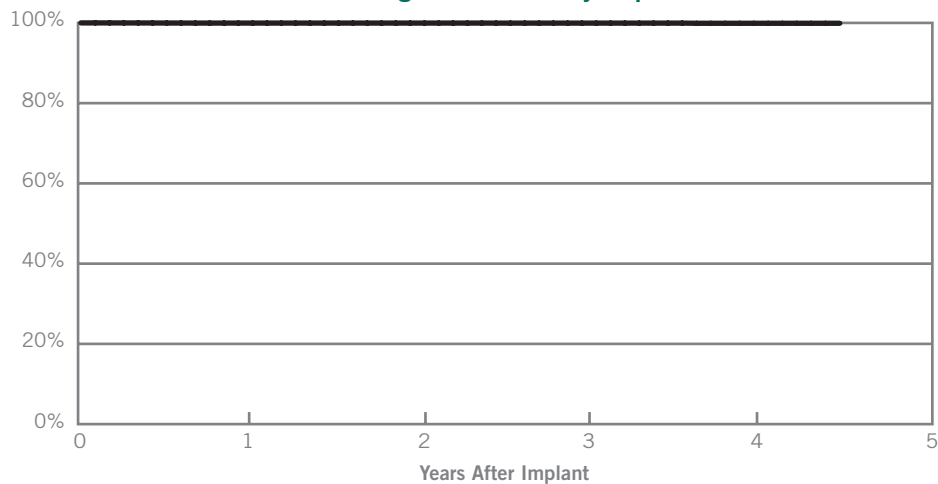
US Market Release	May 2003	Normal Battery Depletion	16
Registered US Implants	15,933	Malfunctions	7
Estimated Active US Implants	12,318	Malfunctions w/ Compromised Therapy	0
Estimated Longevity	6.9 Years	Malfunctions w/o Compromised Therapy	7
		Number of Advisories	None

Including Normal Battery Depletion



Year	1	2	3	4	at 54 months
Survival Probability	99.60%	99.32%	98.86%	98.45%	98.45%
± 1 standard error	0.05%	0.07%	0.11%	0.17%	0.17%
Sample Size	14900	10600	6600	2900	100

Excluding Normal Battery Depletion

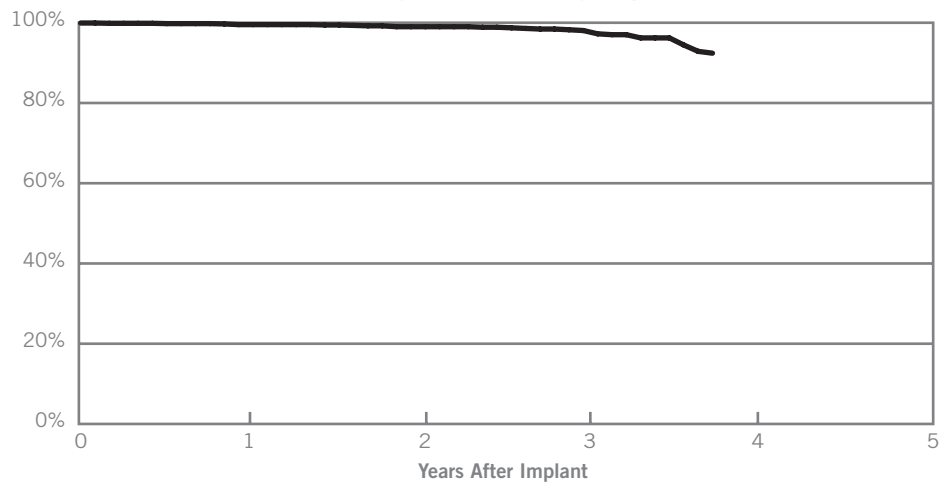


Year	1	2	3	4	at 54 months
Survival Probability	99.96%	99.96%	99.95%	99.91%	99.91%
± 1 standard error	0.02%	0.02%	0.02%	0.05%	0.05%

Integrity® ADx DR (Model 5360)

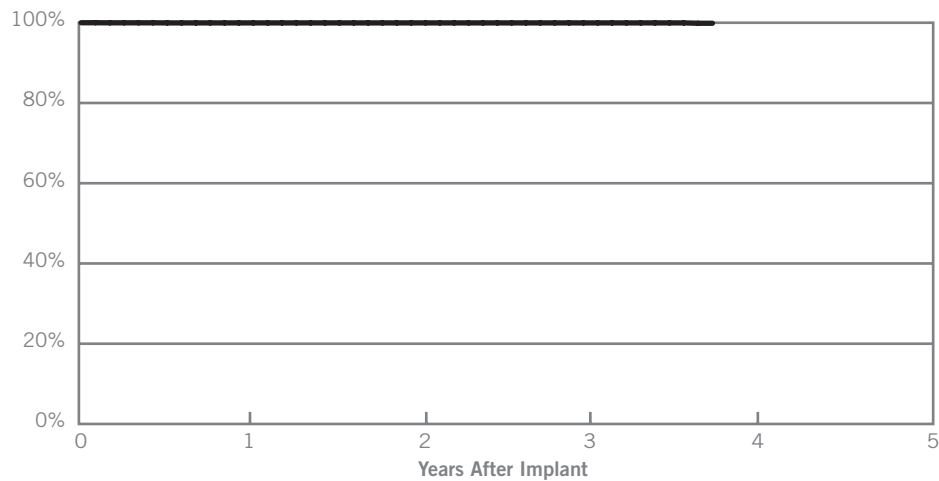
US Market Release	May 2003	Normal Battery Depletion	152
Registered US Implants	5,780	Malfunctions	4
Estimated Active US Implants	4,087	Malfunctions w/ Compromised Therapy	0
Estimated Longevity	3.8 Years	Malfunctions w/o Compromised Therapy	4
		Number of Advisories	None

Including Normal Battery Depletion



Year	1	2	3	at 45 months	
Survival Probability	99.53%	99.01%	98.06%	92.41%	
± 1 standard error	0.08%	0.15%	0.23%	0.68%	
Sample Size	5600	4300	2900	500	

Excluding Normal Battery Depletion

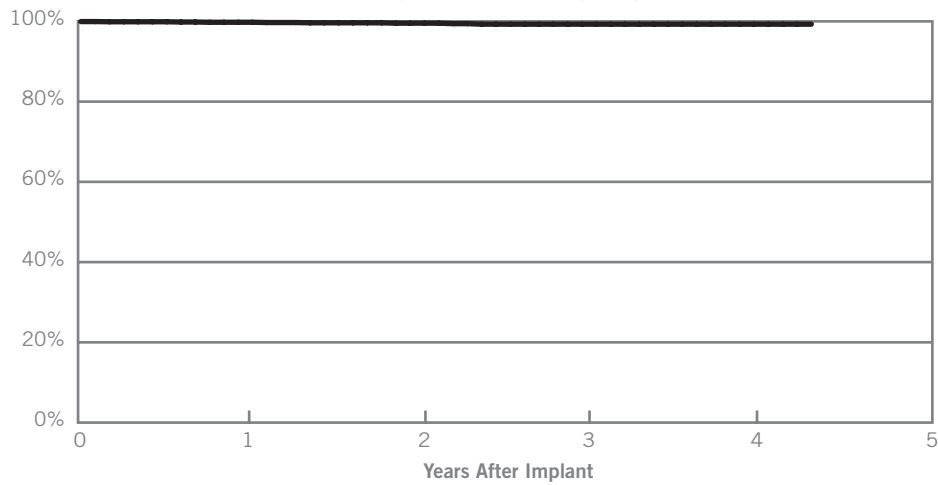


Year	1	2	3	at 45 months	
Survival Probability	99.96%	99.96%	99.96%	99.87%	
± 1 standard error	0.03%	0.03%	0.03%	0.10%	

PULSE GENERATORS

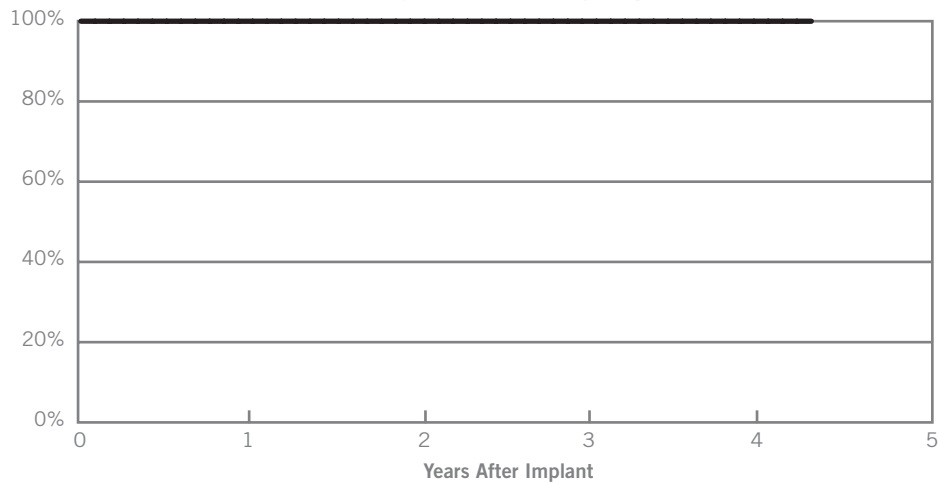
Integrity® ADx DR (Model 5366)			
US Market Release	May 2003	Normal Battery Depletion	4
Registered US Implants	7,926	Malfunctions	1
Estimated Active US Implants	6,509	Malfunctions w/ Compromised Therapy	0
Estimated Longevity	6.9 Years	Malfunctions w/o Compromised Therapy	1
		Number of Advisories	None

Including Normal Battery Depletion



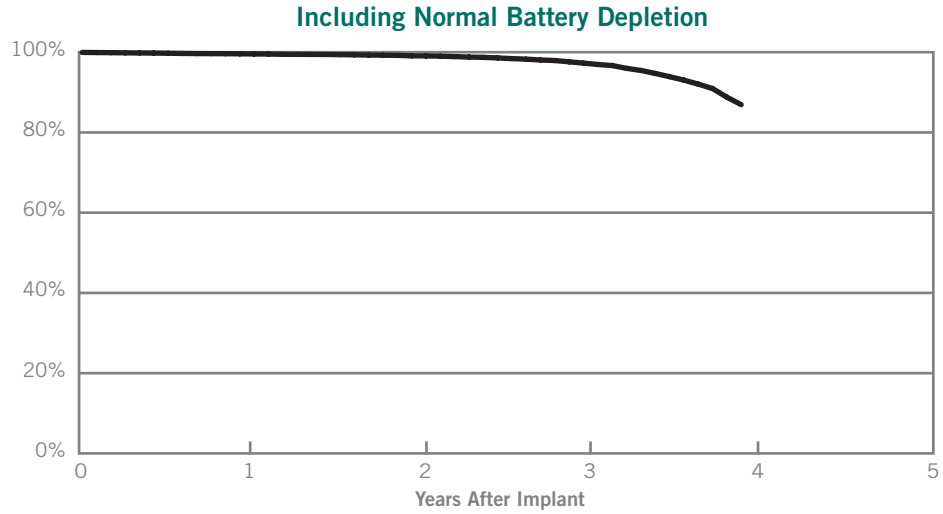
Year	1	2	3	4	at 52 months
Survival Probability	99.78%	99.55%	99.30%	99.30%	99.30%
± 1 standard error	0.05%	0.09%	0.12%	0.12%	0.12%
Sample Size	7500	5300	3000	1200	100

Excluding Normal Battery Depletion

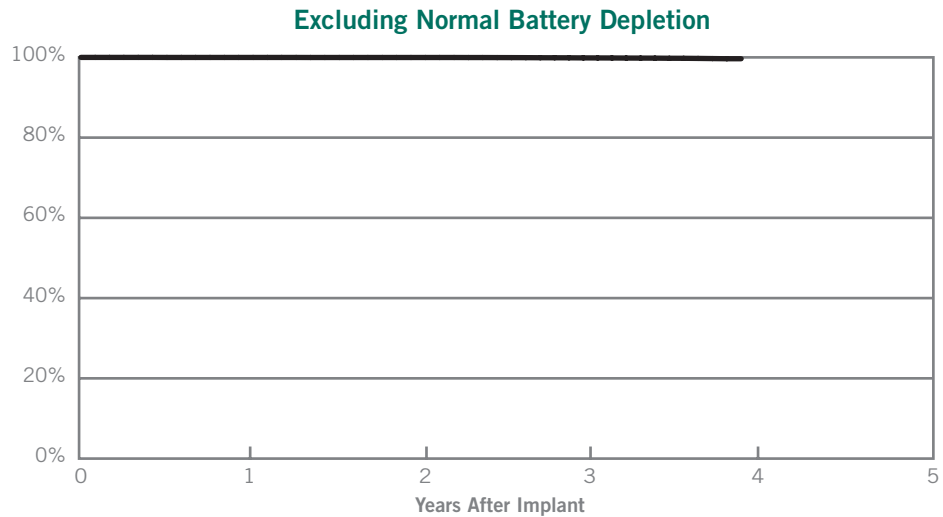


Year	1	2	3	4	at 52 months
Survival Probability	99.99%	99.99%	99.99%	99.99%	99.99%
± 1 standard error	0.01%	0.01%	0.01%	0.01%	0.01%

Identity® ADx DR (Model 5380)			
US Market Release	March 2003	Normal Battery Depletion	1,684
Registered US Implants	51,153	Malfunctions	65
Estimated Active US Implants	35,762	Malfunctions w/ Compromised Therapy (0 related to Advisory)	2
Estimated Longevity	3.8 Years	Malfunctions w/o Compromised Therapy (0 related to Advisory)	63
		Number of Advisories (see pages 180-185)	One



Year	1	2	3	at 47 months
Survival Probability	99.59%	99.09%	97.28%	86.93%
± 1 standard error	0.03%	0.04%	0.09%	0.31%
Sample Size	50100	39900	26600	3100

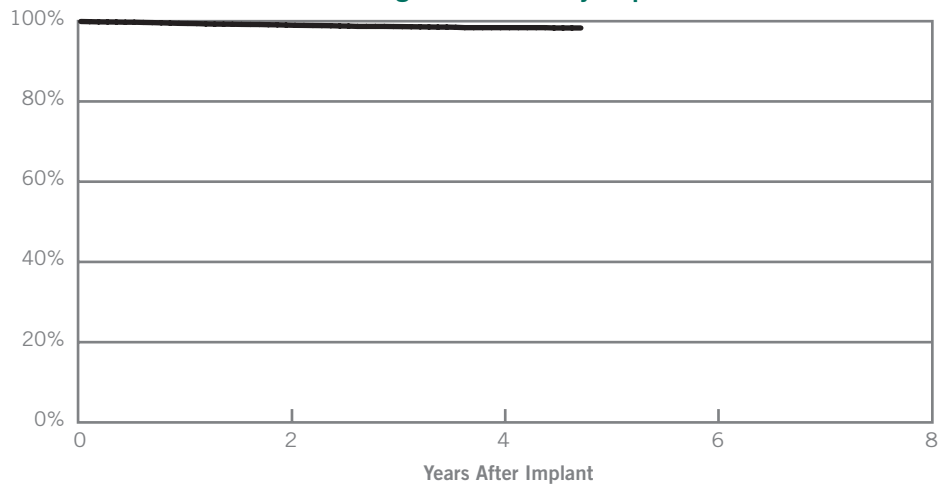


Year	1	2	3	at 47 months
Survival Probability	99.98%	99.97%	99.87%	99.66%
± 1 standard error	0.01%	0.01%	0.02%	0.05%

PULSE GENERATORS

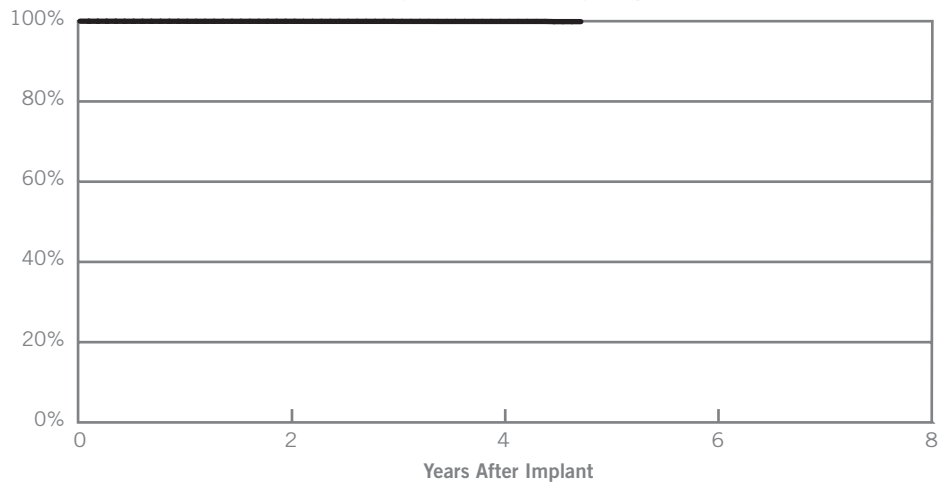
Identity® ADx XL DR (Model 5386)		Identity® ADx XL DC (Model 5286)	
US Market Release	March 2003	Normal Battery Depletion	40
Registered US Implants	59,272	Malfunctions	23
Estimated Active US Implants	48,686	Malfunctions w/ Compromised Therapy (0 related to Advisory)	1
Estimated Longevity	6.9 Years	Malfunctions w/o Compromised Therapy (0 related to Advisory)	22
		Number of Advisories (see pages 180-185)	One

Including Normal Battery Depletion



Year	1	2	3	4	at 57 months
Survival Probability	99.46%	99.03%	98.67%	98.39%	98.31%
± 1 standard error	0.03%	0.04%	0.06%	0.08%	0.11%
Sample Size	56400	43500	27000	11100	100

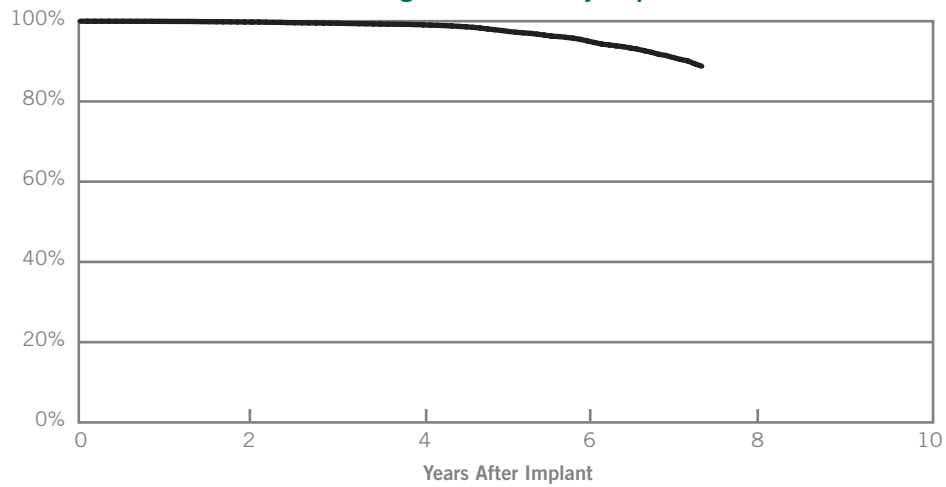
Excluding Normal Battery Depletion



Year	1	2	3	4	at 57 months
Survival Probability	99.98%	99.97%	99.96%	99.94%	99.89%
± 1 standard error	0.01%	0.01%	0.01%	0.01%	0.06%

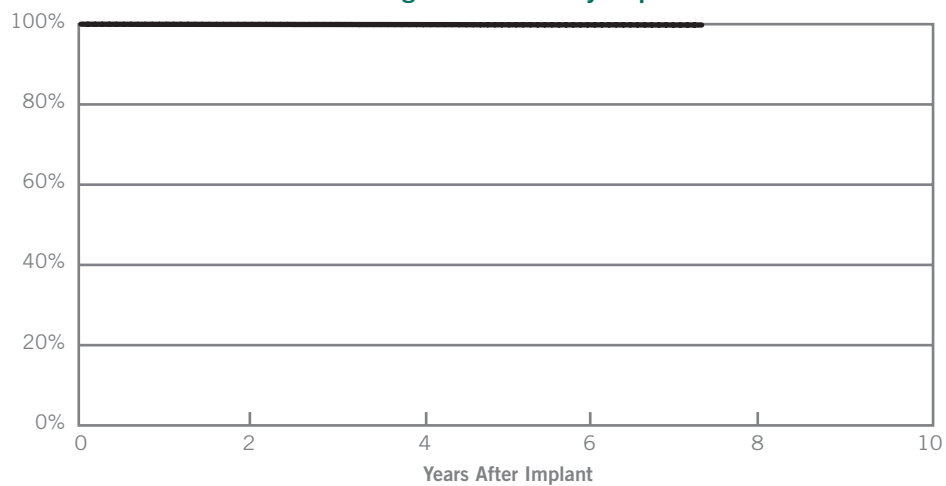
Integrity® AFx DR (Models 5342 & 5346)			
US Market Release	(5342) April 2000 (5346) July 2001	Normal Battery Depletion	1,768
		Malfunctions	63
Registered US Implants	47,299	Malfunctions w/ Compromised Therapy	6
Estimated Active US Implants	22,983	Malfunctions w/o Compromised Therapy	57
Estimated Longevity	6.3 Years	Number of Advisories	None

Including Normal Battery Depletion



Year	2	4	6	at 88 months
Survival Probability	99.81%	99.15%	95.07%	88.79%
± 1 standard error	0.02%	0.05%	0.13%	0.26%
Sample Size	42300	34700	24500	2400

Excluding Normal Battery Depletion

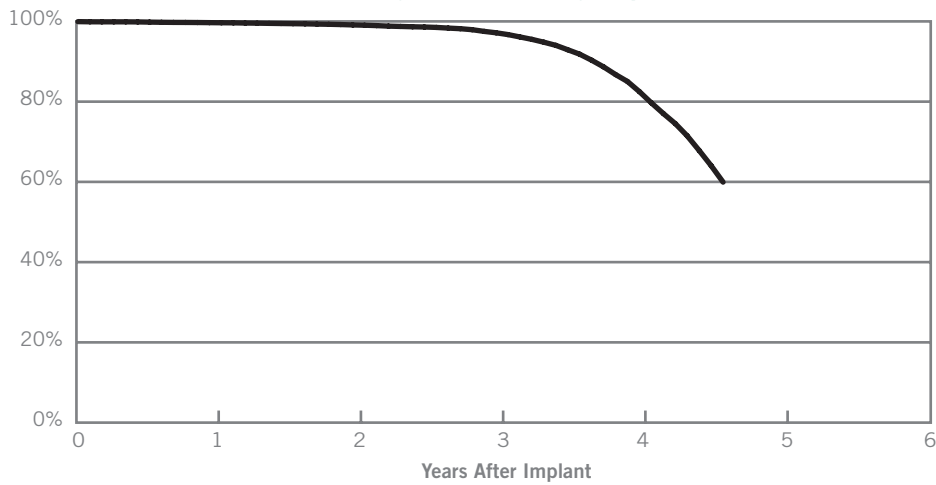


Year	2	4	6	at 88 months
Survival Probability	99.95%	99.90%	99.83%	99.80%
± 1 standard error	0.01%	0.02%	0.02%	0.03%

PULSE GENERATORS

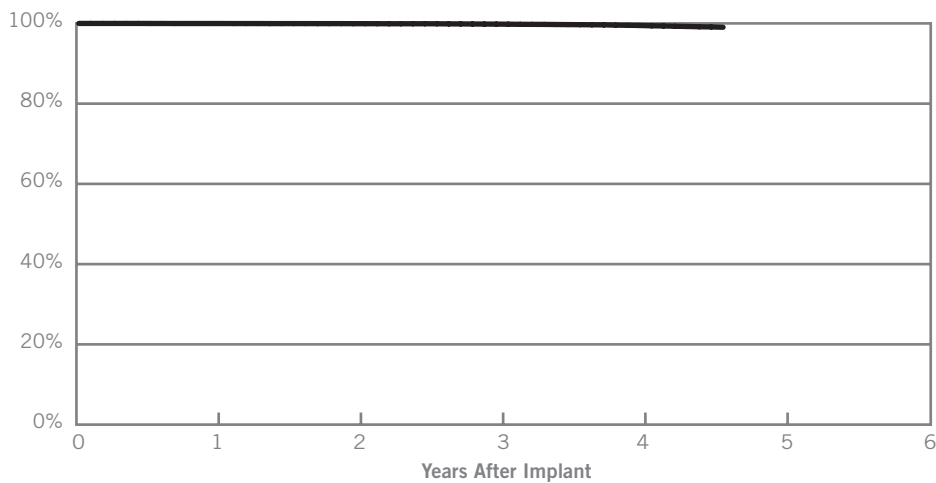
Identity® (Model 5370)			
US Market Release	November 2001	Normal Battery Depletion	9,920
Registered US Implants	58,103	Malfunctions	265
Estimated Active US Implants	23,357	Malfunctions w/ Compromised Therapy (0 related to Advisory)	5
Estimated Longevity	3.8 Years	Malfunctions w/o Compromised Therapy (19 related to Advisory)	260
		Number of Advisories (see pages 180-185)	One

Including Normal Battery Depletion



Year	1	2	3	4	at 55 months	
Survival Probability	99.69%	99.12%	99.16%	82.48%	59.94%	
± 1 standard error	0.02%	0.04%	0.08%	0.21%	0.35%	
Sample Size	57900	49500	41400	31300	6100	

Excluding Normal Battery Depletion

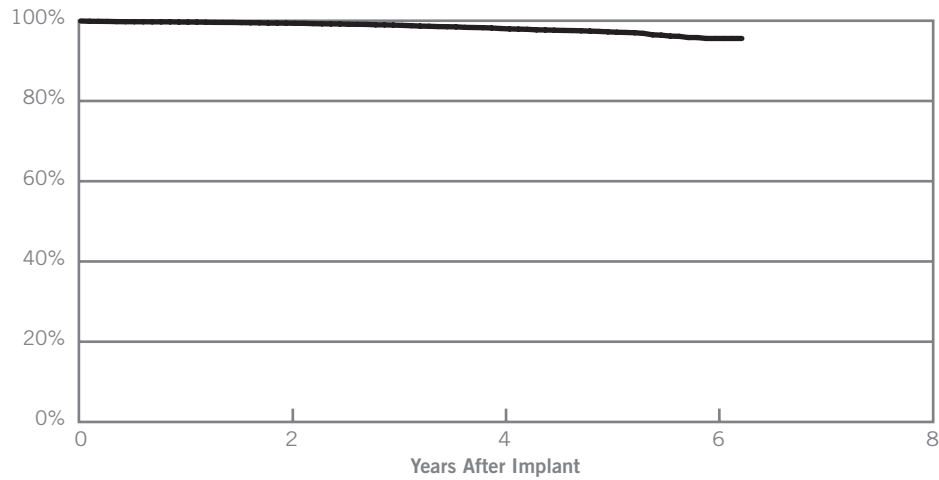


Year	1	2	3	4	at 55 months	
Survival Probability	99.97%	99.93%	99.82%	99.48%	99.04%	
± 1 standard error	0.01%	0.01%	0.02%	0.04%	0.06%	

Identity® XL (Model 5376)

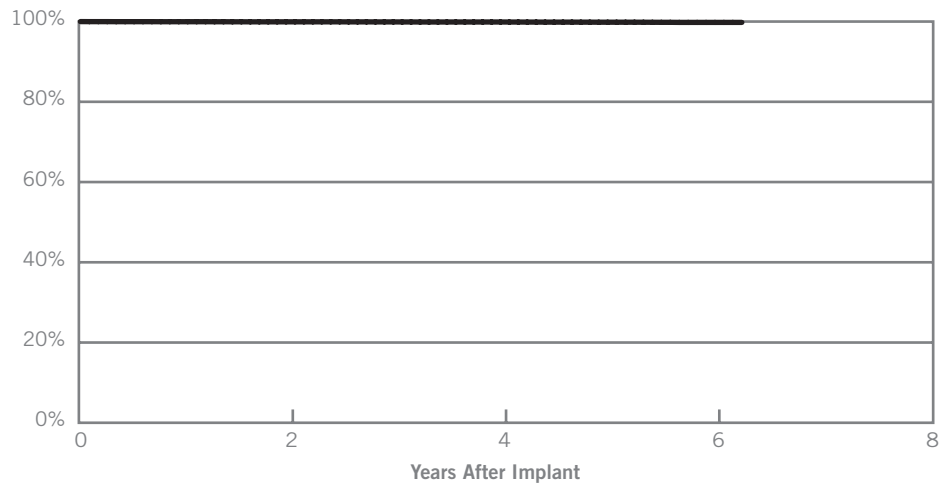
US Market Release	November 2001	Normal Battery Depletion	404
Registered US Implants	51,182	Malfunctions	60
Estimated Active US Implants	34,980	Malfunctions w/ Compromised Therapy (0 related to Advisory)	6
Estimated Longevity	6.9 Years	Malfunctions w/o Compromised Therapy (6 related to Advisory)	54
		Number of Advisories (see pages 180-185)	One

Including Normal Battery Depletion



Year	2	4	6	at 75 months
Survival Probability	99.40%	98.06%	95.58%	95.78%
± 1 standard error	0.04%	0.07%	0.18%	0.18%
Sample Size	44700	29800	8400	200

Excluding Normal Battery Depletion



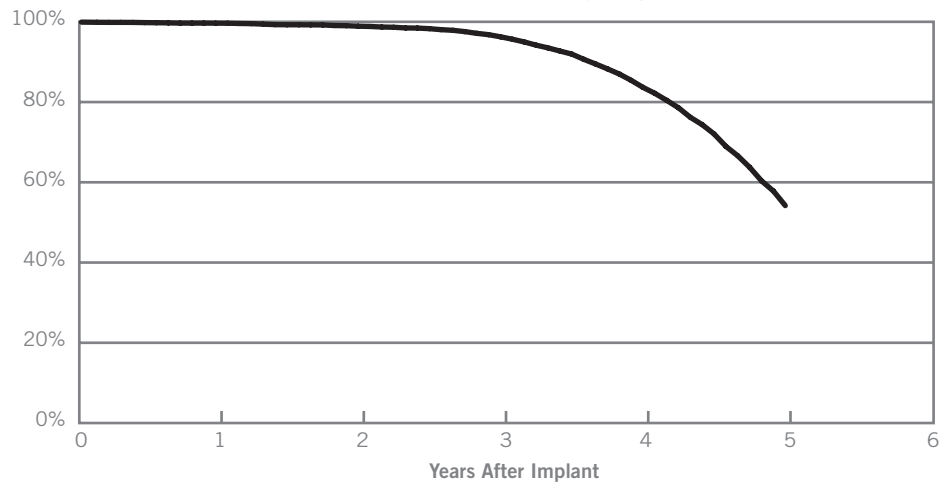
Year	2	4	6	at 75 months
Survival Probability	99.93%	99.89%	99.79%	99.79%
± 1 standard error	0.01%	0.02%	0.03%	0.03%

PULSE GENERATORS

Integrity® μ DR (Model 5336)

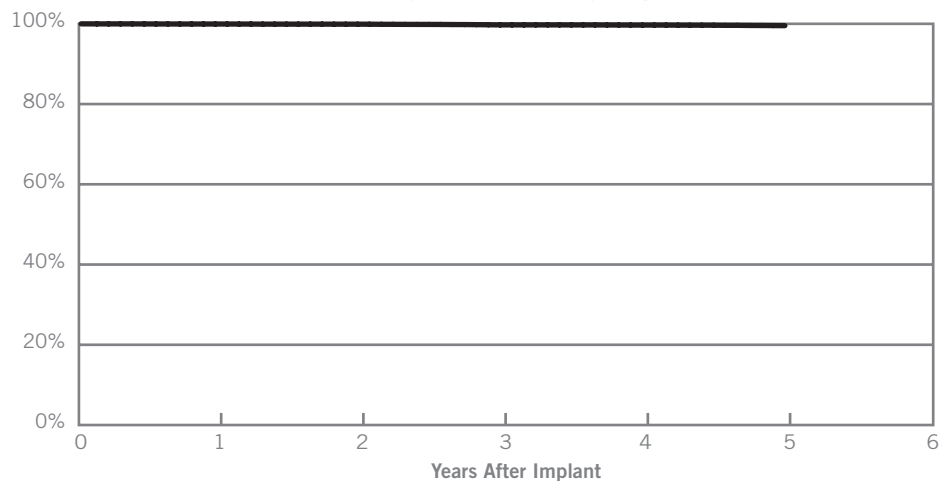
US Market Release	December 2000	Normal Battery Depletion	7,008
Registered US Implants	29,277	Malfunctions	78
Estimated Active US Implants	6,237	Malfunctions w/ Compromised Therapy	8
Estimated Longevity	4.0 Years	Malfunctions w/o Compromised Therapy	70
		Number of Advisories	None

Including Normal Battery Depletion



Year	1	2	3	4	5	
Survival Probability	99.66%	98.91%	96.26%	83.67%	54.19%	
± 1 standard error	0.03%	0.06%	0.12%	0.27%	0.47%	
Sample Size	29300	25200	22200	18300	11400	

Excluding Normal Battery Depletion

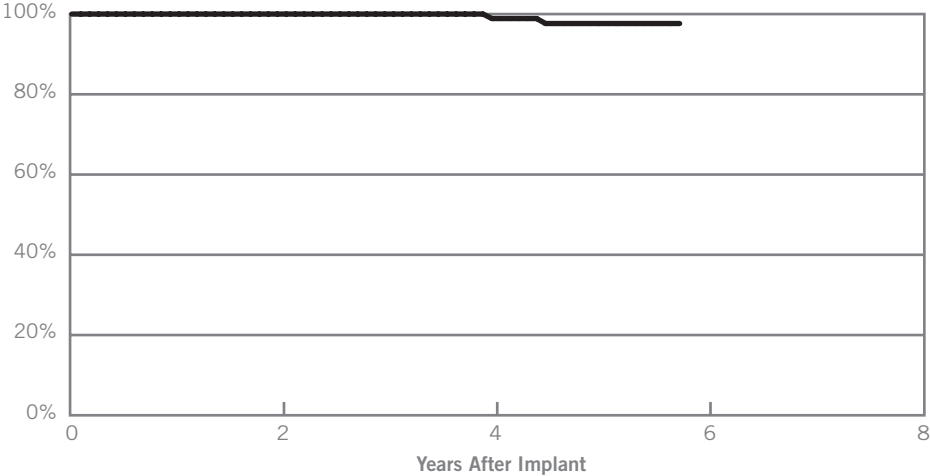


Year	1	2	3	4	5	
Survival Probability	99.95%	99.91%	99.73%	99.69%	99.54%	
± 1 standard error	0.01%	0.02%	0.03%	0.04%	0.05%	

Affinity® VDR (Model 5430)

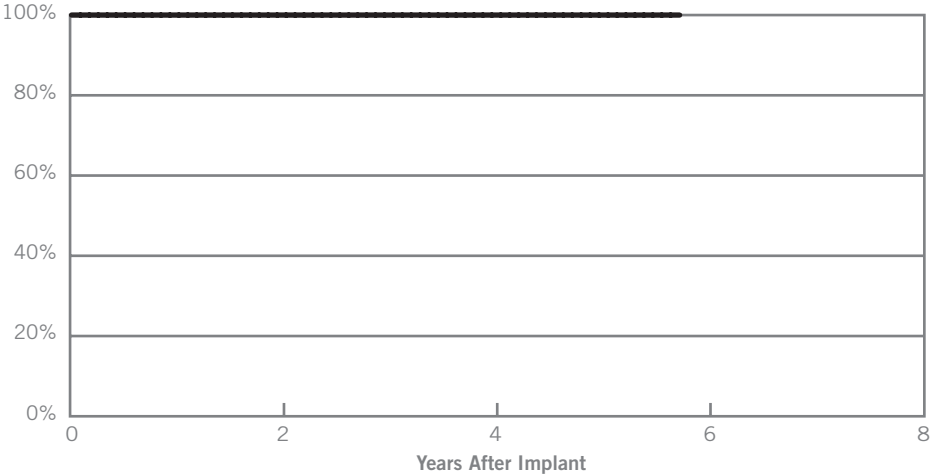
US Market Release	April 2000	Normal Battery Depletion	4
Registered US Implants	650	Malfunctions	0
Estimated Active US Implants	247	Malfunctions w/ Compromised Therapy	0
Estimated Longevity	8.6 Years	Malfunctions w/o Compromised Therapy	0
		Number of Advisories	None

Including Normal Battery Depletion



Year	2	4	at 69 months
Survival Probability	100.00%	98.88%	97.64%
± 1 standard error	0.00%	0.00%	0.83%
Sample Size	500	400	200

Excluding Normal Battery Depletion

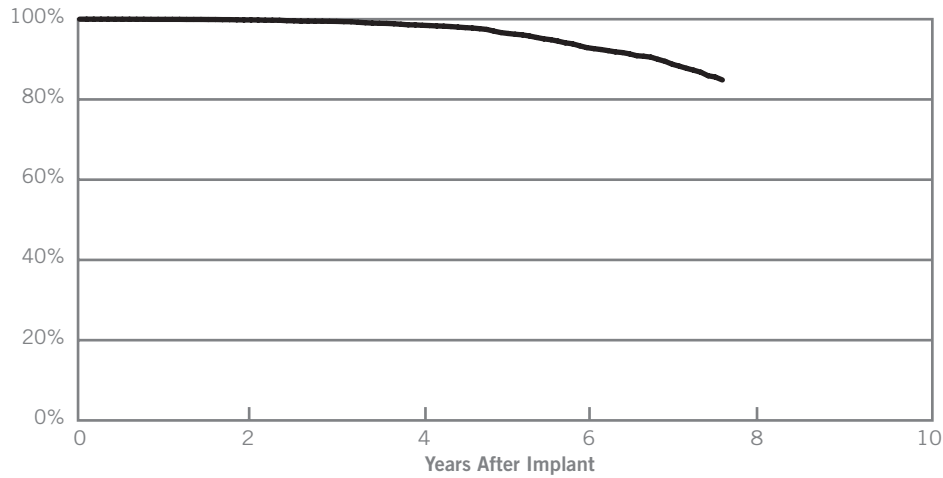


Year	2	4	at 69 months
Survival Probability	100.00%	100.00%	100.00%
± 1 standard error	0.00%	0.00%	0.00%

PULSE GENERATORS

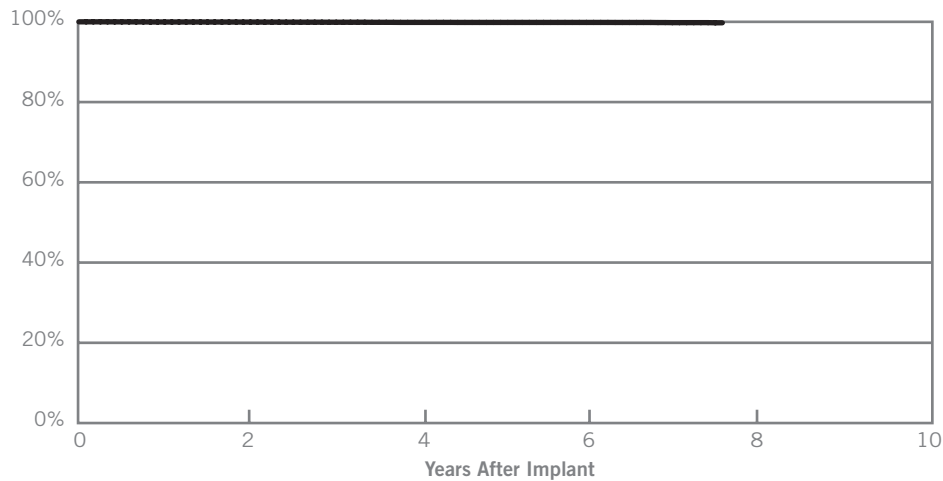
Entity® DR (Model 5326) Entity® DC (Model 5226)			
US Market Release	June 1999	Normal Battery Depletion	976
Registered US Implants	21,767	Malfunctions	28
Estimated Active US Implants	8,136	Malfunctions w/ Compromised Therapy	3
Estimated Longevity	6.3 Years	Malfunctions w/o Compromised Therapy	25
		Number of Advisories	None

Including Normal Battery Depletion



Year	2	4	6	at 91 months
Survival Probability	99.82%	98.57%	92.92%	84.86%
± 1 standard error	0.03%	0.10%	0.24%	0.47%
Sample Size	18800	15000	9700	900

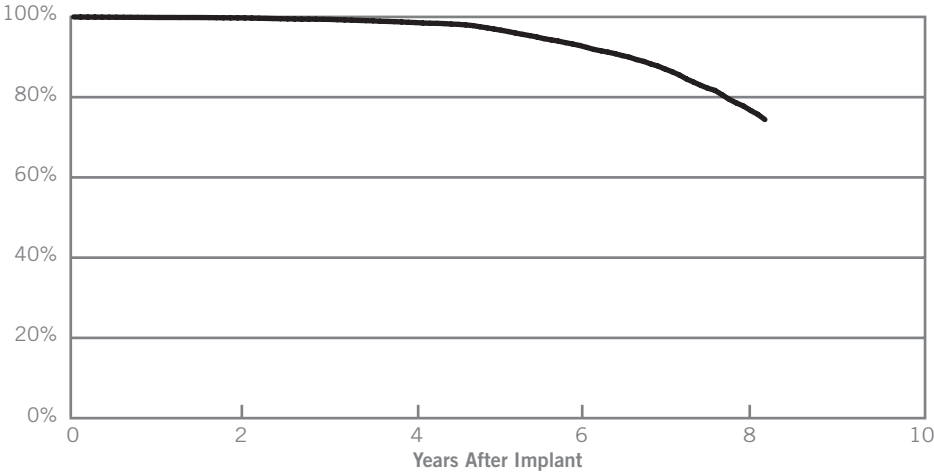
Excluding Normal Battery Depletion



Year	2	4	6	at 91 months
Survival Probability	99.94%	99.86%	99.85%	99.76%
± 1 standard error	0.02%	0.03%	0.03%	0.06%

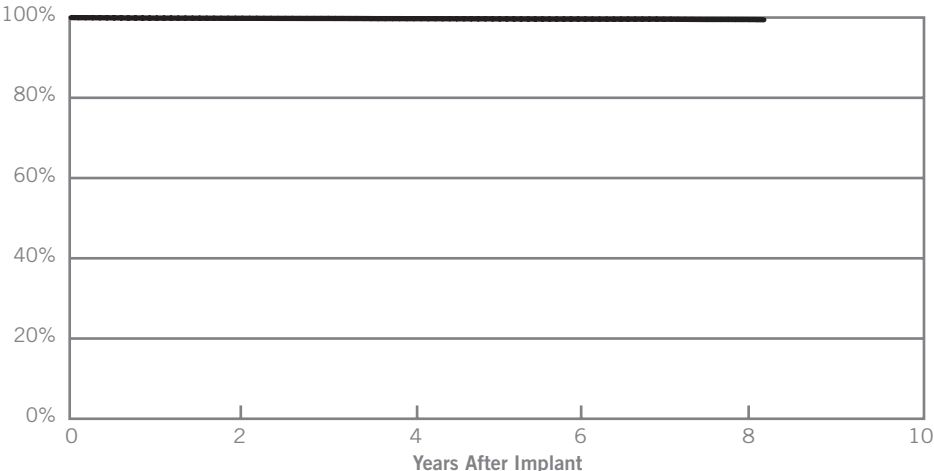
Affinity® DR (Models 5330 & 5331) Affinity® DC (Model 5230)			
US Market Release	(5330) January 1999 (5230/5331) June 1999	Normal Battery Depletion	5,208
		Malfunctions	218
Registered US Implants	65,376	Malfunctions w/ Compromised Therapy (0 related to Advisory)	15
Estimated Active US Implants	21,643	Malfunctions w/o Compromised Therapy (65 related to Advisory)	203
Estimated Longevity	6.3 Years	Number of Advisories (see pages 180-185)	One

Including Normal Battery Depletion



Year	2	4	6	8	at 98 months
Survival Probability	99.76%	98.66%	92.88%	76.68%	74.42%
± 1 standard error	0.02%	0.05%	0.13%	0.30%	0.33%
Sample Size	57900	47300	33900	14500	3300

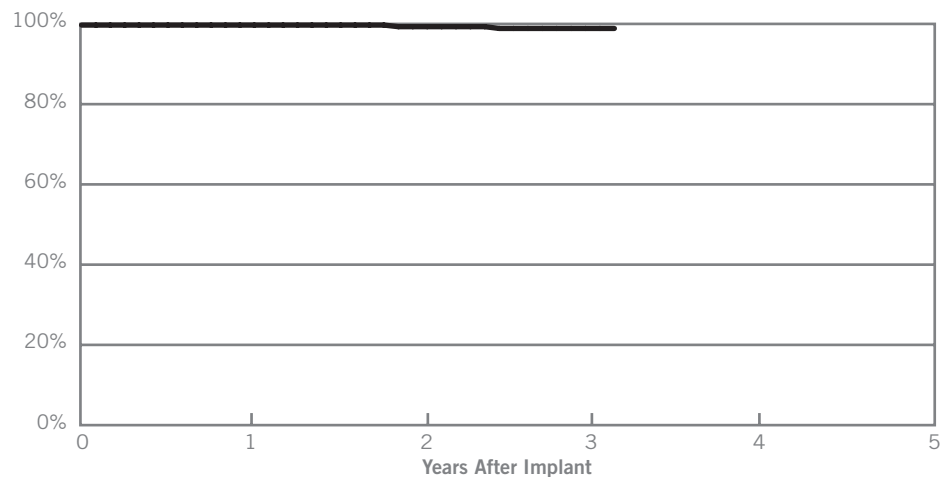
Excluding Normal Battery Depletion



Year	2	4	6	8	at 98 months
Survival Probability	99.82%	99.72%	99.62%	99.50%	99.45%
± 1 standard error	0.02%	0.02%	0.03%	0.04%	0.04%

PULSE GENERATORS

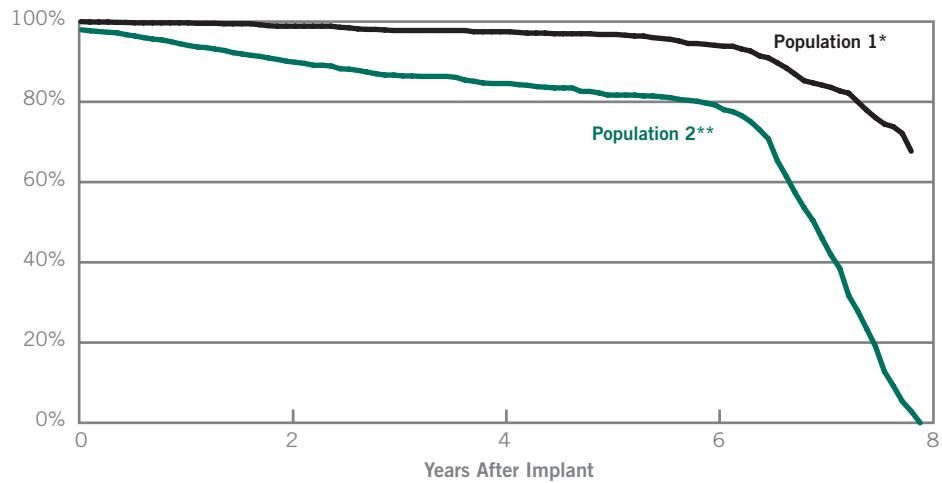
AddVent® (Model 2060)	
US Market Release	May 1999
Registered US Implants	353
Estimated Longevity	9.3 Years
Number of Advisories	None



Year	1	2	3	at 38 months	
Survival Probability	99.71%	99.31%	98.87%	98.87%	
± 1 standard error	0.29%	0.50%	0.66%	0.66%	
Sample Size	300	300	200	200	

**Meta™ DDDR (Model 1256D)
Tempo® D (Model 2902); Tempo® DR (Model 2102)**

Population 1*		Population 2**	
(These models are no longer being manufactured)		(These models are no longer being manufactured)	
US Market Release	(1256D) April 1997 (2902/2102) August 1997	US Market Release	(1256D) April 1997 (2902/2102) August 1997
Registered US Implants	1,037	Registered US Implants	2,579
Estimated Longevity	(1256D) 5.0 Years (2902/2102) 5.5 Years	Estimated Longevity	(1256D) 5.0 Years (2902/2102) 5.5 Years
Number of Advisories	None	Number of Advisories (see pages 180-185)	(1256D/2102) Three (2902) Two

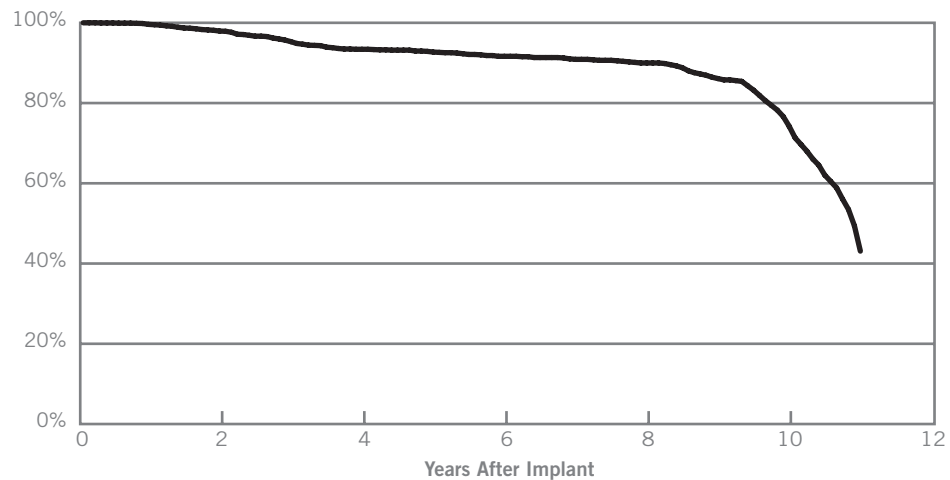


Population 1*				
Year	2	4	6	at 94 months
Survival Probability	98.86%	97.47%	94.09%	67.70%
± 1 standard error	0.36%	0.56%	0.95%	2.33%
Sample Size	800	600	500	200

Population 2**				
Year	2	4	6	at 95 months
Survival Probability	90.12%	93.51%	86.34%	0.00%
± 1 standard error	0.26%	0.73%	1.05%	0.00%
Sample Size	2000	1200	700	100

PULSE GENERATORS

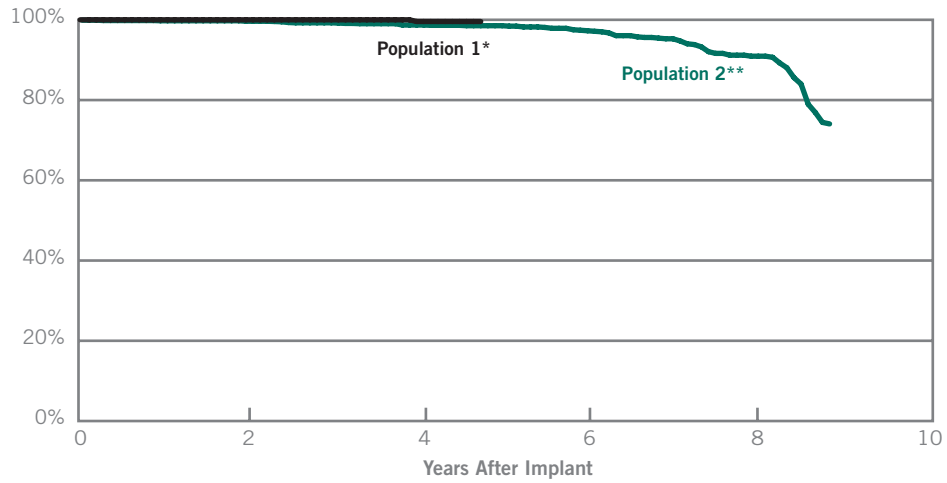
Meta™ DDDR (Model 1256)	
US Market Release	April 1997
Registered US Implants	2,582
Estimated Longevity	6.6 Years
Number of Advisories (see pages 180-185)	One



Year	2	4	6	8	10	at 132 months
Survival Probability	97.94%	93.40%	91.65%	89.99%	74.21%	43.10%
± 1 standard error	0.29%	0.57%	0.68%	0.80%	1.59%	2.24%
Sample Size	2100	1400	1000	700	400	200

Trilogy® DC+ (Model 2318)

Population 1*		Population 2**	
(These models are no longer being manufactured)		(These models are no longer being manufactured)	
US Market Release	January 1997	US Market Release	January 1997
Registered US Implants	436	Registered US Implants	2,291
Estimated Longevity	5.0 Years	Estimated Longevity	5.0 Years
Number of Advisories	None	Number of Advisories (see pages 180-185)	Two



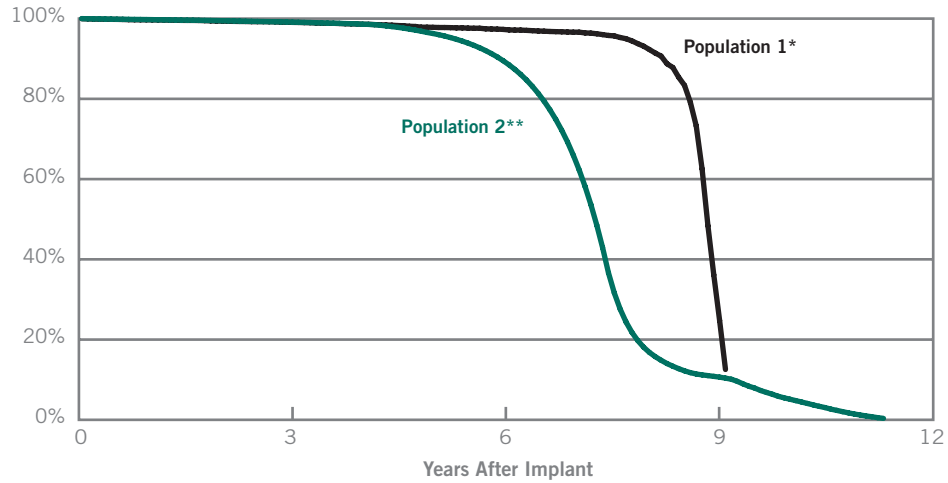
Population 1*					
Year	2	4	at 57 months		
Survival Probability	100.00%	99.58%	99.58%		
± 1 standard error	0.00%	0.00%	0.42%		
Sample Size	300	200	200		

Population 2**					
Year	2	4	6	8	at 106 months
Survival Probability	99.64%	98.70%	97.27%	90.93%	74.06%
± 1 standard error	0.11%	0.29%	0.48%	1.14%	2.31%
Sample Size	1800	1300	900	400	200

PULSE GENERATORS

Trilogy® DR+ (Model 2360 & 2364)

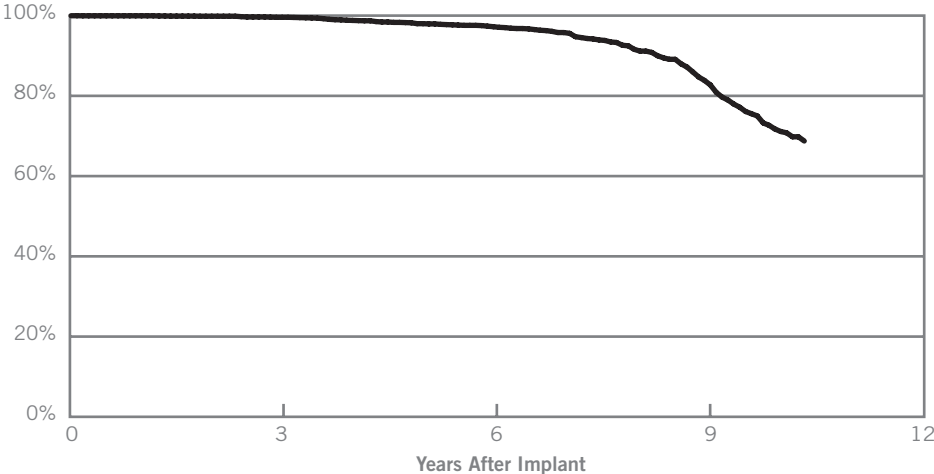
Population 1*		Population 2**	
(These models are no longer being manufactured)		(These models are no longer being manufactured)	
US Market Release	September 1996	US Market Release	September 1996
Registered US Implants	7,029	Registered US Implants	58,754
Estimated Longevity	5.0 Years	Estimated Longevity	5.0 Years
Number of Advisories	None	Number of Advisories (see pages 180-185)	Two



Population 1*				
Year	3	6	9	at 111 months
Survival Probability	99.10%	97.38%	48.37%	12.55%
± 1 standard error	0.12%	0.24%	1.30%	1.19%
Sample Size	5200	3300	1100	300

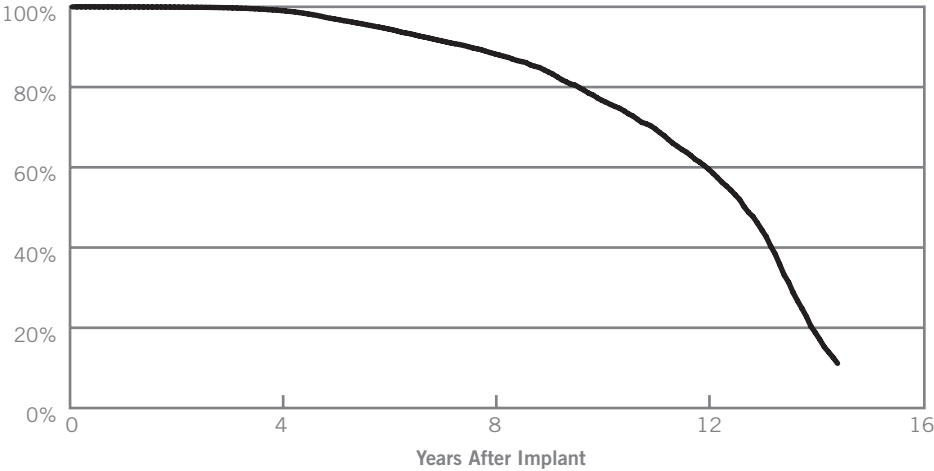
Population 2**				
Year	3	6	9	at 138 months
Survival Probability	99.16%	90.44%	11.02%	0.36%
± 1 standard error	0.04%	0.08%	0.30%	0.25%
Sample Size	44300	28600	9300	300

Paragon™ III (Models 2304, 2314, 2315)	
US Market Release	October 1994
Registered US Implants	3,823
Estimated Longevity	6.3 Years
Number of Advisories	None



Year	3	6	9	at 126 months
Survival Probability	99.58%	97.37%	84.70%	68.75%
± 1 standard error	0.11%	0.34%	1.27%	2.14%
Sample Size	2700	1600	500	200

Synchrony® III (Models 2028 & 2029)	
US Market Release	February 1993
Registered US Implants	43,324
Estimated Longevity	5.5 Years
Number of Advisories	None

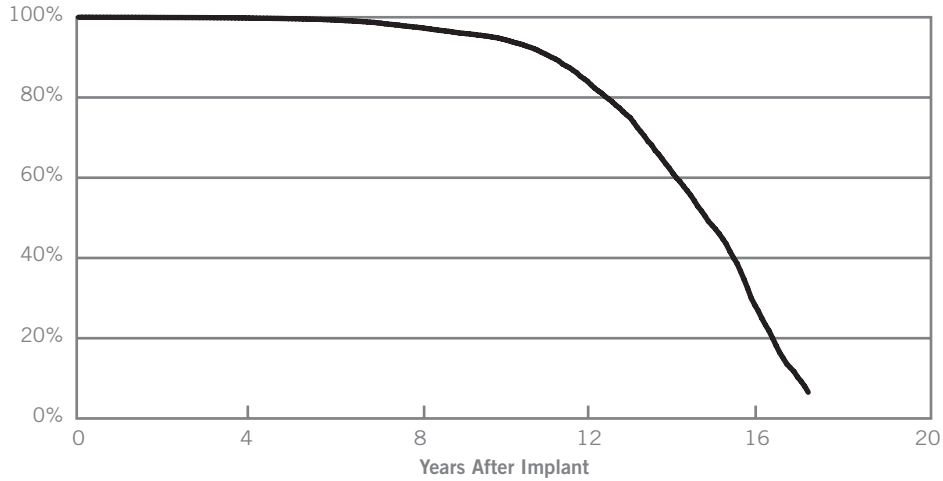


Year	4	8	12	at 173 months
Survival Probability	99.06%	88.26%	59.55%	11.13%
± 1 standard error	0.05%	0.27%	0.85%	0.77%
Sample Size	29300	7200	1500	200

PULSE GENERATORS

Synchrony® II (Models 2022 & 2023)

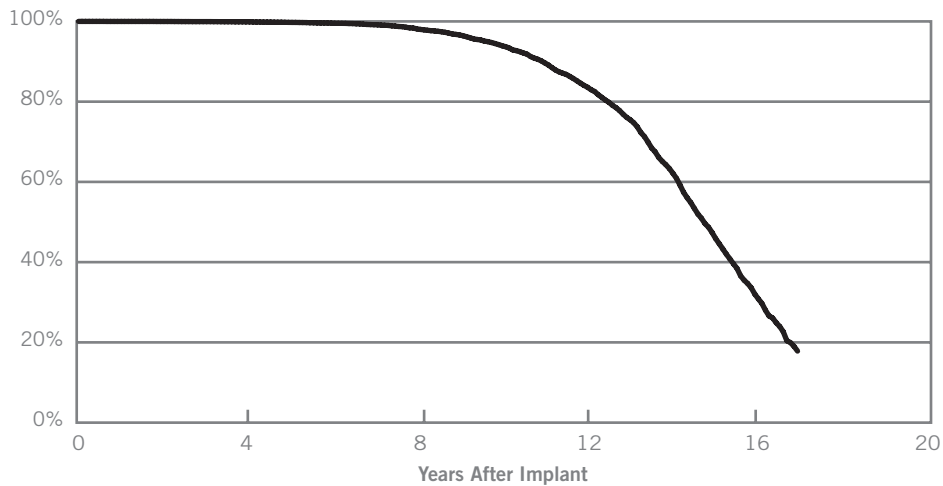
US Market Release	June 1990
Registered US Implants	47,160
Estimated Longevity	8.0 Years
Number of Advisories	None



Year	4	8	12	16	at 206 months
Survival Probability	99.82%	97.51%	84.03%	26.74%	6.54%
± 1 standard error	0.02%	0.10%	0.37%	0.73%	0.48%
Sample Size	34000	19600	6100	1200	200

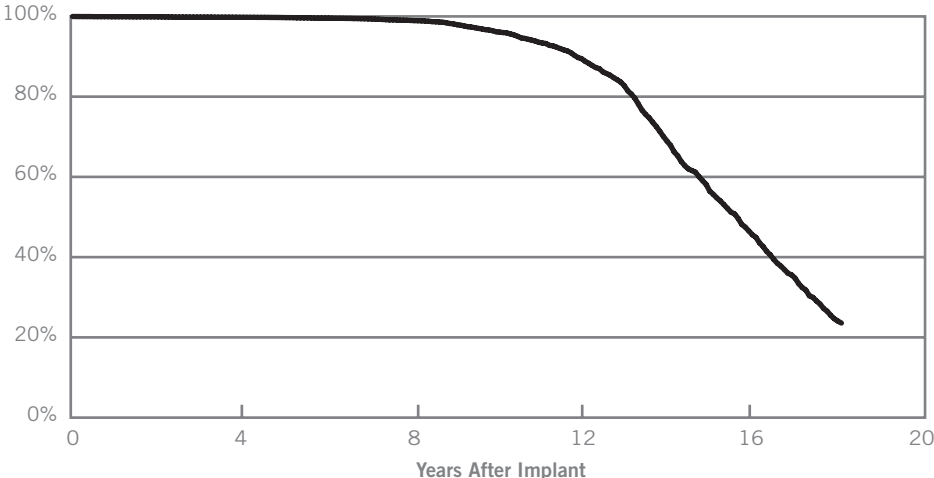
Paragon™ II (Model 2016)

US Market Release	April 1989
Registered US Implants	29,069
Estimated Longevity	7.7 Years
Number of Advisories	None



Year	4	8	12	16	at 203 months
Survival Probability	99.89%	98.15%	83.59%	30.84%	17.84%
± 1 standard error	0.02%	0.12%	0.54%	1.14%	1.06%
Sample Size	18600	9600	2900	500	200

Paragon™ (Models 2010, 2011 & 2012)	
US Market Release	September 1988
Registered US Implants	16,679
Estimated Longevity	7.2 Years
Number of Advisories	None



Year	4	8	12	16	at 217 months
Survival Probability	99.78%	98.99%	89.47%	45.56%	23.58%
± 1 standard error	0.04%	0.11%	0.52%	1.26%	1.29%
Sample Size	11100	6100	2500	600	200

SUMMARY & LONGEVITY INFORMATION

Pulse Generators

Dual-Chamber



ST. JUDE MEDICAL™

MORE CONTROL. LESS RISK.

PULSE GENERATORS

Malfunction and Normal Battery Depletion Summary Information*

Models	Family	US Market Release Date	Registered US Implants	Estimated Active US Implants	Malfunctions w/ Compromised Therapy	Malfunctions w/o Compromised Therapy	Malfunctions w/o Compromised Therapy (under advisory)	Malfunctions w/o Compromised Therapy (premature battery depletion)	Total Malfunctions	Total Normal Battery Depletion
5820	Zephyr DR	Mar-07	7530	7247	0	0	0	0	0	0
5826	Zephyr XL DR	Mar-07	26439	25808	0	2	0	0	2	0
5810	Victory DR	Dec-05	20815	18357	0	1	0	0	1	0
5816	Victory XL DR	Dec-05	48719	44989	0	12	0	0	12	0
5366	Integrity ADx DR	May-03	7926	6509	0	1	0	0	1	4
5356/5357/5256	Verity ADx XL DR/ DR(M/S)/DC	May-03	15933	12318	0	6	0	1	7	16
5360	Integrity ADx DR	May-03	5780	4087	0	4	0	0	4	152
5380	Identity ADx DR	Mar-03	51153	35762	2	55	0	8	65	1684
5386/5286	Identity ADx XL DR/DC	Mar-03	59272	48686	1	22	0	0	23	40
5370	Identity	Nov-01	58103	23357	5	231	20	9	265	9920
5376	Identity XL	Nov-01	51182	34980	6	47	6	1	60	404
5336	Integrity μ DR	Dec-00	29277	6237	8	69	0	1	78	7008
5342/5346	Integrity AFx DR	Apr-00/Jul-01	47299	22983	6	57	0	0	63	1768
5430	Affinity VDR	Apr-00	650	247	0	0	0	0	0	4
5326/5226	Entity DR/DC	Jun-99	21767	8136	3	24	0	1	28	976
5330/5331/5230	Affinity DR/DC	Jan-99/Jun-99	65376	21643	15	138	65	0	218	5208

*Based on returned product analysis as of June 30, 2008.

**Including Normal Battery Depletion
Summary Information***

Models	Family	Survival Probability							
		1 year	2 year	3 year	4 year	5 year	6 year	7 year	8 year
5820	Zephyr DR	100.00%							
5826	Zephyr XL DR	99.86%							
5810	Victory DR	99.79%	99.75%						
5816	Victory XL DR	99.72%	99.72%						
5366	Integrity ADx DR	99.78%	99.55%	99.30%	99.30%				
5356/5357/5256	Verity ADx XL DR/ DR(M/S)/DC	99.60%	99.32%	98.86%	98.45%				
5360	Integrity ADx DR	99.53%	99.01%	98.06%					
5380	Identity ADx DR	99.59%	99.09%	97.28%					
5386/5286	Identity ADx XL DR/DC	99.46%	99.03%	98.67%	98.39%				
5370	Identity	99.69%	99.12%	97.16%	82.48%				
5376	Identity XL	99.68%	99.40%	98.92%	98.06%	97.23%	95.58%		
5336	Integrity μ DR	99.66%	98.91%	96.26%	83.67%	54.19%			
5342/5346	Integrity AFx DR	99.96%	99.81%	99.51%	99.15%	97.67%	95.07%	90.95%	
5430	Affinity VDR	100.00%	100.00%	100.00%	98.88%	97.64%			
5326/5226	Entity DR/DC	99.96%	99.82%	99.47%	98.57%	96.66%	92.92%	88.77%	
5330/5331/5230	Affinity DR/DC	99.87%	99.76%	99.40%	98.66%	96.97%	92.88%	87.00%	76.68%

**Excluding Normal Battery Depletion
Summary Information***

Models	Family	Survival Probability							
		1 year	2 year	3 year	4 year	5 year	6 year	7 year	8 year
5820	Zephyr DR	100.00%							
5826	Zephyr XL DR	99.86%							
5810	Victory DR	99.79%	99.75%						
5816	Victory XL DR	99.72%	99.72%						
5366	Integrity ADx DR	99.99%	99.99%	99.99%	99.99%				
5356/5357/5256	Verity ADx XL DR/ DR(M/S)/DC	99.96%	99.96%	99.95%	99.91%				
5360	Integrity ADx DR	99.96%	99.96%	99.96%					
5380	Identity ADx DR	99.98%	99.97%	99.87%					
5386/5286	Identity ADx XL DR/DC	99.98%	99.97%	99.96%	99.94%				
5370	Identity	99.97%	99.93%	99.82%	99.48%				
5376	Identity XL	99.96%	99.93%	99.91%	99.89%	99.84%	99.79%		
5336	Integrity μ DR	99.95%	99.91%	99.73%	99.69%	99.54%			
5342/5346	Integrity AFx DR	99.97%	99.95%	99.93%	99.90%	99.85%	99.83%	99.80%	
5430	Affinity VDR	100.00%	100.00%	100.00%	100.00%	100.00%			
5326/5226	Entity DR/DC	99.96%	99.94%	99.90%	99.86%	99.85%	99.85%	99.80%	
5330/5331/5230	Affinity DR/DC	99.87%	99.82%	99.78%	99.72%	99.67%	99.62%	99.58%	99.50%

*Based on returned product analysis as of June 30, 2008.

PULSE GENERATORS
Single-Chamber



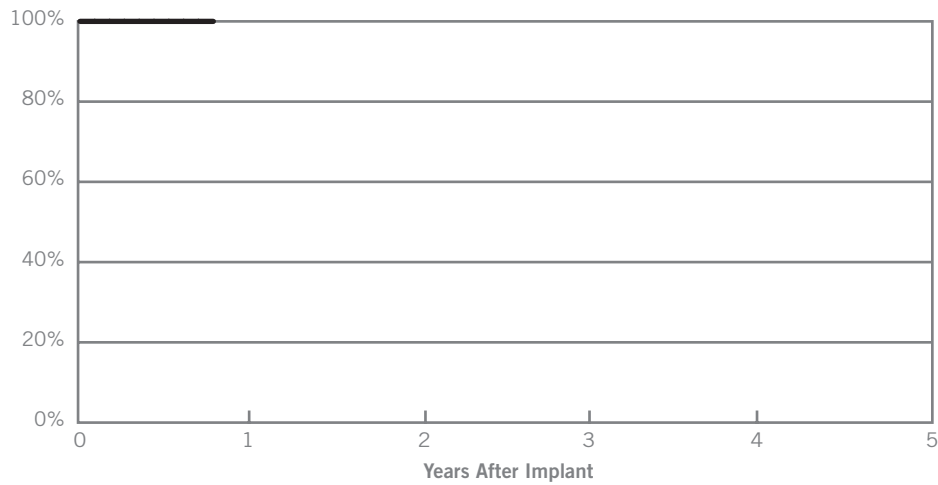
ST. JUDE MEDICAL™
MORE CONTROL. LESS RISK.

PULSE GENERATORS

Zephyr™ XL SR (Model 5626)

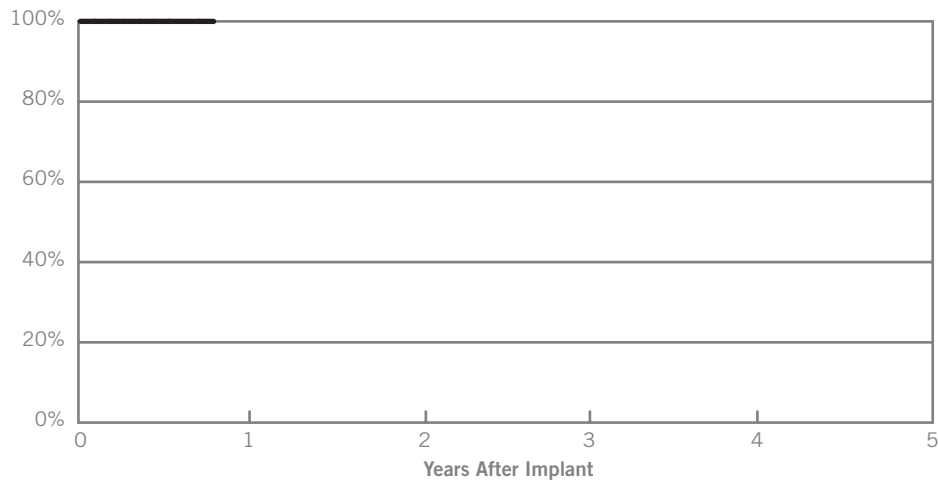
US Market Release	May 2007	Normal Battery Depletion	0
Registered US Implants	4,108	Malfunctions	0
Estimated Active US Implants	3,943	Malfunctions w/ Compromised Therapy	0
Estimated Longevity	15.8 Years	Malfunctions w/o Compromised Therapy	0
		Number of Advisories	None

Including Normal Battery Depletion



Year	at 10 months				
Survival Probability	100.00%				
± 1 standard error	0.00%				
Sample Size	200				

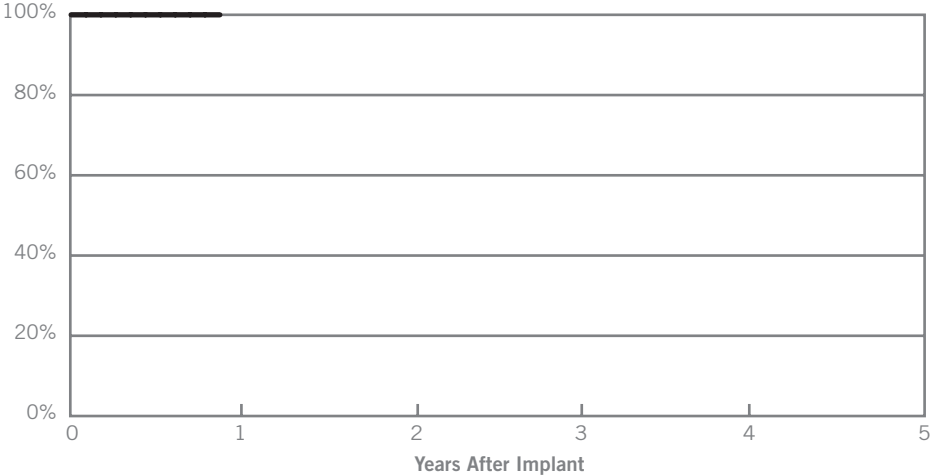
Excluding Normal Battery Depletion



Year	at 10 months				
Survival Probability	100.00%				
± 1 standard error	0.00%				

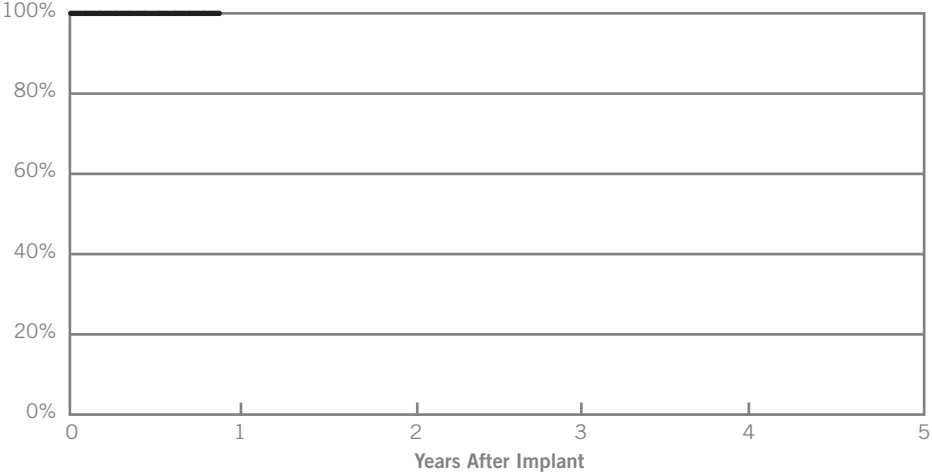
Zephyr™ SR (Model 5620)			
US Market Release	March 2007	Normal Battery Depletion	0
Registered US Implants	2,153	Malfunctions	0
Estimated Active US Implants	2,029	Malfunctions w/ Compromised Therapy	0
Estimated Longevity	8.8 Years	Malfunctions w/o Compromised Therapy	0
		Number of Advisories	None

Including Normal Battery Depletion



Year	at 11 months				
Survival Probability	100.00%				
± 1 standard error	0.00%				
Sample Size	100				

Excluding Normal Battery Depletion

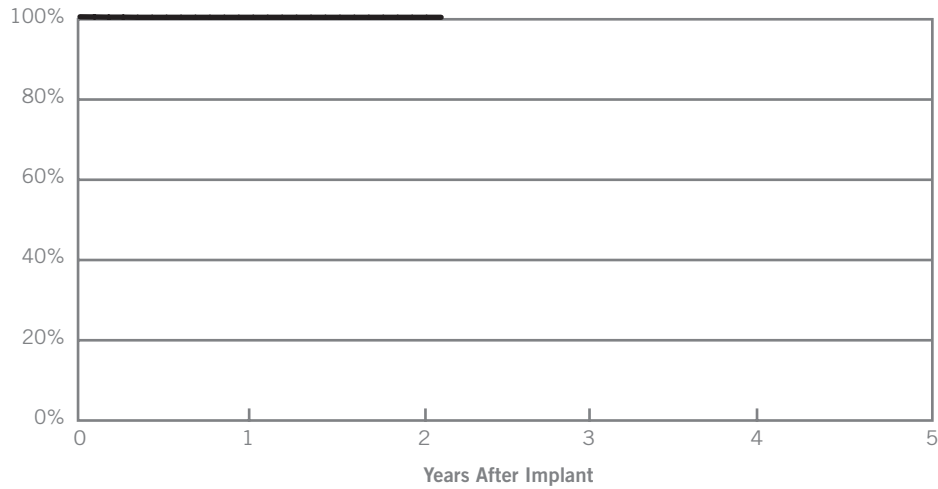


Year	at 11 months				
Survival Probability	100.00%				
± 1 standard error	0.00%				

PULSE GENERATORS

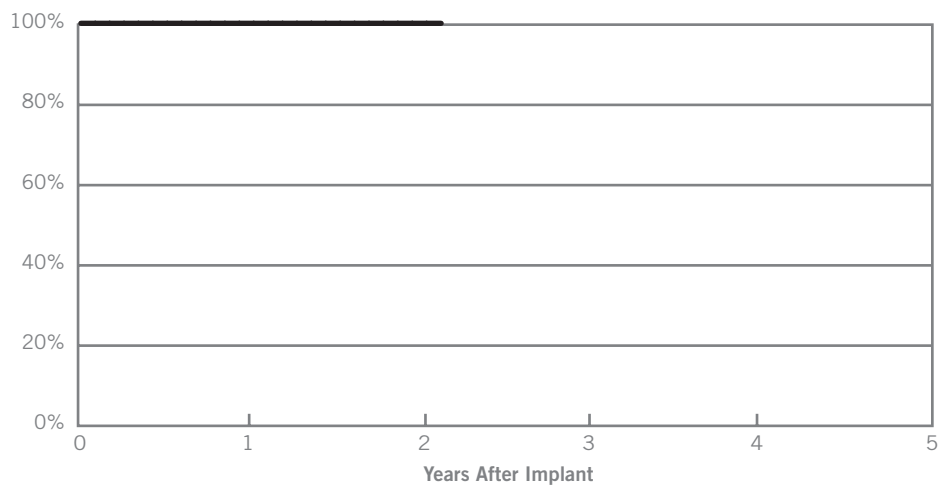
Victory® SR (Model 5610)			
US Market Release	December 2005	Normal Battery Depletion	0
Registered US Implants	10,214	Malfunctions	0
Estimated Active US Implants	8,707	Malfunctions w/ Compromised Therapy	0
Estimated Longevity	8.8 Years	Malfunctions w/o Compromised Therapy	0
		Number of Advisories	None

Including Normal Battery Depletion



Year	1	2	at 26 months		
Survival Probability	100.00%	100.00%	100.00%		
± 1 standard error	0.00%	0.00%	0.00%		
Sample Size	8400	3000	100		

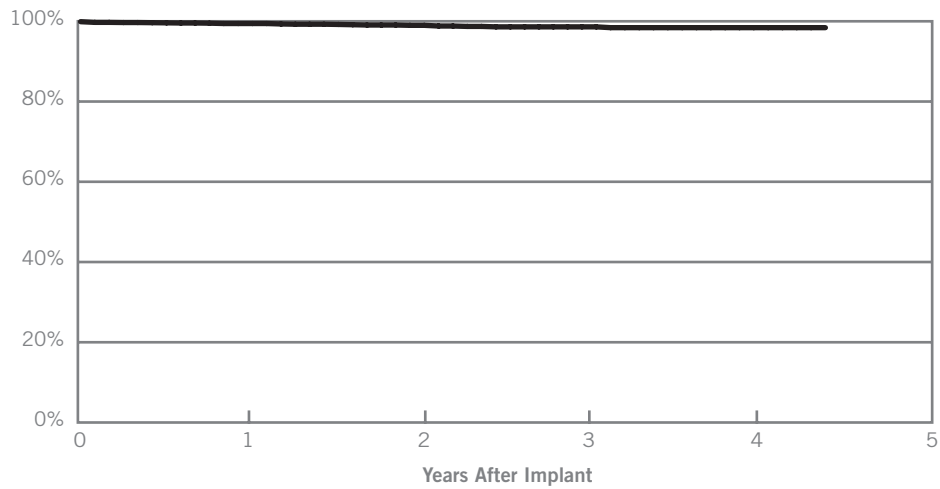
Excluding Normal Battery Depletion



Year	1	2	at 26 months		
Survival Probability	100.00%	100.00%	100.00%		
± 1 standard error	0.00%	0.00%	0.00%		

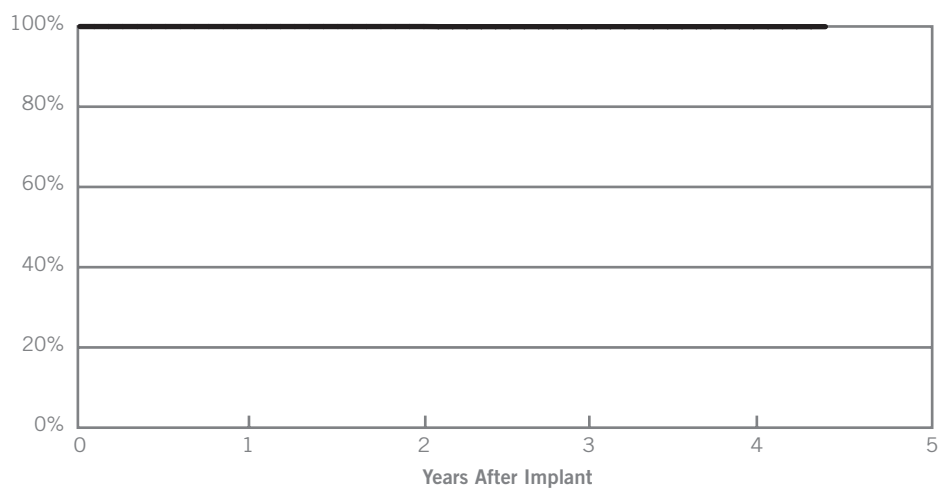
Verity® ADx XL SR (Model 5156); Verity® ADx XL SR M/S (Model 5157M/S); Verity® ADx XL SC (Model 5056)			
US Market Release	May 2003	Normal Battery Depletion	4
Registered US Implants	12,279	Malfunctions	4
Estimated Active US Implants	8,990	Malfunctions w/ Compromised Therapy	1
Estimated Longevity	10.2 Years	Malfunctions w/o Compromised Therapy	3
		Number of Advisories	None

Including Normal Battery Depletion



Year	1	2	3	4	at 53 months
Survival Probability	99.44%	98.99%	98.61%	98.41%	98.41%
± 1 standard error	0.07%	0.10%	0.15%	0.18%	0.18%
Sample Size	11200	6900	3800	1500	100

Excluding Normal Battery Depletion

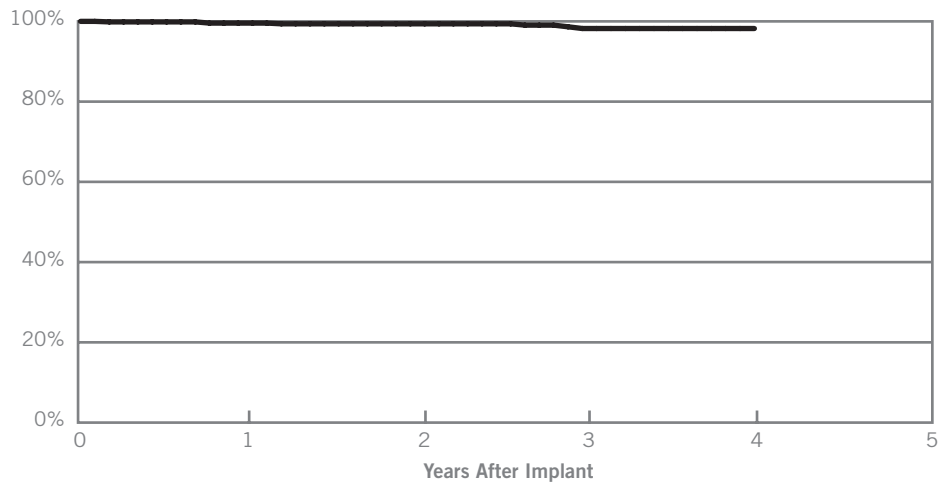


Year	1	2	3	4	at 53 months
Survival Probability	99.98%	99.98%	99.95%	99.95%	99.95%
± 1 standard error	0.01%	0.01%	0.03%	0.03%	0.03%

PULSE GENERATORS

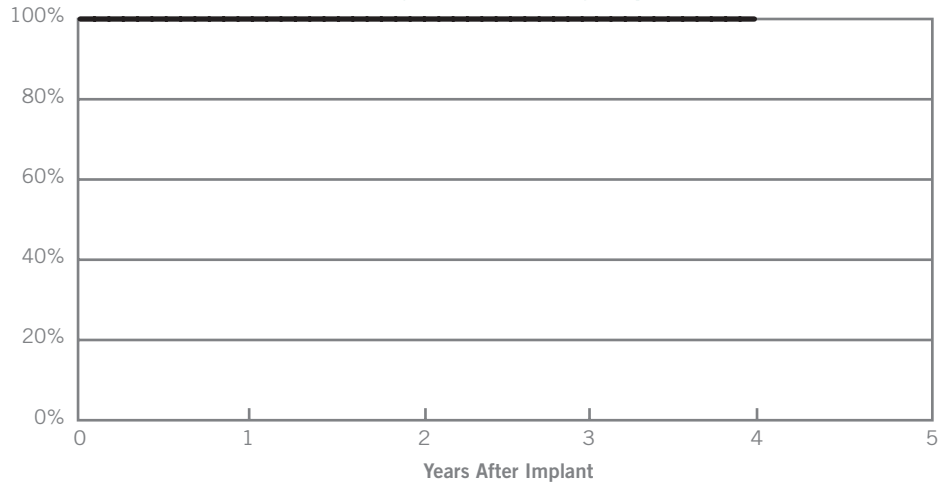
Integrity® ADx SR (Model 5160)			
US Market Release	May 2003	Normal Battery Depletion	20
Registered US Implants	3,377	Malfunctions	0
Estimated Active US Implants	2,205	Malfunctions w/ Compromised Therapy	0
Estimated Longevity	5.7 Years	Malfunctions w/o Compromised Therapy	0
		Number of Advisories	None

Including Normal Battery Depletion



Year	1	2	3	4
Survival Probability	99.57%	99.39%	98.22%	98.22%
± 1 standard error	0.13%	0.15%	0.30%	0.37%
Sample Size	3200	2200	1400	600

Excluding Normal Battery Depletion

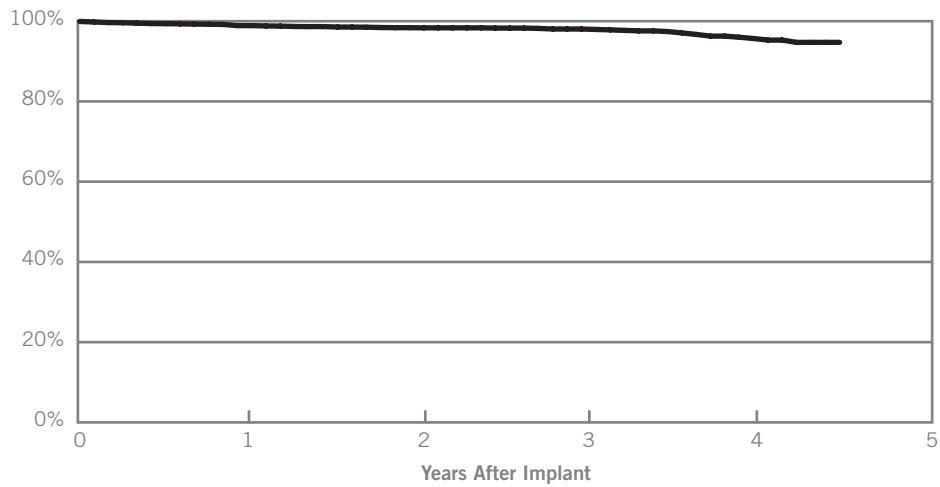


Year	1	2	3	4
Survival Probability	100.00%	100.00%	100.00%	100.00%
± 1 standard error	0.00%	0.00%	0.00%	0.00%

Identity® ADx SR (Model 5180)

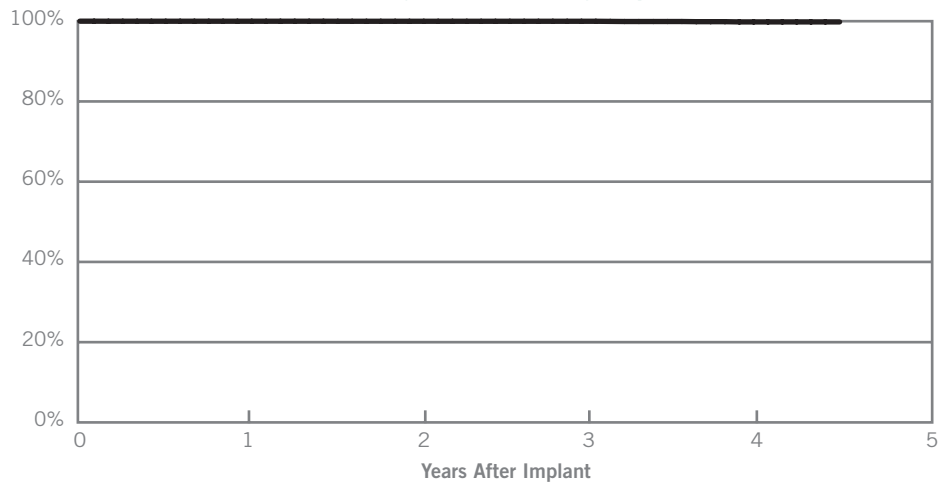
US Market Release	May 2003	Normal Battery Depletion	72
Registered US Implants	18,404	Malfunctions	7
Estimated Active US Implants	12,326	Malfunctions w/ Compromised Therapy	0
Estimated Longevity	5.7 Years	Malfunctions w/o Compromised Therapy	7
		Number of Advisories	None

Including Normal Battery Depletion



Year	1	2	3	4	at 54 months
Survival Probability	98.90%	98.38%	98.05%	95.68%	94.72%
± 1 standard error	0.07%	0.11%	0.13%	0.33%	0.50%
Sample Size	17600	12100	6900	2800	100

Excluding Normal Battery Depletion



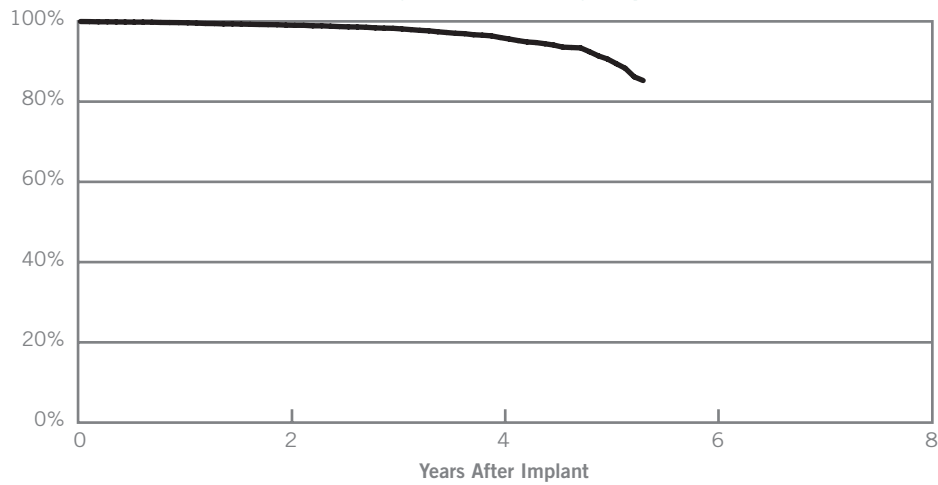
Year	1	2	3	4	at 54 months
Survival Probability	99.99%	99.98%	99.98%	99.82%	99.82%
± 1 standard error	0.01%	0.01%	0.01%	0.08%	0.08%

PULSE GENERATORS

Identity® SR (Model 5172)

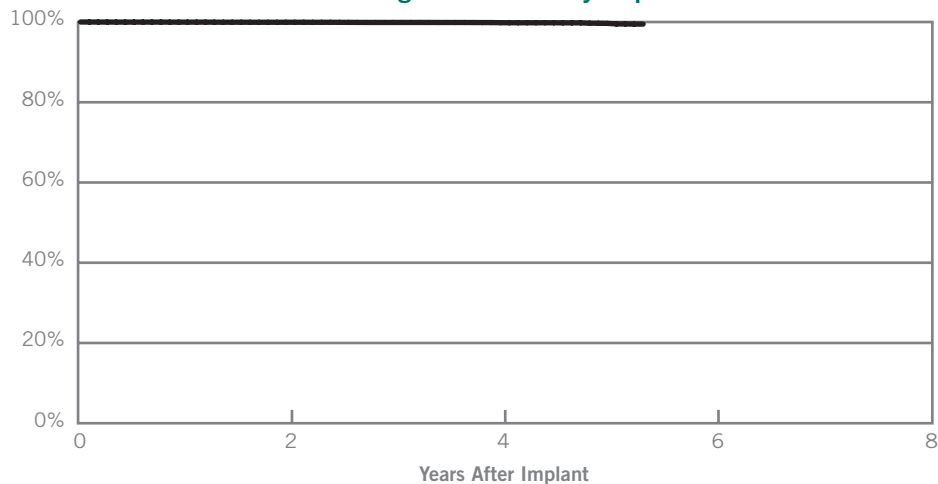
US Market Release	November 2001	Normal Battery Depletion	620
Registered US Implants	21,754	Malfunctions	30
Estimated Active US Implants	10,616	Malfunctions w/ Compromised Therapy (0 related to Advisory)	1
Estimated Longevity	7.8 Years	Malfunctions w/o Compromised Therapy (1 related to Advisory)	29
		Number of Advisories (see pages 180-185)	One

Including Normal Battery Depletion



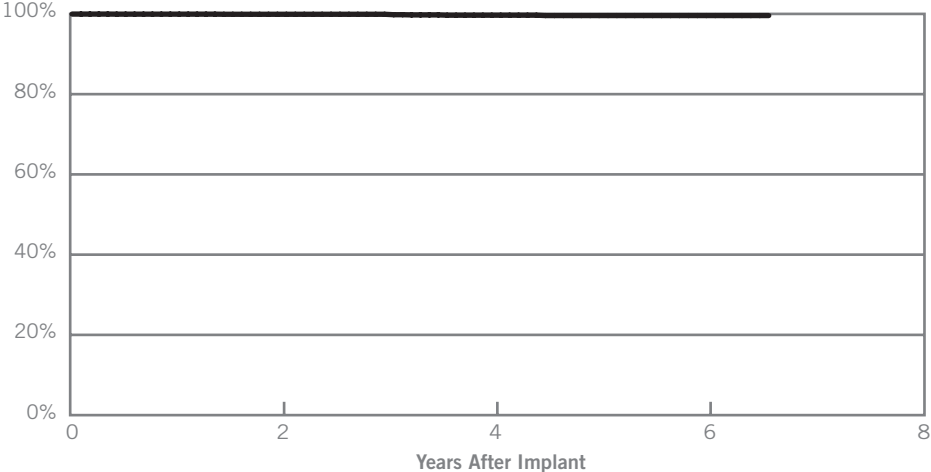
Year	2	4	at 64 months
Survival Probability	99.07%	95.97%	85.26%
± 1 standard error	0.07%	0.18%	0.57%
Sample Size	16700	8900	900

Excluding Normal Battery Depletion



Year	2	4	at 64 months
Survival Probability	99.94%	99.83%	99.48%
± 1 standard error	0.02%	0.04%	0.11%

Microny® (Models 2425T, 2525T & 2535K)	
US Market Release	April 2001
Registered US Implants	5,590
Estimated Longevity	7.5 Years
Number of Advisories	None

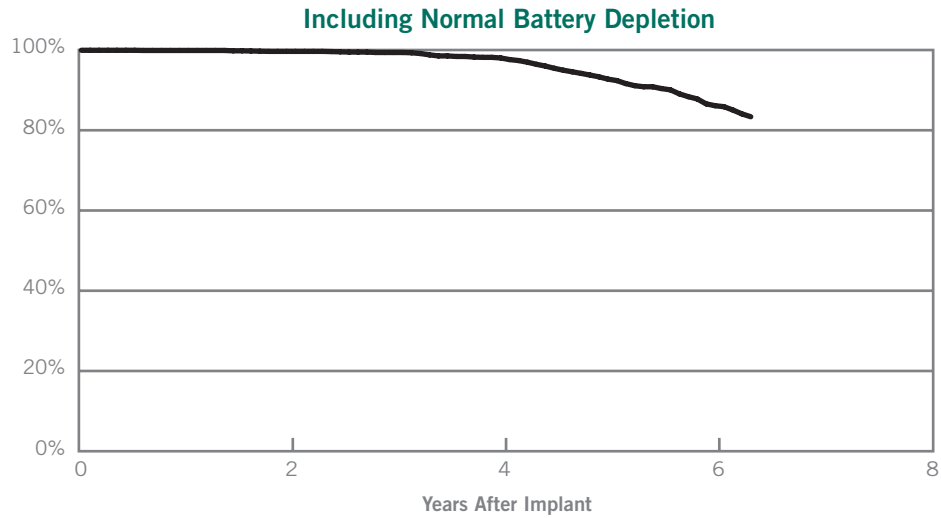


Year	2	4	6	at 79 months
Survival Probability	99.91%	99.68%	99.59%	99.59%
± 1 standard error	0.05%	0.12%	0.15%	0.15%
Sample Size	2900	1400	400	200

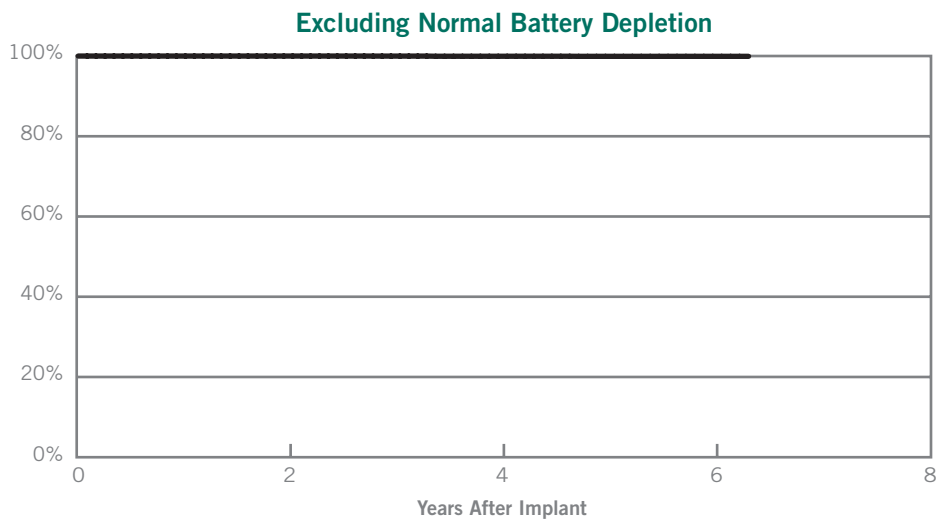
PULSE GENERATORS

Integrity® μ SR (Model 5136)

US Market Release	December 2000	Normal Battery Depletion	580
Registered US Implants	11,929	Malfunctions	5
Estimated Active US Implants	3,809	Malfunctions w/ Compromised Therapy	0
Estimated Longevity	5.3 Years	Malfunctions w/o Compromised Therapy	5
		Number of Advisories	None

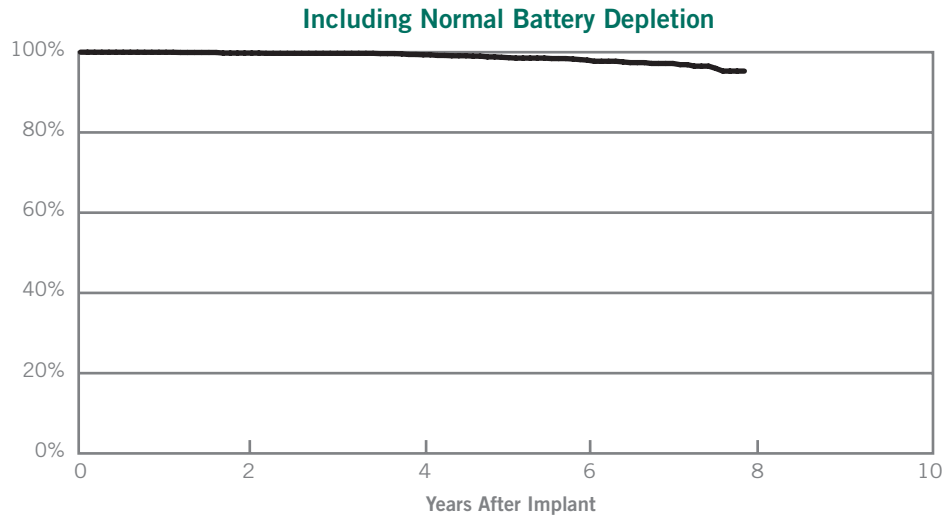


Year	2	4	6	at 76 months
Survival Probability	99.66%	98.01%	86.12%	83.37%
± 1 standard error	0.06%	0.17%	0.60%	0.72%
Sample Size	9400	6300	2700	600

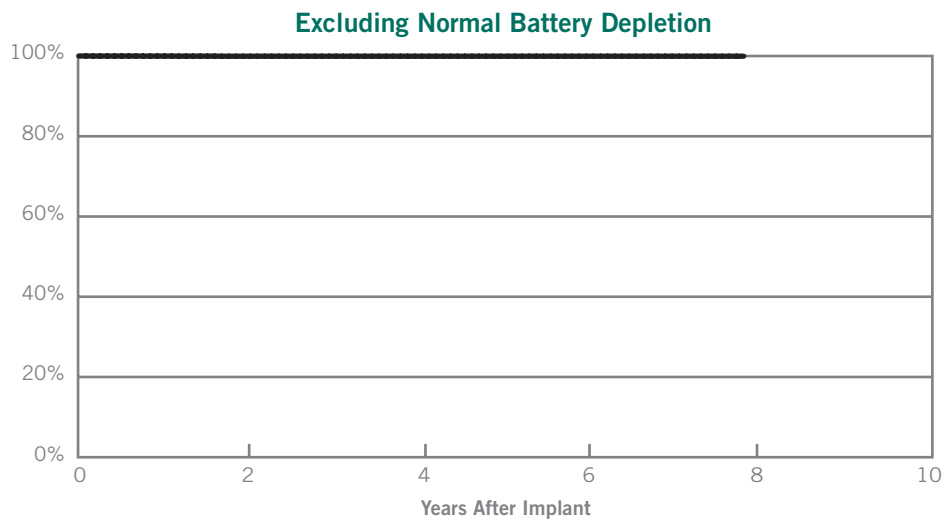


Year	2	4	6	at 76 months
Survival Probability	99.99%	99.94%	99.92%	99.92%
± 1 standard error	0.01%	0.03%	0.04%	0.04%

Integrity® SR (Model 5142)			
US Market Release	April 2000	Normal Battery Depletion	48
Registered US Implants	10,455	Malfunctions	4
Estimated Active US Implants	3,948	Malfunctions w/ Compromised Therapy	1
Estimated Longevity	8.6 Years	Malfunctions w/o Compromised Therapy	3
		Number of Advisories	None



Year	2	4	6	at 94 months
Survival Probability	99.78%	99.43%	98.02%	95.29%
± 1 standard error	0.05%	0.09%	0.20%	0.57%
Sample Size	8700	6200	3700	100



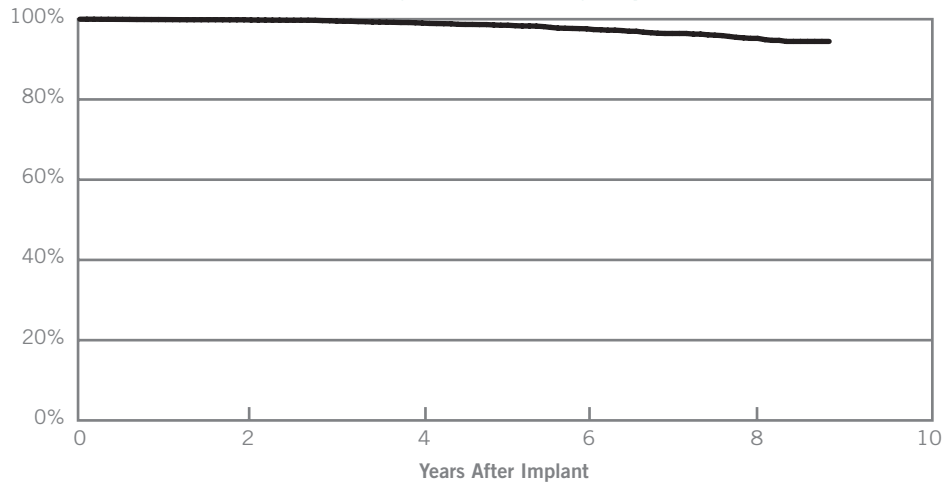
Year	2	4	6	at 94 months
Survival Probability	99.95%	99.95%	99.95%	99.95%
± 1 standard error	0.02%	0.02%	0.02%	0.02%

PULSE GENERATORS

Affinity® SR (Models 5130 & 5131)

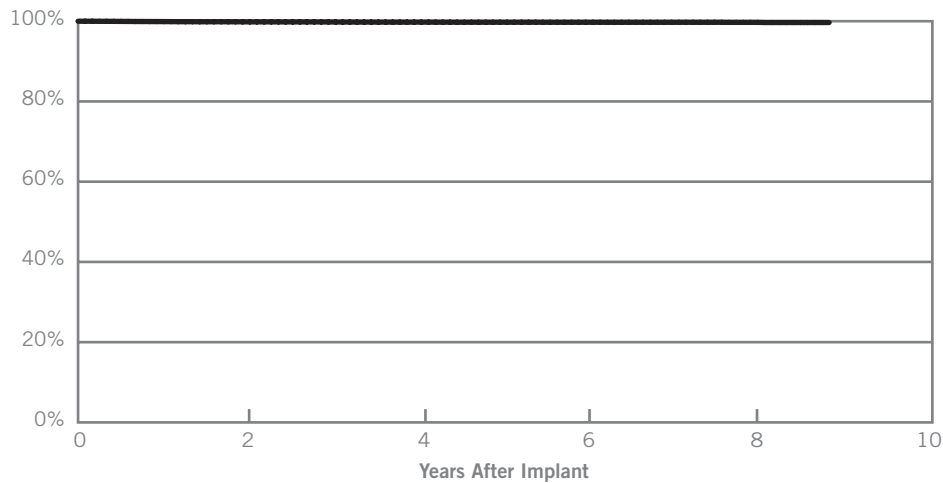
US Market Release	(5130) January 1999 (5131) June 1999	Normal Battery Depletion	248
		Malfunctions	57
Registered US Implants	28,565	Malfunctions w/ Compromised Therapy (0 related to Advisory)	4
Estimated Active US Implants	8,725	Malfunctions w/o Compromised Therapy (17 related to Advisory)	53
Estimated Longevity	8.6 Years	Number of Advisories (see pages 180-185)	One

Including Normal Battery Depletion



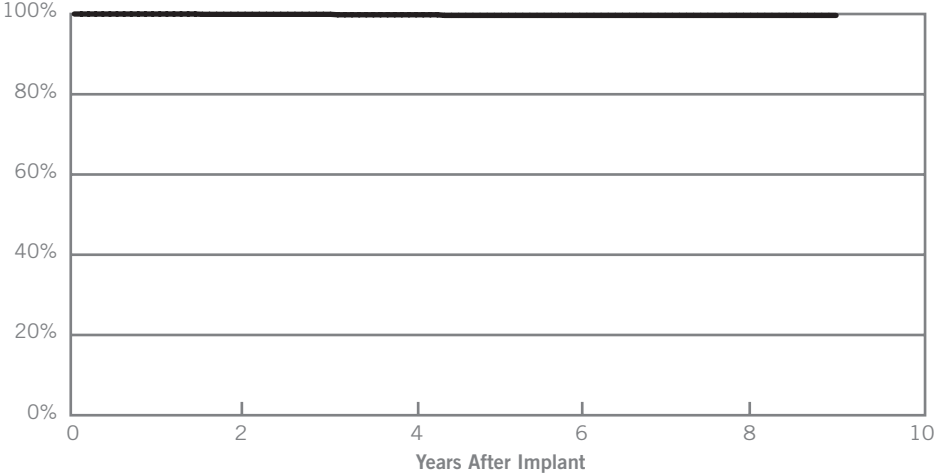
Year	2	4	6	8	at 106 months
Survival Probability	99.85%	99.11%	97.60%	95.22%	94.46%
± 1 standard error	0.03%	0.07%	0.14%	0.25%	0.32%
Sample Size	23100	16700	10600	4300	100

Excluding Normal Battery Depletion



Year	2	4	6	8	at 106 months
Survival Probability	99.84%	99.77%	99.74%	99.71%	99.67%
± 1 standard error	0.03%	0.03%	0.04%	0.05%	0.06%

Regency® SC+ (Models 2400L & 2402L)	
US Market Release	May 1998
Registered US Implants	2,062
Estimated Longevity	9.1 Years
Number of Advisories	None

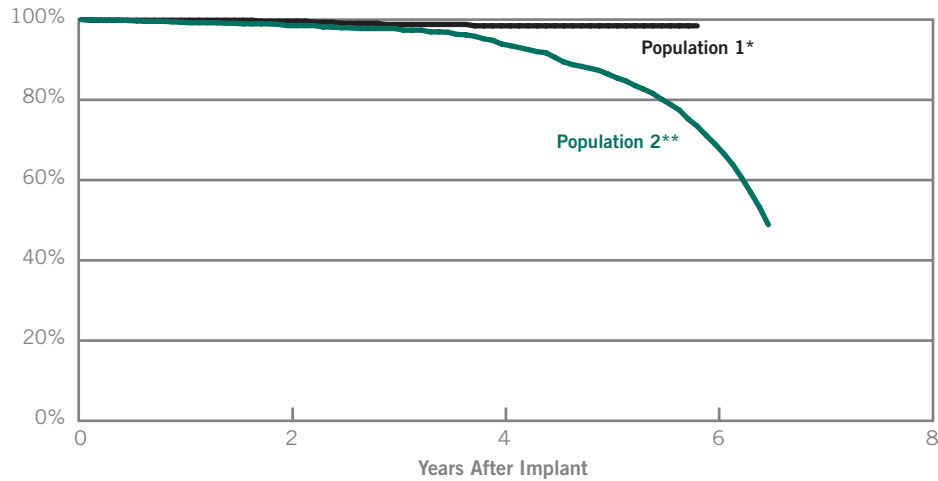


Year	2	4	6	8	at 108 months
Survival Probability	99.92%	99.81%	99.65%	99.65%	99.65%
± 1 standard error	0.08%	0.14%	0.21%	0.21%	0.21%
Sample Size	1200	800	500	200	200

PULSE GENERATORS

Tempo® V (Model 1102); Tempo® VR (Model 1902)

Population 1*		Population 2**	
(These models are no longer being manufactured)		(These models are no longer being manufactured)	
US Market Release	August 1997	US Market Release	August 1997
Registered US Implants	604	Registered US Implants	1,061
Estimated Longevity	5.3 Years	Estimated Longevity	5.3 Years
Number of Advisories	None	Number of Advisories (see pages 180-185)	Two

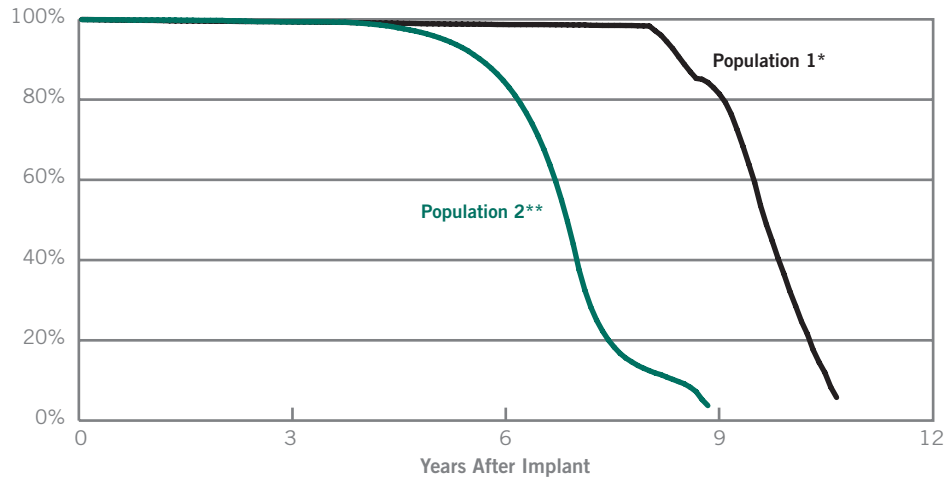


Population 1*				
Year	2	4	at 70 months	
Survival Probability	99.60%	98.45%	98.45%	
± 1 standard error	0.29%	0.64%	0.64%	
Sample Size	400	300	200	

Population 2**				
Year	2	4	6	at 78 months
Survival Probability	98.50%	93.93%	69.00%	48.87%
± 1 standard error	0.38%	0.89%	1.57%	1.67%
Sample Size	700	400	200	200

Trilogy® SR+ (Models 2260 & 2264)

Population 1*		Population 2**	
(These models are no longer being manufactured)		(These models are no longer being manufactured)	
US Market Release	March 1997	US Market Release	March 1997
Registered US Implants	15,323	Registered US Implants	2,775
Estimated Longevity	7.7 Years	Estimated Longevity	7.7 Years
Number of Advisories	None	Number of Advisories (see pages 180-185)	Two



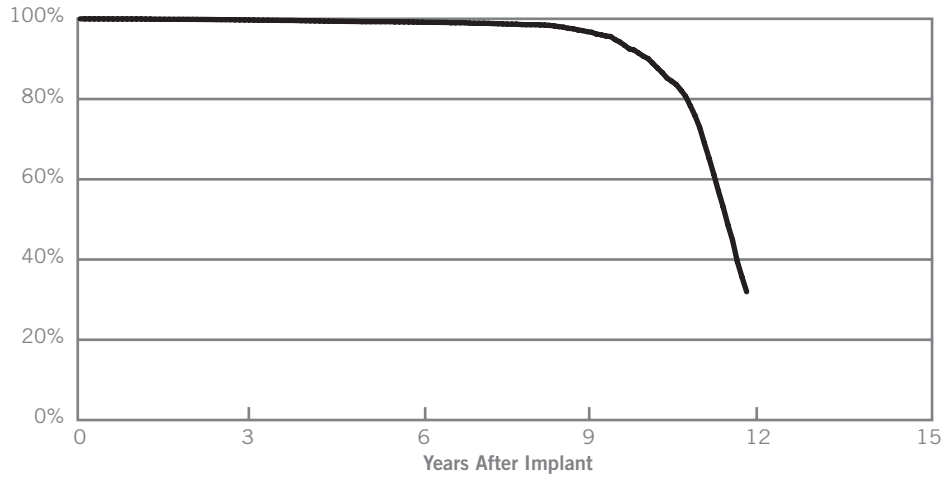
Population 1*				
Year	3	6	9	at 130 months
Survival Probability	99.39%	98.71%	84.27%	5.76%
± 1 standard error	0.07%	0.12%	0.63%	0.56%
Sample Size	9600	5700	2800	200

Population 2**				
Year	3	6	9	
Survival Probability	99.39%	86.38%	3.73%	
± 1 standard error	0.18%	0.24%	1.99%	
Sample Size	1600	900	500	

PULSE GENERATORS

Trilogy® SR (Model 2250)

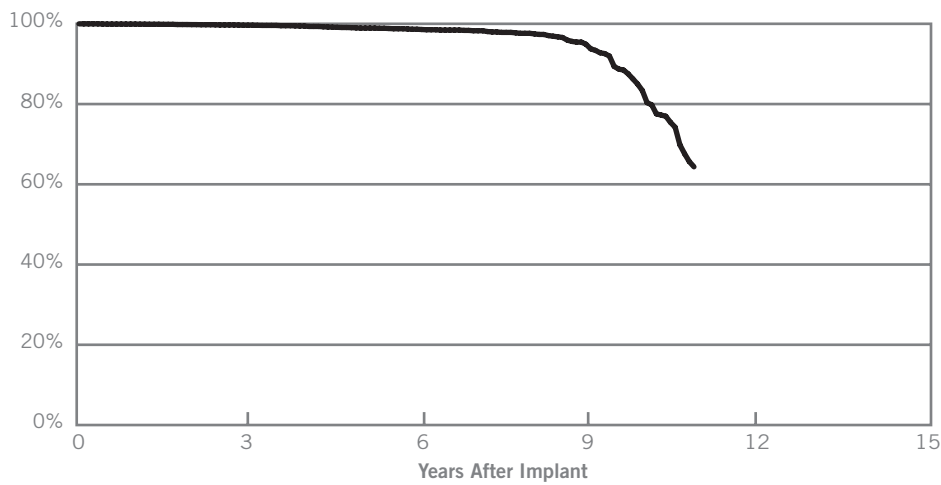
US Market Release	June 1995
Registered US Implants	12,414
Estimated Longevity	7.7 Years
Number of Advisories (see pages 180-185)	Two



Year	3	6	9	at 143 months	
Survival Probability	99.73%	99.20%	97.07%	31.98%	
± 1 standard error	0.05%	0.11%	0.30%	1.79%	
Sample Size	8100	4500	2200	200	

Phoenix® III (Models 2204 & 2205)

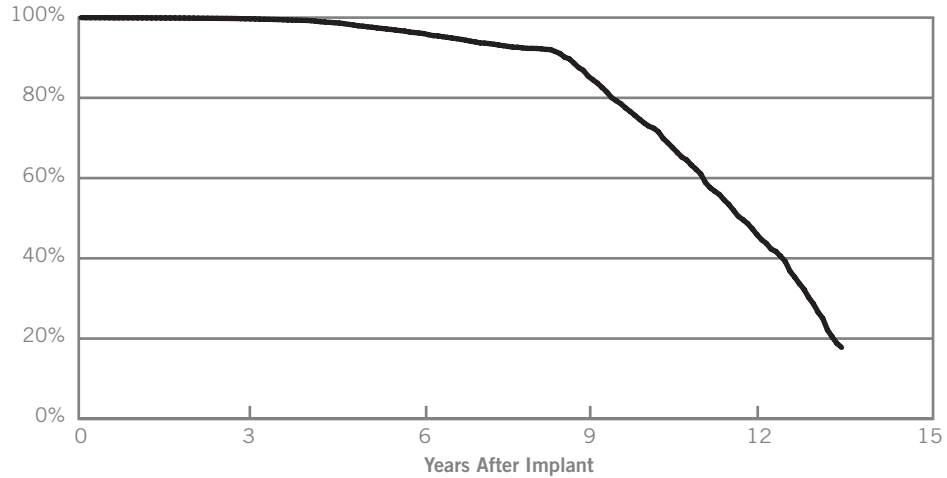
US Market Release	October 1994
Registered US Implants	6,748
Estimated Longevity	6.3 Years
Number of Advisories	None



Year	3	6	9	at 132 months	
Survival Probability	99.66%	98.65%	95.44%	64.36%	
± 1 standard error	0.08%	0.22%	0.69%	2.44%	
Sample Size	3600	1800	600	200	

Solus® II (Models 2006 & 2007)

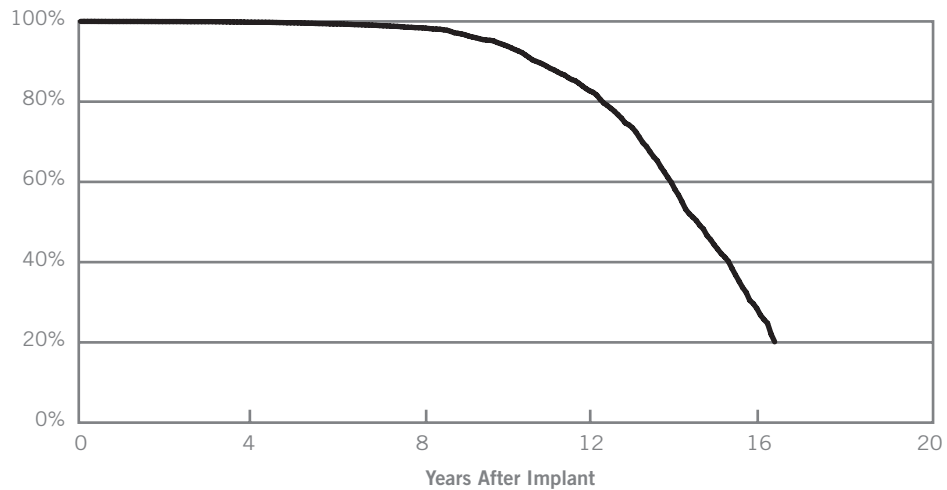
US Market Release	February 1993
Registered US Implants	32,331
Estimated Longevity	6.0 Years
Number of Advisories	None



Year	3	6	9	12	at 163 months
Survival Probability	99.71%	96.28%	86.86%	47.34%	17.80%
± 1 standard error	0.03%	0.16%	0.52%	1.24%	1.13%
Sample Size	20800	10900	2300	700	200

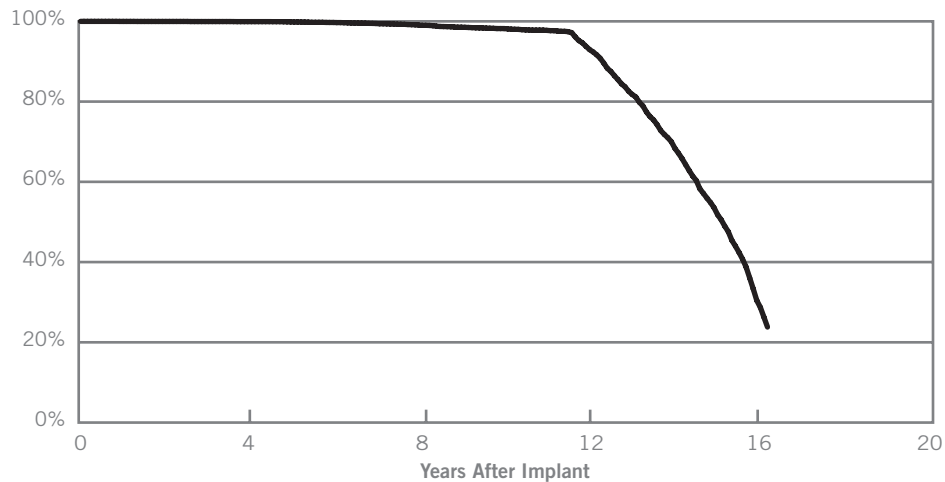
Phoenix® II (Models 2005, 2008 & 2009)

US Market Release	July 1990
Registered US Implants	26,790
Estimated Longevity	8.3 Years
Number of Advisories	None



Year	4	8	12	16	at 196 months
Survival Probability	99.80%	98.43%	82.71%	26.83%	20.15%
± 1 standard error	0.03%	0.15%	0.73%	1.32%	1.25%
Sample Size	12900	5500	1700	300	200

Solus® (Models 2002 & 2003)	
US Market Release	June 1990
Registered US Implants	23,867
Estimated Longevity	8.3 Years
Number of Advisories	None



Year	4	8	12	16	at 194 months
Survival Probability	99.93%	99.08%	92.97%	28.71%	23.81%
± 1 standard error	0.02%	0.10%	0.44%	1.45%	1.42%
Sample Size	14100	7200	2400	400	200

SUMMARY & LONGEVITY INFORMATION

Pulse Generators

Single-Chamber



ST. JUDE MEDICAL™

MORE CONTROL. LESS RISK.

PULSE GENERATORS

Malfunction and Normal Battery Depletion Summary Information*

Models	Family	US Market Release Date	Registered US Implants	Estimated Active US Implants	Malfunctions w/ Compromised Therapy	Malfunctions w/o Compromised Therapy	Malfunctions w/o Compromised Therapy (under advisory)	Malfunctions w/o Compromised Therapy (premature battery depletion)	Total Malfunctions	Total Normal Battery Depletion
5626	Zephyr XL SR	May-07	4108	3943	0	0	0	0	0	0
5620	Zephyr SR	Mar-07	2153	2029	0	0	0	0	0	0
5610	Victory SR	Dec-05	10198	8707	0	0	0	0	0	0
5160	Integrity Adx SR	May-03	3377	2205	0	0	0	0	0	20
5156/5157/5056	Verity Adx XL SR/ SR(M/S)/SC	May-03	12279	8990	1	3	0	0	4	4
5180	Identity Adx SR	May-03	18404	12326	0	5	0	2	7	72
5172	Identity SR	Nov-01	21754	10616	1	24	1	4	30	620
5136	Integrity μ SR	Dec-00	11929	3809	0	5	0	0	5	580
5142	Integrity SR	Apr-00	10455	3948	1	3	0	0	4	48
5130/5131	Affinity SR	Jan-99/Jun-99	28565	8725	4	36	17	0	57	248

*Based on returned product analysis as of June 30, 2008.

Including Normal Battery Depletion Summary Information*

Models	Family	Survival Probability							
		1 year	2 year	3 year	4 year	5 year	6 year	7 year	8 year
5626	Zephyr XL SR**								
5620	Zephyr SR**								
5610	Victory SR	99.83%	99.83%						
5160	Integrity Adx SR	99.57%	99.39%	98.22%	98.22%				
5156/5157/5056	Verity Adx XL SR/ SR(M/S)/SC	99.44%	98.99%	98.61%	98.41%				
5180	Identity Adx SR	98.90%	98.38%	98.05%	95.68%				
5172	Identity SR	99.69%	99.07%	98.27%	95.97%	90.62%			
5136	Integrity μ SR	99.89%	99.66%	99.38%	98.01%	92.74%	86.12%		
5142	Integrity SR	99.98%	99.78%	99.72%	99.43%	98.73%	98.02%	97.19%	
5130/5131	Affinity SR	99.91%	99.85%	99.62%	99.11%	98.49%	97.60%	96.44%	95.22%

Excluding Normal Battery Depletion Summary Information*

Models	Family	Survival Probability							
		1 year	2 year	3 year	4 year	5 year	6 year	7 year	8 year
5626	Zephyr XL SR**								
5620	Zephyr SR**								
5610	Victory SR	99.83%	99.83%						
5160	Integrity Adx SR	100.00%	100.00%	100.00%	100.00%				
5156/5157/5056	Verity Adx XL SR/ SR(M/S)/SC	99.98%	99.98%	99.95%	99.95%				
5180	Identity Adx SR	99.99%	99.98%	99.98%	99.82%				
5172	Identity SR	99.97%	99.94%	99.89%	99.83%	99.66%			
5136	Integrity μ SR	99.99%	99.99%	99.98%	99.94%	99.92%	99.92%		
5142	Integrity SR	99.98%	99.95%	99.95%	99.95%	99.95%	99.95%	99.95%	
5130/5131	Affinity SR	99.91%	99.84%	99.81%	99.77%	99.75%	99.74%	99.73%	99.71%

*Based on returned product analysis as of June 30, 2008.

**No survival probability is stated at one year due to the device not meeting the required minimum sample size of 200 U.S. implants with 12 consecutive months of data. Please refer to the individual device graphs for data up to one year.

PACING LEADS

Bipolar & Unipolar

Active & Passive Fixation



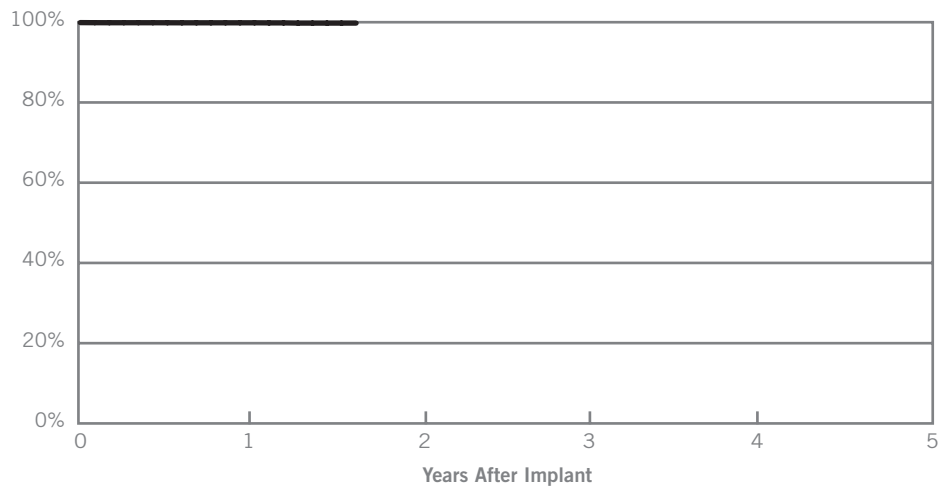
ST. JUDE MEDICAL™

MORE CONTROL. LESS RISK.

PACING LEADS

Tendril® ST Optim® (Models 1888T & 1888TC)			
US Market Release	June 2006	Type and/or Fixation	Active
Registered US Implants	49,845	Polarity	Bipolar
Estimated Active US Implants	47,148	Steroid	Yes
Insulation	Optim*	Number of Advisories	None
Laboratory Analysis			
Implant Damage	46	Electrical Malfunction	2
		Other	13
		Insulation Disruption	2
		Conductor Disruption	0
		Crimps, Welds, Bonds	0
		Explant Damage	12
		Non-Electrical Workmanship	1
		Non-Electrical Anomaly	0
		Partial Lead	0

Survival from Returns and Complaints

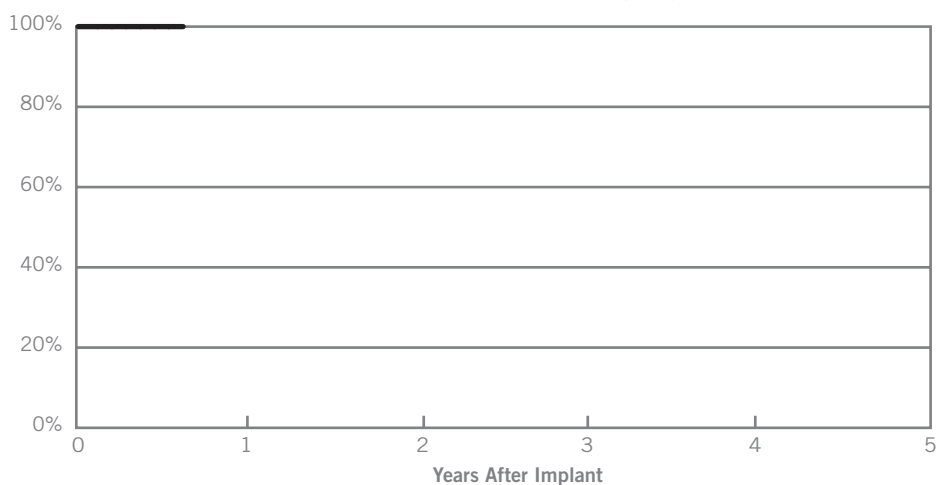


Year	1	at 20 months			
Survival Probability	99.85%	99.78%			
± 1 standard error	0.02%	0.06%			
Sample Size	30200	100			

*Optim® insulation is a copolymer of silicone and polyurethane.

Tendril® ST Optim® (Models 1888T & 1888TC)		Qualifying Complications	
SCORE Results		None	
Number of Devices Enrolled in Study	513		
Cumulative Months of Follow-Up	4,401		

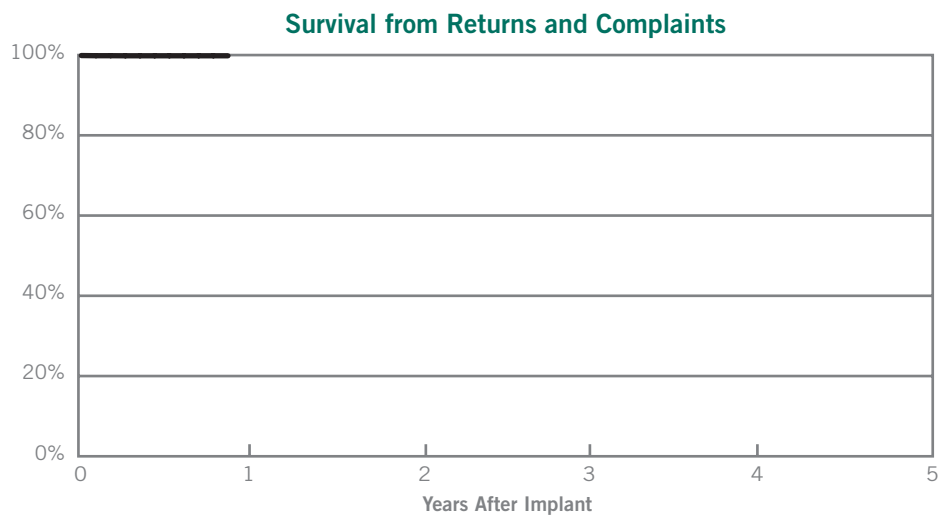
Survival from SCORE Registry



Year	at 7 months				
Survival Probability	100.00%				
± 1 standard error	0.00%				
Sample Size	57				

PACING LEADS

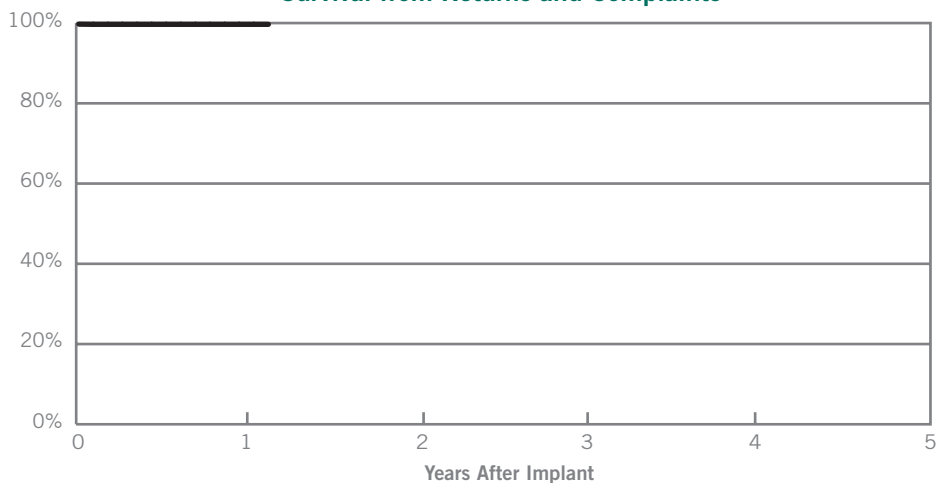
OptiSense® (Models 1699T & 1699TC)			
US Market Release	June 2006	Type and/or Fixation	Active
Registered US Implants	6,507	Polarity	Bipolar
Estimated Active US Implants	6,322	Steroid	Yes
Insulation	Silicone	Number of Advisories	None
Laboratory Analysis			
Implant Damage	5	Electrical Malfunction	0
		Other	2
		Insulation Disruption	0
		Conductor Disruption	0
		Crimps, Welds, Bonds	0
		Explant Damage	0
		Non-Electrical Workmanship	0
		Non-Electrical Anomaly	0
		Partial Lead	2



Year	at 11 months				
Survival Probability	99.82%				
± 1 standard error	0.06%				
Sample Size	200				

Tendril® ST Optim® (Models 1882T & 1882TC)			
US Market Release	June 2006	Type and/or Fixation	Active
Registered US Implants	3,167	Polarity	Bipolar
Estimated Active US Implants	3,025	Steroid	Yes
Insulation	Optim*	Number of Advisories	None
Laboratory Analysis			
Implant Damage	2	Electrical Malfunction	0
		Other	3
		Insulation Disruption	0
		Conductor Disruption	0
		Crimps, Welds, Bonds	0
		Explant Damage	2
		Non-Electrical Workmanship	1
		Non-Electrical Anomaly	0
		Partial Lead	0

Survival from Returns and Complaints

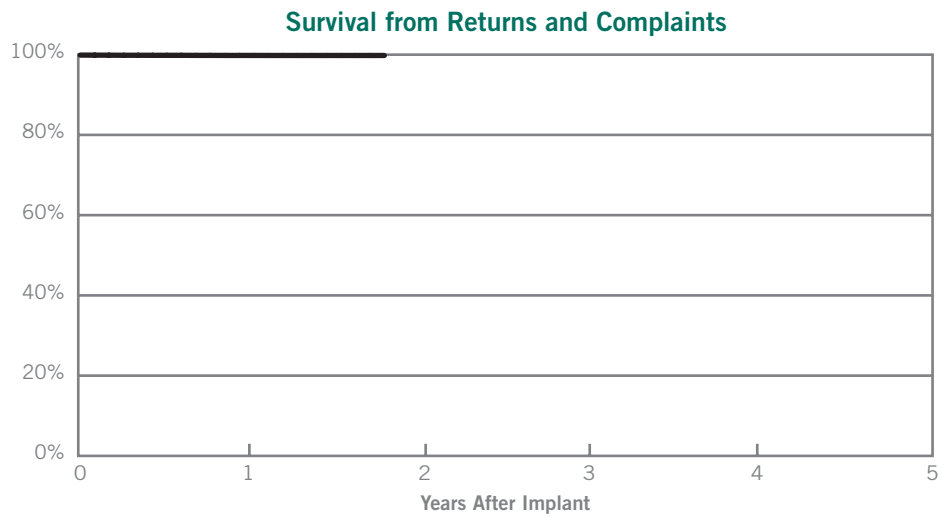


Year	1	at 14 months		
Survival Probability	99.69%	99.69%		
± 1 standard error	0.10%	0.10%		
Sample Size	1800	100		

*Optim® insulation is a copolymer of silicone and polyurethane.

PACING LEADS

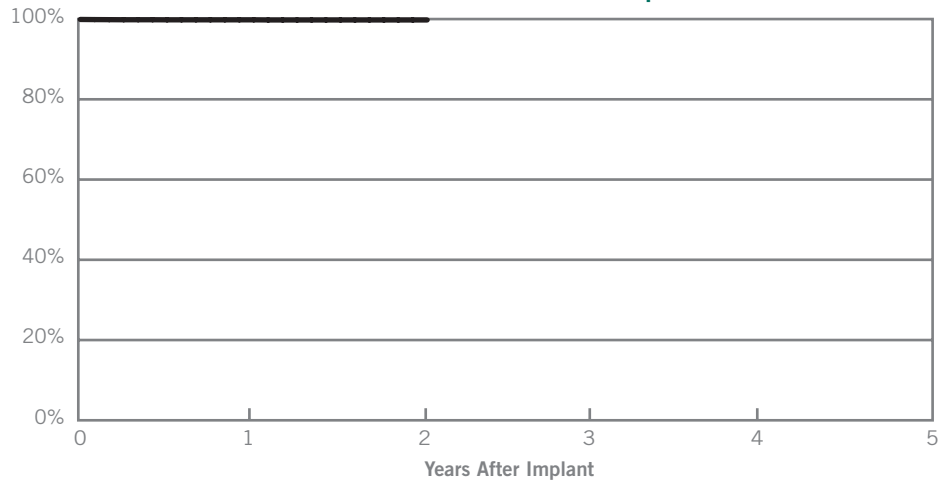
Tendril® (Models 1788T & 1788TC)			
US Market Release	February 2006	Type and/or Fixation	Active
Registered US Implants	44,534	Polarity	Bipolar
Estimated Active US Implants	40,313	Steroid	Yes
Insulation	Silicone	Number of Advisories	None
Laboratory Analysis			
Implant Damage	265	Electrical Malfunction	6
		Other	37
		Insulation Disruption	6
		Conductor Disruption	0
		Crimps, Welds, Bonds	0
		Explant Damage	24
		Non-Electrical Workmanship	13
		Non-Electrical Anomaly	0
		Partial Lead	0



Year	1	at 22 months			
Survival Probability	99.81%	99.80%			
± 1 standard error	0.02%	0.02%			
Sample Size	34700	500			

Tendril® (Models 1782T & 1782TC)			
US Market Release	February 2006	Type and/or Fixation	Active
Registered US Implants	8,208	Polarity	Bipolar
Estimated Active US Implants	7,485	Steroid	Yes
Insulation	Silicone	Number of Advisories	None
Laboratory Analysis			
Implant Damage	80	Electrical Malfunction	1
		Other	10
		Insulation Disruption	0
		Conductor Disruption	1
		Crimps, Welds, Bonds	0
		Explant Damage	6
		Non-Electrical Workmanship	2
		Non-Electrical Anomaly	1
		Partial Lead	1

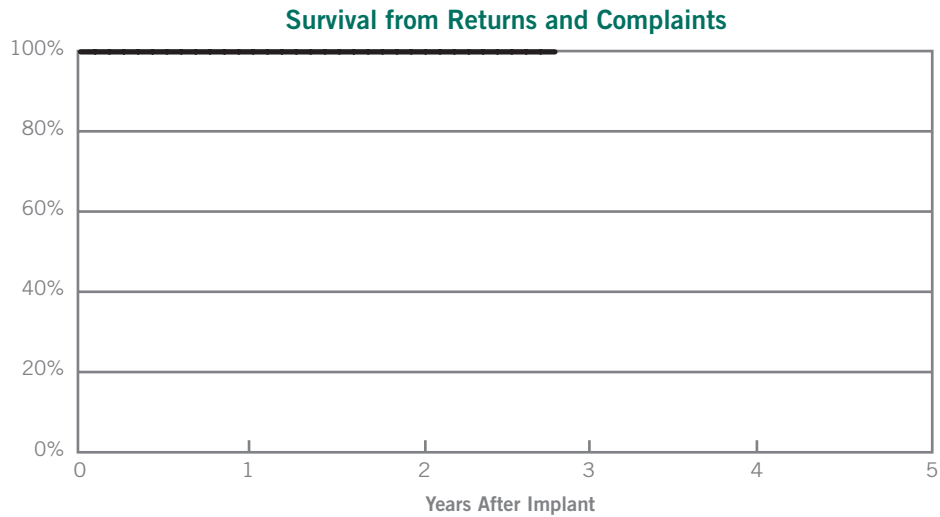
Survival from Returns and Complaints



Year	1	2	at 25 months		
Survival Probability	99.81%	99.78%	99.78%		
± 1 standard error	0.05%	0.06%	0.06%		
Sample Size	6200	2000	100		

PACING LEADS

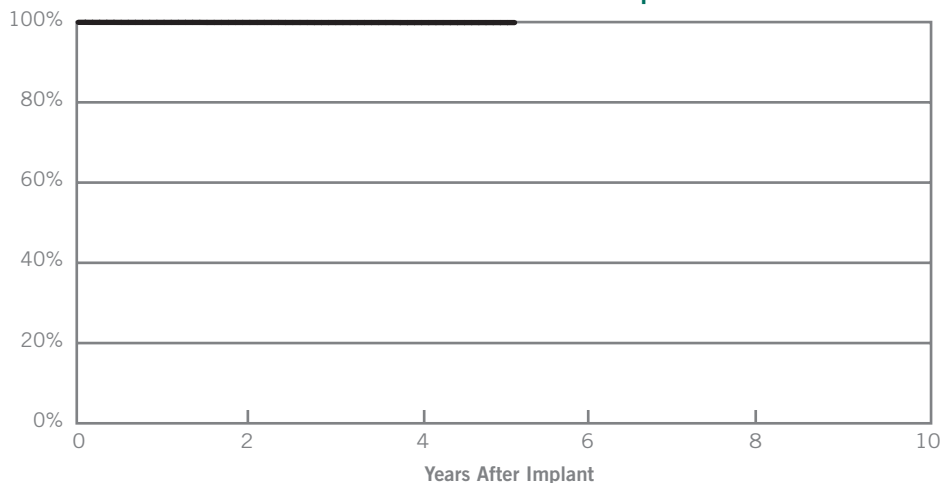
IsoFlex® P (Models 1644T & 1648T)			
US Market Release	April 2005	Type and/or Fixation	Passive
Registered US Implants	3,138	Polarity	Bipolar
Estimated Active US Implants	2,688	Steroid	Yes
Insulation	Polyurethane	Number of Advisories	None
Laboratory Analysis			
Implant Damage	4	Electrical Malfunction	0
		Other	2
		Insulation Disruption	0
		Conductor Disruption	0
		Crimps, Welds, Bonds	0
		Explant Damage	1
		Non-Electrical Workmanship	0
		Non-Electrical Anomaly	1
		Partial Lead	0



Year	1	2	at 34 months		
Survival Probability	99.80%	99.80%	99.80%		
± 1 standard error	0.08%	0.08%	0.08%		
Sample Size	2500	1100	200		

IsoFlex® S (Models 1642T & 1646T)			
US Market Release	April 2003	Type and/or Fixation	Passive
Registered US Implants	79,979	Polarity	Bipolar
Estimated Active US Implants	63,174	Steroid	Yes
Insulation	Silicone	Number of Advisories	None
Laboratory Analysis			
Implant Damage	124	Electrical Malfunction	9
		Other	35
		Insulation Disruption	3
		Conductor Disruption	3
		Crimps, Welds, Bonds	3
		Explant Damage	16
		Non-Electrical Workmanship	15
		Non-Electrical Anomaly	0
		Partial Lead	4

Survival from Returns and Complaints

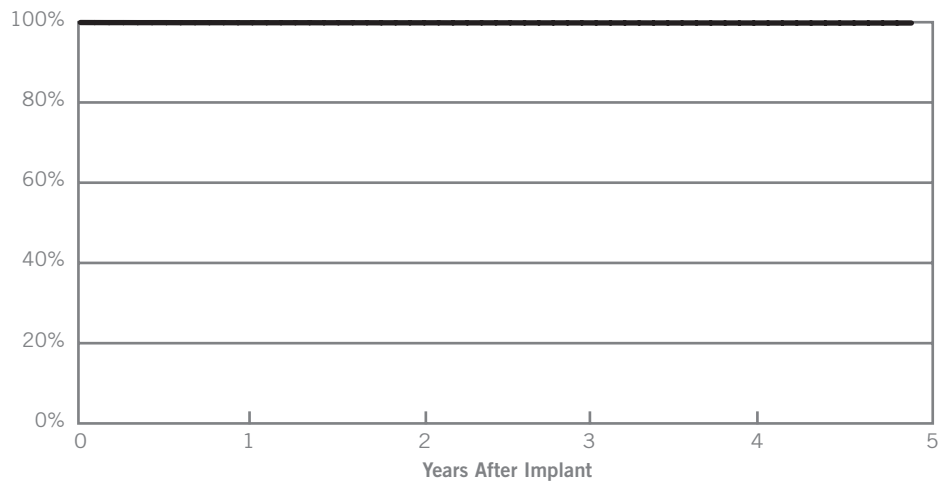


Year	2	4	at 62 months		
Survival Probability	99.91%	99.88%	99.88%		
± 1 standard error	0.01%	0.02%	0.02%		
Sample Size	47400	15100	100		

PACING LEADS

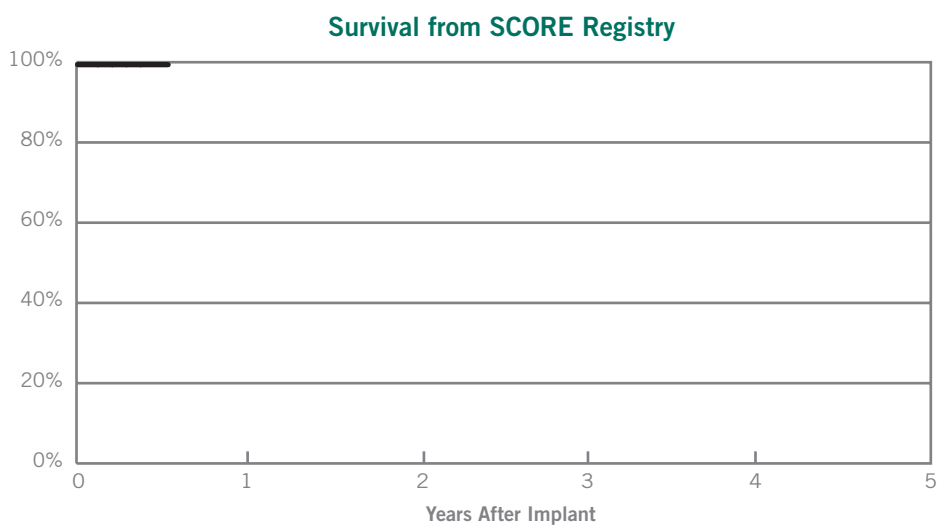
Tendril® SDX (Models 1688T & 1688TC)			
US Market Release	June 2003	Type and/or Fixation	Active
Registered US Implants	262,954	Polarity	Bipolar
Estimated Active US Implants	212,869	Steroid	Yes
Insulation	Silicone	Number of Advisories	None
Laboratory Analysis			
Implant Damage	467	Electrical Malfunction	110
		Other	101
		Insulation Disruption	39
		Conductor Disruption	56
		Crimps, Welds, Bonds	15
		Explant Damage	65
		Non-Electrical Workmanship	29
		Non-Electrical Anomaly	1
		Partial Lead	6

Survival from Returns and Complaints



Year	1	2	3	4	at 59 months
Survival Probability	99.87%	99.85%	99.83%	99.80%	99.80%
± 1 standard error	0.01%	0.01%	0.01%	0.01%	0.01%
Sample Size	241200	169400	98800	40400	100

Tendril® SDX (Models 1688T & 1688TC)			
SCORE Results		Qualifying Complications	1
Number of Devices Enrolled in Study	242	Dislodgement	1
Cumulative Months of Follow-Up	2,447		

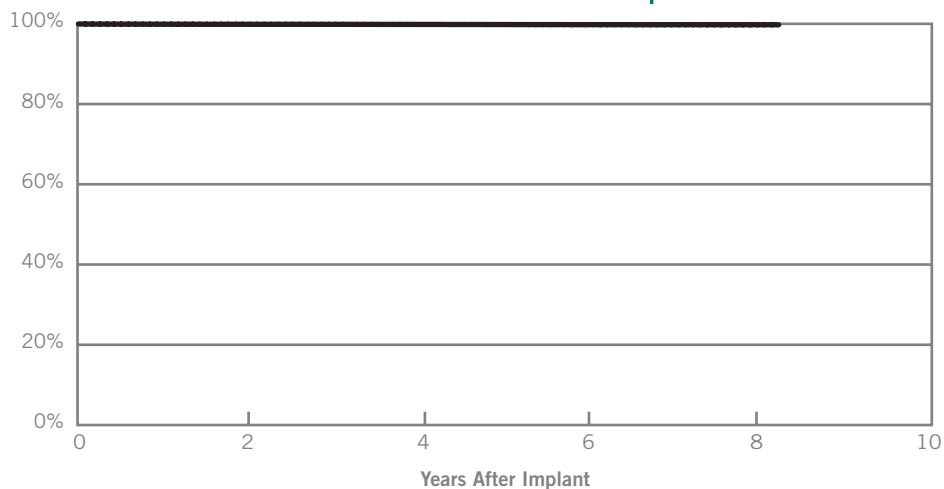


Year	at 6 months				
Survival Probability	99.39%				
± 1 standard error	0.61%				
Sample Size	60				

PACING LEADS

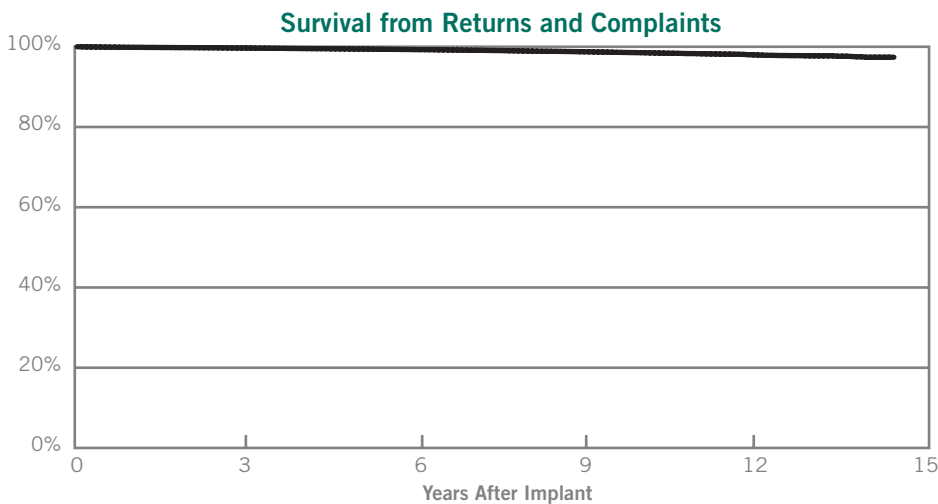
Tendril® SDX (Models 1488T & 1488TC)			
US Market Release	March 2000	Type and/or Fixation	Active
Registered US Implants	265,785	Polarity	Bipolar
Estimated Active US Implants	159,842	Steroid	Yes
Insulation	Silicone	Number of Advisories	None
Laboratory Analysis			
Implant Damage	793	Electrical Malfunction	189
		Other	156
		Insulation Disruption	64
		Conductor Disruption	116
		Crimps, Welds, Bonds	9
		Explant Damage	103
		Non-Electrical Workmanship	34
		Non-Electrical Anomaly	3
		Partial Lead	16

Survival from Returns and Complaints



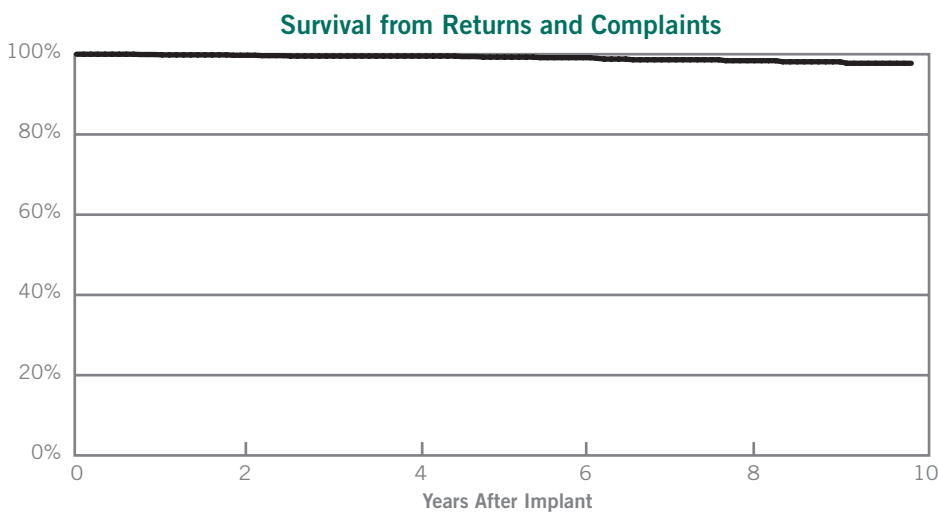
Year	2	4	6	8	at 99 months
Survival Probability	99.89%	99.85%	99.79%	99.76%	99.81%
± 1 standard error	0.01%	0.01%	0.01%	0.02%	0.01%
Sample Size	227100	160300	72400	9500	200

Tendril® (Models 1148 & 1188T); Tendril® DX (Models 1388T & 1388TC)			
US Market Release	(1148) June 1993; (1188T) June 1994; (1388T) June 1997	Type and/or Fixation	Active
Registered US Implants	315,008	Polarity	Bipolar
Estimated Active US Implants	137,977	Steroid	(1148/1188) No; (1388) Yes
Insulation	Silicone	Number of Advisories	None



Year	3	6	9	12	at 175 months
Survival Probability	99.69%	99.31%	98.76%	98.02%	97.39%
± 1 standard error	0.01%	0.02%	0.03%	0.07%	0.19%
Sample Size	235800	144000	62100	12500	100

Tendril® (Model 1188K) Tendril® DX (Model 1388K)			
US Market Release	(1188K) June 1995; (1388K) June 1997	Type and/or Fixation	Active
Registered US Implants	1,330	Polarity	Unipolar
Estimated Active US Implants	409	Steroid	(1188K) No; (1388K) Yes
Insulation	Silicone	Number of Advisories	None

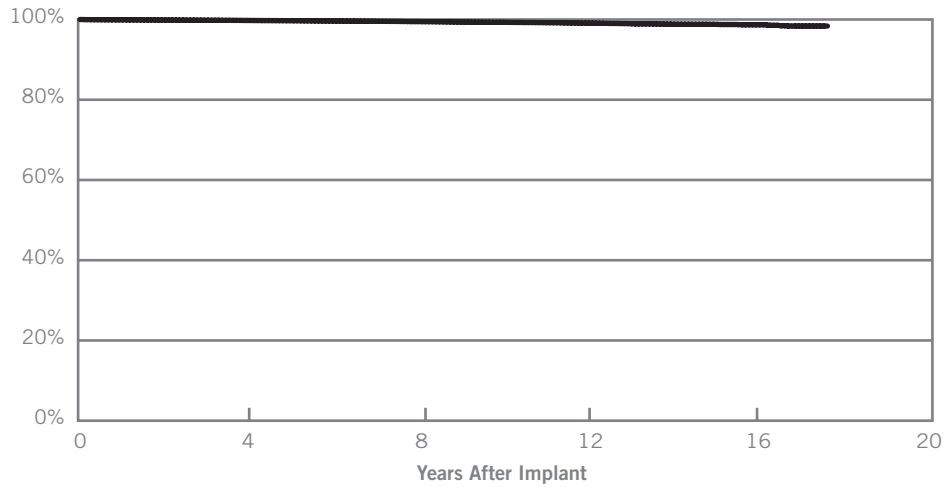


Year	2	4	6	8	at 118 months
Survival Probability	99.74%	99.54%	99.13%	98.38%	97.74%
± 1 standard error	0.15%	0.21%	0.32%	0.49%	0.67%
Sample Size	1200	900	700	500	200

PACING LEADS

Passive Plus® (Models 1136T, 1142T, 1146T, 1222T, 1226T, 1236T, 1242T & 1246T) Passive Plus® DX (Models 1336T, 1342T & 1346T)		
US Market Release	(1336T) August 1999; (1342T, 1346T) January 1998; (1136T, 1142T, 1146T) June 1994; (1222T, 1226T, 1236T, 1242T, 1246T) April 1990	Type and/or Fixation Passive
		Polarity Bipolar
Registered US Implants	361,667	Steroid (1136T, 1142T, 1146T, 1222T, 1226T, 1236T, 1242T, 1246T) No; (1336T, 1342T, 1346T) Yes
Estimated Active US Implants	127,169	Number of Advisories None
Insulation	Silicone	(1136T, 1142T, 1146T, 1222T, 1226T, 1236T, 1242T & 1246T) are no longer being manufactured.

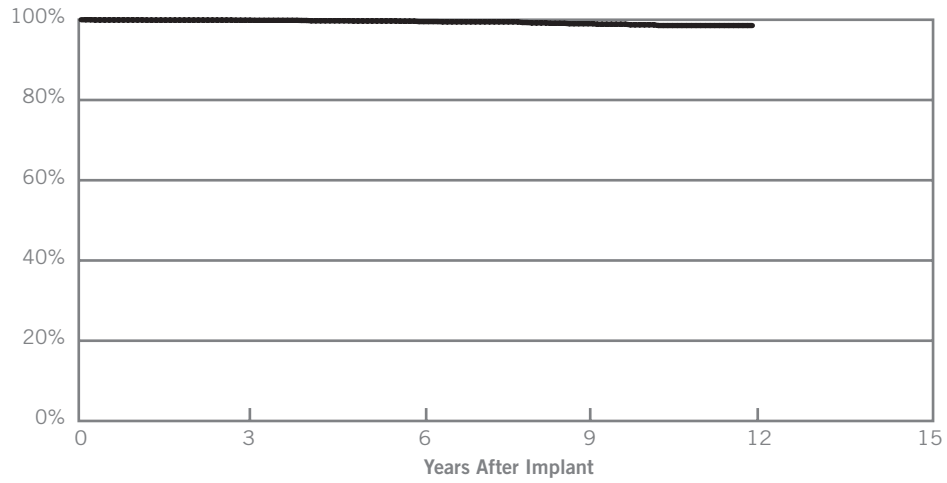
Survival from Returns and Complaints



Year	4	8	12	16	at 211 months
Survival Probability	99.76%	99.48%	99.11%	98.68%	98.37%
± 1 standard error	0.01%	0.02%	0.03%	0.07%	0.15%
Sample Size	246800	114000	34700	4500	100

Passive Plus® (Models 1135K, 1143K, 1145K, 1235K, 1243K & 1245K) Passive Plus® DX (Models 1343K & 1345K)		
US Market Release (1135K, 1143K, 1145K) July 1994; (1235K, 1243K, 1245K) August 1995; (1343K, 1345K) June 1998	Type and/or Fixation	Passive
	Polarity	Unipolar
Registered US Implants 4,473	Steroid (1135K, 1143K, 1145K, 1235K, 1243K, 1245K)	No;
	(1343K, 1345K)	Yes
Estimated Active US Implants 1,259	Number of Advisories	None
Insulation Silicone	(1135K, 1143K, 1145K, 1235K, 1243K & 1245K) are no longer being manufactured.	

Survival from Returns and Complaints



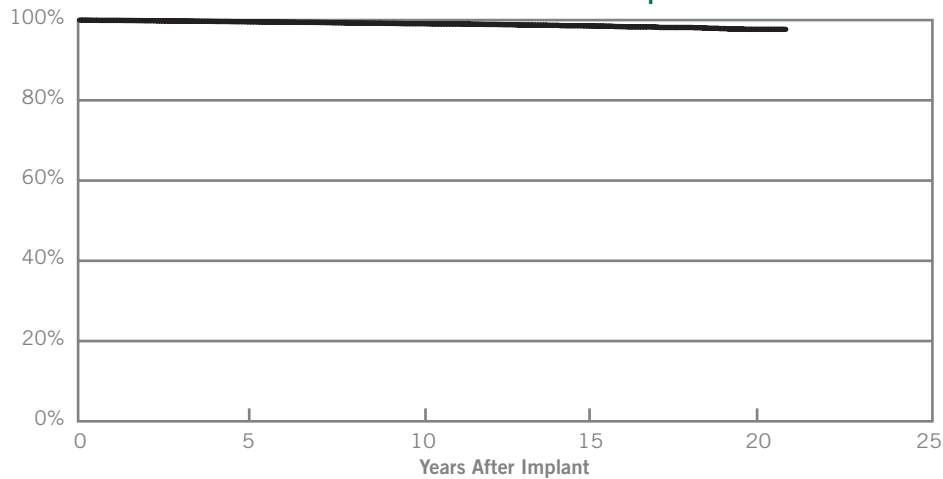
Year	3	6	9	12
Survival Probability	99.89%	99.65%	99.01%	98.56%
± 1 standard error	0.05%	0.12%	0.26%	0.37%
Sample Size	3300	2200	1100	300

PACING LEADS

ACE® (Models 1015M & 1025M)

US Market Release (1025M) August 1982; (1015M) August 1991	Type and/or Fixation	Passive
Registered US Implants 23,874	Polarity	Unipolar
Estimated Active US Implants 3,387	Steroid	No
Insulation Silicone	Number of Advisories	None

Survival from Returns and Complaints

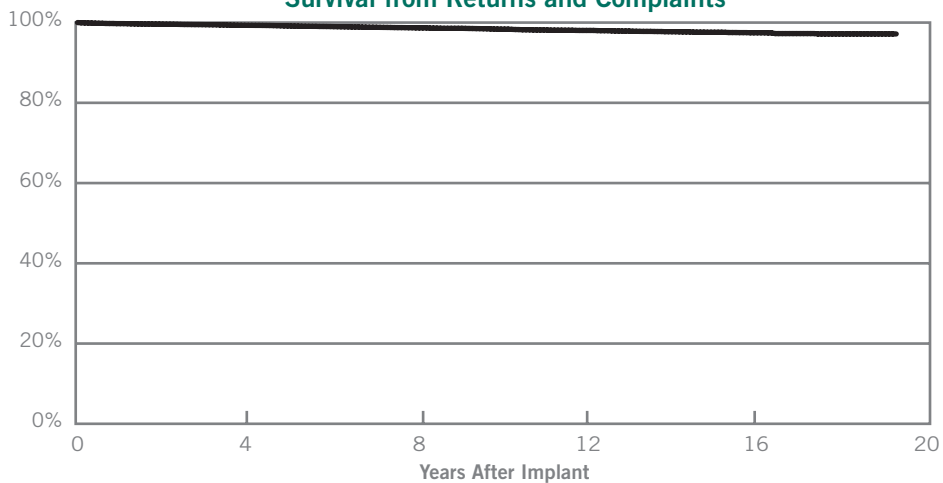


Year	5	10	15	20	at 249 months
Survival Probability	99.58%	99.11%	98.55%	97.69%	98.15%
± 1 standard error	0.05%	0.08%	0.13%	0.23%	0.17%
Sample Size	14900	8400	4600	1300	100

Fast-Pass® (Models 1018T & 1028T)

US Market Release (1018T) February 1988; (1028T) July 1990	Type and/or Fixation	Active
Registered US Implants 28,030	Polarity	Bipolar
Estimated Active US Implants 4,694	Steroid	No
Insulation Silicone	Number of Advisories	None

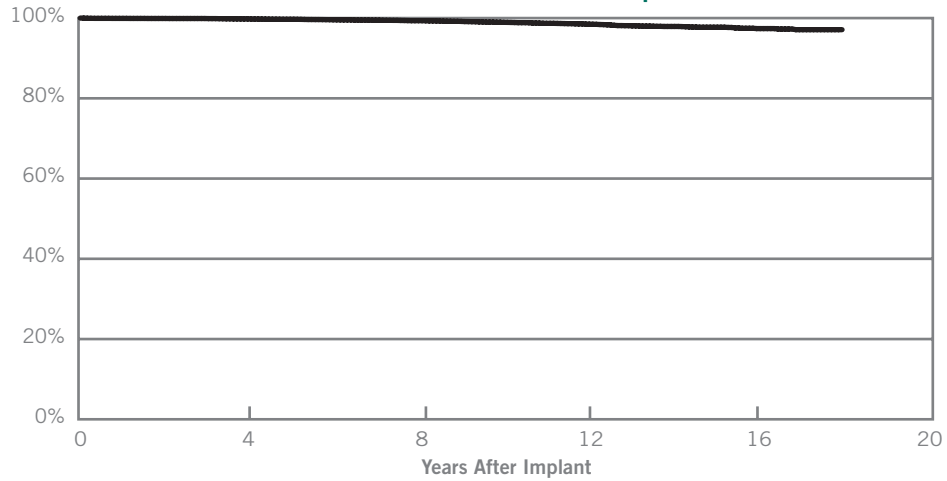
Survival from Returns and Complaints



Year	4	8	12	16	at 231 months
Survival Probability	99.32%	98.69%	98.04%	97.46%	97.17%
± 1 standard error	0.05%	0.08%	0.12%	0.15%	0.20%
Sample Size	20500	13800	8500	3900	100

Permathane® ACE (Models 1036T & 1038T)			
US Market Release	June 1989	Type and/or Fixation	Passive
Registered US Implants	19,672	Polarity	Bipolar
Estimated Active US Implants	3,175	Steroid	No
Insulation	Polyurethane	Number of Advisories	None

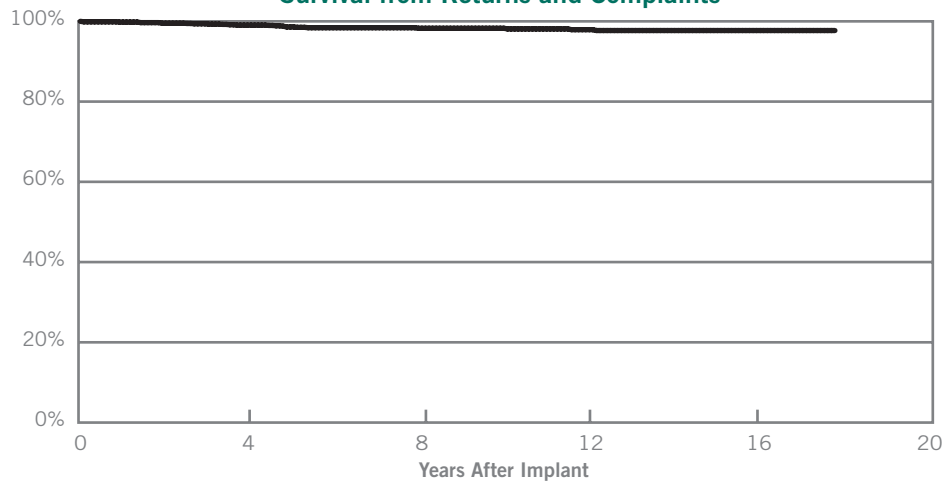
Survival from Returns and Complaints



Year	4	8	12	16	at 215 months
Survival Probability	99.79%	99.35%	98.48%	97.38%	97.11%
± 1 standard error	0.04%	0.08%	0.14%	0.26%	0.32%
Sample Size	13800	8700	5100	1500	100

Fast-Pass® (Model 1007)			
US Market Release	June 1987	Type and/or Fixation	Active
Registered US Implants	1,740	Polarity	Unipolar
Estimated Active US Implants	250	Steroid	No
Insulation	Silicone	Number of Advisories	None

Survival from Returns and Complaints



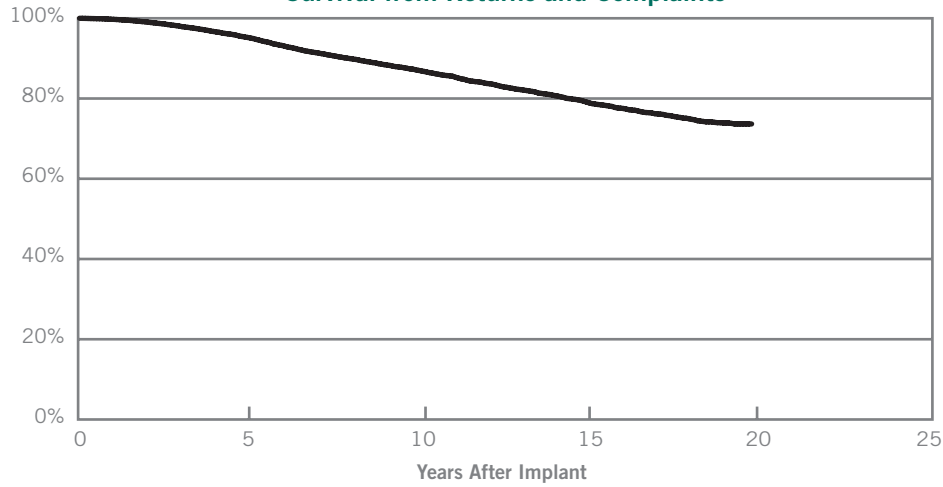
Year	4	8	12	16	at 213 months
Survival Probability	99.07%	98.28%	97.92%	97.71%	97.71%
± 1 standard error	0.26%	0.36%	0.46%	0.50%	0.50%
Sample Size	1300	800	500	300	200

PACING LEADS

ACE® (Models 1016T & 1026T)

US Market Release	June 1987	Type and/or Fixation	Active
Registered US Implants	24,199	Polarity	Bipolar
Estimated Active US Implants	2,298	Steroid	No
Insulation	Silicone	Number of Advisories	One

Survival from Returns and Complaints

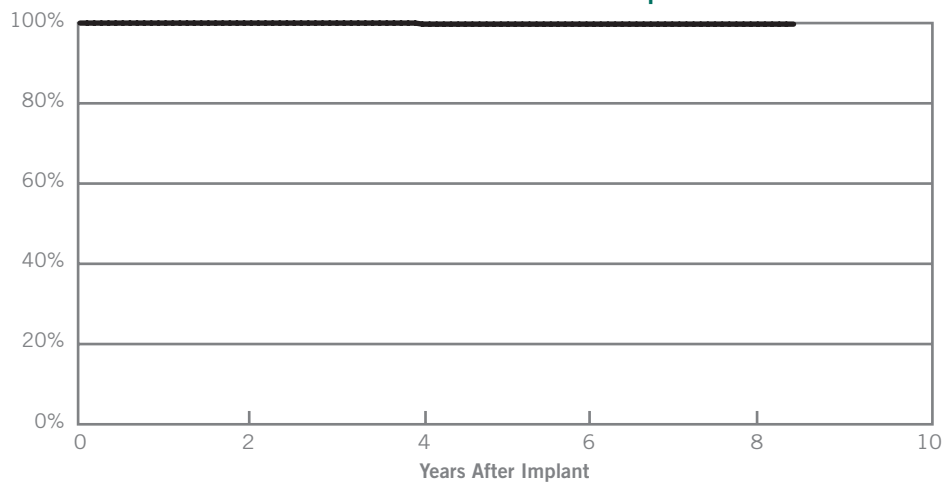


Year	5	10	15	at 237 months
Survival Probability	95.22%	87.01%	78.91%	73.66%
± 1 standard error	0.16%	0.31%	0.45%	0.60%
Sample Size	15300	7700	3800	100

Permathane® ACE (Model 1035M)

US Market Release	March 1987	Type and/or Fixation	Passive
Registered US Implants	655	Polarity	Unipolar
Estimated Active US Implants	70	Steroid	No
Insulation	Polyurethane	Number of Advisories	None

Survival from Returns and Complaints



Year	2	4	6	8	at 101 months
Survival Probability	100.00%	100.00%	99.73%	99.73%	99.73%
± 1 standard error	0.00%	0.00%	0.27%	0.27%	0.27%
Sample Size	500	400	300	200	200

LABORATORY ANALYSIS

Pacing Leads

Bipolar & Unipolar

Active & Passive Fixation



ST. JUDE MEDICAL™

MORE CONTROL. LESS RISK.

Laboratory Analysis*													
Models	US Market Release Date	Registered US Implants	Estimated Active US Implants	Implant Damage	Electrical Malfunctions				Other				
					Insulation Disruption	Conductor Disruption	Crimps, Welds, Bonds	Total Electrical Malfunctions	Explant Damage	Non-Electrical Workmanship	Non-Electrical Anomaly	Partial Lead	Total Other
1888T/TC	Jun-06	49845	47148	46	2	0	0	2	12	1	0	0	13
1699T/TC	Jun-06	6507	6322	5	0	0	0	0	0	0	0	2	2
1882T/TC	Jun-06	3167	3025	2	0	0	0	0	2	1	0	0	3
1788T/TC	Feb-06	44534	40313	265	6	0	0	6	24	13	0	0	37
1782T/TC	Feb-06	8208	7485	80	0	1	0	1	6	2	1	1	10
1644T/1648T	Apr-05	3138	2688	4	0	0	0	0	1	0	1	0	2
1642T/1646T	Apr-03	79979	63174	124	3	3	3	9	16	15	0	4	35
1688T/TC	Jun-03	262954	212869	467	39	56	15	110	65	29	1	6	101
1488T/TC	Mar-00	265785	159842	793	64	116	9	189	103	34	3	16	156

*Based on returned product analysis as of June 30, 2008.

The laboratory analysis results are categorized into one of the following three categories:

- **Implant Damage** - obvious damage incurred at the time of attempted implant, including but not limited to insulation cuts and damage, helix overtorque, and stylet perforation.
- **Electrical Malfunction** - a disruption in the insulation or conductors resulting in compromised electrical performance. Electrical malfunction data are further broken down into one of the following three subcategories:
 - *Insulation Disruption* - leads exhibiting wear and abrasion that extends through the insulation and exposes the conductors.
 - *Conductor Disruption* - leads exhibiting cable and coil fractures, including those attributed to subclavian crush.
 - *Crimps, Welds, Bonds* - leads exhibiting malfunctions related to crimps, welds, and bonds.
- **Other** - includes other returns not attributed to damage incurred at the attempted implant and not resulting in compromised electrical failures. The Other category of data is further broken down into one of the following four subcategories:
 - *Explant Damage* - leads exhibiting physical damage incurred at the time of explant.
 - *Non-Electrical Workmanship* - leads exhibiting some out of specification mechanical condition, such as a bent connector pin or helix anomaly.
 - *Non-Electrical Anomaly* - leads not associated with a complaint but exhibiting some anomalous condition that did not result in an electrical malfunction. An example would be a lead exhibiting some insulation disruption that did not extend through and therefore did not compromise the function of the lead.
 - *Partial Lead* - leads with an alleged malfunction that are returned not in its entirety; as a result, it was not possible to perform a complete analysis and confirm the malfunction.

ADVISORIES & SAFETY ALERTS



ST. JUDE MEDICAL™
MORE CONTROL. LESS RISK.

ADVISORIES & SAFETY ALERTS

The following table summarizes recalls, advisories and safety alerts regarding St. Jude Medical implantable devices since 1999. These advisories have been previously communicated to physicians. Advisories associated with non-implantable devices such as catheters are not included in the table. For more information please contact St. Jude Medical Technical Services at 1-800-722-3774.

Model Identification	Advisory	Follow-up Recommendations at Time of Advisory
Epic ICDs (Models V-197, V-235, V-337, V-338, V-339), Epic + ICDs (Models V-196, V-233, V-236, V-239, V-350) Epic II ICDs (Models V-158, V-255, V-258, V-355, V-356, V-357) Atlas + ICDs (Model V-340, V-341, V-343, V-193, V-242, V-243) Atlas II ICDs (Models V-168, V-265, V-268, V-365, V-366, V-367)	01/16/08 Class II A very rare condition (incidence of eight in 143,000 devices worldwide; six in the US and two outside the US) that could lead to a ventricular sensing anomaly in Epic and Atlas family of implantable cardioverter defibrillators (ICDs) has been identified. A loss of ventricular sensing would prevent and ICD from being able to detect an arrhythmia. The loss of ventricular sensing anomaly can only occur when the devices' software writes to a particular memory location and only if there is a precise alignment of two timing parameters that normally do not coincide during routine operation of the device. The precise alignment requires the software write to occur at the exact time that a comparison is made during a specific 61 microsecond (μ sec) window.	A simple programmer software/device firmware upgrade will resolve the issue and prevent a future occurrence. Patients who are followed on a routine basis with scheduled follow-up visits every three to six months should continue with their scheduled visit. Upon interrogation of one of the subject devices, the Merlin and Model 3510 programmers with the newly provided software will automatically identify a device that can benefit from a firmware upgrade and will instruct the clinician that an upgrade is available. St. Jude Medical, along with our independent Medical Advisory Board members, has determined that no other action is recommended. Current Status (June 30, 2008): At the time of the advisory, there were 8 worldwide (6 U.S.) devices confirmed to have been affected by this issue. As of June 30, 2008 there have been no additional devices confirmed to have this issue since the time of the advisory.
Identity SR (5172) Identity DR (5370) Identity XL DR (5376)	10/12/06 Class II A programmer software anomaly can lead to incorrect reporting of battery voltage, expected battery longevity and elective replacement indicator (ERI) status in St. Jude Medical Identity pacemakers. The anomaly does not affect the device's actual battery voltage, longevity or functionality, but could result in inaccurate reporting of the status of these measured data parameters. This software anomaly can appear in the St. Jude Medical Identity family of pacemakers when programmed by the St. Jude Medical APS III Model 3500/3510 or Merlin PCS Model 3650 programmers.	No follow-up is recommended at the time of advisory. Devices do not need to be replaced. A programmer software update, pending FDA and other regulatory agency approval, will mitigate this anomaly when the device is interrogated. Before the programmer software update is available, any subsequent measured data update that is performed during the session would be valid and the device operating magnet rate would be up-to-date. After the programmer software update is available, any device affected by this issue will be automatically corrected via the normal interrogation process. Current Status (June 30, 2008): At the time of the advisory, there were 53 worldwide (50 U.S.) devices confirmed to have been affected by this issue. As of June 30, 2008 there were an additional 75 worldwide (62 U.S.) devices confirmed with this issue, all prior to the distribution of the software fix.
Photon DR (V-230HV) (certain serial numbers), Photon Micro VR/DR (Models V-194/V-232), Atlas VR/DR (Models V-199/V-240)	10/7/05 Class II A particular vendor-supplied memory chip can be affected at a low frequency rate by background levels of atmospheric ionizing cosmic radiation ("background cosmic radiation"). The anomaly can trigger a temporary loss of pacing function and permanent loss of defibrillation support.	In the unlikely event that a device chip is affected by background cosmic radiation, the high current drain condition will deplete the battery voltage rapidly. This can result in loss of output for a period up to approximately 48 hours. During this period, the patient would be without pacing or defibrillation therapy. After this initial period, the battery will reach a voltage level at which the device will enter its "Hardware Reset Mode." This safety mode is designed to preserve the device's ability to provide VVI pacing support. A device that has been reset to the Hardware Reset Mode will operate in the VVI mode at 60 ppm, but will not be capable of providing tachycardia detection or therapy. This will be noted by a warning message on the programmer screen upon device interrogation. To assist in your patient care and following discussions with our independent Medical Advisory Board, St. Jude Medical recommends: <ul style="list-style-type: none"> ■ If it is not already your current practice, physicians should perform routine device monitoring every three months for patients with the affected models listed above. ■ In determining whether additional patient management or follow up may be needed, consider the low failure rate for the anomaly and the unique medical needs and situation of each individual patient, including whether the patient is pacemaker dependent or at high risk for life-threatening arrhythmias. ■ If a patient's device is found in the Hardware Reset Mode, you should arrange for device replacement as soon as possible. ■ You should continue to provide patients with the usual admonitions to keep scheduled appointments and to report all changes in symptoms. Current Status (June 30, 2008): At the time of the advisory, there were 60 worldwide (38 U.S.) devices confirmed to have been affected by this issue. As of June 30, 2008 there were an additional 40 worldwide (28 U.S.) devices confirmed with this issue. This is within the 95% confidence interval prediction made at the time of the advisory. There have been no reports of serious injury or death.

Model Identification	Advisory	Follow-up Recommendations at Time of Advisory
<p>Epic DR/HF (V-233/V-337/V-338), Epic Plus DR/VR/HF (V-236/V-239/V-196/V-239T/V-196T/V-350), Atlas DR (V-242), and Atlas Plus DR/VR/HF (V-243/V-193/V-193C/V-340/V-341/V-343).</p>	<p>6/13/05 Class II Two anomalies have been identified:</p> <ol style="list-style-type: none"> 1. Due to a device software anomaly, it is possible that when the device's battery is nearing its elective replacement indicator (ERI), a charging cycle may be skipped. 2. After a capacitor charge, if a rate responsive pacing mode (e.g., DDDR, VVIR, etc.) is programmed "On", this "noise" may be interpreted by the device's accelerometer (activity sensor) as physical activity, causing a temporary increase in the pacing rate that may persist after charging is completed. 	<p>Two anomalies were discovered during routine product monitoring. Neither of these anomalies presents a significant clinical risk to your patients, and no clinical complications have been reported to St. Jude Medical. Both are easily corrected by performing a simple, automated software download to the device. This potentially affects approximately 30,000 implanted ICDs in the United States and includes the following model numbers: Epic DR/HF (V-233/V-337/V-338), Epic Plus DR/VR/HF (V-236/V-239/V-196/V-239T/V-196T/V-350), Atlas DR (V-242), and Atlas Plus DR/VR/HF (V-243/V-193/V-193C/V-340/V-341/V-343). The first anomaly can occur when one of the affected devices attempts to deliver multiple shocks in rapid succession. Due to a device software anomaly, it is possible that when the device's battery is nearing its elective replacement indicator (ERI), a charging cycle may be skipped. If this were to occur, the first shock will always be delivered as programmed and, if needed, the next shock in the programmed sequence would be delivered after a delay of only two to four seconds. A skipped charge would result in less than the full number of programmed shocks being available for delivery during that episode, but all delivered shocks would be at their programmed energy. This behavior was discovered as an incidental finding during analysis of one returned device that had delivered a large number of high-voltage shocks over a short time period.</p> <p>A second anomaly is caused by electrical "noise" generated as a result of the charging of the device's high-voltage capacitors. After a capacitor charge, if a rate responsive pacing mode (e.g., DDDR, VVIR, etc.) is programmed "On", this "noise" may be interpreted by the device's accelerometer (activity sensor) as physical activity, causing a temporary increase in the pacing rate that may persist after charging is completed. The degree and duration of the rate increase will depend on a variety of factors, but the rate will never exceed the programmed Maximum Sensor Rate, and the device will gradually return to the appropriate rate. The anomalous behavior, which has been observed during the performance of manual capacitor maintenance, has been traced back to a component supplied to St. Jude Medical by one vendor; therefore, only the subset of the device models listed above that were manufactured with the affected component (device serial numbers below 141000 for any model) will exhibit this behavior.</p> <p>St. Jude Medical has developed programmer software that will automatically detect the affected ICDs and download device software that will correct the "skipped charge" anomaly and mitigate the response to electrical noise. Once the upgrade is performed, the potential for a skipped charge will be eliminated. Additionally, once the upgrade is performed if a rate responsive mode is programmed "On", devices with serial numbers below 141000 will have their rate response functions suspended for the time period during which the electrical noise could be present (i.e., while significant residual voltage remains on the high-voltage capacitors); non-rate responsive pacing at the programmed base rate will continue to be provided as appropriate. This period during which rate response is suspended may last anywhere from a few minutes up to approximately 90 minutes. If rate responsive pacing was ongoing prior to charging, the pacing rate will gradually decrease to the base pacing rate according to the normal rate response recovery algorithm and will remain there while rate responsive pacing is suspended. The rate response behavior for devices with serial numbers greater than 141000 will not be affected by the software download.</p> <p>The software download for potentially affected devices will automatically be initiated the next time the patient's device is interrogated with the v4.8.5 programmer software. Since a skipped charge is more likely to occur in devices that are closer to their elective replacement indicator (ERI), St. Jude Medical recommends that if the next patient follow-up is not scheduled to occur within the next six months that the patient be seen within this time period.</p> <p>In addition, if devices are programmed to pacing settings that result in high current consumption, such as high output bi-ventricular pacing, consideration should be given to scheduling the patient for a follow-up visit within three months if it is not scheduled to occur within that time period. As always, St. Jude Medical defers to your clinical judgment on any decisions regarding the management of your patients.</p> <p>Current Status (June 30, 2008): There have been no implanted devices confirmed to have been affected by this issue since the time of the advisory.</p>

ADVISORIES & SAFETY ALERTS

Model Identification	Advisory	Follow-up Recommendations at Time of Advisory
<p>Epic (V-197, V-235), Epic+ (V-196, V-236), Epic HF (V-338), Epic+ HF (V-250), Atlas+ (V-193, V-243), Atlas+ HF (V-340), or Atlas (model V-242) ICDs</p>	<p>3/10/05 Class II A software parameter that affects the sensitivity of the reed switch in the listed devices was being set to an incorrect value which could prevent these devices from entering the magnet mode to inhibit tachy therapy when an external magnet is applied.</p>	<p>During routine product evaluation, St. Jude Medical Quality Assurance identified that a software parameter that affects the sensitivity of the reed switch in the listed devices was being set to an incorrect value during manufacturing beginning in late November of last year. This has the effect of preventing these devices from entering the magnet mode to inhibit tachy therapy when an external magnet is applied. This is a software controlled parameter that can be easily corrected via the programmer. All other bradycardia pacing and tachyarrhythmia detection and therapy features are not affected in devices subject to this notification. Until the magnet sensitivity parameter is corrected via the programmer, tachy therapy may not be properly inhibited as is customary with placement of an external magnet, but can be inhibited by using the programmer to program the device to Defib Off, and then back On as needed.</p> <p>The affected devices were manufactured during a three month period beginning November 22, 2004. To date, there have been no field reports of any magnet mode failures, nor have there been any clinical complications reported associated with this issue. Magnet mode application is usually used to inhibit tachycardia therapy such as when a patient is subjected to electrocautery during a surgical procedure. In order to remedy this situation, in addition to this notification, St. Jude Medical Sales Representatives and Field Clinical Engineers have been provided with a simple software tool that can be used to set, via the programmer, the reed switch's magnet sensitivity to the proper value. You may contact them to schedule this reprogramming at the patient's next scheduled follow-up visit or at your discretion.</p> <p>Current Status (June 30, 2008): There have been no implanted devices confirmed to have been affected by this issue since the time of the advisory.</p>
<p>Identity ADx DR Models 5286, 5380, 5386 and 5480</p>	<p>07/31/03 Class II An anomaly in the pacemaker code, which under a certain set of programmed settings and specific event timing circumstances could deliver a short coupled pacing interval of 300 ms (200 ppm). Consecutive (up to a maximum of 12) shorter than anticipated pacing intervals could be experienced.</p>	<p>St. Jude Medical's software engineering department has identified an anomaly in the pacemaker code, which under a certain set of programmed settings and specific event timing circumstances has a potential to deliver a short coupled pacing interval of approximately 300 milliseconds (200 ppm). It is also possible, however unlikely, that a patient could experience consecutive (up to a maximum of 12) shorter than anticipated pacing intervals. To date, the only clinical observation has been the delivery of a single short interval. There have been no reports of patient injury as a result of the shortened pacing interval.</p> <p>In order for the above mentioned shortened pacing interval to potentially occur, the programmed settings of the dual chamber device would have to satisfy both of the following conditions:</p> <ul style="list-style-type: none"> ■ Base rate, rate hysteresis or rest rate programmed to 55 ppm or lower ■ Autocapture programmed ON <p>Additionally, it should be noted that even with the following settings, the shortened pacing interval will not occur unless specific internal timing and other conditions are met. If the device is programmed to any other combination of settings (e.g. base rate, hysteresis rate and rest rate all at 60 ppm or above, or Autocapture programmed OFF), the scenario described above cannot occur.</p>
		<p>St. Jude Medical recommends that physicians review their records to identify which, if any, of their patients implanted with a subject device have programmed settings as described above. For these patients, they should schedule a pacemaker programming session as soon as possible to temporarily program Autocapture OFF or adjust the base rate, rate hysteresis and rest rate to 60 ppm or above. The root cause of potentially delivering the short pacing interval has been identified and a downloadable firmware correction has been developed to prevent any future occurrence. The revised firmware will be made available to the physicians via a new programmer software version immediately following FDA approval. The revised code will be downloaded automatically during pacer interrogation and will take approximately six seconds. At the time of the FDA approval, all newly manufactured and distributed products will also have the new pacemaker code.</p> <p>There is no need to consider replacement of the devices as the temporary programming outlined above and the forthcoming device firmware update will eliminate the potential for the described phenomenon from occurring in the future.</p> <p>Current Status (June 30, 2008): There have been no implanted devices confirmed to have been affected by this issue since the time of the advisory.</p>

Model Identification	Advisory	Follow-up Recommendations at Time of Advisory
Tempo 2102 and Meta 1256D	11/04/02 Dendritic growth at the battery/hybrid connection could cause a short circuit, which in turn could result in premature battery depletion.	<p>Decreased reliability has been observed in a group of these devices. The devices in the advisory population were manufactured at the Teletronics' manufacturing facility between the second quarter of 1996 and the second quarter of 1997. Premature battery depletion resulting from bridging between adjacent connectors has resulted in no output or no telemetry in 1% of this population of devices to date.</p> <p>The following recommendations are made: Physicians are advised to review patients who have 1256D/2102 pacemakers at an early date to evaluate pacemaker function.</p> <p>For patients who are pacemaker dependent, the physician should give consideration to explantation and replacement as soon as practicable.</p> <p>For patients who are not considered pacemaker dependent, the physician should consider replacement only if any abnormal function is identified (such as no output, telemetry loss, telemetry abnormality or premature end of life indication). All remaining non-pacemaker dependent patients with 1256D/2102 pacemakers should subsequently be reviewed at least every six months.</p>
Tempo 1102, 1902, 2102, 2902 and Meta 1256D	11/04/02 Class II Dendritic growth at the battery/hybrid connection could cause a short circuit, which in turn could result in premature battery depletion.	<p>This Advisory applies to a well-defined group of Tempo and Meta 1256D pulse generators which have been observed to exhibit premature battery depletion. This is an extension of a previous Tempo/Meta advisory dated 6/6/00. The following recommendations are made:</p> <p>For patients who are significantly pacemaker dependent. The decision as to whether or not to replace a pulse generator prophylactically remains one of clinical judgment. We therefore recommend that you strongly consider replacing these pulse generators on a prophylactic basis for all patients who are significantly pacemaker dependent, unless pulse generator replacement is medically contraindicated.</p> <p>For patients who are not considered pacemaker dependent. Again, this is a matter of clinical judgment. In the event a device is not replaced, continued routine monitoring is advised.</p>
Profile V-186	7/13/01 Class II Failure of a ceramic capacitor could lead to sensing anomalies/early battery depletion	<p>This Advisory applies to a well-defined group of Profile MD (Model V-186HV3) implantable cardioverter-defibrillators (ICDs) which have been observed to exhibit decreased reliability. These devices had specific modules (subcircuits) manufactured during a five-month period during the first half of 1999. Those potentially affected devices that have not exhibited any anomalous behavior within 24 months of manufacture are not at increased risk of failure at a later date. These failures were caused by a component anomaly that is limited to a specific, traceable lot (group) of capacitors.</p> <p>If these capacitors fail, two different clinical manifestations may be observed, depending on the location of the failed capacitors:</p> <p>Low Voltage Module: The devices may exhibit sudden loss of sensing or oversensing of internally generated interference (noise) resulting in aborted or delivered shocks. Due to the potential for sudden loss of sensing, which would prevent the ICD from detecting ventricular tachyarrhythmias, device replacement should be considered for patients with devices incorporating the suspect capacitors in this location. In making this decision, you should weigh the likelihood that your patient will have one of the few additional devices expected to fail against the risk associated with the replacement procedure. For patients who do not have their devices replaced, St. Jude Medical recommends monthly monitoring for the remaining months during which additional failures are expected to occur and every three months thereafter.</p> <p>High-Voltage Module: The devices may exhibit premature battery depletion with no other clinical manifestations. While the battery voltage may drop rapidly to a value near or below the device's ERI, it stabilizes for several months at a value at which the device continues to detect arrhythmias and deliver therapy appropriately. In addition, some of these devices may exhibit oversensing of internally generated electrical interference (noise), which may result in false detection of tachyarrhythmias. However, during charging, the interference abates, and the therapy is usually aborted without the delivery of inappropriate shocks to the patient. Because these devices generally continue to respond appropriately to spontaneous tachyarrhythmias, and because the battery voltage stabilizes for several months at a level that does not compromise device function, St. Jude Medical recommends that patients with devices incorporating suspect capacitors in this location be monitored monthly for the remaining months during which additional failures are expected to occur and every three months thereafter.</p>

ADVISORIES & SAFETY ALERTS

Model Identification	Advisory	Follow-up Recommendations at Time of Advisory
Meta DDDR 1256	<p>6/6/00 Class II Integrated circuit failure due to electrostatic discharge during manufacturing resulting in no output or sensing anomalies.</p>	<p>This Advisory applies to a well-defined group of Meta 1256 pulse generators, which have been observed to exhibit decreased reliability. The following recommendations are made:</p> <p>For patients who are significantly pacemaker dependent. The decision as to whether or not to replace a pulse generator prophylactically remains one of clinical judgment. We therefore recommend that you strongly consider replacing these pulse generators on a prophylactic basis for all patients who are significantly pacemaker dependent, unless pulse generator replacement is medically contraindicated.</p> <p>For patients who are not considered pacemaker dependent. Again, this is a matter of clinical judgment. In the event a device is not replaced, continued routine monitoring is advised.</p>
Tempo 1102, 1902, 2102, 2902, and Meta 1256D	<p>6/6/00 Class II Dendritic growth at the battery/hybrid connection could cause a short circuit, which in turn could result in premature battery depletion.</p>	<p>This Advisory applies to a well-defined group of Tempo and Meta 1256D pulse generators, which have been observed to exhibit premature battery depletion. The following recommendations are made:</p> <p>For patients who are significantly pacemaker dependent. The decision as to whether or not to replace a pulse generator prophylactically remains one of clinical judgment. We therefore recommend that you strongly consider replacing these pulse generators on a prophylactic basis for all patients who are significantly pacemaker dependent, unless pulse generator replacement is medically contraindicated.</p> <p>For patients who are not considered pacemaker dependent. Again, this is a matter of clinical judgment. In the event a device is not replaced, continued routine monitoring is advised.</p>
Trilogy 2250L, 2260L, 2264L, 2308L, 2318L, 2350L, 2360L, 2364L	<p>3/10/00 Class II Risk of malfunction due to an anomaly of the pacemaker's microprocessor. Typical manifestations of this anomaly are dashes observed on the programmer screen, unexpected rate variation, abnormally high battery current drain, and mode change.</p>	<p>Continued monitoring of Trilogy devices affected by an Advisory issued in July 1999 has revealed an additional low level of adverse events. A sub-population of the above models, principally those manufactured before January 1999, is potentially affected by a risk of malfunction due to an anomaly of the pacemaker's microprocessor. To date this has been reported in only 0.11% of the implanted population. Typical manifestations of this anomaly are:</p> <ul style="list-style-type: none"> ■ Interrogation/programming difficulties, including the presence of dashes (—) on the programmer screen for some parameter values after interrogation ■ Unexpected rate variations ■ Abnormally high battery current drain ■ Mode change <p>The presence of dashes on the programmer screen is typically caused by partial programming of one or more of the programmed parameters and may be corrected by reprogramming. In the event that observed dashes (—) cannot be resolved by reprogramming, please contact your St. Jude Medical representative, as it may be possible to resolve the situation non-invasively via special programming and may not be indicative of a microprocessor anomaly.</p> <p>Considering the low level of incidence of this anomaly, the following steps are recommended:</p> <ol style="list-style-type: none"> 1. Assess the patient population, relative to the potential for an inappropriate mode change to single-chamber atrial pacing, to determine which patients are pacemaker-dependent and have an inadequate ventricular escape rhythm. 2. Replacement of a device always remains a matter of clinical judgement, including balancing the clinical risk associated with pacemaker replacement against the risk of device malfunction. 3. Almost all microprocessor malfunctions described in this notification were found during routine follow-up. This reinforces the importance that pacemaker patients should be followed regularly in accordance with best prevailing medical practices.

Model Identification	Advisory	Follow-up Recommendations at Time of Advisory
Affinity 5130L, 5130R, 5330L, 5330R, 5230L, 5230R	<p>2/14/00 Class II An unsecured resistor connection to the hybrid circuit might cause abnormal measured data, false RRT indication, backup VVI mode, or intermittent loss of output.</p>	<p>This advisory applies to a very specific, well-defined group of Affinity devices that have been implanted worldwide. The device may exhibit any or all of the following output anomalies:</p> <ul style="list-style-type: none"> ■ Abnormal measured battery data, ■ A false recommended replacement (RRT) indication, ■ Reversion to back-up VVI mode, ■ Intermittent loss of output. One marker of an affected device that may be apparent during a routine follow-up interrogation is an abnormally high reading for battery current (taking into consideration the device's programmed output parameters). <p>If this or an early indication of RRT or reversion to back-up VVI mode is observed, please contact your local St. Jude Medical representative or Technical Services. Although the time course is variable, these behavioral anomalies will occur before there is any affect on device output.</p>
Trilogy 2250L, 2260L, 2264L, 2308L, 2318L, 2350L, 2360L, 2364L	<p>7/19/99 Class II Premature battery depletion caused by a current leakage path that could be created during the laser welding process to attach the battery to the device hybrid</p>	<p>Analysis of the clinical data associated with the failed devices has shown that an early increase in battery impedance could be observed at one or more previous routine follow-up visits prior to reaching RRT. The observed rise in battery impedance is an earlier and more reliable indicator than the reported battery voltage. The battery depletion, although accelerated, does not occur abruptly and patients can be monitored using the measured data telemetry in the pacemaker. The following follow-up schedule and device monitoring is advised.</p> <ol style="list-style-type: none"> 1. For patients who have had a follow-up visit at least 12 months after their device was implanted, check the measured data printout from the last follow-up evaluation. If a battery impedance of "< 1 kOhm" was recorded, continue to monitor the battery impedance with your routine follow-up schedule for that patient (6-month intervals recommended). If follow-up visits every 6 months is not your routine schedule, then an additional visit at 18 months should be performed. 2. For patients who have not yet had a follow-up visit at least 12 months after their device was implanted, the following is recommended: <ul style="list-style-type: none"> ■ If the patient has had their device implanted for less than two months or has not had a device interrogation with measured data within the last three months, an evaluation of the battery impedance is recommended as soon as possible. This should be printed and a copy retained in the patient's pacemaker or office chart. ■ Otherwise, if the battery impedance from the most recent evaluation is "< 1 kOhm," begin an every 3-month follow-up schedule with respect to measured data telemetry until that value has been recorded at least 12 months post-implant. Thereafter, continue to monitor the battery impedance with your routine follow-up schedule for that patient (6-month intervals recommended). If follow-up visits every six months is not your routine schedule, then an additional visit at 18 months should be performed. <p>If the battery impedance reading is 1 kOhm or higher and the pulse generator has been implanted for less than two years, it is likely that the system is demonstrating accelerated battery depletion. Please contact your local Field Representative or Technical Services.</p>

INDEX



ST. JUDE MEDICAL™
MORE CONTROL. LESS RISK.

INDEX

Cardiac Resynchronization Therapy

Atlas® II + HF (V-366)	20
Atlas® II HF (V-365)	19
Atlas® + HF (V-340)	25
Atlas® + HF (V-343)	23
Epic® II HF (V-355)	21
Epic® HF (V-338)	24
Epic® HF (V-337)	22
Frontier® (5508)	33
Frontier® II (5586)	32
Promote® (3107-36)	17
Promote® RF (3207-30)	16
Promote® RF (3207-36)	18
QuickFlex® (1156T)	40
QuickFlex® XL (1158T)	41
QuickSite® (1056T)	43
QuickSite® (1056K)	44
QuickSite® XL (1058T)	42

ICDs

Atlas® II DR (V-265)	53
Atlas® II + DR (V-268)	54
Atlas® + DR (V-243)	60
Atlas® DR (V-240)	63
Atlas® DR (V-242)	59
Atlas® II VR (V-168)	72
Atlas® + VR (V-193)	74
Atlas® VR (V-199)	77
Contour® MD (V-175, V-175AC, V-175B, V-175C, V-175D)	79
Current® DR (2107-36)	51
Current® RF DR (2207-30)	50
Current® RF DR (2207-36)	52
Current® VR (1107-36)	70
Current® RF VR (1207-36)	71
Epic® II DR (V-255)	55
Epic® II + DR (V-258)	56
Epic® + DR (V-236)	61
Epic® + DR (V-239)	58
Epic® DR (V-235)	62
Epic® DR (V-233)	57
Epic® II VR (V-158)	73
Epic® + VR (V-196)	75
Epic® VR (V-197)	76
Photon® μ DR (V-232)	64
Photon® μ VR (V-194)	78

Defibrillation Leads

Durata® (7120, 7121)	86
Riata® ST (7002)	92
Riata® ST (7000, 7001)	93
Riata® ST (7010, 7011)	90
Riata® ST (7040, 7041)	91
Riata® ST Optim® (7070, 7071)	87

Defibrillation Leads

Riata® ST Optim® (7020, 7021)	88
Riata® ST Optim® (7022)	89
Riata® i (1590, 1591)	94
Riata® (1582)	95
Riata® (1570, 1571)	96
Riata® (1580, 1581)	97
SPL® (SP01, SP02, SP03, SP04)	98
TVL® RV (RV01, RV02, RV03, RV06, RV07)	99
TVL® SVC (SV01, SV02, SV03)	99
TVL® ADX (1559)	98

Pulse Generators

AddVent® (2060)	122
Affinity® DC (5230)	121
Affinity® DR (5330, 5331)	121
Affinity® SR (5130, 5131)	146
Affinity® VDR (5430)	119
Entity® DC (5226)	120
Entity® DR (5326)	120
Identity® ADx DR (5380)	113
Identity® ADx XL DR (5386)	114
Identity® ADx XL DC (5286)	114
Identity® (5370)	116
Identity® XL (5376)	117
Identity® SR (5172)	142
Identity® ADx SR (5180)	141
Integrity® ADx DR (5360)	111
Integrity® ADx DR (5366)	112
Integrity® AFx DR (5342, 5346)	115
Integrity® μ DR (5336)	118
Integrity® SR (5142)	145
Integrity® ADx SR (5160)	140
Integrity® μ SR (5136)	144
Meta™ DDDR (1256D)	123
Meta™ DDDR (1256)	124
Microny® (2425T, 2525T, 2535K)	143
Paragon™ (2010, 2011, 2012)	129
Paragon™ II (2016)	128
Paragon™ III (2304, 2314, 2315)	127
Phoenix® II (2005, 2008, 2009)	151
Phoenix® III (2204, 2205)	150
Regency® SC+ (2400L, 2402L)	147
Solus® (2002, 2003)	152
Solus® II (2006, 2007)	151
Synchrony® II (2022, 2023)	128
Synchrony® III (2028, 2029)	127
Tempo® D (2902)	123
Tempo® DR (2102)	123
Tempo® V (1102)	148
Tempo® VR (1902)	148
Trilogy® DC+ (2318)	125
Trilogy® DR+ (2360, 2364)	126
Trilogy® SR (2250)	150

Pulse Generators

	Pg
Trilogy® SR+ (2260, 2264)	149
Verity® ADx XL DR (5356)	110
Verity® ADx XL DR M/S (5357M/S)	110
Verity® ADx XL DC (5256)	110
Verity® ADx XL SR (5156)	139
Verity® ADx XL SR M/S (5157M/S)	139
Verity® ADx XL SC (5056)	139
Victory® DR (5810)	108
Victory® XL DR (5816)	109
Victory® SR (5610)	138
Zephyr™ DR (5820)	106
Zephyr™ XL DR (5826)	107
Zephyr™ SR (5620)	137
Zephyr™ XL SR (5626)	136

Pacing Leads

	Pg
ACE® (1015M, 1025M)	172
ACE® (1016T, 1026T)	174
Fast-Pass® (1018T, 1028T)	172
Fast-Pass® (1007)	173
IsoFlex® P (1644T, 1648T)	164
IsoFlex® S (1642T, 1646T)	165
OptiSense® (1699T, 1699TC)	160
Passive Plus® (1135K, 1143K, 1145K, 1235K, 1243K, 1245K)	171
Passive Plus® (1136T, 1142T, 1146T, 1222T, 1226T, 1236T, 1242T, 1246T)	170
Passive Plus® DX (1343K, 1345K)	171
Passive Plus® DX (1336T, 1342T, 1346T)	170
Permathane® ACE (1036T, 1038T)	173
Permathane® ACE (1035M)	174
Tendril® (1788T, 1788TC)	162
Tendril® (1782T, 1782TC)	163
Tendril® (1148, 1188T)	169
Tendril® (1188K)	169
Tendril® DX (1388K)	169
Tendril® DX (1388T, 1388TC)	169
Tendril® SDX (1688T, 1688TC)	166
Tendril® SDX (1488T, 1488TC)	168
Tendril® ST Optim® (1888T, 1888TC)	158
Tendril® ST Optim® (1882T, 1882TC)	161

St. Jude Medical is focused on reducing risk by continuously finding ways to put more control into the hands of those who save and enhance lives.

ATRIAL FIBRILLATION CARDIAC RHYTHM MANAGEMENT CARDIAC SURGERY CARDIOLOGY NEUROMODULATION

St. Jude Medical

Cardiac Rhythm Management Division
15900 Valley View Court
Sylmar CA 91342
USA
+1 818 362 6822
+1 818 364 5814 Fax

St. Jude Medical Sweden AB

Veddestavägen 19
175 84 Järfälla
Sweden
+46 8 474 4000
+46 8 760 3855 Fax

St. Jude Medical Europe, Inc.

The Corporate Village
Figueras Building
Avenue Da Vinci laan, 11 Box F1
B-1935 Zaventem
Belgium
+32 2 774 68 11
+32 2 772 83 84 Fax

St. Jude Medical

World Headquarters
One Lillehei Plaza
St. Paul MN 55117
USA
+1 651 483 2000
+1 651 482 8318 Fax

sjm.com



ST. JUDE MEDICAL™

MORE CONTROL. LESS RISK.

CAUTION: FEDERAL LAW (USA) RESTRICTS THIS DEVICE TO SALE, DISTRIBUTION AND USE BY OR ON THE ORDER OF A PHYSICIAN. Consult the User's Manual for information on indications, contraindications, warnings and precautions. Unless otherwise noted, © or ™ indicates that the name is a trademark of, or licensed to, St. Jude Medical, or one of its subsidiaries.
© 2008 St. Jude Medical. All rights reserved.

Item F0069