

PRODUCT PERFORMANCE REPORT

Cardiac Rhythm Management

April 2009



ST. JUDE MEDICAL™
MORE CONTROL. LESS RISK.

LETTER FROM ST. JUDE MEDICAL

April 2009

As a world leader in the development of state-of-the-art technology for cardiac rhythm management devices, St. Jude Medical continuously strives to partner with physicians in reducing risks and facilitating the best possible patient outcomes. We understand that our products are implanted in people whose health and well-being depend on their performance. From product design through patient follow-up, St. Jude Medical employees are dedicated to product quality and patient safety.

In keeping with this commitment, we publish a product performance report semi-annually to ensure that the healthcare community and the patients it serves are informed about the overall performance of our cardiac devices, which include implantable cardioverter defibrillators (ICDs), pacemakers and implantable pacing and defibrillation leads.

This is the second report to include data from St. Jude Medical's Product Longevity and Performance Registry (SCORE). SCORE is an active, ongoing source of information on the reliability and performance of St. Jude Medical's cardiac rhythm management products. Unlike other active registries, SCORE tracks information on multiple product families, including leads as well as ICD and pacemaker models, making it the most comprehensive registry in the industry. This prospective, non-randomized, multi-center registry complements the data gathered from returned product analysis. In addition to helping determine and report survival probabilities, the data from this registry may also be used to support design and development of new cardiac rhythm management products.

SCORE started enrolling patients in June 2007. The registry will actively monitor indefinitely the performance of implanted St. Jude Medical products at participating sites and is thus designed to include new products as they become available. SCORE is just one example of how we are working to reduce risk, and set new standards for quality and performance.

St. Jude Medical also recognizes the value of the industry working together to provide transparent and consistent information on the performance of cardiac rhythm management products. Following the 2005 Policy Conference on Pacemaker and ICD Device Performance, cardiac device companies worked through AdvaMed to establish "Requirements for Uniform Reporting of Clinical Performance of Pulse Generators." St. Jude Medical adopted the proposal, which sets forth the definitions and requirements for product performance reports and seeks to provide physicians and their patients with a level of device performance information that is consistent across manufacturers.

As we continually strive to provide unbiased and reliable information on the performance of our products, we are pleased to release this product performance report with the latest performance information on our ICDs, pacemakers and lead systems.

Sincerely,



Kathleen M. Chester

*Sr. Vice President, Regulatory Affairs & Quality Assurance
Cardiac Rhythm Management*



ST. JUDE MEDICAL™

MORE CONTROL. LESS RISK.

TABLE OF CONTENTS

INTRODUCTION AND OVERVIEW	1
CARDIAC RESYNCHRONIZATION THERAPY	
CRT ICDs	12
Battery Longevity	24
Summary Information	25
CRT PULSE GENERATORS	30
Summary Information	35
LEFT-HEART LEADS	40
Laboratory Analysis	47
ICDs	
DUAL-CHAMBER	50
Battery Longevity	68
Summary Information	69
SINGLE-CHAMBER	74
Battery Longevity	88
Summary Information	89
DEFIBRILLATION LEADS	94
Laboratory Analysis	115
PULSE GENERATORS	
DUAL-CHAMBER	118
Summary Information	147
SINGLE-CHAMBER	152
Summary Information	173
PACING LEADS	
BIPOLAR/ UNIPOLAR	178
Laboratory Analysis	207
IMPLANTABLE CARDIAC MONITORS	211
Summary Information	215
ADVISORIES AND SAFETY ALERTS	218
INDEX	226

INTRODUCTION AND OVERVIEW

Serving our mission

The St. Jude Medical mission is to develop medical technology and services that put more control into the hands of those who treat cardiac, neurological and chronic pain patients worldwide. We do this because we are dedicated to advancing the practice of medicine by reducing risk wherever possible and contributing to successful outcomes for every patient.

Toward this mission, we maintain a rigorous approach to ensuring the quality of our products. The key elements of this effort include:

- Compliance with U.S. and international quality system standards, such as the U.S. FDA Quality Systems Regulation (21 CFR Part 820) and ISO 13485 (an international standard for the Quality Management System for medical devices);
- Thorough evaluation of product design, including extensive design verification and validation, as well as product qualification testing;
- Rigorous control of the design and manufacturing processes;
- Inspection and qualification of externally supplied components and materials;
- Timely analysis of returned products, including extensive malfunction investigation;
- Extensive internal auditing;
- Post Market Surveillance; and
- Continuous improvement programs

What you'll find in this report

For all ICDs starting with Photon[®] Micro device and for all pacemakers starting with Affinity[®] device, you will find the analysis of data, according to the AdvaMed guidelines, collected through December 31, 2008, including:

- A graph of survival probability that reflects reasons for device removal (including normal battery depletion, malfunction with compromised therapy, and malfunction without compromised therapy). It includes non-returned devices removed from service for battery depletion with no associated complaint as normal battery depletions;
- A graph of survival probability that excludes normal battery depletion in the Analysis;
- A table that accompanies and summarizes the data in each graph; and
- An update to Advisories on implantable devices starting in 2003.

INTRODUCTION AND OVERVIEW

Additional tables for ICDs starting with Photon® Micro and pacemakers starting with Affinity that aggregate and summarize the data in the report can be found for Cardiac Resynchronization Therapy (CRT) ICDs on page 25, for CRT-Pulse Generators page 35, for ICDs pages 69 and 89 and for Pulse Generators pages 147 and 173.

For ICDs prior to Photon® Micro device and pacemakers prior to Affinity® device, you will find analysis of the data collected through December 31, 2008, consistent with previous product performance reports. These device models include:

ICDs	Pulse Generators (Pacemakers)		
Contour® MD V-175, V-175AC, V-175B, V-175C, V-175D	Trilogy® DC+ 2318 Trilogy® DR+ 2360, 2364 Paragon™ III 2304, 2314, 2315 Paragon™ II 2016 Paragon 2010, 2011, 2012 Synchrony® III 2028, 2029	Synchrony® II 2022, 2023 AddVent® 2060 Microny® 2425T, 2525T, 2535K Regency® SC+ 2400L, 2402L Tempo® V 1102 Tempo® VR 1902	Trilogy® SR+ 2260, 2264 Trilogy® SR 2250 Solus® II 2006, 2007 Solus® 2002, 2003 Phoenix® III 2204, 2205 Phoenix® II 2005, 2008, 2009

For all CRT leads, defibrillation leads, and pacing leads, you will find analysis of the data collected through December 31, 2008. Laboratory analysis of the most recently released CRT leads, defibrillation leads, and pacing leads returned from the U.S. market is summarized by model. The laboratory analysis results are categorized into one of the following three categories:

- **Implant Damage** - obvious damage incurred at the time of attempted implant, including but not limited to insulation cuts and damage, helix overtorque, and stylet perforation.
- **Electrical Malfunction** - a disruption in the insulation or conductors resulting in compromised electrical performance. Electrical malfunction data are further broken down into one of the following three subcategories:
 - *Insulation Disruption* - leads exhibiting wear and abrasion that extends through the insulation and exposes the conductors.
 - *Conductor Disruption* - leads exhibiting cable and coil fractures, including those attributed to subclavian crush.
 - *Crimps, Welds, Bonds* - leads exhibiting malfunctions related to crimps, welds, and bonds.

- **Other** - includes other returns not attributed to damage incurred at the attempted implant and not resulting in compromised electrical failures. The Other category of data is further broken down into one of the following four subcategories:
 - *Explant Damage* - leads exhibiting physical damage incurred at the time of explant.
 - *Non-Electrical Workmanship* - leads exhibiting some out of specification mechanical condition, such as a bent connector pin or helix anomaly.
 - *Non-Electrical Anomaly* - leads not associated with a complaint but exhibiting some anomalous condition that did not result in an electrical malfunction. An example would be a lead exhibiting some insulation disruption that did not extend through and therefore did not compromise the function of the lead.
 - *Partial Lead* - leads with an alleged malfunction that are returned not in its entirety; as a result, it was not possible to perform a complete analysis and confirm the malfunction.

Older lead models for which survival charts are presented consistent with previous product performance reports include:

Defibrillation Leads

TVL® ADX 1559
 SPL® SP01, SP02, SP03, SP04
 TVL® RV RV01, RV02, RV03, RV06,
 RV07
 TVL SVC SV01, SV02, SV03

Pacing Leads

Tendril® 1148, 1188T
 Tendril® DX 1388T/TC
 Fast-Pass® 1018T, 1028T
 Passive Plus® 1136T, 1142T,
 1146T, 1222T, 1226T, 1236T,
 1242T, 1246T

Passive Plus® DX 1336T, 1342T,
 1346T
 Permathane® ACE 1036T, 1038T
 Tendril® 1188K
 Tendril® DX 1388K
 Fast-Pass® 1007

Passive Plus® 1135K, 1143K,
 1145K, 1235K, 1243K, 1245K
 Passive Plus® DX 1343K, 1345K
 Permathane® ACE 1035M
 ACE® 1015M, 1025M, 1026T, 1016T

We have also included a summary of the methods used for measuring product performance and a summary of the definitions for key terms used in preparing the report. Additionally, the survival charts include a summary description section, as identified below:

ICDs and Pulse Generators (Pacemakers)

US Market Release Date	Number of Normal Battery Depletions
Registered Number of US Implants	Number of Malfunctions (including returns related to advisories)
Estimated Number of Active US Implants	Number of Advisories
Estimated Longevity in years	Maximum Delivered Energy – in joules (ICDs only)

INTRODUCTION AND OVERVIEW

Leads

US Market Release Date	Polarity
Registered Number of US Implants	Steroid
Estimated Number of Active US Implants	Number of Advisories
Lead Type and/or Fixation	Laboratory Analysis Results (for the most recent market released models)
Insulation Material	

What's new in this report

SCORE Registry Data:

St. Jude Medical is pleased to again provide results from the SCORE (St. Jude Medical Product Longevity and Performance) Registry. SCORE is an active, ongoing source of reliability and performance information of St. Jude Medical market-released cardiac rhythm management products – including multiple product families of leads as well as ICD and pacemaker models. SCORE Registry data complements the data collected from returned product analysis, further enhancing St. Jude Medical's performance reporting.

To ensure a sufficiently large and appropriately representative source of data, 45 clinical sites are participating in the SCORE Registry with over 2,800 patients enrolled as of December 31, 2008. Using a common protocol, these sites are individually monitoring and reporting on the performance of St. Jude Medical cardiac rhythm management products used at their site.

In order for a device model to be included in this report, a minimum of 100 devices are required to have been enrolled, with the latest interval to be reported having a minimum of 50 devices which have been followed for at least six months. Consistent with industry practice, lead complications are included in the survival calculations for events with implant duration greater than 30 days.

The registry will actively monitor indefinitely the performance of implanted St. Jude Medical products at participating sites and is thus designed to include new products as they become available. In this report, the following device models have data from the SCORE Registry included:

ICDs	Defibrillation Leads	Pacemakers	Pacing Leads
Promote RF (Model 3207-36)	Durata (Models 7120/7121)	Zephyr DR (Model 5826)	Tendril ST Optim (Model 1888)
Current DR RF (Model 2207-36)	Riata ST Optim (Models 7020/7021)	Victory XL DR (Model 5816)	Tendril (Model 1788)
Current VR RF (Model 1207-36)			Tendril SDX (Model 1688)
			Optisense (Model 1699)
			Isoflex S (Model 1646)

Additional device models will be included in future reports once a sufficient sample size is reached.

Adjustment Factor for Pacemakers and ICDs (including CRT Devices)

St. Jude Medical is committed to providing transparent and consistent information on product performance to our physicians and their patients. Beginning with the April 2009 Product Performance Report (PPR), we are reporting ICD and pacemaker survivability in a manner that is more consistent with new industry standards. Specifically, the company is employing a new method to adjust for bias due to under-reporting of devices. Previously, St. Jude Medical employed a method to adjust for under-reporting of pacemakers. This method, however, has been revised as the result of a joint collaboration with other cardiac device companies under the auspices of AdvaMed. It establishes uniform reporting standards for ICDs and pacemakers to ensure more consistency among device manufacturers. As a result of this change in calculation methods, you will notice:

- Somewhat lower survival probability charts for ICD models, as this is the first time ICD data has been adjusted for under-reporting
- Somewhat higher survival probability charts for pacemaker models, as the previous methodology used in 2006 to adjust for under-reporting was more conservative than the new methodology

These changes do not have any effect on longevity estimates or any impact to device performance in the field. Furthermore, this does not alter the fact that the survival charts, even with these changes, still demonstrate that St. Jude Medical device families meet or exceed the estimated longevity as stated in the User's Manuals. To help readers with this, we have combined the including and excluding battery depletion survival curves into one chart and also added a horizontal longevity estimate bar on the same chart. For ICDs, this longevity bar represents the range of longevity for each model as stated in the User's Manual, corresponding to 100% pacing to no pacing. For pacemakers, the longevity bar represents a 90% confidence range for nominal longevity. Also, to accommodate the above enhancements, the survival probability charts will be presented in landscape format starting with the April 2009 PPR.

INTRODUCTION AND OVERVIEW

We continue to be committed to answering your questions and keeping you informed. If you have any questions or concerns, please contact your St. Jude Medical Representative or St. Jude Medical Technical Services at 1-800-722-3774. Thank you for your continued support and allowing St. Jude Medical to positively impact the lives of the patients you serve on a daily basis.

Methodology

For devices that are implanted in the body and have a service life of several years, measuring performance presents a number of considerations for medical device manufacturers. St. Jude Medical encourages that all products, once they are taken out of a patient for any reason, be returned for analysis. There are some situations where those devices are not always returned. These include, for example, pacing and defibrillation leads that are not routinely explanted due to potential risk to patients from explanting these devices.

Industry Standards

The industry standard method of evaluating product performance is survival analysis, which estimates the probability that a device will not malfunction during a specified period of time. This statistical method best represents device performance in general over a specified period of time.

How St. Jude Medical measures product performance

For ICDs, pacemakers and leads, we compile cumulative survival data based on the actuarial (or life-table) method of survival analysis, consistent with ISO 5841-2:2000(E) "Reporting of Clinical Performance of Populations of Pulse Generators and Leads." Product performance is plotted over a maximum of 20 years, with a minimum of 500 registered implants required for inclusion in the report, and a minimum sample size for each time period of 200 devices. The data for the analysis covers all documented implants in the United States, and includes the analysis of all domestically implanted pulse generators returned to St. Jude Medical. The analysis measures device performance to specification, and does not reflect medical complications such as infection, erosion, muscle stimulation or inhibition, or units implanted for fewer than 24 hours.

"Survival" refers to the proper function of the device, not the survival of the patient, and is intended to illustrate the calculated probability of device survival at a given point in time. A survival probability of 99% at five years, for example, indicates that at five years after implant, the system has a 1% risk of incurring a malfunction and/or normal battery depletion. All devices within each model family (except where noted) are included in the calculations.

Because of the large size of the U.S. data pool, and because in general the same products are used both in the U.S. and internationally, we consider the data in this report to be accurately representative of each device's performance, regardless of where in the world it was implanted.

St. Jude Medical lead analysis includes all leads returned to the company, as well as those registered as complaints but not returned. This method is used to ensure a conservative failure estimate for lead performance. The method to calculate leads survival includes lead complications (returns and complaints not returned) with implant duration greater than 30 days. Lead complications under 30 days are considered to be related to factors other than lead malfunction, such as patient specific characteristics or implant technique, and are therefore excluded from the survival calculations, consistent with industry practice. If a lead is known to have been implanted for more than 30 days, it is subject to evaluation for survival characteristics. If there is laboratory data that determines the lead to have exhibited an electrical malfunction, the lead is counted as a non-survivor. If a lead was not returned for analysis, the status of the lead is examined. If by examination of this status the lead is identified with certain codes as a complaint, is no longer in service as a result of the complaint, and was implanted for more than 30 days, then the lead is counted as a non-survivor. This condition is also followed for partial lead returns. These complaint codes for non-returned leads and partial lead returns include, but are not limited to, reports of sensing, pacing, capture anomalies, perforation, and dislodgement.

Implanted cardiac leads are subjected to constant, complex flexural and torsional forces, interactions with other leads and/or the pulse generator device, plus other forces associated with cardiac contractions and patient physical activity, posture, and anatomical influences. As such, cardiac leads' functional lifetimes are therefore limited and indeed, their functional longevity can not be predicted with a high degree of confidence. As a supplement to the survival estimates, product returns analysis results emphasize root cause of malfunction rather than functional longevity prediction.

INTRODUCTION AND OVERVIEW

Medical Advisory Board Review

St. Jude Medical has established separate and independent device and leads Medical Advisory Boards (MABs) to review the performance data contained in this report prior to its release and publication on a semi-annual basis. MAB members and their location of practice include:

Devices

Dr. Steven Bailin, Des Moines, Iowa
Dr. Jim Baker, Nashville, Tennessee
Dr. Anne Curtis, Tampa, Florida
Dr. Steve Greenberg, Roslyn, New York
Dr. Thomas Mattioni, Phoenix, Arizona
Dr. Gery Tomassoni, Lexington, Kentucky

Leads

Dr. Roger Freedman, Salt Lake City, Utah
Dr. David Hayes, Rochester, Minnesota
Dr. Steven Kalbfleisch, Columbus, Ohio
Dr. Steven Kutalek, Philadelphia, Pennsylvania
Dr. Raymond Schaerf, Burbank, California
Dr. Bruce Wilkoff, Cleveland, Ohio

Returning Devices to St. Jude Medical

To maintain the continued accuracy of our performance reporting, we encourage physicians to notify our Patient Records department each time a device is removed from service as a result of device replacement or patient death. Our Patient Records department can be reached at 888-SJM-CRMD or 818-362-6822.

All explanted devices should be returned for evaluation. St. Jude Medical will provide upon request a Returned Products Kit comprised of a postage paid explant box with a shipping address label, a Removed Device Information (RDI) form, a biohazard bag, and biohazard labels to seal the explant box. This kit, order #N0004, can be ordered at no charge through St. Jude Medical Customer Service by any of the following means:

- Call St. Jude Medical Cardiac Rhythm Management Customer Service at 800-681-9293
- Fax St. Jude Medical Cardiac Rhythm Management Customer Service at 866-805-3405
- Email St. Jude Medical Cardiac Rhythm Management Customer Service at lit@sjm.com

In addition, we are always ready to respond to questions, comments or suggestions. You can reach us by phone at 888-SJM-CRMD, or on the web at www.sjm.com.

Definitions

The following definitions have been used in preparing this report. Where applicable, the asterisk denotes definitions taken verbatim or based on AdvaMed Proposal definitions.

Estimated Active Implants - The total number of registered implants of a device, adjusted to reduce the bias attributable to the potential underreporting of:

- Devices removed from service due to malfunction;
- Devices removed from service while in specification, such as devices removed due to changes in patient condition;
- Devices removed from service due to patient death; and
- Devices removed from service due to normal battery depletion.

Estimated Longevity - The estimated number of years in which a device is expected to reach its Elective Replacement Indicator (ERI), as stated in the product user's manual. The estimate is based on battery life approximations, and is affected by many factors such as programmed parameters, percentage of time paced, internal impedance, use of AutoCapture™ Pacing System, etc. For example, the estimated longevity for Affinity®, Identity®, and ADx pacemakers is based on the mean longevity (or 50%) value in our manuals corresponding to a pacing output setting of 3.5 V, 500 ohm lead impedance, 100% DDD pacing, AutoCapture Off, and Stored EGMs Off (e.g. estimated longevity of 6.9 years for Identity pacemaker model 5386). Since all Victory and Zephyr pacemakers have a shipped setting of 2.5 V for pacing output, longevity for these two models of our newest pacemakers are calculated at 2.5 V output. However, actual performance would vary considerably, depending on the actual programmed settings and operations. We estimate that due to differences in actual programmed settings and operations, including use of AutoCapture by physicians, approximately 85% of pacemakers could survive up to the estimated mean longevity value.

Malfunction - Having characteristics that are outside the performance limits established by the manufacturer while implanted and in service, as confirmed by laboratory analysis, except changes to characteristics due to normal battery depletion or induced malfunction. Device damage caused after or during explant is not considered a malfunction.*

*AdvaMed Proposal – Requirements for Uniform Reporting of Clinical Performance of Pulse Generators.

Malfunction with Compromised Therapy - The condition when a device is found to have “malfunctioned,” as defined above, in a manner that compromised pacing or defibrillation therapy (including complete loss or partial degradation) while implanted and in service. Therapy is considered to have been compromised if no therapy is available or critical patient-protective pacing or defibrillation therapy is not available.* (A malfunction with compromised therapy does not imply that a patient has actually experienced a serious complication or death as a result of the malfunction although it does imply that the potential for a serious complication or death did exist during the period of the malfunction.)

Malfunction without Compromised Therapy - The condition when a device is found to have “malfunctioned,” as defined above, in a manner that did not compromise pacing or defibrillation therapy while implanted and in service, as confirmed by laboratory analysis. Therapy is not compromised as long as the critical patient-protective pacing and defibrillation therapies are available. Changes in device setting that occur as intended by the design (for example, reversion to a designed Safe Mode or Power-On Reset [POR]) that do not result in loss of critical patient protective therapies but are the reported reasons for explant shall be categorized as a Malfunction without Compromised Therapy.*

Normal Battery Depletion - The condition where a returned device met its electrical specification and reached its elective replacement indicator voltage:

- with implant duration meeting or exceeding the nominal predicted longevity at default shipped settings,*
or
- with an implant duration exceeding 75% of its estimated longevity, based on the longevity calculation tool using information from device usage and the actual device settings.* A device that does not exceed 75% of its estimated longevity would be considered a premature battery depletion malfunction (either with or without compromised therapy), provided that actual device setting information is available.

As a result of the use of the adjustment factor to account for bias due to under-reporting, the number of normal battery depletions identified for pacemaker models has changed from previous versions of this report. Specifically, the quantity of normal battery depletions is based on the confirmed number from product return analysis.

*AdvaMed Proposal – Requirements for Uniform Reporting of Clinical Performance of Pulse Generators.

CARDIAC RESYNCHRONIZATION THERAPY

CRT ICDs



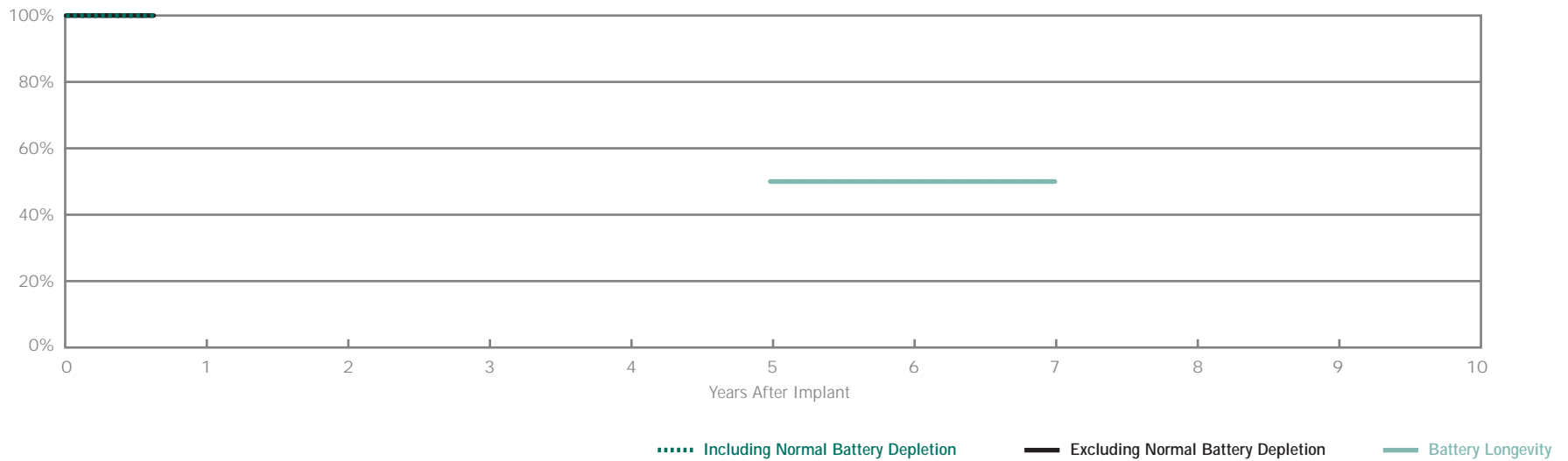
ST. JUDE MEDICAL™
MORE CONTROL. LESS RISK.

CARDIAC RESYNCHRONIZATION THERAPY

Promote® RF (Model 3207-30)

US Market Release	September 2007	Normal Battery Depletion	0
Registered US Implants	596	Malfunctions	0
Estimated Active US Implants	559	Malfunctions w/ Compromised Therapy	0
Estimated Longevity	(see table on page 24)	Malfunctions w/o Compromised Therapy	0
Max. Delivered Energy	30 joules	Number of Advisories	None

Survival from Returns and Complaints



Including Normal Battery Depletion

Year	at 8 months									
Survival Probability	100.00%									
± 1 standard error	0.00%									
Sample Size	400									

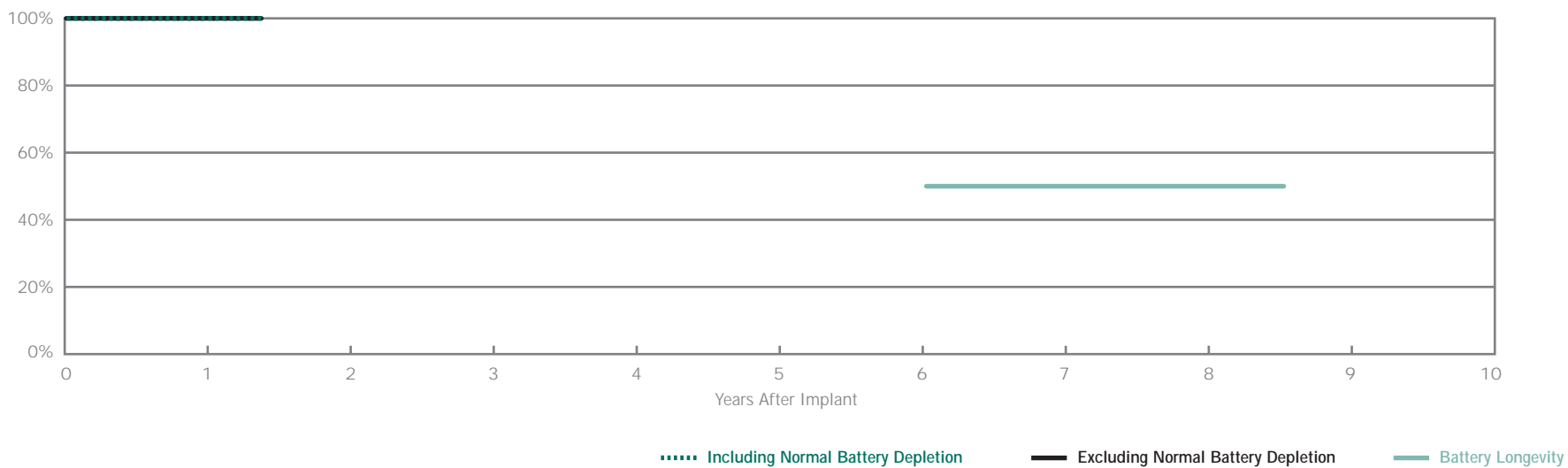
Excluding Normal Battery Depletion

Year	at 8 months									
Survival Probability	100.00%									
± 1 standard error	0.00%									

Promote® (Model 3107-36)

US Market Release	May 2007	Normal Battery Depletion	0
Registered US Implants	679	Malfunctions	0
Estimated Active US Implants	558	Malfunctions w/ Compromised Therapy	0
Estimated Longevity	(see table on page 24)	Malfunctions w/o Compromised Therapy	0
Max. Delivered Energy	36 joules	Number of Advisories	None

Survival from Returns and Complaints



Including Normal Battery Depletion

Year	1	at 17 months								
Survival Probability	100.00%	100.00%								
± 1 standard error	0.00%	0.00%								
Sample Size	600	400								

Excluding Normal Battery Depletion

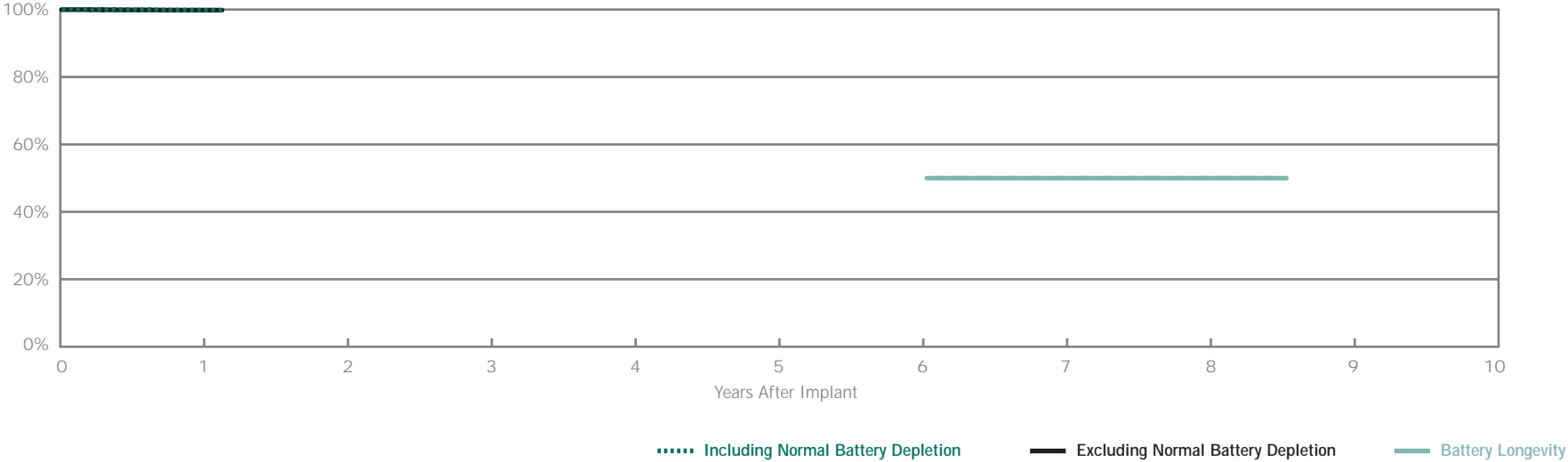
Year	1	at 17 months								
Survival Probability	100.00%	100.00%								
± 1 standard error	0.00%	0.00%								

CARDIAC RESYNCHRONIZATION THERAPY

Promote® RF (Model 3207-36)

US Market Release	September 2007	Normal Battery Depletion	1
Registered US Implants	12,177	Malfunctions	7
Estimated Active US Implants	11,371	Malfunctions w/ Compromised Therapy	0
Estimated Longevity	(see table on page 24)	Malfunctions w/o Compromised Therapy	7
Max. Delivered Energy	36 joules	Number of Advisories	None

Survival from Returns and Complaints



Including Normal Battery Depletion

Year	1	at 14 months								
Survival Probability	99.80%	99.80%								
± 1 standard error	0.06%	0.06%								
Sample Size	6900	400								

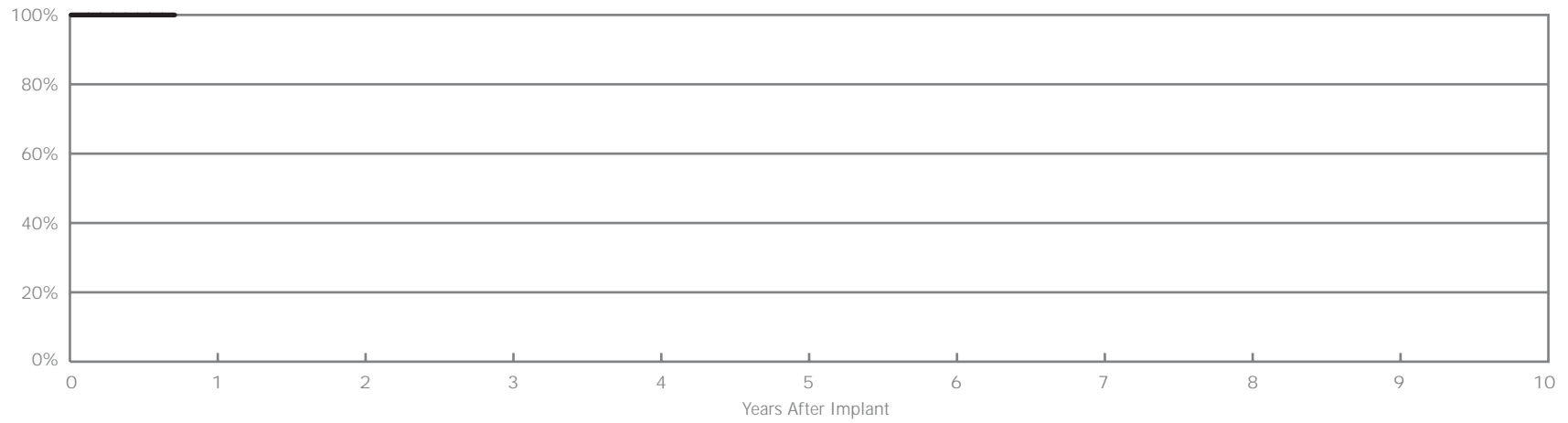
Excluding Normal Battery Depletion

Year	1	at 14 months								
Survival Probability	99.82%	99.82%								
± 1 standard error	0.06%	0.06%								

Promote® RF (Model 3207-36)	
SCORE Results	
Number of Devices Enrolled in Study	215
Cumulative Months of Follow-Up	1,525

Qualifying Complications: None

Survival from SCORE Registry



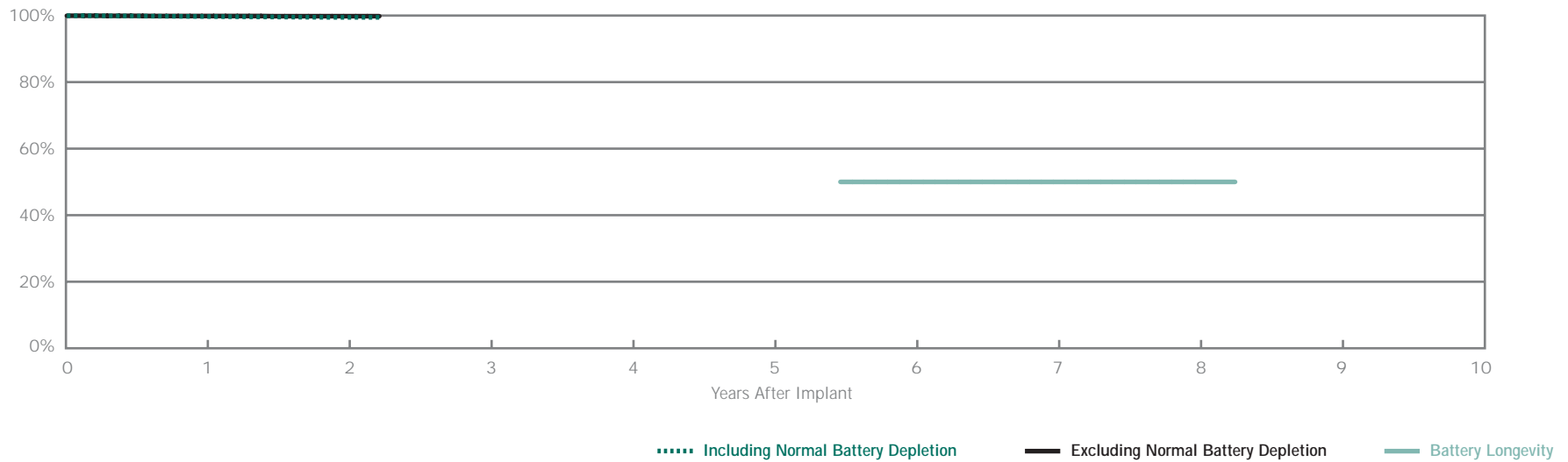
Year	at 9 months									
Survival Probability	100%									
± 1 standard error	0.00%									
Sample Size	60									

CARDIAC RESYNCHRONIZATION THERAPY

Atlas® II HF (Model V-365)

US Market Release	July 2006	Normal Battery Depletion	6
Registered US Implants	8,346	Malfunctions	7
Estimated Active US Implants	6,716	Malfunctions w/ Compromised Therapy (0 related to Advisory)	3
Estimated Longevity	(see table on page 24)	Malfunctions w/o Compromised Therapy (0 related to Advisory)	4
Max. Delivered Energy	36 joules	Number of Advisories (see pages 218-223)	One

Survival from Returns and Complaints



Including Normal Battery Depletion

Year	1	2	at 27 months							
Survival Probability	99.86%	99.46%	99.46%							
± 1 standard error	0.04%	0.13%	0.13%							
Sample Size	7800	3800	500							

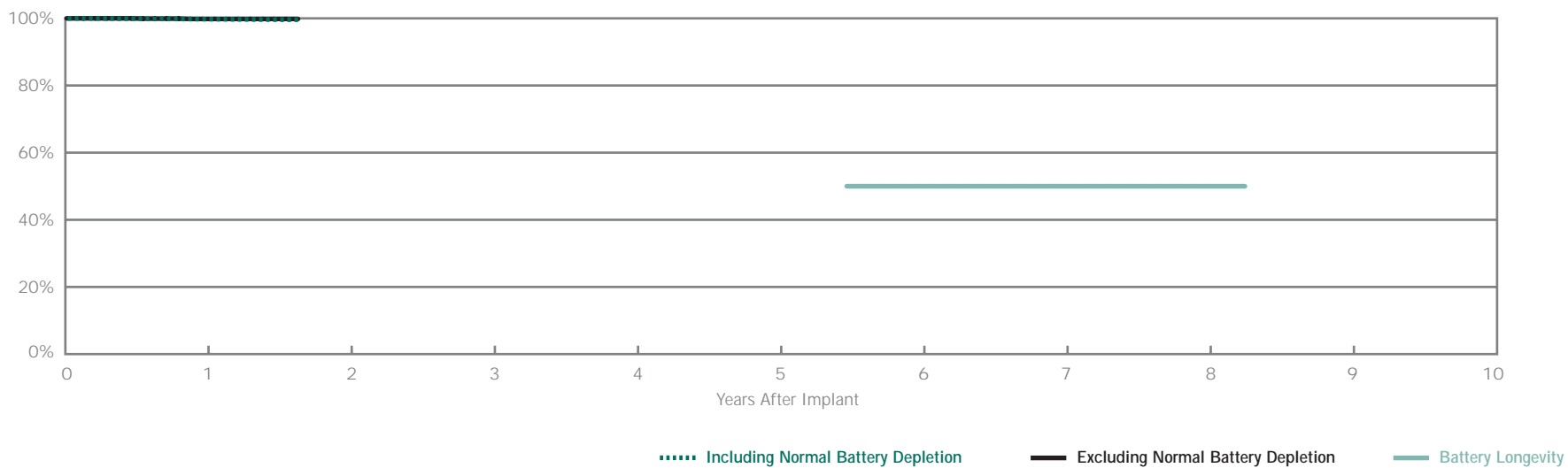
Excluding Normal Battery Depletion

Year	1	2	at 27 months							
Survival Probability	99.86%	98.81%	99.81%							
± 1 standard error	0.04%	0.06%	0.06%							

Atlas® II + HF (Model V-366)

US Market Release	February 2007	Normal Battery Depletion	3
Registered US Implants	3,845	Malfunctions	2
Estimated Active US Implants	3,350	Malfunctions w/ Compromised Therapy	0
Estimated Longevity	(see table on page 24)	Malfunctions w/o Compromised Therapy	2
Max. Delivered Energy	36 joules	Number of Advisories (see pages 218-223)	One

Survival from Returns and Complaints



Including Normal Battery Depletion

Year	1	at 20 months								
Survival Probability	99.61%	99.61%								
± 1 standard error	0.10%	0.13%								
Sample Size	3100	1000								

Excluding Normal Battery Depletion

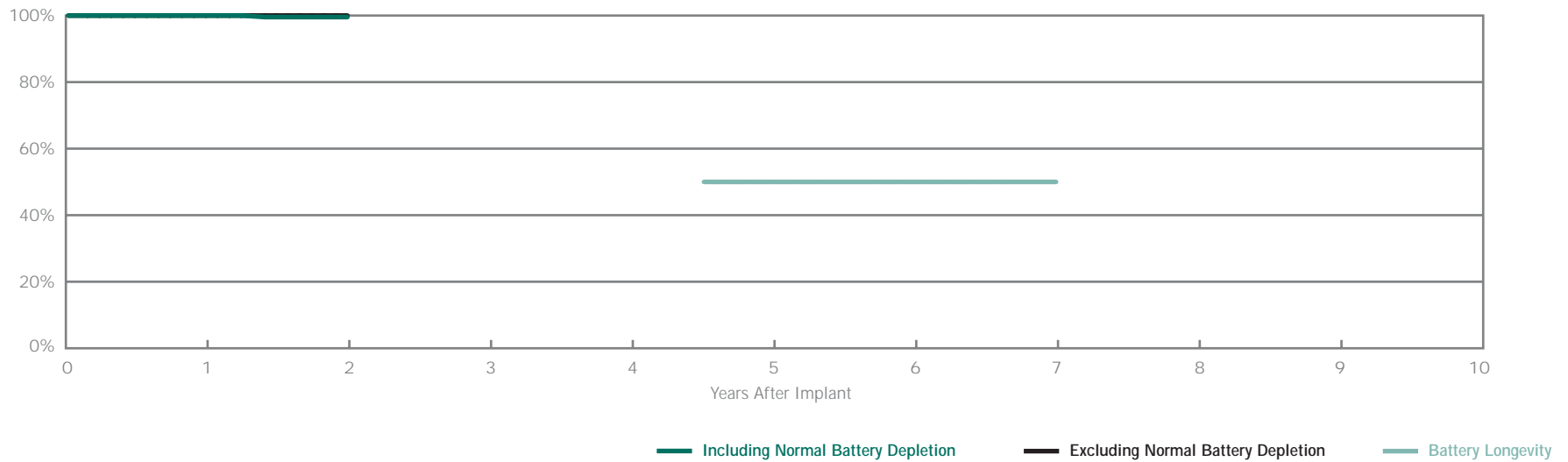
Year	1	at 20 months								
Survival Probability	99.83%	99.83%								
± 1 standard error	0.08%	0.08%								

CARDIAC RESYNCHRONIZATION THERAPY

Epic® II HF (Model V-355)

US Market Release	March 2006	Normal Battery Depletion	2
Registered US Implants	1,604	Malfunctions	0
Estimated Active US Implants	1,279	Malfunctions w/ Compromised Therapy	0
Estimated Longevity	(see table on page 24)	Malfunctions w/o Compromised Therapy	0
Max. Delivered Energy	30 joules	Number of Advisories (see pages 218-223)	One

Survival from Returns and Complaints



Including Normal Battery Depletion

Year	1	2								
Survival Probability	100.00%	99.54%								
± 1 standard error	0.00%	0.23%								
Sample Size	1500	700								

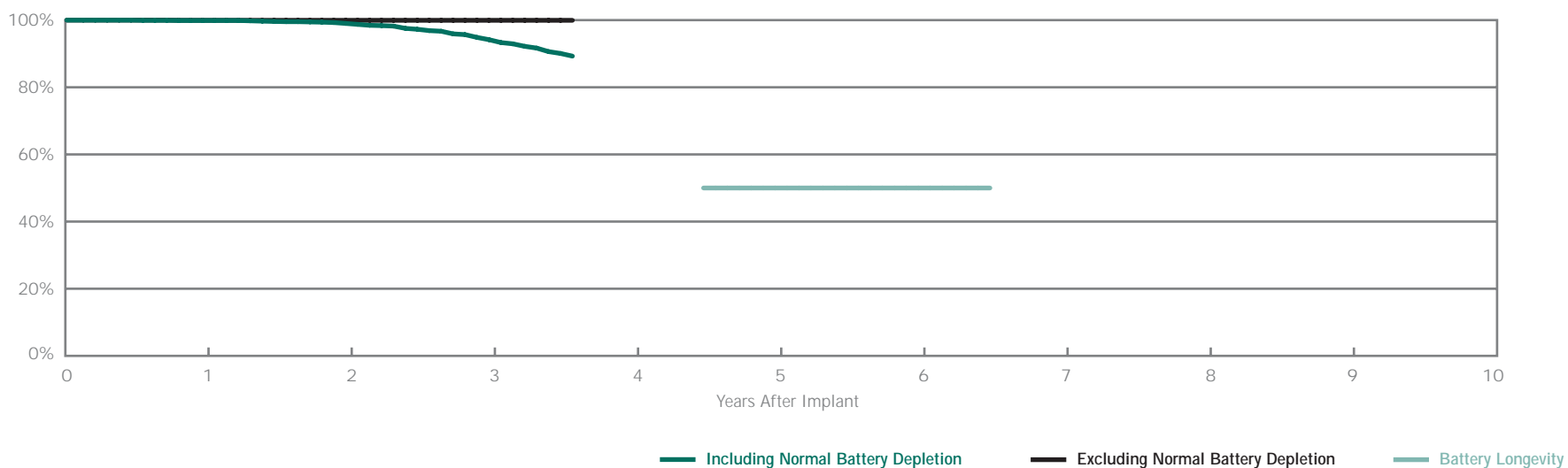
Excluding Normal Battery Depletion

Year	1	2								
Survival Probability	100.00%	100.00%								
± 1 standard error	0.00%	0.00%								

Epic® HF (Model V-337)

US Market Release	November 2004	Normal Battery Depletion	78
Registered US Implants	3,952	Malfunctions	1
Estimated Active US Implants	2,300	Malfunctions w/ Compromised Therapy	0
Estimated Longevity	(see table on page 24)	Malfunctions w/o Compromised Therapy (0 related to Advisory)	1
Max. Delivered Energy	30 joules	Number of Advisories (see pages 218-223)	Two

Survival from Returns and Complaints



Including Normal Battery Depletion

Year	1	2	3	at 43 months						
Survival Probability	99.89%	99.01%	94.18%	89.28%						
± 1 standard error	0.06%	0.16%	0.52%	1.00%						
Sample Size	3900	3200	2000	600						

Excluding Normal Battery Depletion

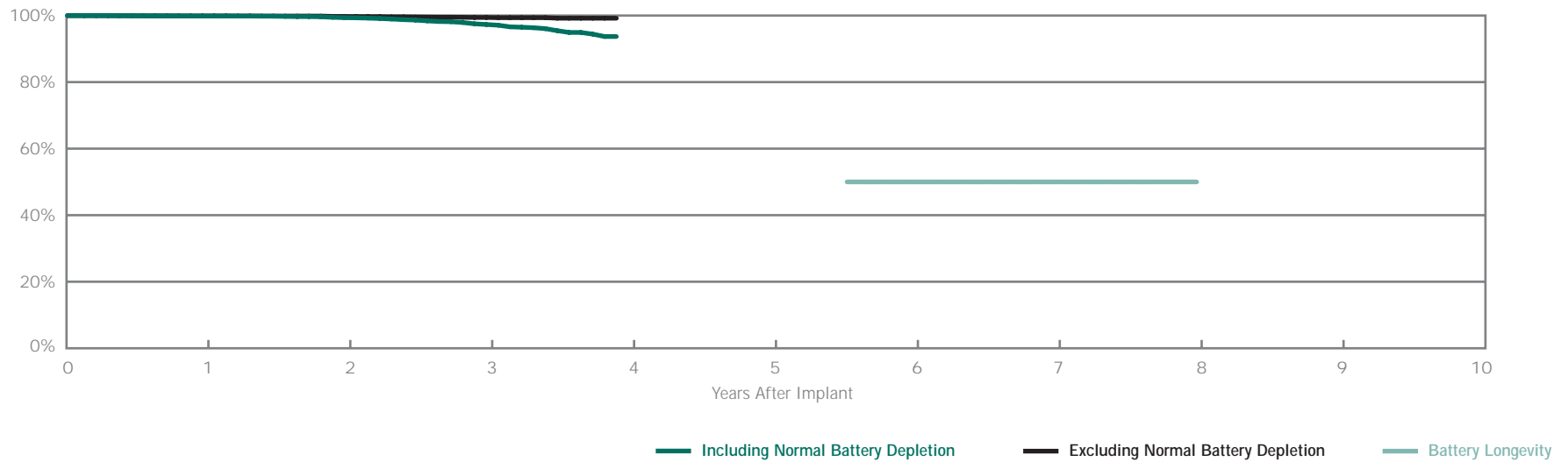
Year	1	2	3	at 43 months						
Survival Probability	99.94%	99.94%	99.94%	99.94%						
± 1 standard error	0.04%	0.04%	0.04%	0.04%						

CARDIAC RESYNCHRONIZATION THERAPY

Atlas® + HF (Model V-343)

US Market Release	November 2004	Normal Battery Depletion	117
Registered US Implants	18,245	Malfunctions	36
Estimated Active US Implants	12,238	Malfunctions w/ Compromised Therapy (1 related to Advisory)	23
Estimated Longevity	(see table on page 24)	Malfunctions w/o Compromised Therapy (0 related to Advisory)	13
Max. Delivered Energy	36 joules	Number of Advisories (see pages 218-223)	Two

Survival from Returns and Complaints



Including Normal Battery Depletion

Year	1	2	3	at 47 months						
Survival Probability	99.85%	99.36%	97.31%	93.70%						
± 1 standard error	0.03%	0.06%	0.18%	0.66%						
Sample Size	18200	14000	7800	2000						

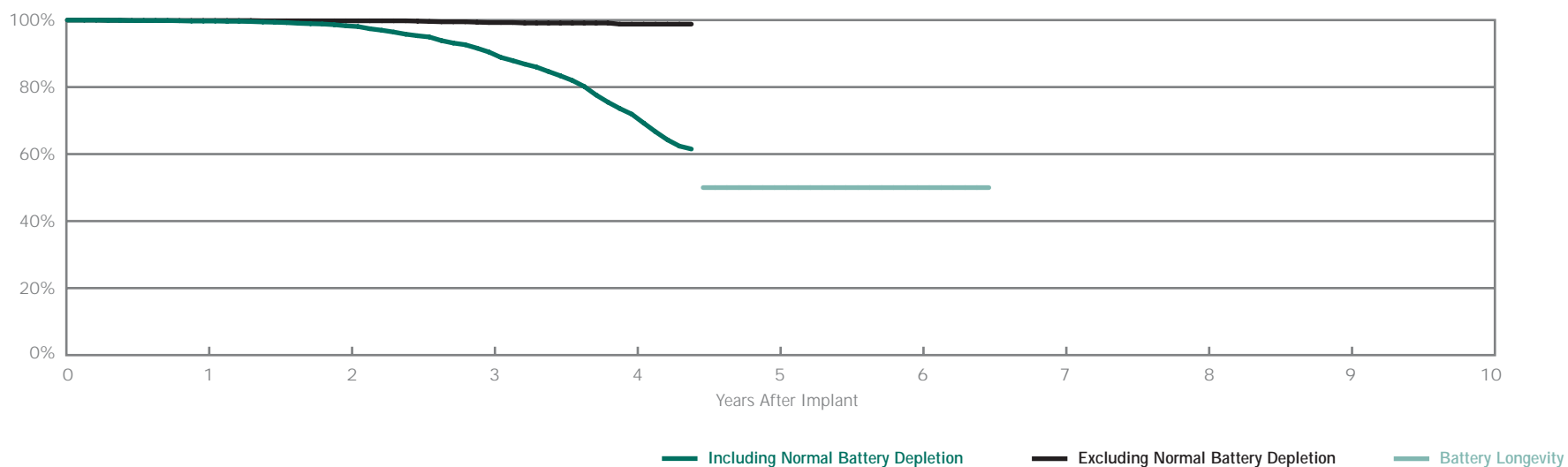
Excluding Normal Battery Depletion

Year	1	2	3	at 47 months						
Survival Probability	99.89%	99.72%	99.42%	99.20%						
± 1 standard error	0.03%	0.04%	0.08%	0.14%						

Epic® HF (Model V-338)

US Market Release	June 2004	Normal Battery Depletion	267
Registered US Implants	3,095	Malfunctions	10
Estimated Active US Implants	811	Malfunctions w/ Compromised Therapy (0 related to Advisory)	2
Estimated Longevity	(see table on page 24)	Malfunctions w/o Compromised Therapy (0 related to Advisory)	8
Max. Delivered Energy	30 joules	Number of Advisories (see pages 218-223)	Three

Survival from Returns and Complaints



Including Normal Battery Depletion

Year	1	2	3	4	at 53 months					
Survival Probability	99.71%	98.28%	90.45%	71.90%	61.51%					
± 1 standard error	0.10%	0.23%	0.60%	1.23%	1.68%					
Sample Size	3100	2700	2300	1400	400					

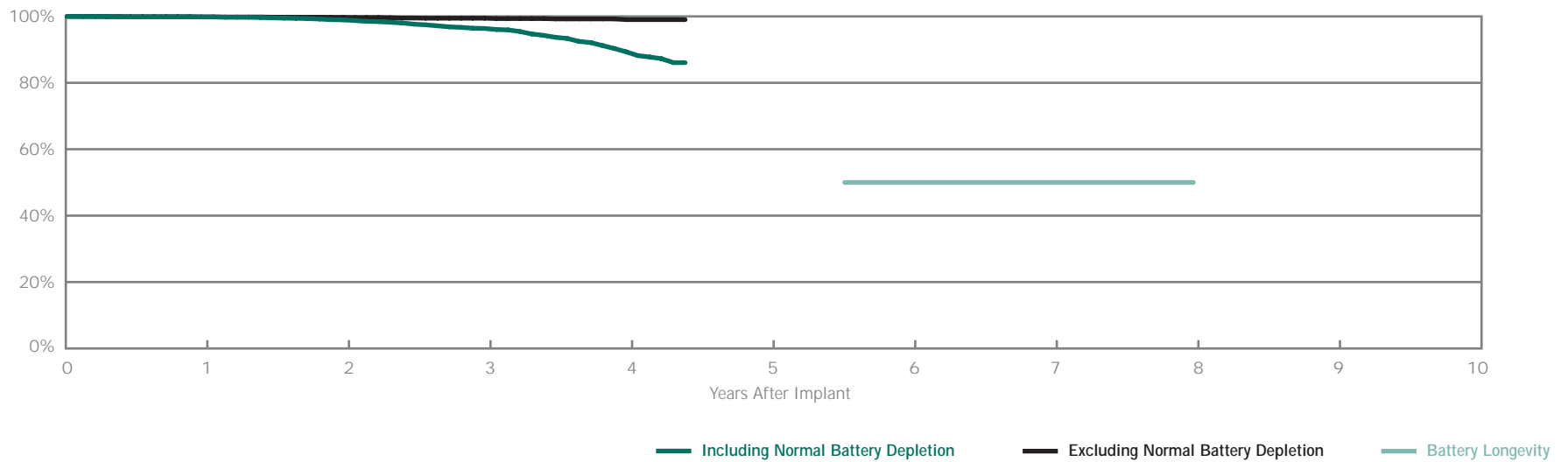
Excluding Normal Battery Depletion

Year	1	2	3	4	at 53 months					
Survival Probability	99.86%	99.78%	99.26%	98.79%	98.79%					
± 1 standard error	0.07%	0.09%	0.17%	0.32%	0.32%					

Atlas® + HF (Model V-340)

US Market Release	June 2004	Normal Battery Depletion	142
Registered US Implants	4,912	Malfunctions	15
Estimated Active US Implants	2,174	Malfunctions w/ Compromised Therapy (1 related to Advisory)	9
Estimated Longevity	(see table on page 24)	Malfunctions w/o Compromised Therapy (0 related to Advisory)	6
Max. Delivered Energy	36 joules	Number of Advisories (see pages 218-223)	Three

Survival from Returns and Complaints



Including Normal Battery Depletion

Year	1	2	3	4	at 53 months					
Survival Probability	99.82%	98.96%	96.37%	89.33%	86.07%					
± 1 standard error	0.05%	0.16%	0.31%	0.65%	1.00%					
Sample Size	4900	4200	3600	2200	600					

Excluding Normal Battery Depletion

Year	1	2	3	4	at 53 months					
Survival Probability	99.86%	99.71%	99.45%	99.02%	99.02%					
± 1 standard error	0.04%	0.08%	0.12%	0.15%	0.22%					

SUMMARY & LONGEVITY INFORMATION

Cardiac Resynchronization Therapy

CRT ICDs



ST. JUDE MEDICAL™
MORE CONTROL. LESS RISK.

CARDIAC RESYNCHRONIZATION THERAPY

Battery Longevity

Models	Family	Approximate Duration (years)*			
		No Pacing	25% Pacing	50% Pacing	100% Pacing
3207-30	Promote RF	7.0	6.4	5.8	4.9
3107-36	Promote	8.6	7.8	7.1	6.1
3207-36	Promote RF	8.6	7.8	7.1	6.1
V-365	Atlas II HF	8.2	7.2	6.5	5.4
V-366	Atlas II + HF	8.2	7.2	6.5	5.4
V-355	Epic II HF	7	6.1	5.5	4.5
V-337, V-338	Epic HF, Serial Numbers <13000	6.4	5.7	5.2	4.4
V-337, V-338	Epic HF, Serial Numbers >13000	6.5	5.8	5.2	4.4
V-343	Atlas + HF	7.9	7.1	6.4	5.4
V-340	Atlas + HF	7.9	7.1	6.4	5.4

*Battery longevity calculated with one EGM storage.

Pacing parameters: DDD-BIV, RV 2.5V, LV 2.5V, A 2.5V, 0.5 ms, 60 ppm, 500 ohms

Battery Voltage Range: 3.20 – 2.45; Battery condition: Normal

Four maximum charges per year as well as monthly charging during the battery's mid-life voltage range.

**Malfunction and Normal Battery Depletion
Summary Information***

Models	Family	US Market Release Date	Registered US Implants	Estimated Active US Implants	Malfunctions w/ Compromised Therapy	Malfunctions w/ Compromised Therapy (under advisory)	Malfunctions w/ Compromised Therapy (premature battery depletion)	Malfunctions w/o Compromised Therapy	Malfunctions w/o Compromised Therapy (premature battery depletion)	Total Malfunctions	Total Normal Battery Depletion
3207-30	Promote RF	Sep-07	596	559	0	0	0	0	0	0	0
3107-36	Promote	May-07	679	558	0	0	0	0	0	0	0
3207-36	Promote RF	Sep-07	12177	11371	0	0	0	6	1	7	1
V-365	Atlas II HF	Jul-06	8346	6716	3	0	0	2	2	7	6
V-366	Atlas II + HF	Feb-07	3845	3350	0	0	0	1	1	2	3
V-355	Epic II HF	Mar-06	1604	1279	0	0	0	0	0	0	2
V-337	Epic HF	Nov-04	3952	2300	0	0	0	1	0	1	78
V-343	Atlas + HF	Nov-04	18425	12238	1	1	21	6	7	36	117
V-338	Epic HF	Jun-04	3095	811	2	0	0	1	7	10	267
V-340	Atlas + HF	Jun-04	4912	2174	3	1	5	0	6	15	142

*Based on returned product analysis as of December 31, 2008.

CARDIAC RESYNCHRONIZATION THERAPY

Including Normal Battery Depletion Summary Information*

Models	Family	Survival Probability									
		1 year	2 year	3 year	4 year	5 year	6 year	7 year	8 year	9 year	10 year
3207-30	Promote RF**										
3107-36	Promote	100.00%									
3207-36	Promote RF	99.80%									
V-365	Atlas II HF	99.86%	99.46%								
V-366	Atlas II + HF	99.61%									
V-355	Epic II HF	100.00%	99.54%								
V-337	Epic HF	99.89%	99.01%	94.18%							
V-343	Atlas + HF	99.85%	99.36%	97.31%							
V-338	Epic HF	99.71%	98.28%	90.45%	71.90%						
V-340	Atlas + HF	99.82%	98.96%	96.37%	89.33%						

*Based on returned product analysis as of December 31, 2008.

**No survival probability is stated at one year due to the device not meeting the required minimum sample size of 200 U.S. implants with 12 consecutive months of data. Please refer to the individual graphs for data up to one year.

**Excluding Normal Battery Depletion
Summary Information***

Models	Family	Survival Probability									
		1 year	2 year	3 year	4 year	5 year	6 year	7 year	8 year	9 year	10 year
3207-30	Promote RF**										
3107-36	Promote	100.00%									
3207-36	Promote RF	99.82%									
V-365	Atlas II HF	99.86%	99.81%								
V-366	Atlas II + HF	99.83%									
V-355	Epic II HF	100.00%	100.00%								
V-337	Epic HF	99.94%	99.94%	99.94%							
V-343	Atlas + HF	99.89%	99.72%	99.42%							
V-338	Epic HF	99.86%	99.78%	99.26%	98.79%						
V-340	Atlas + HF	99.86%	99.71%	99.45%	99.02%						

*Based on returned product analysis as of December 31, 2008.

**No survival probability is stated at one year due to the device not meeting the required minimum sample size of 200 U.S. implants with 12 consecutive months of data. Please refer to the individual graphs for data up to one year.

CARDIAC RESYNCHRONIZATION THERAPY

CRT Pulse Generators



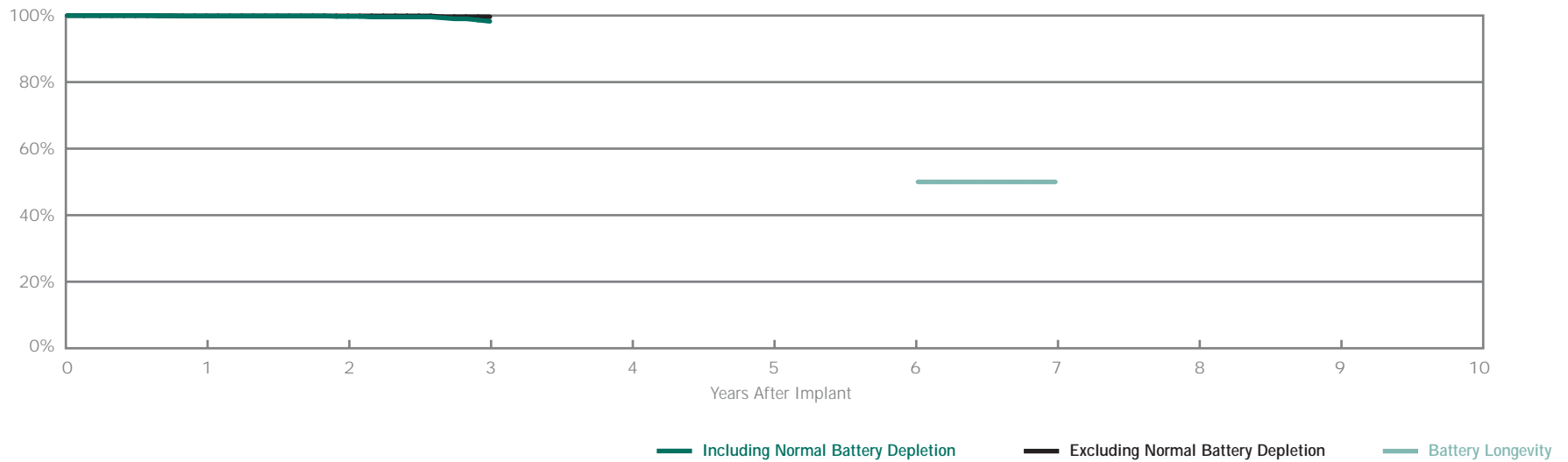
ST. JUDE MEDICAL™
MORE CONTROL. LESS RISK.

CARDIAC RESYNCHRONIZATION THERAPY

Frontier® II (Model 5586)

US Market Release	August 2004	Normal Battery Depletion	5
Registered US Implants	5,066	Malfunctions	3
Estimated Active US Implants	3,999	Malfunctions w/ Compromised Therapy	1
Estimated Longevity	6.5 Years	Malfunctions w/o Compromised Therapy	2
		Number of Advisories	None

Survival from Returns and Complaints



Including Normal Battery Depletion

Year	1	2	3							
Survival Probability	99.88%	99.74%	98.26%							
± 1 standard error	0.06%	0.12%	0.41%							
Sample Size	4200	2100	900							

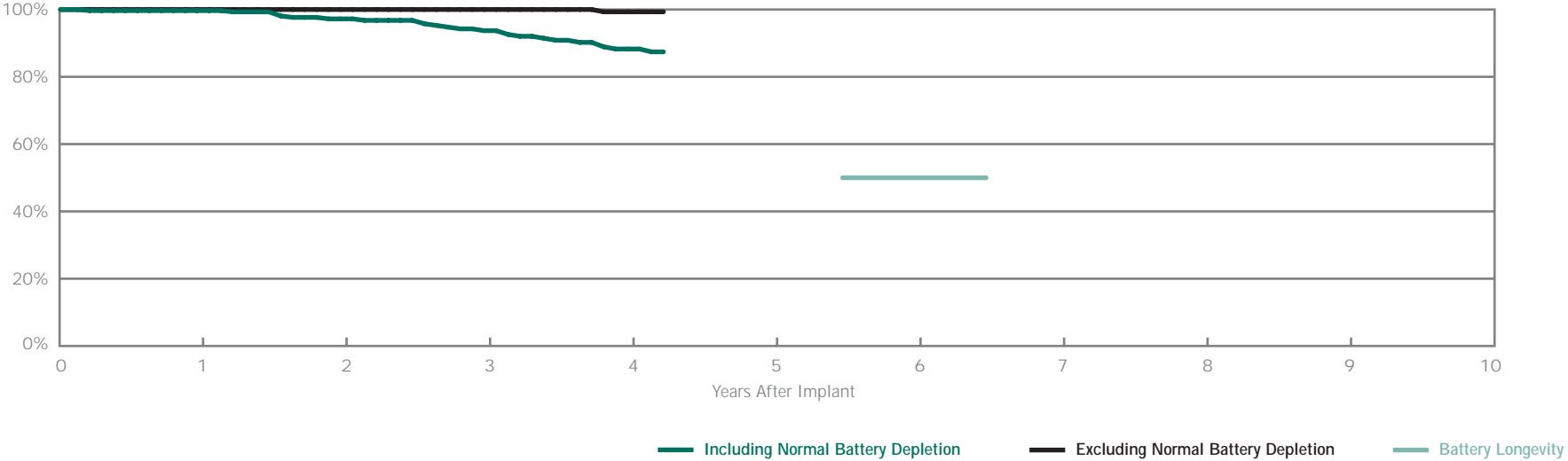
Excluding Normal Battery Depletion

Year	1	2	3							
Survival Probability	99.88%	99.88%	99.62%							
± 1 standard error	0.06%	0.06%	0.19%							

Frontier® (Model 5508)

US Market Release	May 2004	Normal Battery Depletion	31
Registered US Implants	671	Malfunctions	2
Estimated Active US Implants	210	Malfunctions w/ Compromised Therapy	0
Estimated Longevity	5.9 Years	Malfunctions w/o Compromised Therapy	2
		Number of Advisories	None

Survival from Returns and Complaints



Including Normal Battery Depletion

Year	1	2	3	4	at 51 months					
Survival Probability	99.68%	97.22%	93.71%	88.26%	87.42%					
± 1 standard error	0.22%	0.74%	1.11%	1.67%	1.75%					
Sample Size	700	500	400	300	200					

Excluding Normal Battery Depletion

Year	1	2	3	4	at 51 months					
Survival Probability	100.00%	100.00%	100.00%	99.31%	99.31%					
± 1 standard error	0.00%	0.00%	0.00%	0.49%	0.49%					

SUMMARY & LONGEVITY INFORMATION

Cardiac Resynchronization Therapy

CRT Pulse Generators



ST. JUDE MEDICAL™
MORE CONTROL. LESS RISK.

Malfunction and Normal Battery Depletion Summary Information*

Models	Family	US Market Release Date	Registered US Implants	Estimated Active US Implants	Malfunctions w/ Compromised Therapy	Malfunctions w/o Compromised Therapy	Malfunctions w/o Compromised Therapy (under advisory)	Malfunctions w/o Compromised Therapy (premature battery depletion)	Total Malfunctions	Total Normal Battery Depletion
5586	Frontier II	Aug-04	5066	3999	1	2	0	0	3	5
5508	Frontier	May-04	671	210	0	1	0	1	2	31

*Based on returned product analysis as of December 31, 2008.

CARDIAC RESYNCHRONIZATION THERAPY

Including Normal Battery Depletion Summary Information*

Models	Family	Survival Probability							
		1 year	2 year	3 year	4 year	5 year	6 year	7 year	8 year
5586	Frontier II	99.88%	99.74%	98.26%					
5508	Frontier	99.68%	97.22%	93.71%	88.26%				

*Based on returned product analysis as of December 31, 2008.

**Excluding Normal Battery Depletion
Summary Information***

Models	Family	Survival Probability							
		1 year	2 year	3 year	4 year	5 year	6 year	7 year	8 year
5586	Frontier II	99.88%	99.88%	99.62%					
5508	Frontier	100.00%	100.00%	100.00%	99.31%				

*Based on returned product analysis as of December 31, 2008.

CARDIAC RESYNCHRONIZATION THERAPY

Left-Heart Leads

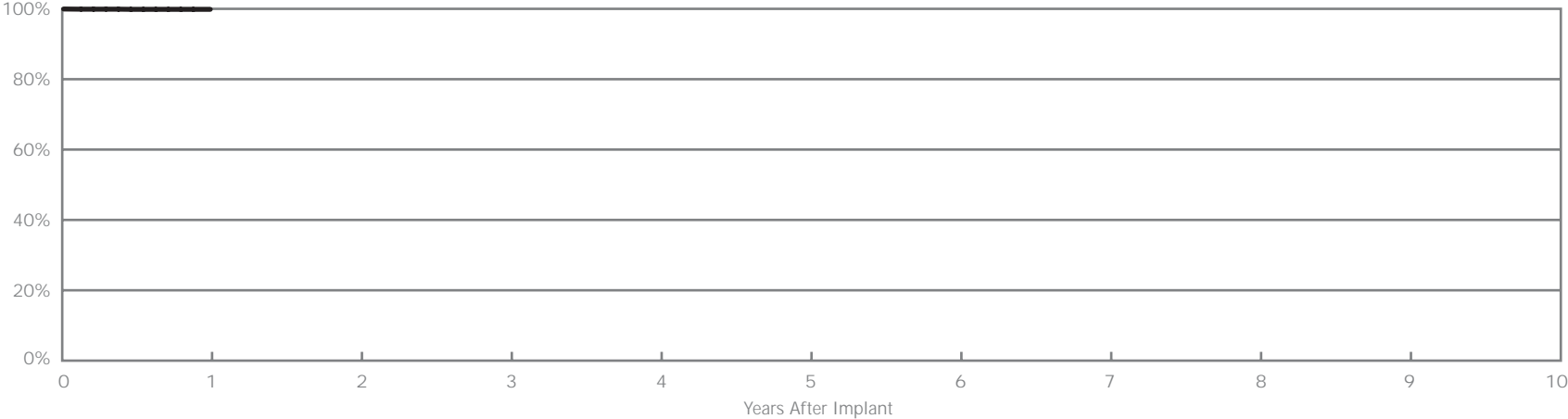


ST. JUDE MEDICAL™
MORE CONTROL. LESS RISK.

CARDIAC RESYNCHRONIZATION THERAPY

QuickFlex® (Model 1156T)			
US Market Release	July 2007	Type and/or Fixation	S-Curve
Registered US Implants	6,694	Polarity	Bipolar
Estimated Active US Implants	6,128	Steroid	None
Insulation	Polyurethane	Number of Advisories	None
Laboratory Analysis			
Implant Damage	18	Electrical Malfunction	1
		Insulation Disruption	0
		Conductor Disruption	0
		Crimps, Welds, Bonds	1
		Other	5
		Explant Damage	2
		Non-Electrical Workmanship	3
		Non-Electrical Anomaly	0
		Partial Lead	0

Survival from Returns and Complaints

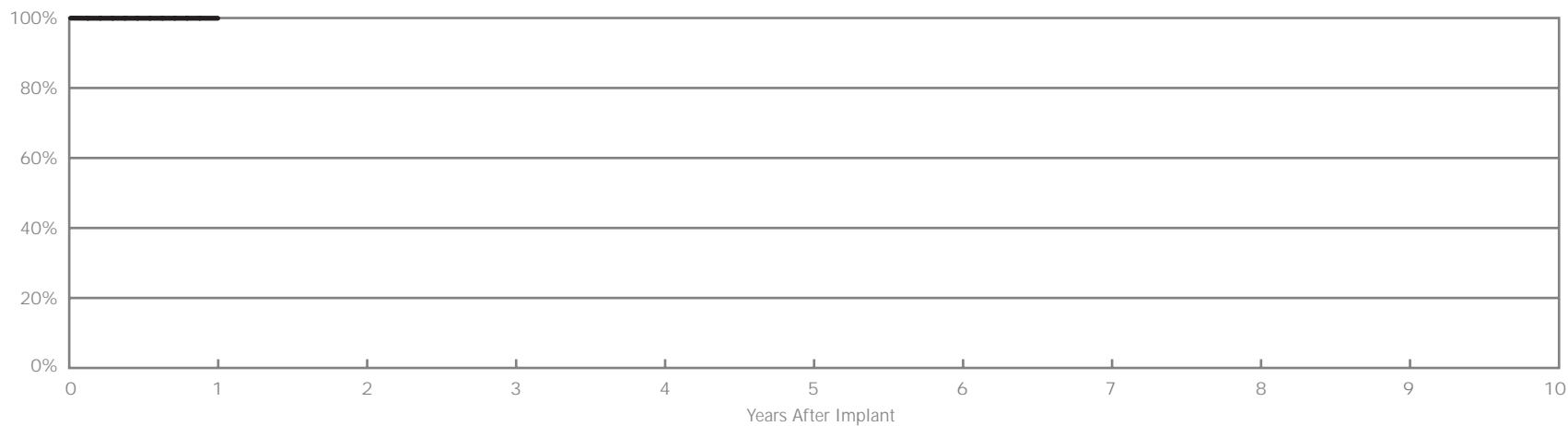


Year	1									
Survival Probability	99.86%									
± 1 standard error	0.05%									
Sample Size	3400									

LEFT-HEART LEADS

QuickFlex® XL (Model 1158T)			
US Market Release	July 2007	Type and/or Fixation	S-Curve
Registered US Implants	3,997	Polarity	Bipolar
Estimated Active US Implants	3,623	Steroid	None
Insulation	Polyurethane	Number of Advisories	None
Laboratory Analysis			
Implant Damage	18	Electrical Malfunction	0
		Other	4
		Insulation Disruption	0
		Explant Damage	3
		Conductor Disruption	0
		Non-Electrical Workmanship	0
		Crimps, Welds, Bonds	0
		Non-Electrical Anomaly	0
		Partial Lead	1

Survival from Returns and Complaints

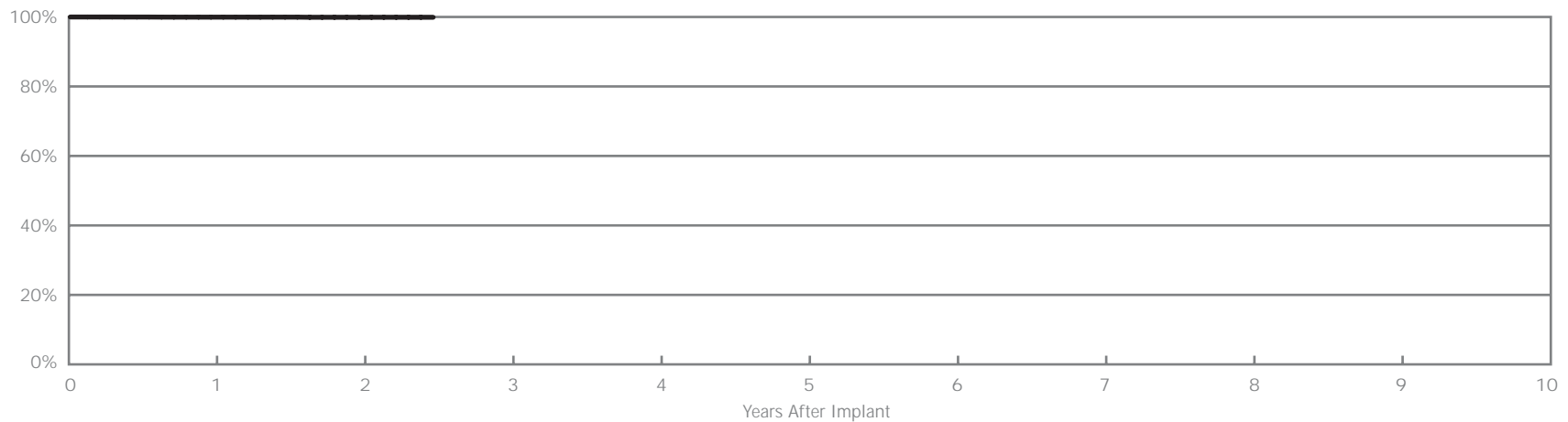


Year	1									
Survival Probability	99.94%									
± 1 standard error	0.04%									
Sample Size	2000									

CARDIAC RESYNCHRONIZATION THERAPY

QuickSite® XL (Model 1058T)			
US Market Release	February 2006	Type and/or Fixation	S-Curve
Registered US Implants	9,057	Polarity	Bipolar
Estimated Active US Implants	7,467	Steroid	Yes
Insulation	Polyurethane	Number of Advisories	None
Laboratory Analysis			
Implant Damage	28	Electrical Malfunction	0
		Other	11
		Insulation Disruption	0
		Explant Damage	6
		Conductor Disruption	0
		Non-Electrical Workmanship	4
		Crimps, Welds, Bonds	0
		Non-Electrical Anomaly	0
		Partial Lead	1

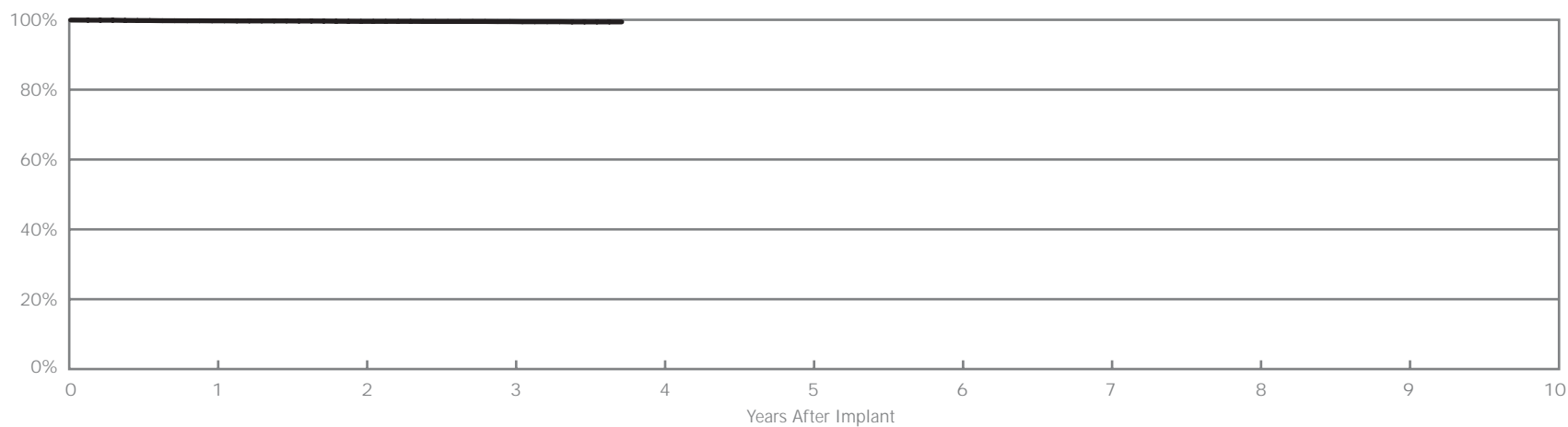
Survival from Returns and Complaints



Year	1	2	at 30 months							
Survival Probability	99.95%	99.91%	99.91%							
± 1 standard error	0.03%	0.04%	0.04%							
Sample Size	7800	3700	100							

QuickSite® (Model 1056T)			
US Market Release	April 2005	Type and/or Fixation	S-Curve
Registered US Implants	31,431	Polarity	Bipolar
Estimated Active US Implants	23,243	Steroid	Yes
Insulation	Polyurethane	Number of Advisories	None
Laboratory Analysis			
Implant Damage	80	Electrical Malfunction	1
		Other	145
		Insulation Disruption	0
		Conductor Disruption	0
		Crimps, Welds, Bonds	1
		Explant Damage	135
		Non-Electrical Workmanship	5
		Non-Electrical Anomaly	3
		Partial Lead	2

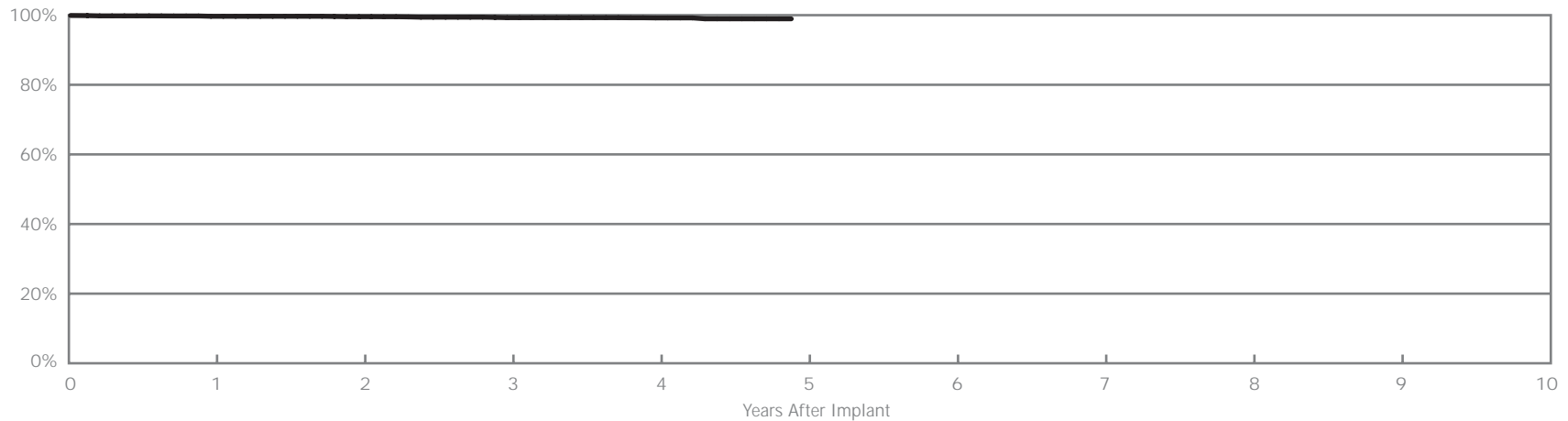
Survival from Returns and Complaints



Year	1	2	3	at 45 months						
Survival Probability	99.71%	99.55%	99.49%	99.40%						
± 1 standard error	0.03%	0.04%	0.05%	0.08%						
Sample Size	28400	19200	9900	100						

QuickSite® (Model 1056K)			
US Market Release	June 2004	Type and/or Fixation	S-Curve
Registered US Implants	8,591	Polarity	Unipolar
Estimated Active US Implants	4,826	Steroid	Yes
Insulation	Polyurethane	Number of Advisories	None
Laboratory Analysis			
Implant Damage	88	Electrical Malfunction	4
		Other	71
		Insulation Disruption	0
		Conductor Disruption	2
		Crimps, Welds, Bonds	2
		Explant Damage	55
		Non-Electrical Workmanship	15
		Non-Electrical Anomaly	1
		Partial Lead	0

Survival from Returns and Complaints



Year	1	2	3	4	at 59 months					
Survival Probability	99.68%	99.57%	99.28%	99.21%	98.95%					
± 1 standard error	0.06%	0.08%	0.11%	0.12%	0.19%					
Sample Size	7700	6300	5200	3500	100					

LABORATORY ANALYSIS
Cardiac Resynchronization Therapy
Left-Heart Leads



ST. JUDE MEDICAL™
MORE CONTROL. LESS RISK.

Laboratory Analysis*					Electrical Malfunctions				Other				
Models	US Market Release Date	Registered US Implants	Estimated Active US Implants	Implant Damage	Insulation Disruption	Conductor Disruption	Crimps, Welds, Bonds	Total Electrical Malfunctions	Explant Damage	Non-Electrical Workmanship	Non-Electrical Anomaly	Partial Lead	Total Other
1156T	Jul-07	6694	6128	18	0	0	1	1	2	3	0	0	5
1158T	Jul-07	3997	3623	18	0	0	0	0	3	0	0	1	4
1058T	Feb-06	9057	7467	28	0	0	0	0	6	4	0	1	11
1056T	Apr-05	31431	23243	80	0	0	1	1	135	5	3	2	145
1056K	Jun-04	8591	4826	88	0	2	2	4	55	15	1	0	71

*Based on returned product analysis as of December 31, 2008.

The laboratory analysis results are categorized into one of the following three categories:

- **Implant Damage** - obvious damage incurred at the time of attempted implant, including but not limited to insulation cuts and damage, helix overtorque, and stylet perforation.
- **Electrical Malfunction** - a disruption in the insulation or conductors resulting in compromised electrical performance. Electrical malfunction data are further broken down into one of the following three subcategories:
 - *Insulation Disruption* - leads exhibiting wear and abrasion that extends through the insulation and exposes the conductors.
 - *Conductor Disruption* - leads exhibiting cable and coil fractures, including those attributed to subclavian crush.
 - *Crimps, Welds, Bonds* - leads exhibiting malfunctions related to crimps, welds, and bonds.
- **Other** - includes other returns not attributed to damage incurred at the attempted implant and not resulting in compromised electrical failures. The Other category of data is further broken down into one of the following four subcategories:
 - *Explant Damage* - leads exhibiting physical damage incurred at the time of explant.
 - *Non-Electrical Workmanship* - leads exhibiting some out of specification mechanical condition, such as a bent connector pin or helix anomaly.
 - *Non-Electrical Anomaly* - leads not associated with a complaint but exhibiting some anomalous condition that did not result in an electrical malfunction. An example would be a lead exhibiting some insulation disruption that did not extend through and therefore did not compromise the function of the lead.
 - *Partial Lead* - leads with an alleged malfunction that are returned not in its entirety; as a result, it was not possible to perform a complete analysis and confirm the malfunction.

ICDs

Dual-Chamber



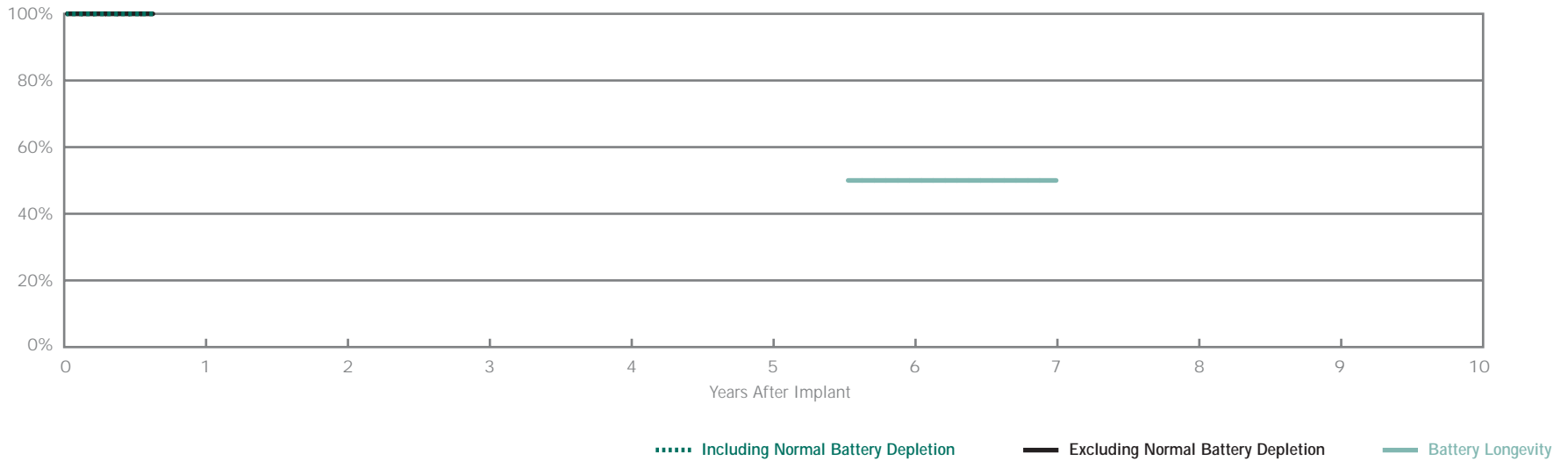
ST. JUDE MEDICAL™
MORE CONTROL. LESS RISK.

ICDs

Current® DR RF (Model 2207-30)

US Market Release	September 2007	Normal Battery Depletion	0
Registered US Implants	738	Malfunctions	0
Estimated Active US Implants	690	Malfunctions w/ Compromised Therapy	0
Estimated Longevity	(see table on page 68)	Malfunctions w/o Compromised Therapy	0
Max. Delivered Energy	30 joules	Number of Advisories	None

Survival from Returns and Complaints



Including Normal Battery Depletion

Year	at 8 months									
Survival Probability	100.00%									
± 1 standard error	0.00%									
Sample Size	500									

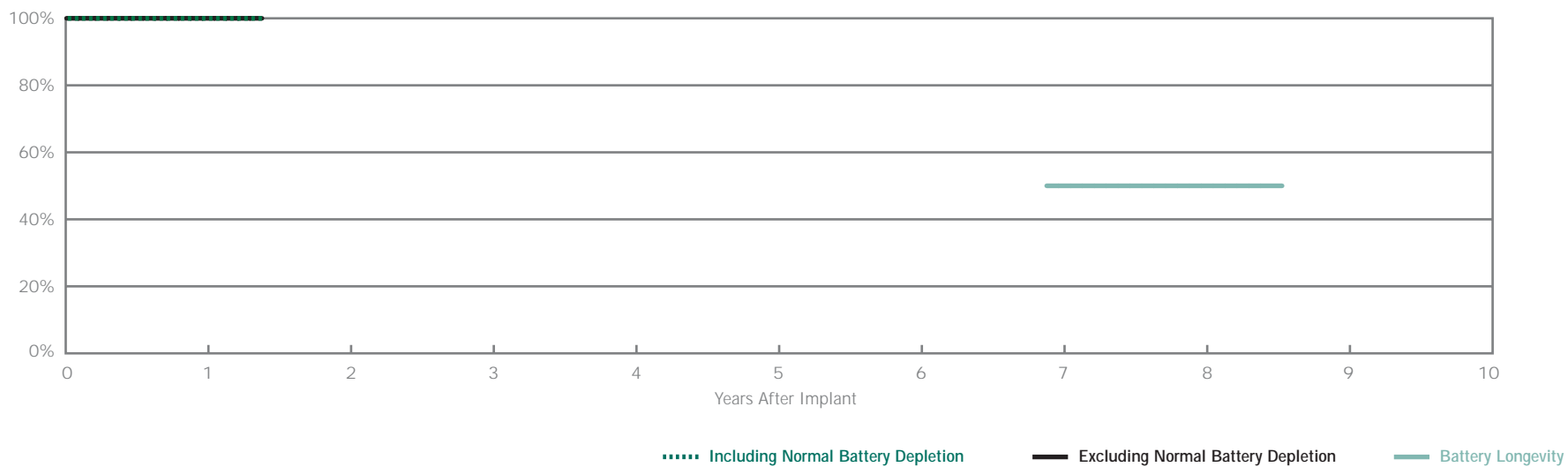
Excluding Normal Battery Depletion

Year	at 8 months									
Survival Probability	100.00%									
± 1 standard error	0.00%									

Current® DR (Model 2107-36)

US Market Release	May 2007	Normal Battery Depletion	0
Registered US Implants	595	Malfunctions	0
Estimated Active US Implants	495	Malfunctions w/ Compromised Therapy	0
Estimated Longevity	(see table on page 68)	Malfunctions w/o Compromised Therapy	0
Max. Delivered Energy	36 joules	Number of Advisories	None

Survival from Returns and Complaints



Including Normal Battery Depletion

Year	1	at 17 months								
Survival Probability	100.00%	100.00%								
± 1 standard error	0.00%	0.00%								
Sample Size	600	300								

Excluding Normal Battery Depletion

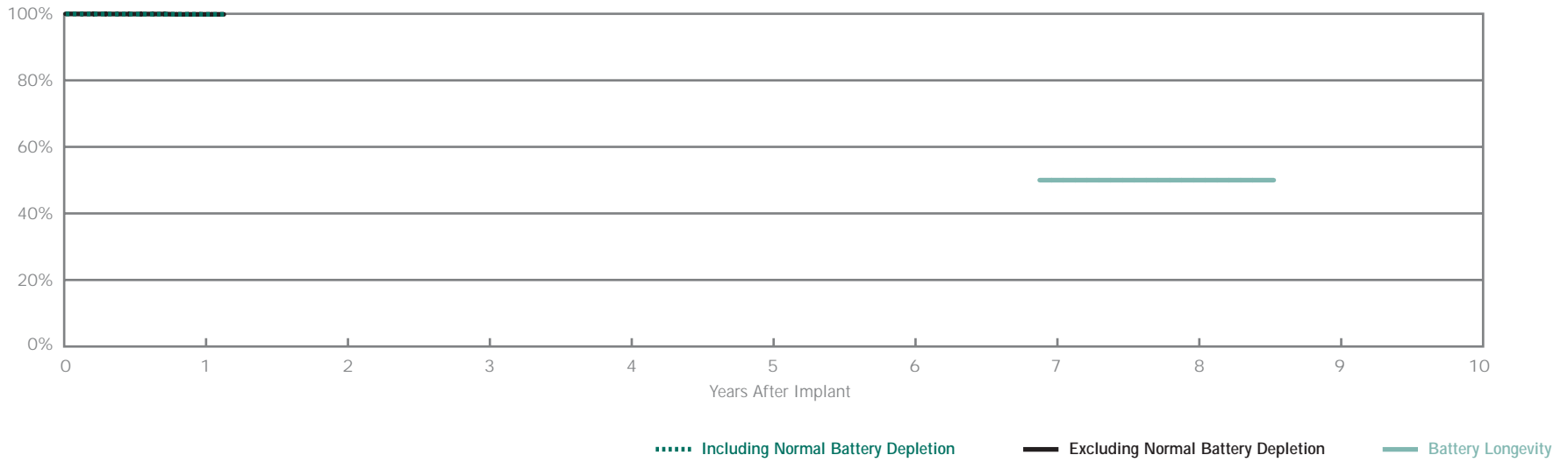
Year	1	at 17 months								
Survival Probability	100.00%	100.00%								
± 1 standard error	0.00%	0.00%								

ICDs

Current® DR RF (Model 2207-36)

US Market Release	September 2007	Normal Battery Depletion	0
Registered US Implants	11,161	Malfunctions	5
Estimated Active US Implants	10,422	Malfunctions w/ Compromised Therapy	3
Estimated Longevity	(see table on page 68)	Malfunctions w/o Compromised Therapy	2
Max. Delivered Energy	36 joules	Number of Advisories	None

Survival from Returns and Complaints



Including Normal Battery Depletion

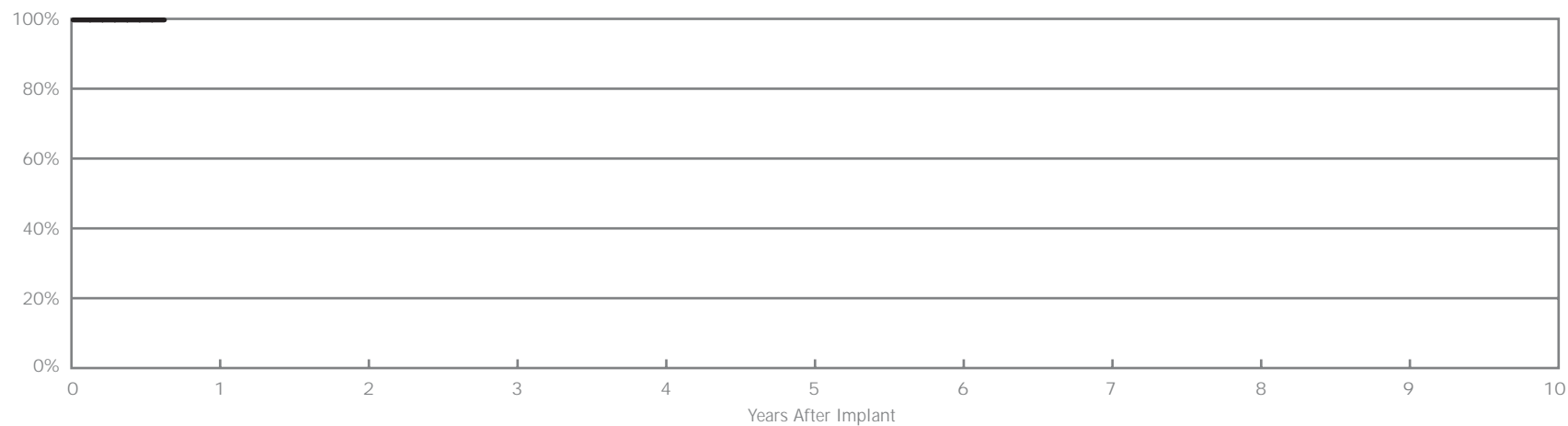
Year	1	at 14 months								
Survival Probability	99.83%	99.83%								
± 1 standard error	0.07%	0.07%								
Sample Size	6300	300								

Excluding Normal Battery Depletion

Year	1	at 14 months								
Survival Probability	99.83%	99.83%								
± 1 standard error	0.07%	0.07%								

Current® DR RF (Model 2207-36)			
SCORE Results		Qualifying Complications	
Number of Devices Enrolled in Study	327	Failure to Sense	1
Cumulative Months of Follow-Up	1,766		

Survival from SCORE Registry



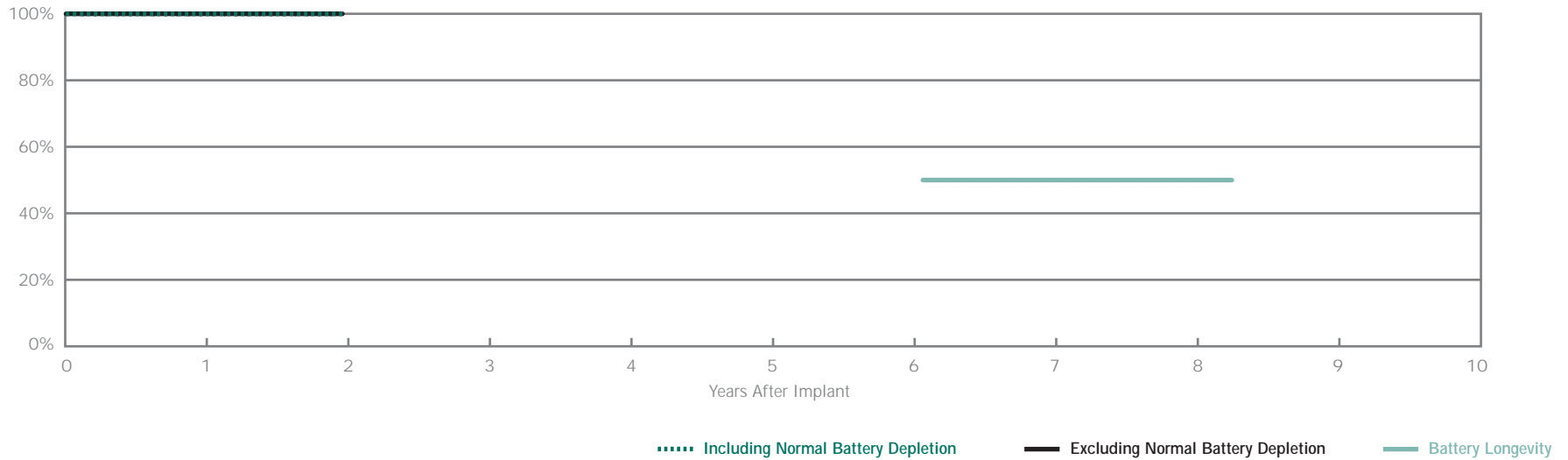
Year	at 8 months									
Survival Probability	99.69%									
± 1 standard error	0.31%									
Sample Size	69									

ICDS

Atlas® II DR (Model V-265)

US Market Release	July 2006	Normal Battery Depletion	0
Registered US Implants	1,874	Malfunctions	0
Estimated Active US Implants	1,525	Malfunctions w/ Compromised Therapy	0
Estimated Longevity	(see table on page 68)	Malfunctions w/o Compromised Therapy	0
Max. Delivered Energy	36 joules	Number of Advisories (see pages 218-223)	One

Survival from Returns and Complaints



Including Normal Battery Depletion

Year	1	2								
Survival Probability	100.00%	100.00%								
± 1 standard error	0.00%	0.00%								
Sample Size	1700	800								

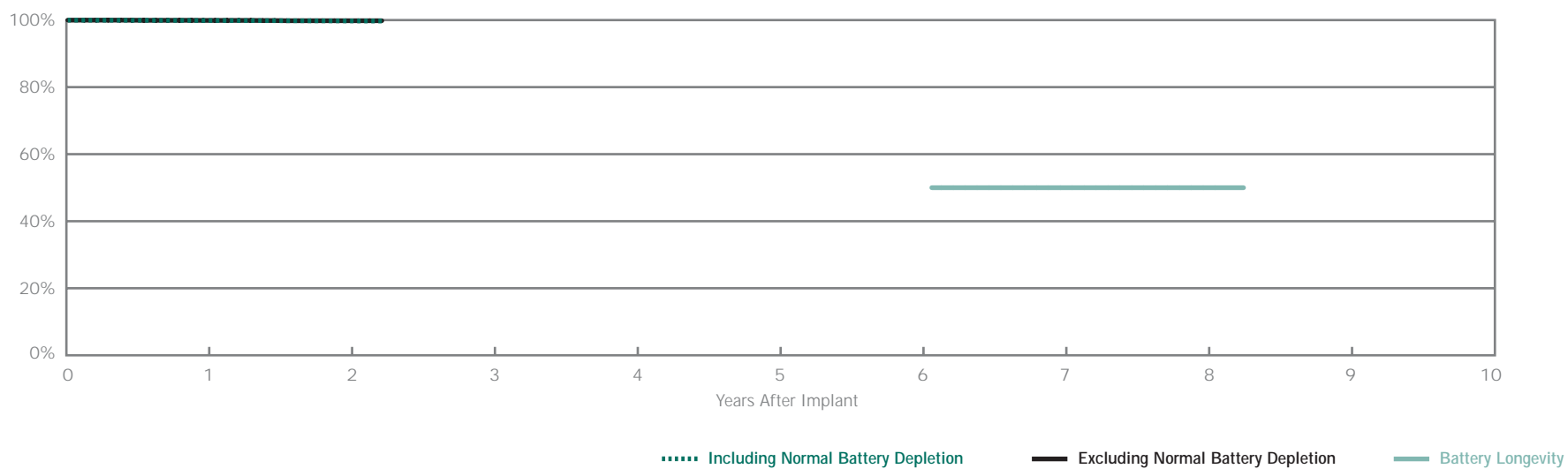
Excluding Normal Battery Depletion

Year	1	2								
Survival Probability	100.00%	100.00%								
± 1 standard error	0.00%	0.00%								

Atlas® II + DR (Model V-268)

US Market Release	July 2006	Normal Battery Depletion	2
Registered US Implants	12,953	Malfunctions	8
Estimated Active US Implants	10,812	Malfunctions w/ Compromised Therapy (0 related to Advisory)	6
Estimated Longevity	(see table on page 68)	Malfunctions w/o Compromised Therapy (0 related to Advisory)	2
Max. Delivered Energy	36 joules	Number of Advisories (see pages 218-223)	One

Survival from Returns and Complaints



Including Normal Battery Depletion

Year	1	2	at 27 months							
Survival Probability	99.87%	99.74%	99.74%							
± 1 standard error	0.03%	0.07%	0.07%							
Sample Size	11200	4700	500							

Excluding Normal Battery Depletion

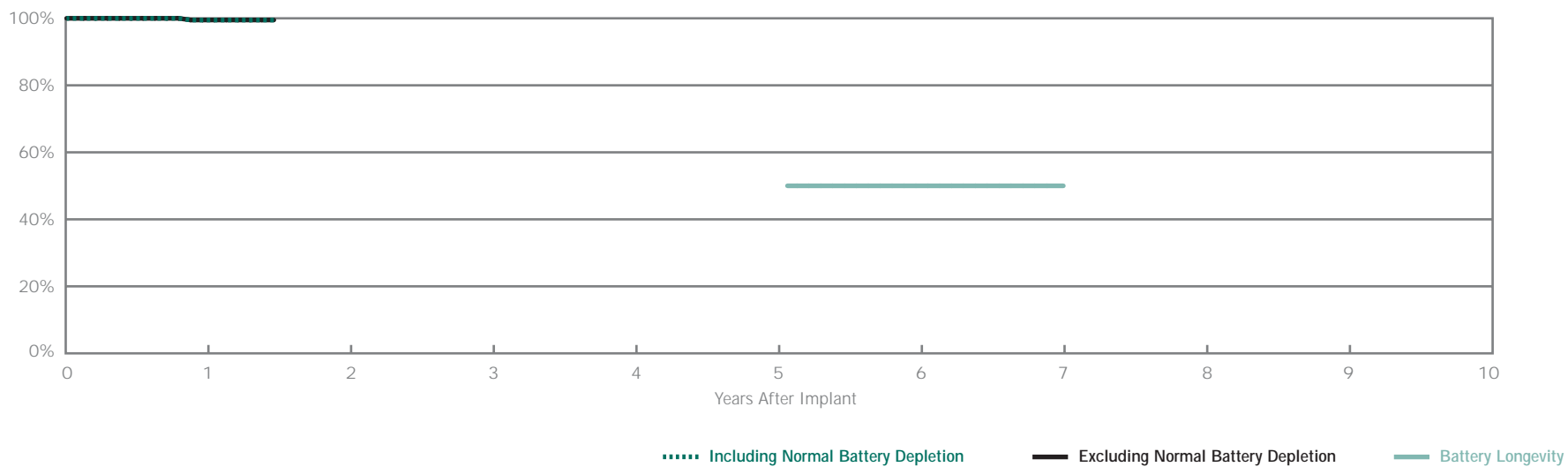
Year	1	2	at 27 months							
Survival Probability	99.90%	99.81%	99.81%							
± 1 standard error	0.03%	0.06%	0.06%							

ICDS

Epic® II DR (Model V-255)

US Market Release	March 2006	Normal Battery Depletion	1
Registered US Implants	542	Malfunctions	0
Estimated Active US Implants	427	Malfunctions w/ Compromised Therapy	0
Estimated Longevity	(see table on page 68)	Malfunctions w/o Compromised Therapy	0
Max. Delivered Energy	30 joules	Number of Advisories (see pages 218-223)	One

Survival from Returns and Complaints



Including Normal Battery Depletion

Year	1	at 18 months								
Survival Probability	99.49%	99.49%								
± 1 standard error	0.36%	0.36%								
Sample Size	500	300								

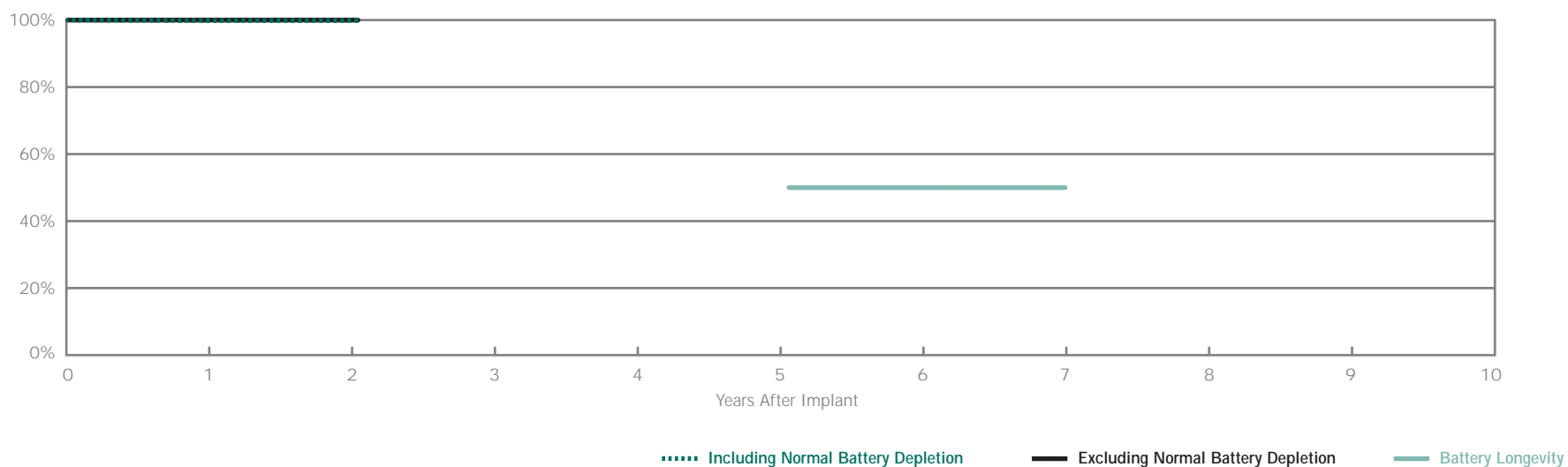
Excluding Normal Battery Depletion

Year	1	at 18 months								
Survival Probability	99.50%	99.50%								
± 1 standard error	0.35%	0.35%								

Epic® II + DR (Model V-258)

US Market Release	March 2006	Normal Battery Depletion	1
Registered US Implants	1,875	Malfunctions	0
Estimated Active US Implants	1,539	Malfunctions w/ Compromised Therapy	0
Estimated Longevity	(see table on page 68)	Malfunctions w/o Compromised Therapy	0
Max. Delivered Energy	30 joules	Number of Advisories (see pages 218-223)	One

Survival from Returns and Complaints



Including Normal Battery Depletion

Year	1	2	at 25 months							
Survival Probability	99.85%	99.85%	99.85%							
± 1 standard error	0.11%	0.11%	0.11%							
Sample Size	1700	800	200							

Excluding Normal Battery Depletion

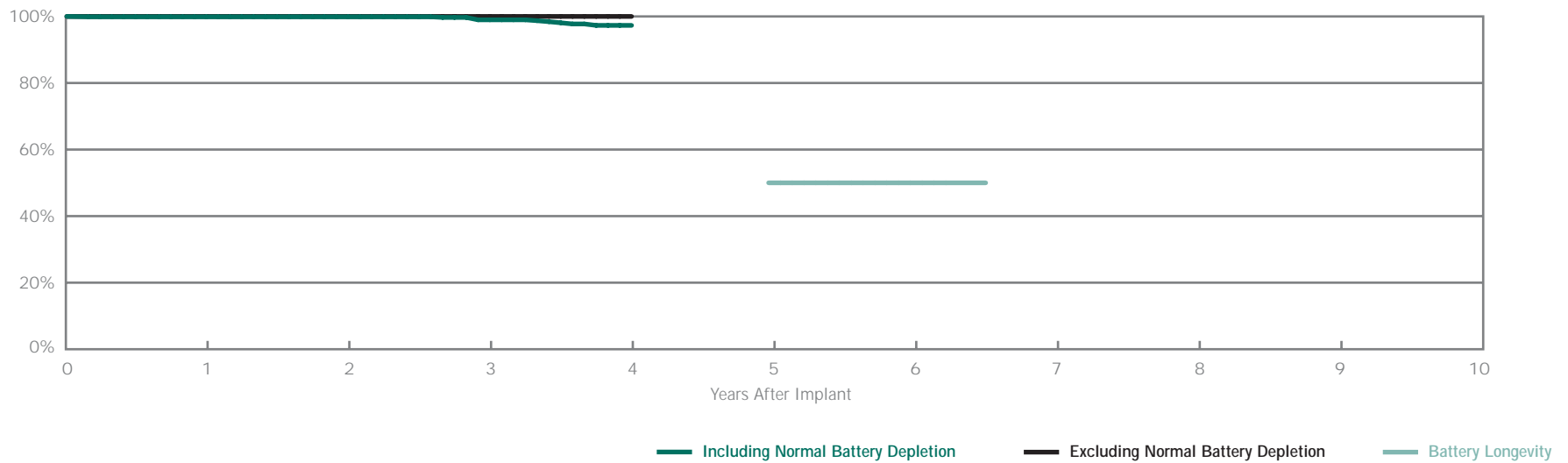
Year	1	2	at 25 months							
Survival Probability	100.00%	100.00%	100.00%							
± 1 standard error	0.00%	0.00%	0.00%							

ICDS

Epic® DR (Model V-233)

US Market Release	October 2003	Normal Battery Depletion	13
Registered US Implants	1,823	Malfunctions	0
Estimated Active US Implants	1,062	Malfunctions w/ Compromised Therapy	0
Estimated Longevity	(see table on page 68)	Malfunctions w/o Compromised Therapy	0
Max. Delivered Energy	30 joules	Number of Advisories (see pages 218-223)	Two

Survival from Returns and Complaints



Including Normal Battery Depletion

Year	1	2	3	4						
Survival Probability	99.89%	99.89%	98.98%	97.31%						
± 1 standard error	0.08%	0.08%	0.31%	0.62%						
Sample Size	1800	1600	1300	600						

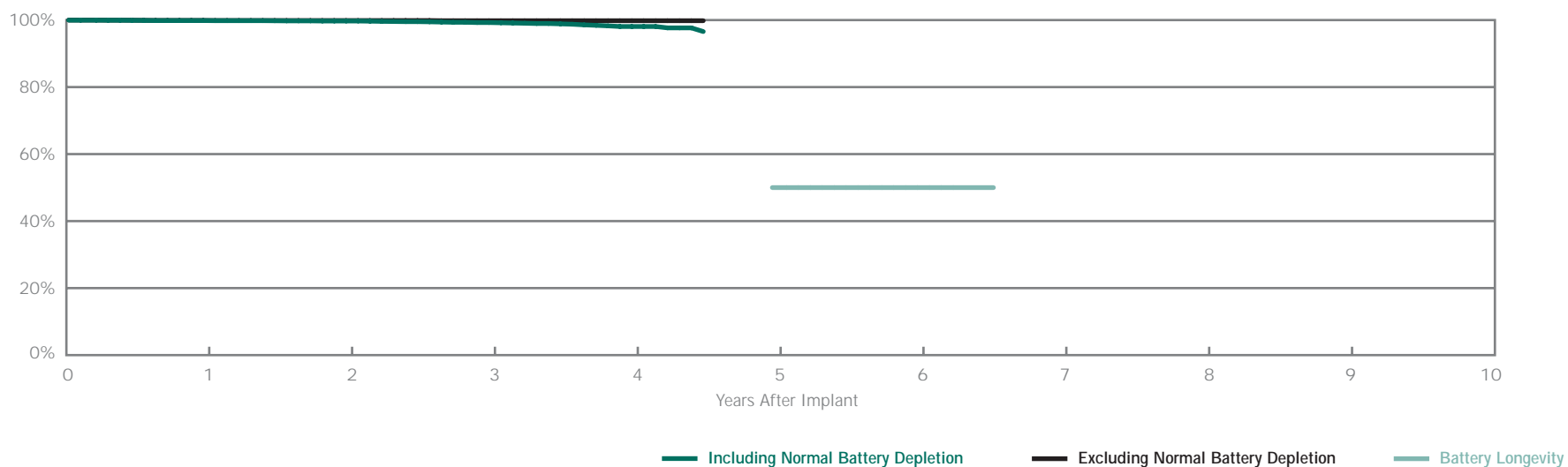
Excluding Normal Battery Depletion

Year	1	2	3	4						
Survival Probability	100.00%	100.00%	100.00%	100.00%						
± 1 standard error	0.00%	0.00%	0.00%	0.00%						

Epic® + DR (Model V-239)

US Market Release	October 2003	Normal Battery Depletion	30
Registered US Implants	7,801	Malfunctions	6
Estimated Active US Implants	4,709	Malfunctions w/ Compromised Therapy (0 related to Advisory)	4
Estimated Longevity	(see table on page 68)	Malfunctions w/o Compromised Therapy (0 related to Advisory)	2
Max. Delivered Energy	30 joules	Number of Advisories (see pages 218-223)	Two

Survival from Returns and Complaints



Including Normal Battery Depletion

Year	1	2	3	3	at 54 months					
Survival Probability	99.85%	99.72%	99.26%	98.08%	96.58%					
± 1 standard error	0.05%	0.06%	0.12%	0.30%	0.41%					
Sample Size	7800	6600	4600	3300	1200					

Excluding Normal Battery Depletion

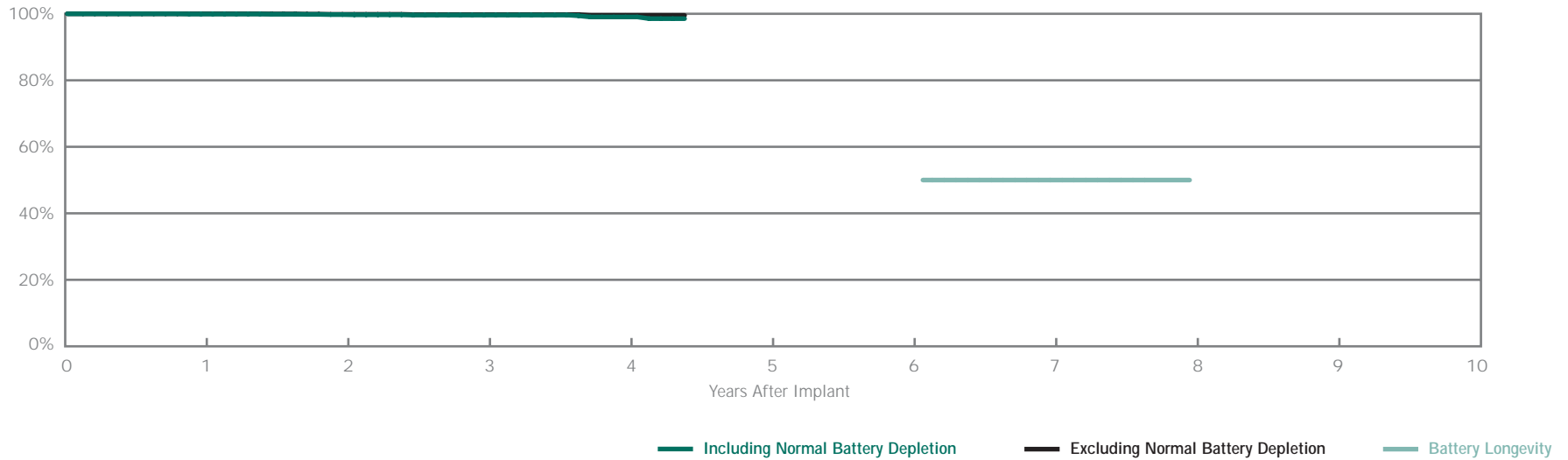
Year	1	2	3	4	at 54 months					
Survival Probability	99.89%	99.86%	99.81%	99.81%	99.81%					
± 1 standard error	0.04%	0.04%	0.06%	0.06%	0.06%					

ICDs

Atlas® DR (Model V-242)

US Market Release	October 2003	Normal Battery Depletion	6
Registered US Implants	4,361	Malfunctions	5
Estimated Active US Implants	2,831	Malfunctions w/ Compromised Therapy (0 related to Advisory)	4
Estimated Longevity	(see table on page 68)	Malfunctions w/o Compromised Therapy (0 related to Advisory)	1
Max. Delivered Energy	36 joules	Number of Advisories (see pages 218-223)	Three

Survival from Returns and Complaints



Including Normal Battery Depletion

Year	1	2	3	4	at 53 months					
Survival Probability	99.93%	99.76%	99.63%	99.05%	98.54%					
± 1 standard error	0.04%	0.08%	0.10%	0.28%	0.46%					
Sample Size	4600	3900	2800	1300	300					

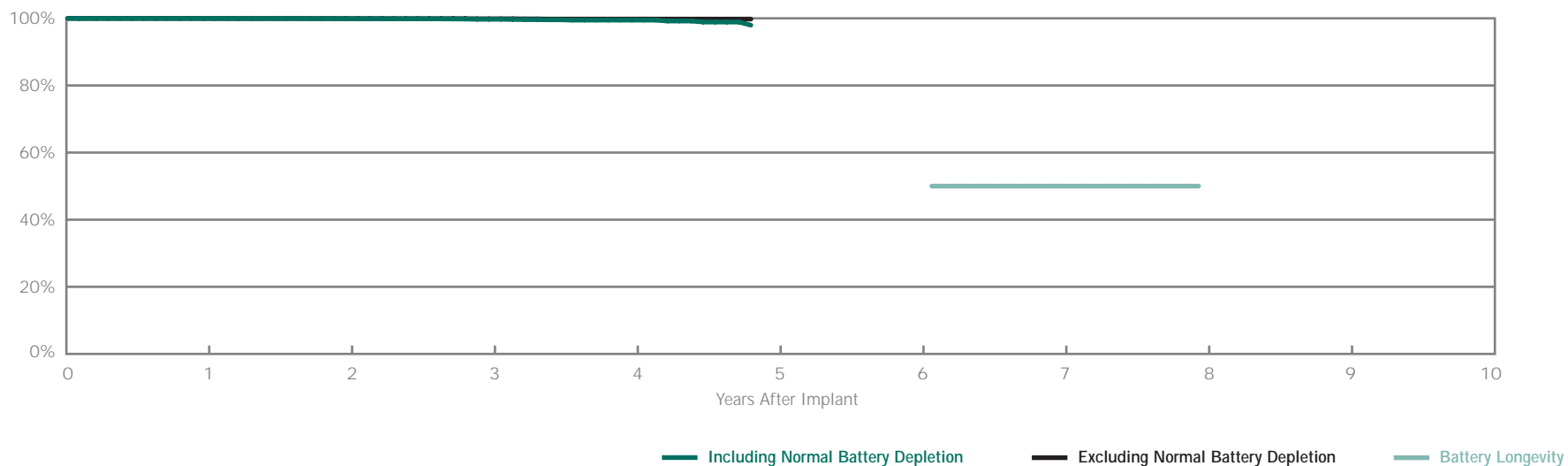
Excluding Normal Battery Depletion

Year	1	2	3	4	at 53 months					
Survival Probability	100.00%	99.84%	99.76%	99.52%	99.52%					
± 1 standard error	0.00%	0.07%	0.08%	0.19%	0.19%					

Atlas® + DR (Model V-243)

US Market Release	October 2003	Normal Battery Depletion	16
Registered US Implants	20,806	Malfunctions	11
Estimated Active US Implants	13,328	Malfunctions w/ Compromised Therapy (0 related to Advisory)	8
Estimated Longevity	(see table on page 68)	Malfunctions w/o Compromised Therapy (0 related to Advisory)	3
Max. Delivered Energy	36 joules	Number of Advisories (see pages 218-223)	Three

Survival from Returns and Complaints



Including Normal Battery Depletion

Year	1	2	3	4	at 58 months					
Survival Probability	99.95%	99.89%	99.72%	99.47%	97.97%					
± 1 standard error	0.01%	0.02%	0.05%	0.09%	0.28%					
Sample Size	20800	16800	10700	4200	900					

Excluding Normal Battery Depletion

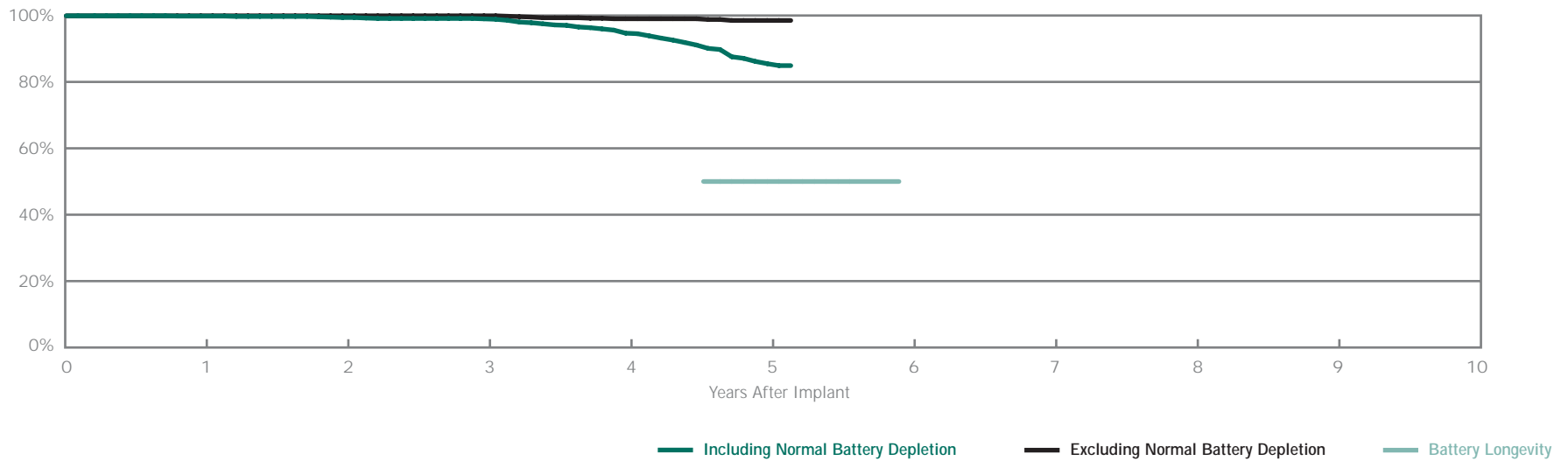
Year	1	2	3	4	at 58 months					
Survival Probability	99.97%	99.93%	99.87%	99.78%	99.78%					
± 1 standard error	0.01%	0.02%	0.03%	0.06%	0.06%					

ICDS

Epic® + DR (Model V-236)

US Market Release	April 2003	Normal Battery Depletion	83
Registered US Implants	2,342	Malfunctions	10
Estimated Active US Implants	579	Malfunctions w/ Compromised Therapy (0 related to Advisory)	1
Estimated Longevity	(see table on page 68)	Malfunctions w/o Compromised Therapy (0 related to Advisory)	9
Max. Delivered Energy	30 joules	Number of Advisories (see pages 218-223)	Three

Survival from Returns and Complaints



Including Normal Battery Depletion

Year	1	2	3	4	5	at 62 months				
Survival Probability	99.82%	99.39%	98.99%	94.68%	85.49%	84.91%				
± 1 standard error	0.09%	0.16%	0.22%	0.52%	1.09%	1.21%				
Sample Size	2300	2000	1800	1600	1000	300				

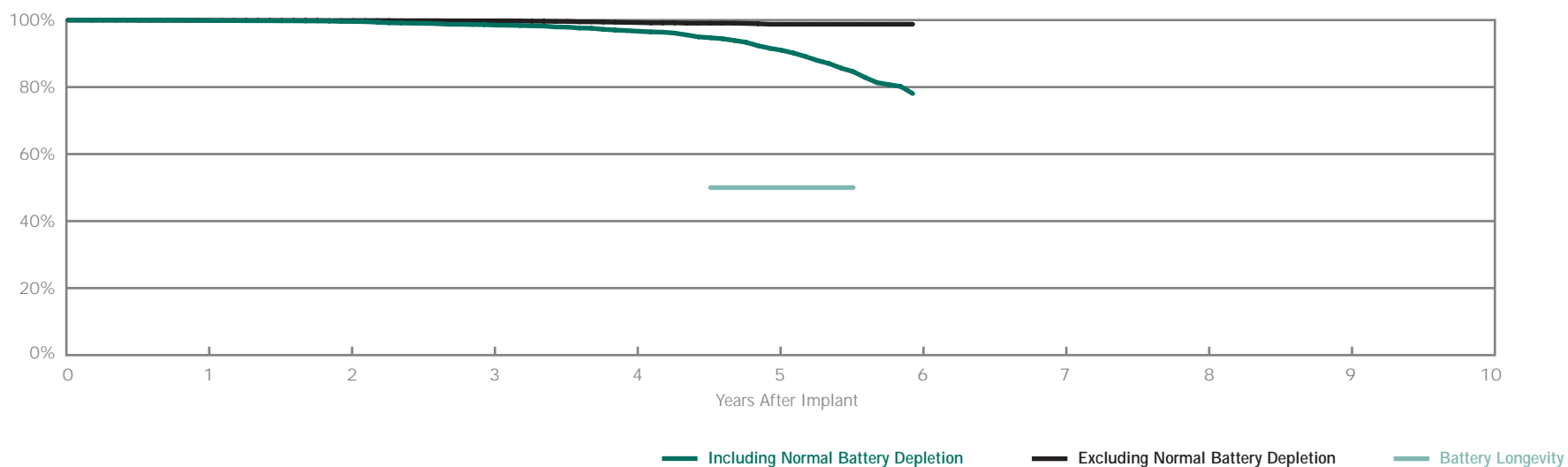
Excluding Normal Battery Depletion

Year	1	2	3	4	5	at 62 months				
Survival Probability	99.91%	99.91%	99.91%	99.02%	98.51%	98.51%				
± 1 standard error	0.06%	0.06%	0.06%	0.26%	0.36%	0.36%				

Epic® DR (Model V-235)

US Market Release	July 2002	Normal Battery Depletion	204
Registered US Implants	6,586	Malfunctions	27
Estimated Active US Implants	1,619	Malfunctions w/ Compromised Therapy (0 related to Advisory)	4
Estimated Longevity	(see table on page 68)	Malfunctions w/o Compromised Therapy (0 related to Advisory)	23
Max. Delivered Energy	30 joules	Number of Advisories (see pages 218-223)	Two

Survival from Returns and Complaints



Including Normal Battery Depletion

Year	1	2	3	4	5	at 71 months				
Survival Probability	99.88%	99.57%	98.49%	96.65%	90.98%	78.07%				
± 1 standard error	0.04%	0.08%	0.16%	0.26%	0.49%	1.15%				
Sample Size	6600	5800	5200	4600	3300	1200				

Excluding Normal Battery Depletion

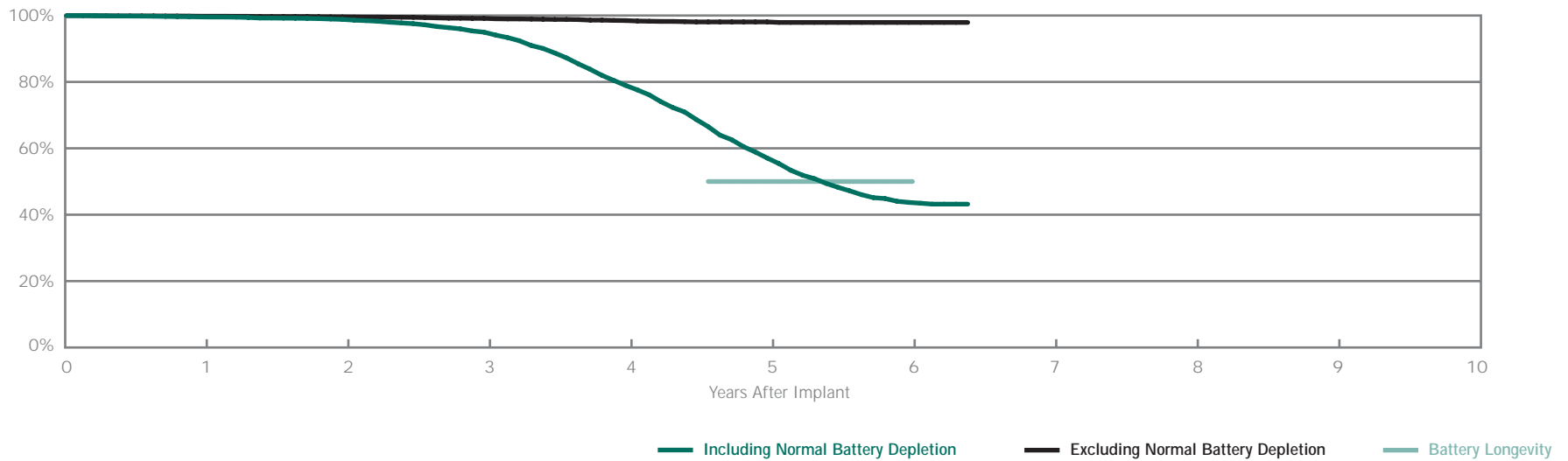
Year	1	2	3	4	5	at 71 months				
Survival Probability	99.90%	99.86%	99.78%	99.25%	98.76%	98.76%				
± 1 standard error	0.03%	0.05%	0.06%	0.12%	0.19%	0.19%				

ICDS

Atlas® DR (Model V-240)

US Market Release	December 2001	Normal Battery Depletion	951
Registered US Implants	8,839	Malfunctions	60
Estimated Active US Implants	419	Malfunctions w/ Compromised Therapy (21 related to Advisory)	31
Estimated Longevity	(see table on page 68)	Malfunctions w/o Compromised Therapy (0 related to Advisory)	29
Max. Delivered Energy	36 joules	Number of Advisories (see pages 218-223)	One

Survival from Returns and Complaints



Including Normal Battery Depletion

Year	1	2	3	4	5	6	at 77 months			
Survival Probability	99.57%	98.83%	94.98%	78.94%	57.07%	43.70%	43.19%			
± 1 standard error	0.07%	0.12%	0.26%	0.54%	0.79%	1.04%	1.07%			
Sample Size	8800	7600	6700	5500	3500	1100	300			

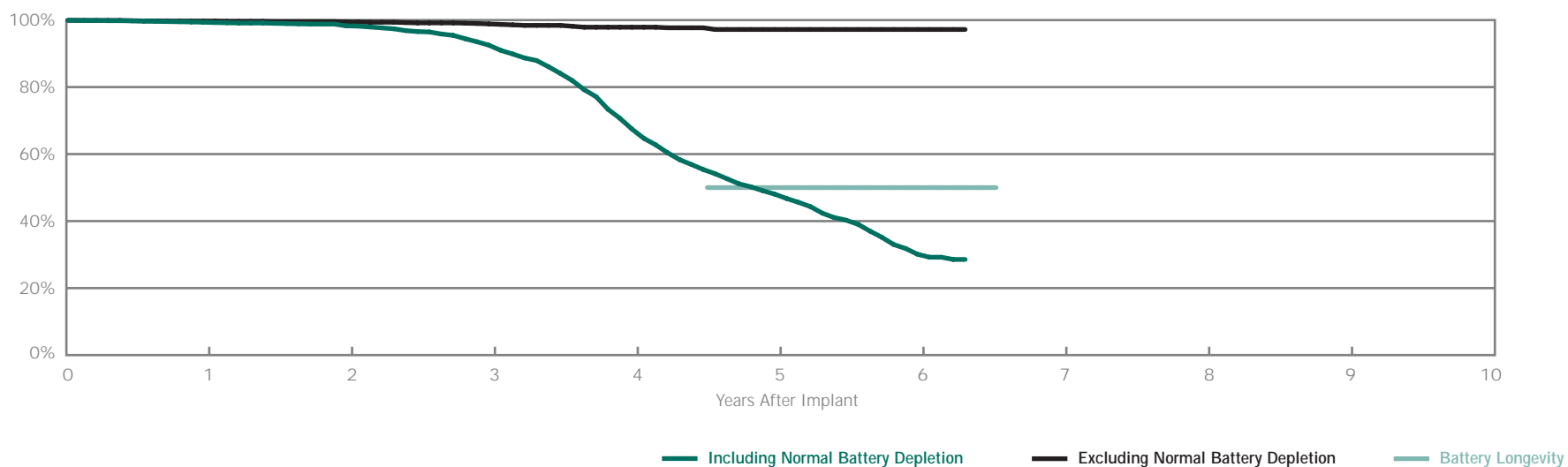
Excluding Normal Battery Depletion

Year	1	2	3	4	5	6	at 77 months			
Survival Probability	99.79%	99.60%	99.14%	98.48%	98.07%	97.91%	97.91%			
± 1 standard error	0.05%	0.07%	0.11%	0.16%	0.20%	0.23%	0.23%			

Photon® μ DR (Model V-232)

US Market Release	June 2001	Normal Battery Depletion	437
Registered US Implants	3,403	Malfunctions	33
Estimated Active US Implants	13	Malfunctions w/ Compromised Therapy (10 related to Advisory)	16
Estimated Longevity	(see table on page 68)	Malfunctions w/o Compromised Therapy (0 related to Advisory)	17
Max. Delivered Energy	36 joules	Number of Advisories (see pages 218-223)	One

Survival from Returns and Complaints



Including Normal Battery Depletion

Year	1	2	3	4	5	6	at 76 months			
Survival Probability	99.36%	98.28%	92.49%	67.49%	48.05%	30.10%	28.55%			
\pm 1 standard error	0.13%	0.20%	0.49%	0.97%	1.13%	1.29%	1.31%			
Sample Size	3400	3000	2600	2200	1400	600	200			

Excluding Normal Battery Depletion

Year	1	2	3	4	5	6	at 76 months			
Survival Probability	99.69%	99.44%	98.85%	97.87%	97.19%	97.19%	97.19%			
\pm 1 standard error	0.10%	0.12%	0.19%	0.31%	0.40%	0.40%	0.40%			

SUMMARY & LONGEVITY INFORMATION

ICDs

Dual-Chamber



ST. JUDE MEDICAL™
MORE CONTROL. LESS RISK.

ICDS

Battery Longevity

Models	Family	Approximate Duration (years)*			
		No Pacing	25% Pacing	50% Pacing	100% Pacing
2207-30	Current DR RF	7.0	6.6	6.2	5.5
2107-36	Current DR	8.6	8.0	7.1	6.8
2207-36	Current DR RF	8.6	8.0	7.1	6.8
V-265	Atlas II DR	8.2	7.5	7.0	6.1
V-268	Atlas II + DR	8.2	7.5	7.0	6.1
V-255	Epic II DR	7.0	6.4	5.9	5.1
V-258	Epic II + DR	7.0	6.4	5.9	5.1
V-233	Epic DR	6.4	6.0	5.6	4.9
V-239	Epic + DR	6.4	6.0	5.6	4.9
V-242	Atlas DR	7.9	7.3	6.9	6.1
V-243	Atlas + DR	7.9	7.3	6.9	6.1
V-236	Epic + DR	5.8	5.4	5.1	4.5
V-235	Epic DR	5.6	5.3	4.9	4.4
V-240	Atlas DR	6.0	5.6	5.2	4.6
V-232	Photon μ DR <42000	6.1	5.7	5.3	4.6
V-232	Photon μ DR >42000	6.6	6.1	5.6	4.9

*Battery longevity calculated with one EGM storage.

Pacing parameters: DDD, 2.5V, 0.5 ms, 60 ppm, 500 ohms

Battery Voltage Range: 3.20 – 2.45; Battery condition: Normal

Four maximum charges per year. As well as monthly charging during the batteries mid-life voltage range.

(Four maximum charges per year for models V-232 and V-240).

Malfunction and Normal Battery Depletion Summary Information*

Models	Family	US Market Release Date	Registered US Implants	Estimated Active US Implants	Malfunctions w/ Compromised Therapy	Malfunctions w/ Compromised Therapy (under advisory)	Malfunctions w/ Compromised Therapy (premature battery depletion)	Malfunctions w/o Compromised Therapy	Malfunctions w/o Compromised Therapy (premature battery depletion)	Total Malfunctions	Total Normal Battery Depletion
2207-30	Current DR RF	Sep-07	738	690	0	0	0	0	0	0	0
2107-36	Current DR	May-07	595	495	0	0	0	0	0	0	0
2207-36	Current DR RF	Sep-07	11161	10422	1	0	2	2	0	5	0
V-265	Atlas II DR	Jul-06	1874	1525	0	0	0	0	0	0	0
V-268	Atlas II + DR	Jul-06	12953	10812	3	0	3	1	1	8	2
V-255	Epic II DR	Mar-06	542	427	0	0	0	0	0	0	1
V-258	Epic II + DR	Mar-06	1875	1539	0	0	0	0	0	0	1
V-233	Epic DR	Oct-03	1823	1062	0	0	0	0	0	0	13
V-239	Epic + DR	Oct-03	7801	4709	4	0	0	2	0	6	30
V-242	Atlas DR	Oct-03	4361	2831	2	0	2	1	0	5	6
V-243	Atlas + DR	Oct-03	20806	13328	2	0	6	3	0	11	16
V-236	Epic + DR	Apr-03	2342	579	0	0	1	7	2	10	83
V-235	Epic DR	Jul-02	6586	1619	2	0	2	22	1	27	204
V-240	Atlas DR	Dec-01	8839	419	5	21	5	12	17	60	951
V-232	Photon μ DR	Jun-01	3403	13	4	10	2	5	12	33	437

*Based on returned product analysis as of December 31, 2008.

ICDS

Including Normal Battery Depletion Summary Information*

Models	Family	Survival Probability									
		1 year	2 year	3 year	4 year	5 year	6 year	7 year	8 year	9 year	10 year
2207-30	Current DR RF**										
2107-36	Current DR	100.00%									
2207-36	Current DR RF	99.83%									
V-265	Atlas II DR	100.00%	100.00%								
V-268	Atlas II + DR	99.87%	99.74%								
V-255	Epic II DR	99.49%									
V-258	Epic II + DR	99.85%	99.85%								
V-233	Epic DR	99.89%	99.89%	98.98%	97.31%						
V-239	Epic + DR	99.85%	99.72%	99.26%	98.08%						
V-242	Atlas DR	99.93%	99.76%	99.63%	99.05%						
V-243	Atlas + DR	99.95%	99.89%	99.72%	99.47%						
V-236	Epic + DR	99.82%	99.39%	98.99%	94.68%	85.49%					
V-235	Epic DR	99.88%	99.57%	98.49%	96.65%	90.98%					
V-240	Atlas DR	99.57%	98.83%	94.98%	78.94%	57.07%	43.70%				
V-232	Photon μ DR	99.36%	98.28%	92.49%	67.49%	48.05%	30.10%				

*Based on returned product analysis as of December 31, 2008.

**No survival probability is stated at one year due to the device not meeting the required minimum sample size of 200 U.S. implants with 12 consecutive months of data. Please refer to the individual device graphs for data up to one year.

Excluding Normal Battery Depletion
Summary Information*

Models	Family	Survival Probability									
		1 year	2 year	3 year	4 year	5 year	6 year	7 year	8 year	9 year	10 year
2207-30	Current DR RF**										
2107-36	Current DR	100.00%									
2207-36	Current DR RF	99.83%									
V-265	Atlas II DR	100.00%	100.00%								
V-268	Atlas II + DR	99.90%	99.81%								
V-255	Epic II DR	99.50%									
V-258	Epic II + DR	100.00%	100.00%								
V-233	Epic DR	100.00%	100.00%	100.00%	100.00%						
V-239	Epic + DR	99.89%	99.86%	99.81%	99.81%						
V-242	Atlas DR	100.00%	99.84%	99.76%	99.52%						
V-243	Atlas + DR	99.97%	99.93%	99.87%	99.78%						
V-236	Epic + DR	99.91%	99.91%	99.91%	99.02%	98.51%					
V-235	Epic DR	99.90%	99.86%	99.78%	99.25%	98.76%					
V-240	Atlas DR	99.79%	99.60%	99.14%	98.48%	98.07%	97.91%				
V-232	Photon μ DR	99.69%	99.44%	98.85%	97.87%	97.19%	97.19%				

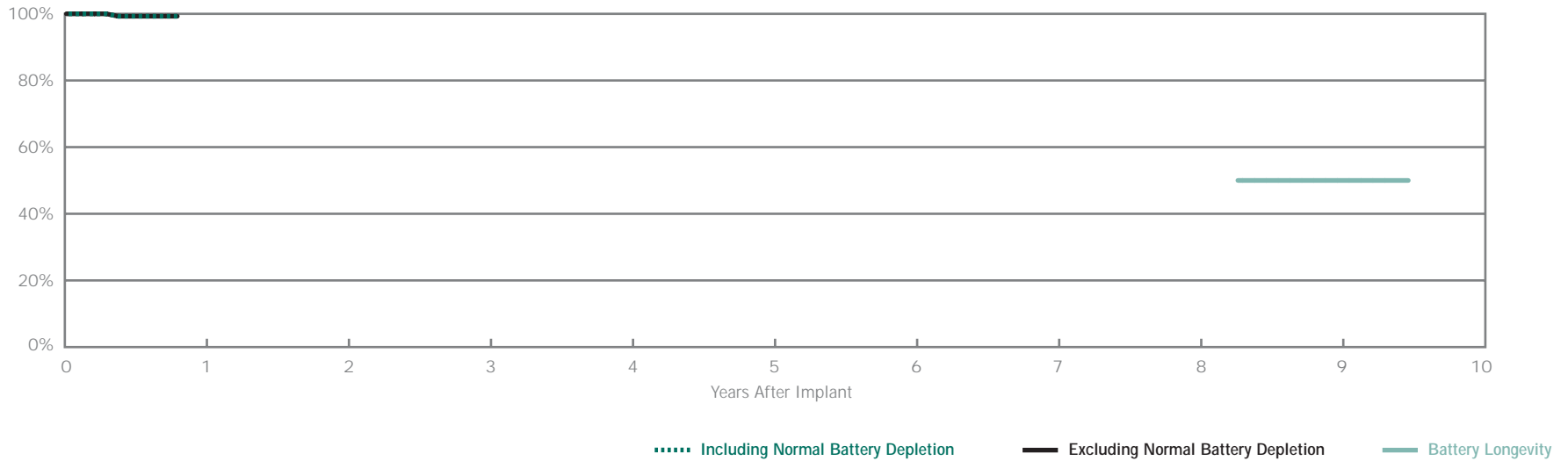
ICDs
Single-Chamber

ICDS

Current® VR (Model 1107-36)

US Market Release	May 2007	Normal Battery Depletion	0
Registered US Implants	317	Malfunctions	1
Estimated Active US Implants	268	Malfunctions w/ Compromised Therapy	1
Estimated Longevity	(see table on page 88)	Malfunctions w/o Compromised Therapy	0
Max. Delivered Energy	36 joules	Number of Advisories	None

Survival from Returns and Complaints



Including Normal Battery Depletion

Year	at 10 months									
Survival Probability	99.28%									
± 1 standard error	0.51%									
Sample Size	300									

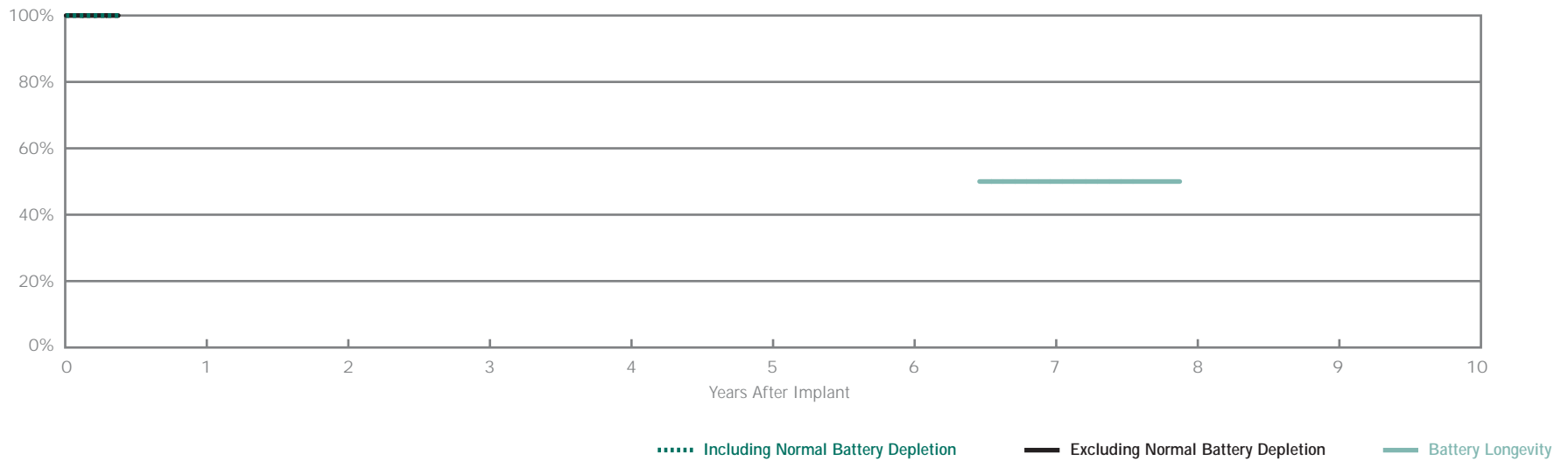
Excluding Normal Battery Depletion

Year	at 10 months									
Survival Probability	99.28%									
± 1 standard error	0.51%									

Current® VR RF (Model 1207-30)

US Market Release	September 2007	Normal Battery Depletion	0
Registered US Implants	356	Malfunctions	0
Estimated Active US Implants	333	Malfunctions w/ Compromised Therapy	0
Estimated Longevity	(see table on page 88)	Malfunctions w/o Compromised Therapy	0
Max. Delivered Energy	30 joules	Number of Advisories	None

Survival from Returns and Complaints



Including Normal Battery Depletion

Year	at 5 months									
Survival Probability	100.00%									
± 1 standard error	0.00%									
Sample Size	300									

Excluding Normal Battery Depletion

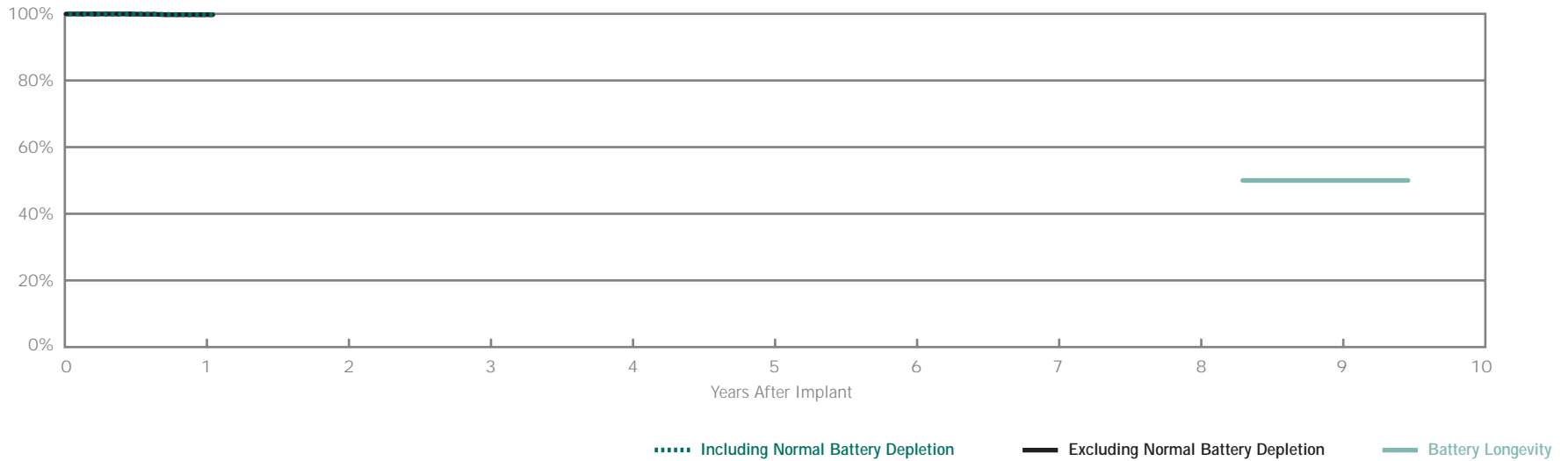
Year	at 5 months									
Survival Probability	100.00%									
± 1 standard error	0.00%									

ICDs

Current® VR RF (Model 1207-36)

US Market Release	September 2007	Normal Battery Depletion	0
Registered US Implants	6,185	Malfunctions	4
Estimated Active US Implants	5,759	Malfunctions w/ Compromised Therapy	2
Estimated Longevity	(see table on page 88)	Malfunctions w/o Compromised Therapy	2
Max. Delivered Energy	36 joules	Number of Advisories	None

Survival from Returns and Complaints



Including Normal Battery Depletion

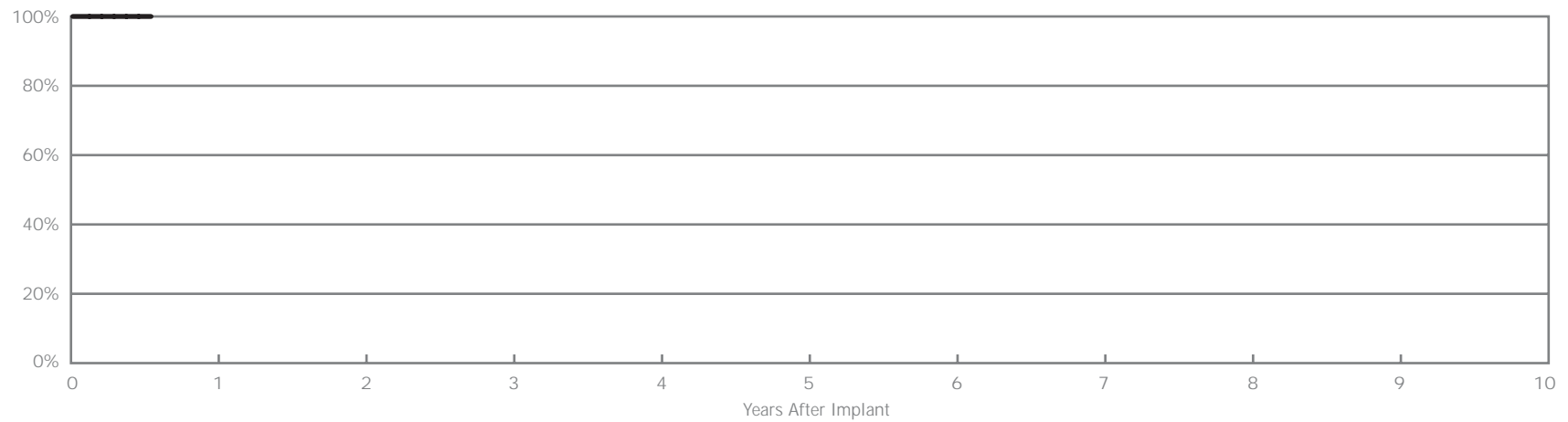
Year	1	at 13 months								
Survival Probability	99.74%	99.74%								
± 1 standard error	0.11%	0.11%								
Sample Size	3400	200								

Excluding Normal Battery Depletion

Year	1	at 13 months								
Survival Probability	99.94%	99.74%								
± 1 standard error	0.11%	0.11%								

Current® VR RF (Model 1207-36)		Qualifying Complications	
SCORE Results		None	
Number of Devices Enrolled in Study	217		
Cumulative Months of Follow-Up	1,059		

Survival from SCORE Registry



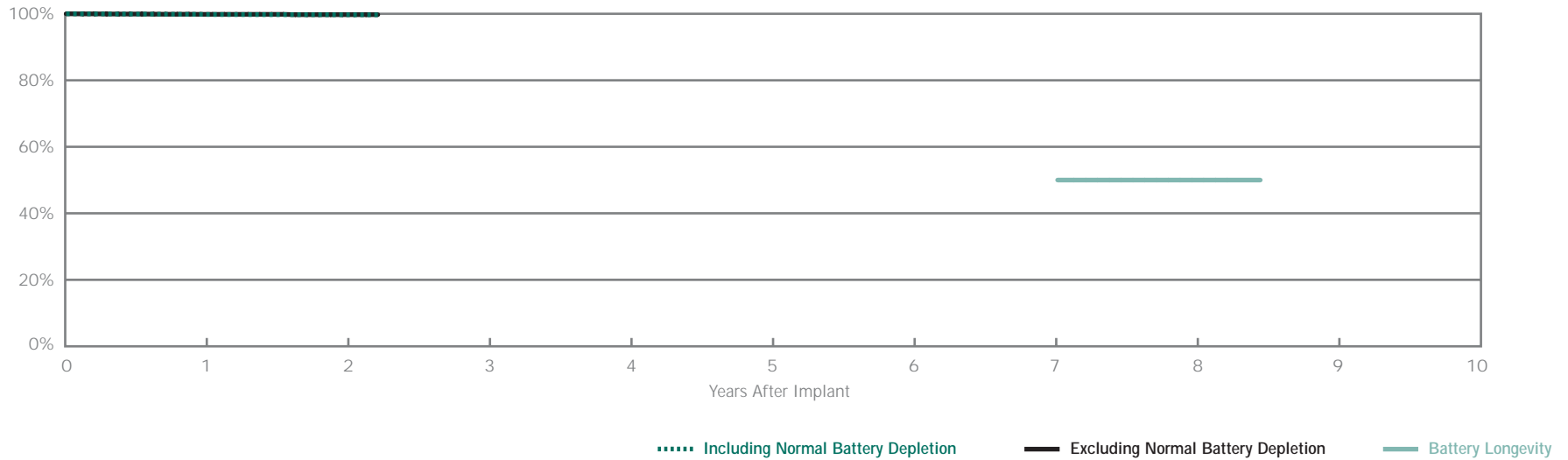
Year	at 7 months									
Survival Probability	100.00%									
± 1 standard error	0.00%									
Sample Size	60									

ICDS

Atlas® II VR (Model V-168)

US Market Release	July 2006	Normal Battery Depletion	1
Registered US Implants	9,166	Malfunctions	8
Estimated Active US Implants	7,641	Malfunctions w/ Compromised Therapy (0 related to Advisory)	5
Estimated Longevity	(see table on page 88)	Malfunctions w/o Compromised Therapy (0 related to Advisory)	3
Max. Delivered Energy	36 joules	Number of Advisories (see pages 218-223)	One

Survival from Returns and Complaints



Including Normal Battery Depletion

Year	1	2	at 27 months							
Survival Probability	99.83%	99.70%	99.70%							
± 1 standard error	0.04%	0.08%	0.08%							
Sample Size	7900	5800	300							

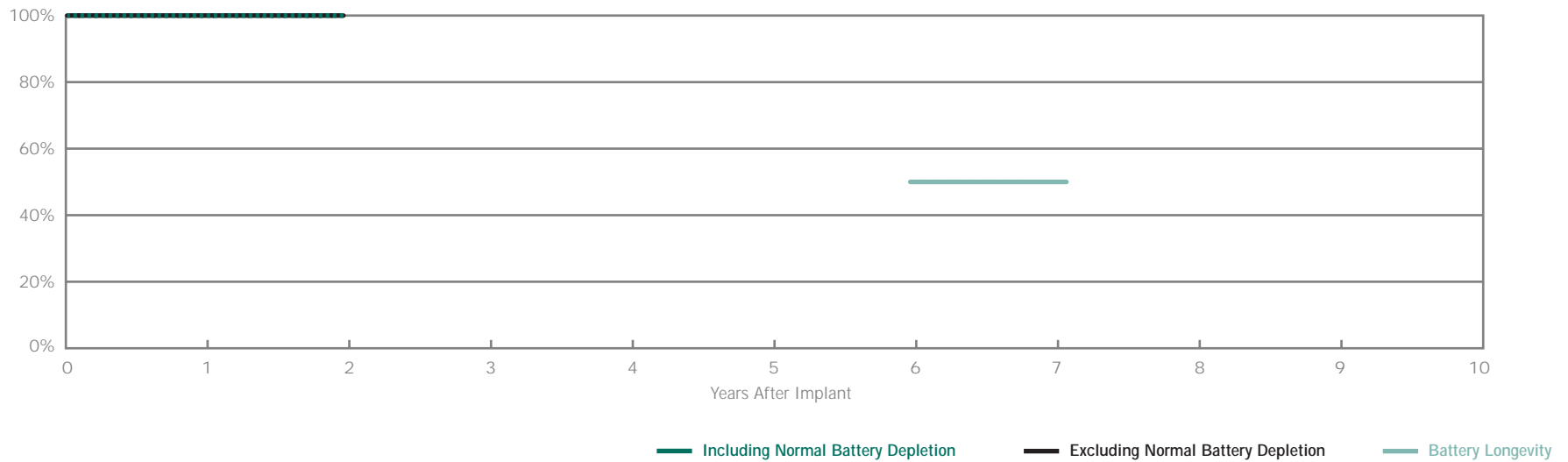
Excluding Normal Battery Depletion

Year	1	2	at 27 months							
Survival Probability	99.83%	99.74%	99.74%							
± 1 standard error	0.04%	0.08%	0.08%							

Epic® II VR (Model V-158)

US Market Release	March 2006	Normal Battery Depletion	0
Registered US Implants	1,418	Malfunctions	0
Estimated Active US Implants	1,141	Malfunctions w/ Compromised Therapy	0
Estimated Longevity	(see table on page 88)	Malfunctions w/o Compromised Therapy	0
Max. Delivered Energy	30 joules	Number of Advisories (see pages 218-223)	One

Survival from Returns and Complaints



Including Normal Battery Depletion

Year	1	2								
Survival Probability	100.00%	100.00%								
± 1 standard error	0.00%	0.00%								
Sample Size	1300	600								

Excluding Normal Battery Depletion

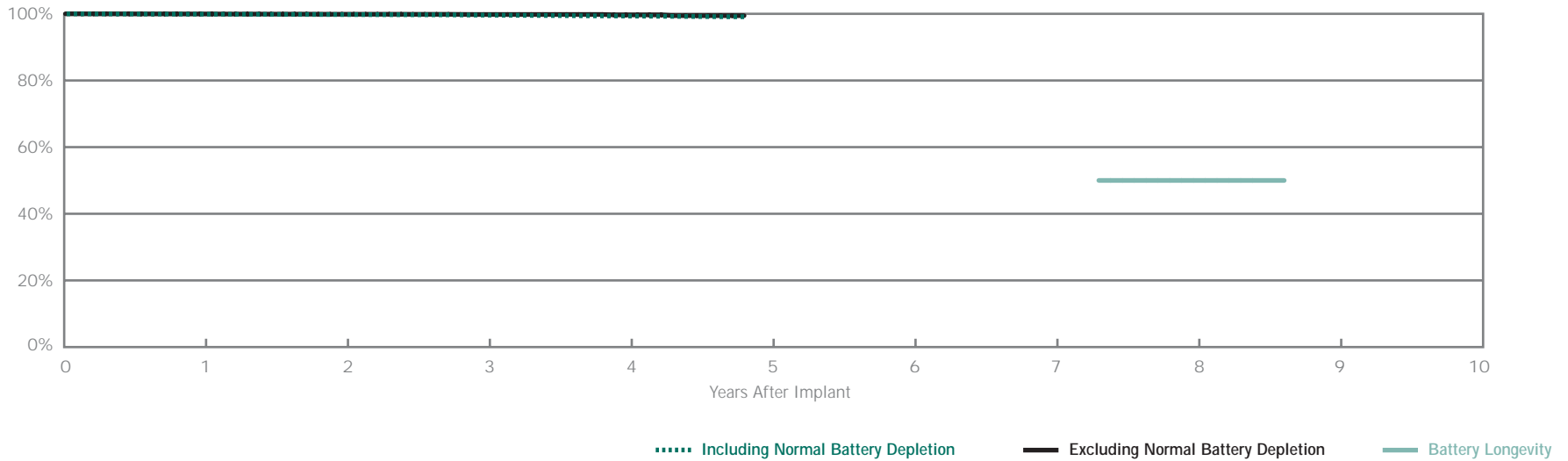
Year	1	2								
Survival Probability	100.00%	100.00%								
± 1 standard error	0.00%	0.00%								

ICDS

Atlas® + VR (Model V-193)

US Market Release	October 2003	Normal Battery Depletion	11
Registered US Implants	20,260	Malfunctions	17
Estimated Active US Implants	12,940	Malfunctions w/ Compromised Therapy (0 related to Advisory)	9
Estimated Longevity	(see table on page 88)	Malfunctions w/o Compromised Therapy (0 related to Advisory)	8
Max. Delivered Energy	36 joules	Number of Advisories (see pages 218-223)	Three

Survival from Returns and Complaints



Including Normal Battery Depletion

Year	1	2	3	4	at 58 months					
Survival Probability	99.89%	99.75%	99.64%	99.53%	99.12%					
± 1 standard error	0.02%	0.04%	0.05%	0.10%	0.23%					
Sample Size	20200	16400	10700	4300	700					

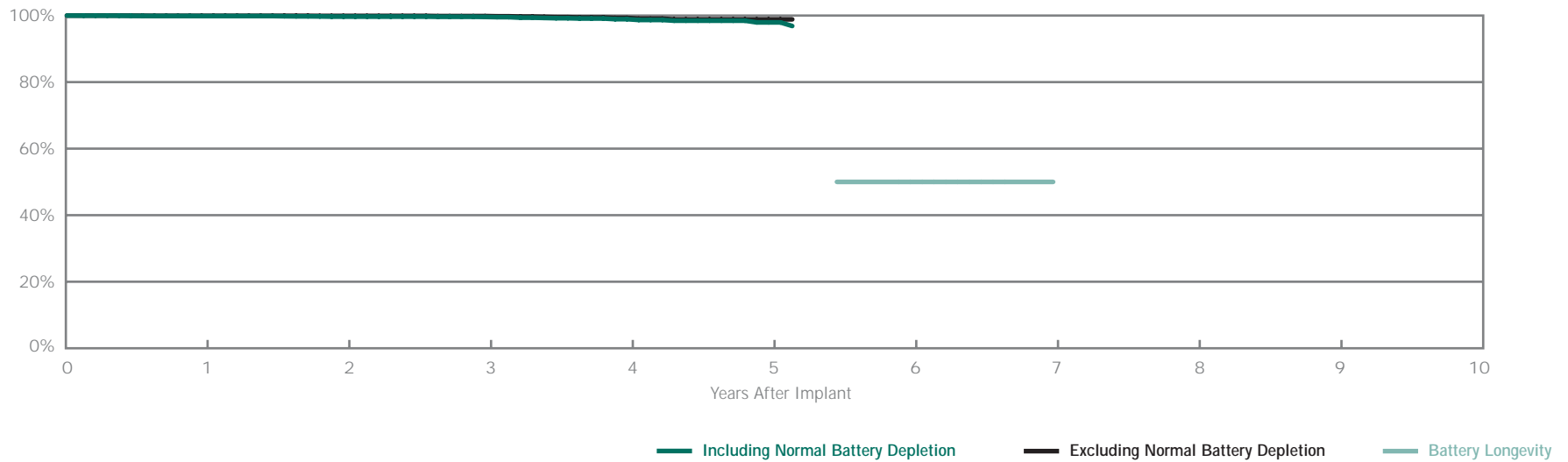
Excluding Normal Battery Depletion

Year	1	2	3	4	at 58 months					
Survival Probability	99.95%	99.87%	99.80%	99.68%	99.45%					
± 1 standard error	0.02%	0.03%	0.04%	0.09%	0.19%					

Epic® + VR (Model V-196)

US Market Release	April 2003	Normal Battery Depletion	11
Registered US Implants	7,923	Malfunctions	15
Estimated Active US Implants	4,514	Malfunctions w/ Compromised Therapy (0 related to Advisory)	5
Estimated Longevity	(see table on page 88)	Malfunctions w/o Compromised Therapy (0 related to Advisory)	10
Max. Delivered Energy	30 joules	Number of Advisories (see pages 218-223)	Three

Survival from Returns and Complaints



Including Normal Battery Depletion

Year	1	2	3	4	5	at 62 months				
Survival Probability	99.84%	99.68%	99.58%	98.91%	97.94%	96.86%				
± 1 standard error	0.04%	0.07%	0.08%	0.19%	0.46%	0.46%				
Sample Size	7900	6900	5000	2700	900	200				

Excluding Normal Battery Depletion

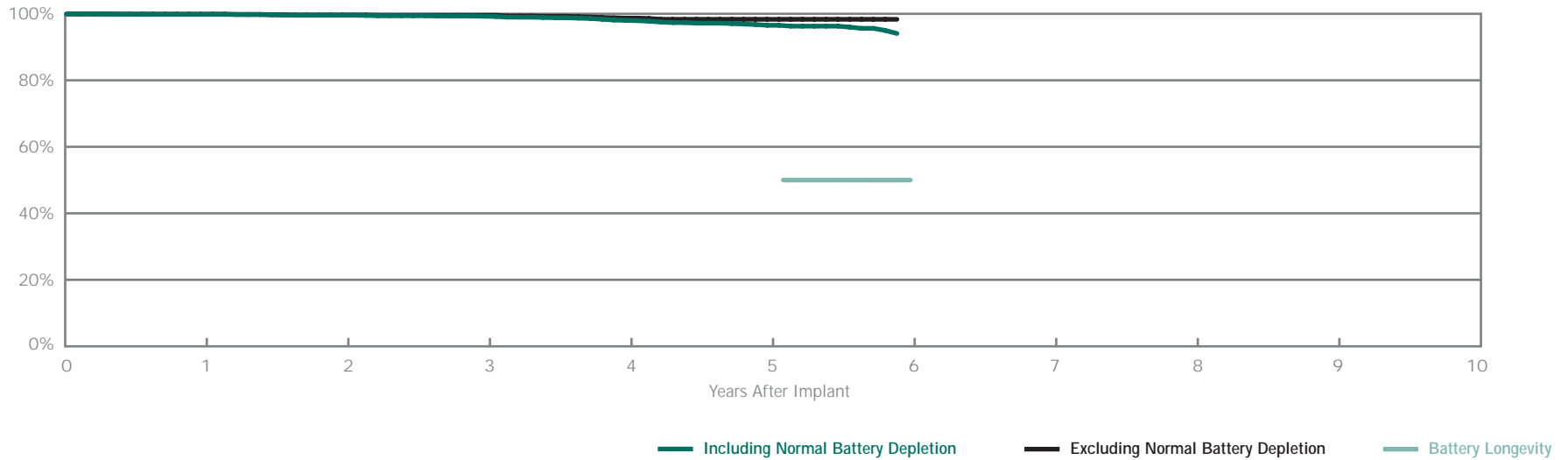
Year	1	2	3	4	5	at 62 months				
Survival Probability	99.92%	99.89%	99.84%	99.30%	98.85%	98.85%				
± 1 standard error	0.03%	0.04%	0.05%	0.16%	0.26%	0.26%				

ICDS

Epic® VR (Model V-197)

US Market Release	July 2002	Normal Battery Depletion	23
Registered US Implants	3,647	Malfunctions	22
Estimated Active US Implants	1,189	Malfunctions w/ Compromised Therapy (0 related to Advisory)	5
Estimated Longevity	(see table on page 88)	Malfunctions w/o Compromised Therapy (0 related to Advisory)	17
Max. Delivered Energy	30 joules	Number of Advisories (see pages 218-223)	Two

Survival from Returns and Complaints



Including Normal Battery Depletion

Year	1	2	3	4	5	at 71 months				
Survival Probability	99.83%	99.56%	99.26%	98.03%	96.54%	94.08%				
± 1 standard error	0.07%	0.12%	0.15%	0.27%	0.39%	0.70%				
Sample Size	3600	3200	2800	2500	1800	800				

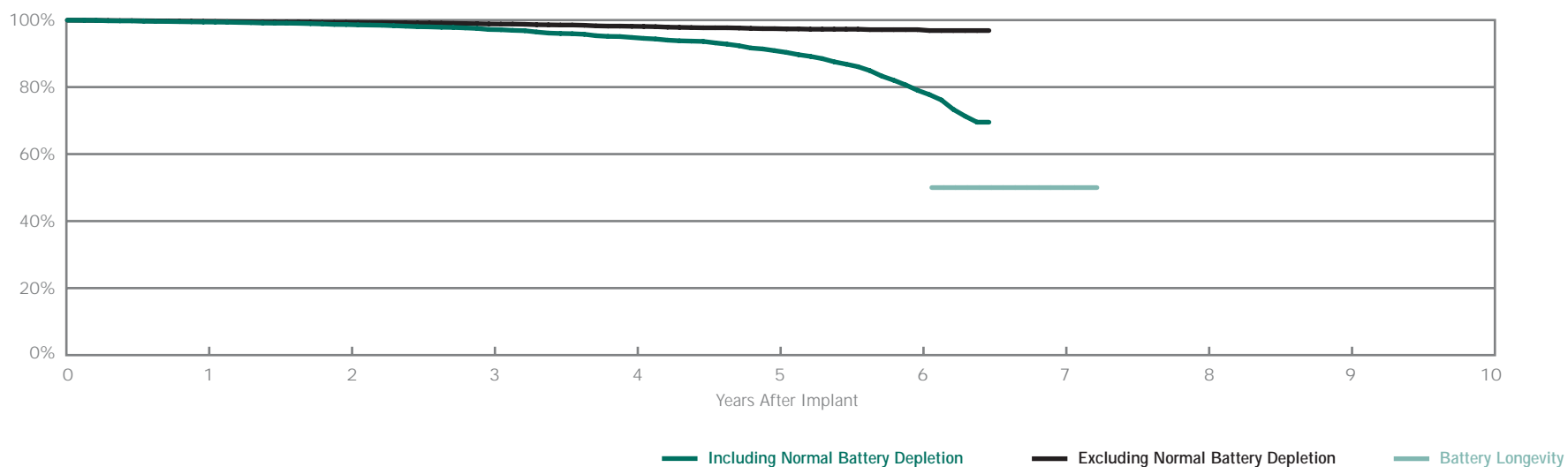
Excluding Normal Battery Depletion

Year	1	2	3	4	5	at 71 months				
Survival Probability	99.89%	99.62%	99.55%	98.71%	98.34%	98.34%				
± 1 standard error	0.06%	0.11%	0.12%	0.22%	0.27%	0.27%				

Atlas® VR (Model V-199)

US Market Release	December 2001	Normal Battery Depletion	262
Registered US Implants	7,089	Malfunctions	70
Estimated Active US Implants	1,427	Malfunctions w/ Compromised Therapy (22 related to Advisory)	34
Estimated Longevity	(see table on page 88)	Malfunctions w/o Compromised Therapy (0 related to Advisory)	36
Max. Delivered Energy	36 joules	Number of Advisories (see pages 218-223)	One

Survival from Returns and Complaints



Including Normal Battery Depletion

Year	1	2	3	4	5	6	at 78 months			
Survival Probability	99.43%	98.67%	97.19%	94.81%	90.87%	79.04%	69.52%			
± 1 standard error	0.09%	0.15%	0.21%	0.31%	0.45%	0.84%	1.47%			
Sample Size	7100	6100	5300	4500	3400	2100	400			

Excluding Normal Battery Depletion

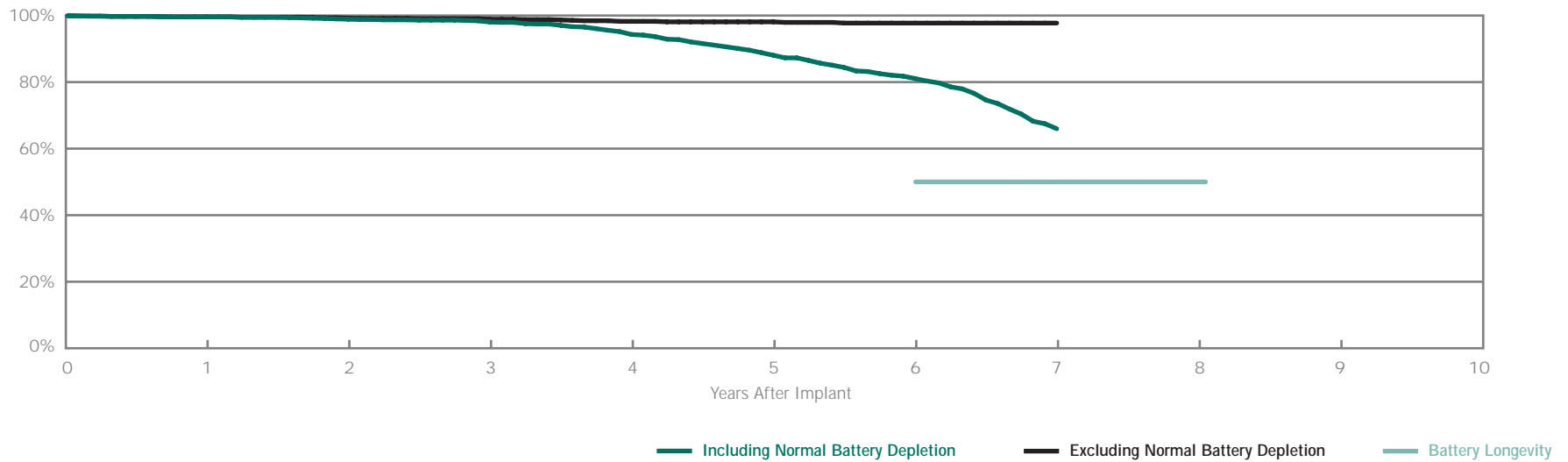
Year	1	2	3	4	5	6	at 78 months			
Survival Probability	99.62%	99.34%	98.85%	98.14%	97.44%	97.14%	96.87%			
± 1 standard error	0.07%	0.10%	0.14%	0.19%	0.24%	0.27%	0.33%			

ICDS

Photon® μ VR (Model V-194)

US Market Release	June 2001	Normal Battery Depletion	148
Registered US Implants	2,837	Malfunctions	23
Estimated Active US Implants	236	Malfunctions w/ Compromised Therapy (5 related to Advisory)	12
Estimated Longevity	(see table on page 88)	Malfunctions w/o Compromised Therapy (0 related to Advisory)	11
Max. Delivered Energy	36 joules	Number of Advisories (see pages 218-223)	One

Survival from Returns and Complaints



Including Normal Battery Depletion

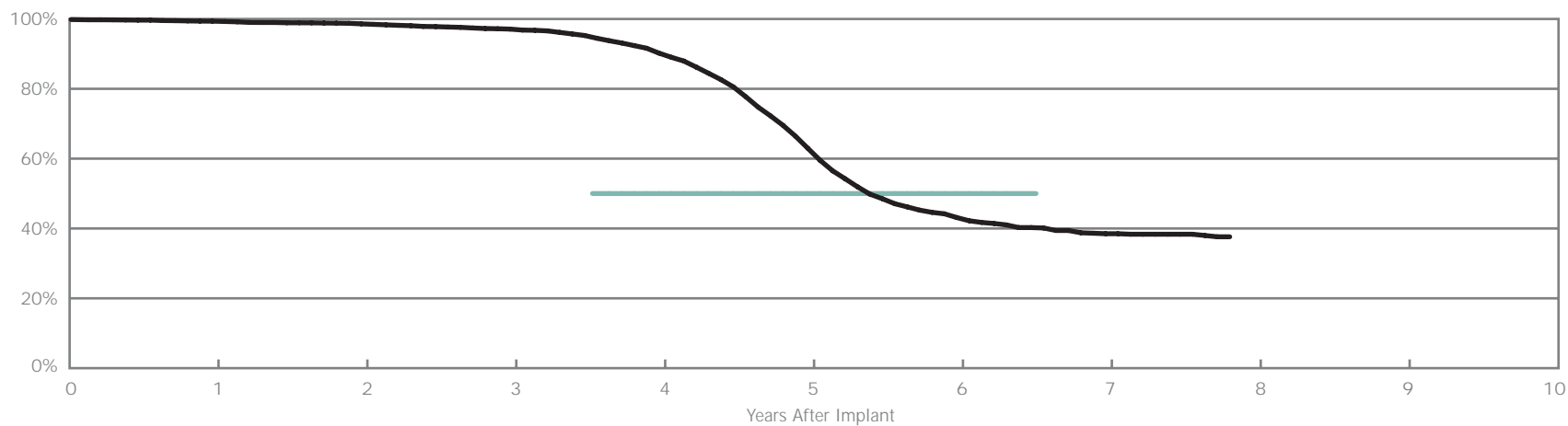
Year	1	2	3	4	5	6	7			
Survival Probability	99.59%	98.90%	98.05%	94.30%	88.06%	81.06%	65.98%			
± 1 standard error	0.12%	0.20%	0.26%	0.49%	0.79%	1.04%	1.63%			
Sample Size	2800	2500	2200	1900	1500	1100	700			

Excluding Normal Battery Depletion

Year	1	2	3	4	5	6	7			
Survival Probability	99.59%	99.24%	98.90%	98.25%	98.11%	97.74%	97.74%			
± 1 standard error	0.12%	0.16%	0.20%	0.29%	0.31%	0.36%	0.36%			

Contour® MD (Models V-175, V-175AC, V-175B, V-175C & V-175D)	
US Market Release	October 1998
Registered US Implants	4,922
Estimated Active US Implants	299
Estimated Longevity	(see table on page 88)
Number of Advisories	None

Survival from Returns and Complaints



Year	1	2	3	4	5	6	7	at 94 months		
Survival Probability	99.37%	98.60%	97.10%	90.22%	62.95%	43.13%	38.50%	37.62%		
± 1 standard error	0.11%	0.17%	0.27%	0.50%	0.98%	1.17%	1.25%	1.29%		
Sample Size	4900	4200	3600	3300	2200	1100	600	300		

SUMMARY & LONGEVITY INFORMATION

ICDs

Single-Chamber



ST. JUDE MEDICAL™
MORE CONTROL. LESS RISK.

ICDS

Battery Longevity

Models	Family	Approximate Duration (years)*			
		No Pacing	25% Pacing	50% Pacing	100% Pacing
1107-36	Current VR	9.5	9.1	8.8	8.2
1207-30	Current VR RF	7.8	7.4	7.1	6.6
1207-36	Current VR RF	9.5	9.1	8.8	8.2
V-168	Atlas II VR	8.4	8.0	7.6	7.0
V-158	Epic II VR	7.1	6.8	6.5	5.9
V-193	Atlas + VR	8.6	8.2	7.9	7.3
V-196	Epic + VR <115000	6.3	6.0	5.8	5.4
V-196	Epic + VR >115000	6.9	6.6	6.4	5.9
V-197	Epic VR	5.9	5.7	5.5	5.1
V-199	Atlas VR	7.2	6.9	6.6	6.1
V-194	Photon μ VR<42000	7.1	6.8	6.5	6.0
V-194	Photon μ VR>42000	8.1	7.7	7.4	6.8

*Battery longevity calculated with one EGM storage.

Pacing parameters: VVI, 2.5V, 0.5 ms, 60 ppm, 500 ohms

Battery Voltage Range: 3.20 – 2.45; Battery condition: Normal

Four maximum charges per year. As well as monthly charging during the batteries mid-life voltage range.

(Four maximum charges per year for models V-194 and V-199).

Models	Family	4 Max charges/Yr. No Pacing	1 Maximum High-Voltage Charge/Month†		
			No Pacing	15% Pacing	100% Pacing
V-175, V-175AC, V-175B, V-175C, V-175D	Contour MD	6.5 yr.	4.8 yr.	4.4 yr.	3.5 yr.

†Pacing parameters: 5.0V, 0.5 ms, 60 ppm, 500 ohms

Battery Voltage Range: 3.20 – 2.55

Malfunction and Normal Battery Depletion Summary Information*

Models	Family	US Market Release Date	Registered US Implants	Estimated Active US Implants	Malfunctions w/ Compromised Therapy	Malfunctions w/ Compromised Therapy (under advisory)	Malfunctions w/ Compromised Therapy (premature battery depletion)	Malfunctions w/o Compromised Therapy	Malfunctions w/o Compromised Therapy (premature battery depletion)	Total Malfunctions	Total Normal Battery Depletion
1107-36	Current VR	May-07	317	268	1	0	0	0	0	1	0
1207-30	Current VR RF	Sep-07	356	333	0	0	0	0	0	0	0
1207-36	Current VR RF	Sep-07	6185	5759	1	0	1	1	1	4	0
V-168	Atlas II VR	Jul-06	9166	7641	4	0	1	0	3	8	1
V-158	Epic II VR	Mar-06	1418	1141	0	0	0	0	0	0	0
V-193	Atlas + VR	Oct-03	20260	12940	7	0	2	3	5	17	11
V-196	Epic + VR	Apr-03	7923	4514	3	0	2	10	0	15	11
V-197	Epic VR	Jul-02	3647	1189	4	0	1	15	2	22	23
V-199	Atlas VR	Dec-01	7089	1427	6	22	6	33	3	70	262
V-194	Photon μ VR	Jun-01	2837	236	3	5	4	10	1	23	148

*Based on returned product analysis as of December 31, 2008.

ICDS

Including Normal Battery Depletion Summary Information*

Models	Family	Survival Probability									
		1 year	2 year	3 year	4 year	5 year	6 year	7 year	8 year	9 year	10 year
1107-36	Current VR**										
1207-30	Current VR RF**										
1207-36	Current VR RF	99.74%									
V-168	Atlas II VR	99.83%	99.70%								
V-158	Epic II VR	100.00%	100.00%								
V-193	Atlas + VR	99.89%	99.75%	99.64%	99.53%						
V-196	Epic + VR	99.84%	99.68%	99.58%	98.91%	97.94%					
V-197	Epic VR	99.83%	99.56%	99.26%	98.03%	96.54%					
V-199	Atlas VR	99.43%	98.67%	97.19%	94.81%	90.87%	79.04%				
V-194	Photon μ VR	99.59%	98.90%	98.05%	94.30%	88.06%	81.06%	65.98%			

*Based on returned product analysis as of December 31, 2008.

**No survival probability is stated at one year due to the device not meeting the required minimum sample size of 200 U.S. implants with 12 consecutive months of data. Please refer to the individual device graphs for data up to one year.

**Excluding Normal Battery Depletion
Summary Information***

Models	Family	Survival Probability									
		1 year	2 year	3 year	4 year	5 year	6 year	7 year	8 year	9 year	10 year
1107-36	Current VR**										
1207-30	Current VR RF**										
1207-36	Current VR RF	99.74%									
V-168	Atlas II VR	99.83%	99.74%								
V-158	Epic II VR	100.00%	100.00%								
V-193	Atlas + VR	99.95%	99.87%	99.80%	99.68%						
V-196	Epic + VR	99.92%	99.89%	99.84%	99.30%	98.85%					
V-197	Epic VR	99.89%	99.62%	99.55%	98.71%	98.34%					
V-199	Atlas VR	99.62%	99.34%	98.85%	98.14%	97.44%	97.14%				
V-194	Photon μ VR	99.59%	99.24%	98.90%	98.25%	98.11%	94.74%	97.74%			

*Based on returned product analysis as of December 31, 2008.

**No survival probability is stated at one year due to the device not meeting the required minimum sample size of 200 U.S. implants with 12 consecutive months of data. Please refer to the individual device graphs for data up to one year.

DEFIBRILLATION LEADS

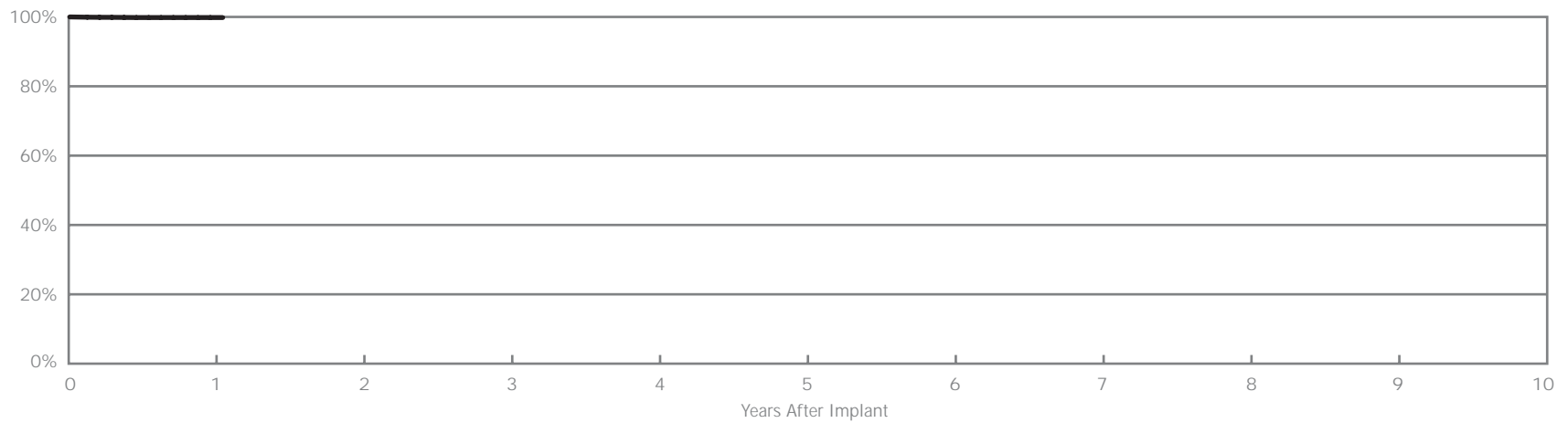


ST. JUDE MEDICAL™
MORE CONTROL. LESS RISK.

DEFIBRILLATION LEADS

Durata® (Models 7120 & 7121)			
US Market Release	September 2007	Type and/or Fixation	Dual Coil, Active
Registered US Implants	18,309	Polarity	Bipolar
Estimated Active US Implants	17,328	Steroid	Yes
Insulation	Optim*	Number of Advisories	None
Laboratory Analysis			
Implant Damage	15	Electrical Malfunction	1
		Other	19
		Insulation Disruption	0
		Explant Damage	12
		Conductor Disruption	0
		Non-Electrical Workmanship	7
		Crimps, Welds, Bonds	1
		Non-Electrical Anomaly	0
		Partial Lead	0

Survival from Returns and Complaints

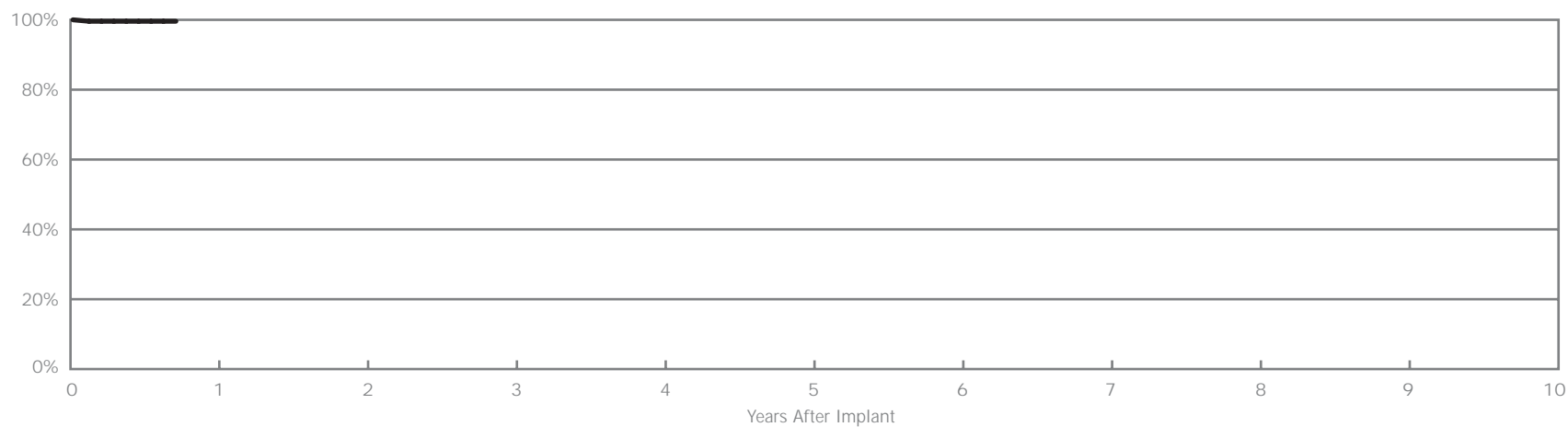


Year	1	at 13 months								
Survival Probability	99.82%	99.82%								
± 1 standard error	0.04%	0.04%								
Sample Size	9200	200								

*Optim® insulation is a copolymer of silicone and polyurethane.

Durata® (Models 7120 & 7121)			
SCORE Results		Qualifying Complications	
Number of Devices Enrolled in Study	521	Failure to Capture	2
Cumulative Months of Follow-Up	2,796	Extracardiac Stimulation	1

Survival from SCORE Registry

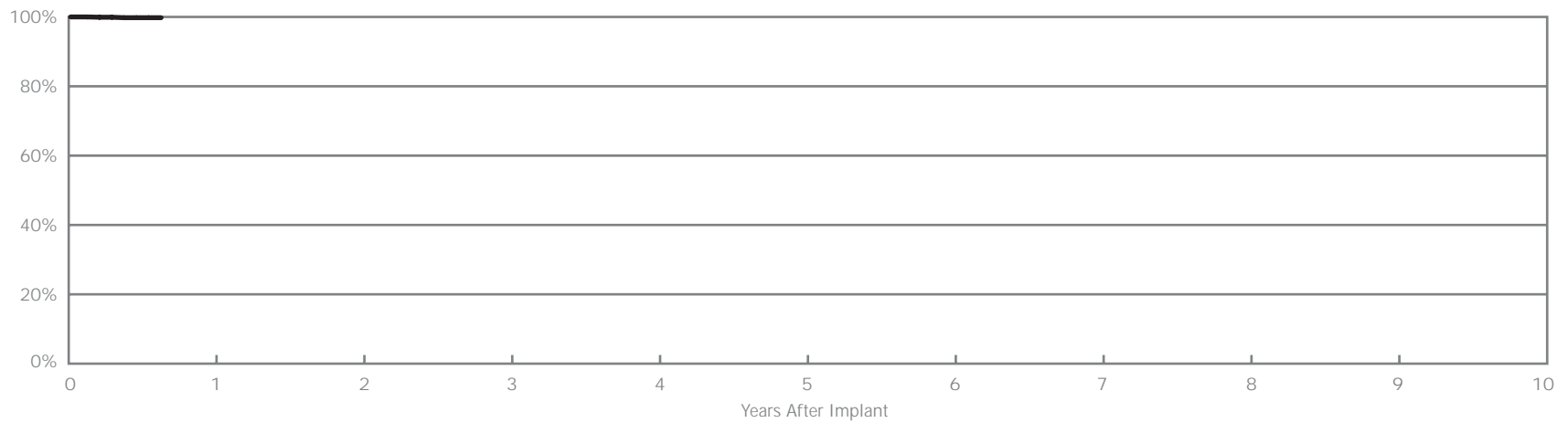


Year	at 9 months									
Survival Probability	99.59%									
± 1 standard error	0.29%									
Sample Size	53									

DEFIBRILLATION LEADS

Durata® (Model 7122)			
US Market Release	September 2007	Type and/or Fixation	Single Coil, Active
Registered US Implants	1,616	Polarity	Bipolar
Estimated Active US Implants	1,541	Steroid	Yes
Insulation	Optim*	Number of Advisories	None
Laboratory Analysis			
Implant Damage	3	Electrical Malfunction	0
		Other	4
		Insulation Disruption	0
		Explant Damage	3
		Conductor Disruption	0
		Non-Electrical Workmanship	1
		Crimps, Welds, Bonds	0
		Non-Electrical Anomaly	0
		Partial Lead	0

Survival from Returns and Complaints

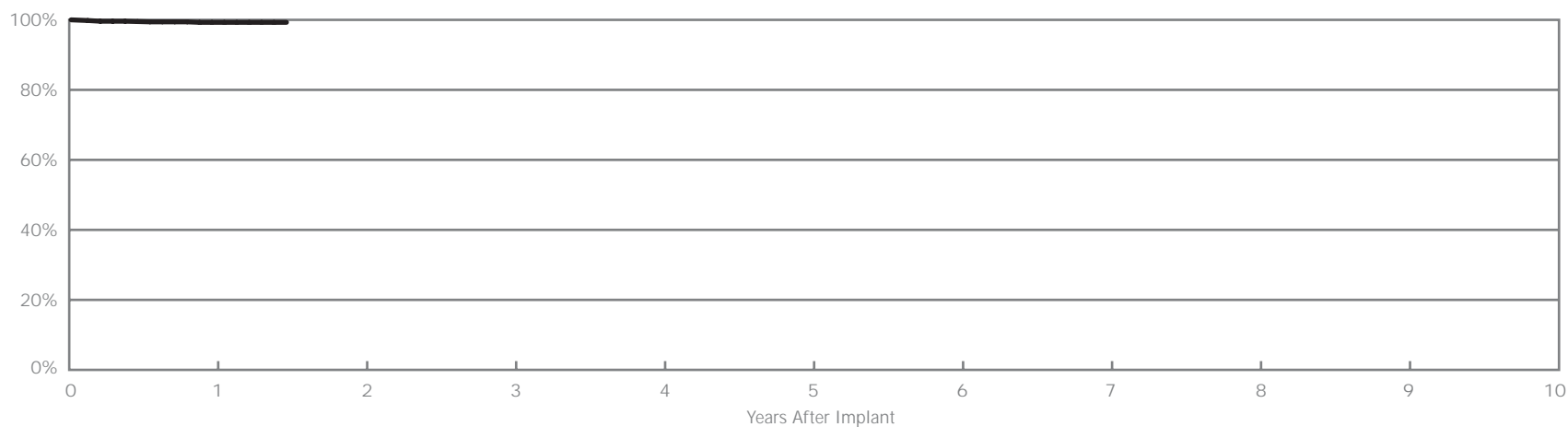


Year	at 8 months									
Survival Probability	99.78%									
± 1 standard error	0.16%									
Sample Size	200									

*Optim® insulation is a copolymer of silicone and polyurethane.

Riata® ST Optim® (Models 7070 & 7071)			
US Market Release	July 2006	Type and/or Fixation	Dual Coil, Passive
Registered US Implants	1,776	Polarity	Bipolar
Estimated Active US Implants	1,619	Steroid	Yes
Insulation	Optim*	Number of Advisories	None
Laboratory Analysis			
Implant Damage	1	Electrical Malfunction	2
		Other	2
		Insulation Disruption	0
		Conductor Disruption	1
		Crimps, Welds, Bonds	1
		Explant Damage	1
		Non-Electrical Workmanship	1
		Non-Electrical Anomaly	0
		Partial Lead	0

Survival from Returns and Complaints



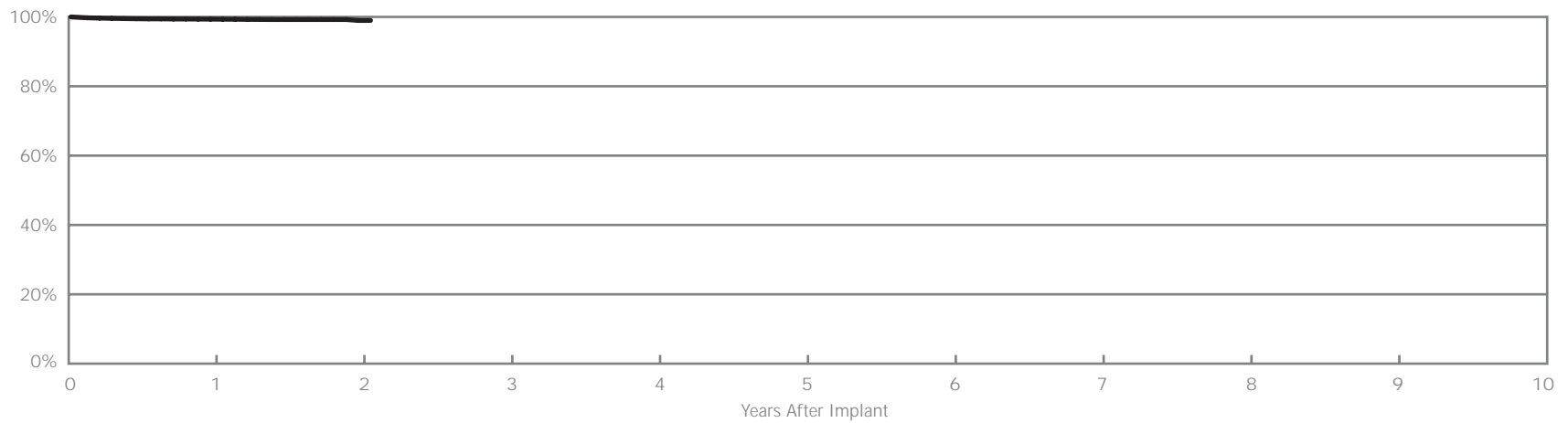
Year	1	at 18 months								
Survival Probability	99.29%	99.29%								
± 1 standard error	0.24%	0.24%								
Sample Size	1200	100								

*Optim® insulation is a copolymer of silicone and polyurethane.

DEFIBRILLATION LEADS

Riata® ST Optim® (Models 7020 & 7021)			
US Market Release	July 2006	Type and/or Fixation	Dual Coil, Active
Registered US Implants	13,861	Polarity	Bipolar
Estimated Active US Implants	12,476	Steroid	Yes
Insulation	Optim*	Number of Advisories	None
Laboratory Analysis			
Implant Damage	61	Electrical Malfunction	4
		Other	64
		Insulation Disruption	1
		Conductor Disruption	3
		Crimps, Welds, Bonds	0
		Explant Damage	57
		Non-Electrical Workmanship	4
		Non-Electrical Anomaly	1
		Partial Lead	2

Survival from Returns and Complaints



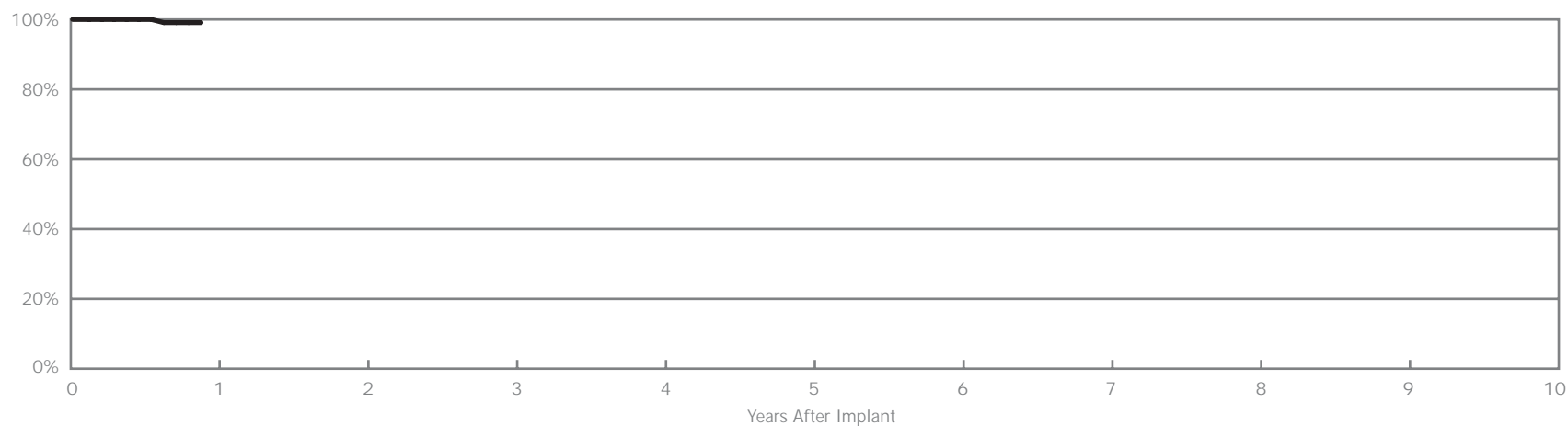
Year	1	2	at 25 months						
Survival Probability	99.36%	98.99%	98.99%						
± 1 standard error	0.07%	0.08%	0.28%						
Sample Size	11300	4100	100						

*Optim® insulation is a copolymer of silicone and polyurethane.

Riata® ST Optim® (Models 7020 & 7021)

SCORE Results		Qualifying Complications	
Number of Devices Enrolled in Study	149	Failure to Sense	1
Cumulative Months of Follow-Up	1,347	Cardiac Perforation	1

Survival from SCORE Registry

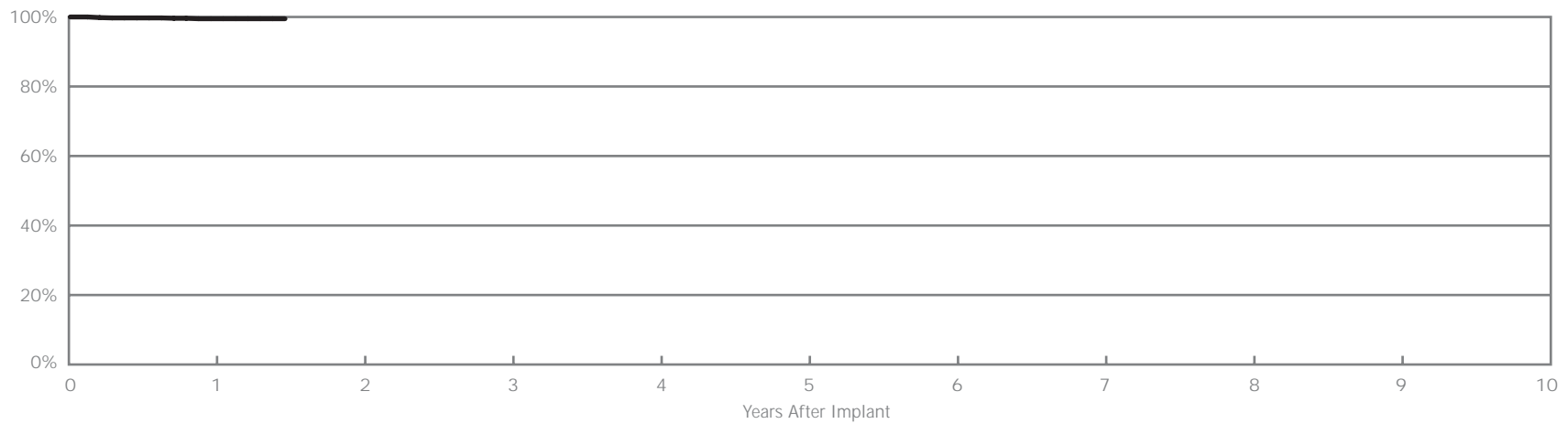


Year	at 11 months									
Survival Probability	98.21%									
± 1 standard error	0.89%									
Sample Size	55									

DEFIBRILLATION LEADS

Riata® ST Optim® (Model 7022)			
US Market Release	July 2006	Type and/or Fixation	Single Coil, Active
Registered US Implants	1,252	Polarity	Bipolar
Estimated Active US Implants	1,149	Steroid	Yes
Insulation	Optim*	Number of Advisories	None
Laboratory Analysis			
Implant Damage	3	Electrical Malfunction	1
		Other	5
		Insulation Disruption	0
		Conductor Disruption	1
		Crimps, Welds, Bonds	0
		Explant Damage	4
		Non-Electrical Workmanship	1
		Non-Electrical Anomaly	0
		Partial Lead	0

Survival from Returns and Complaints

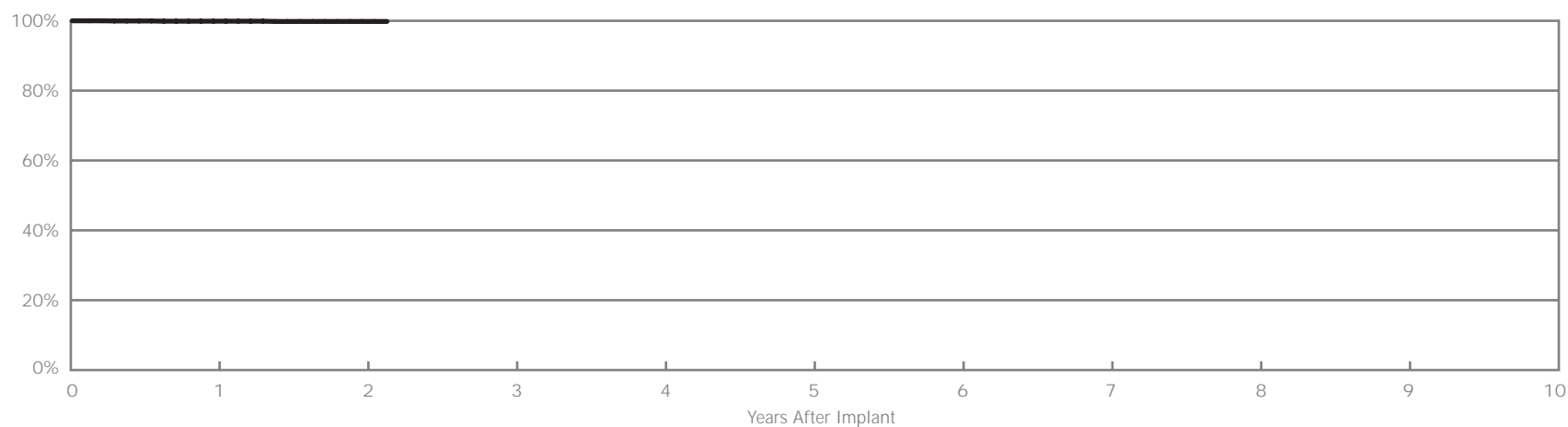


Year	1	at 18 months								
Survival Probability	99.49%	99.49%								
± 1 standard error	0.23%	0.23%								
Sample Size	1000	100								

*Optim® insulation is a copolymer of silicone and polyurethane.

Riata® ST (Models 7010 & 7011)			
US Market Release	March 2006	Type and/or Fixation	Dual Coil, Active
Registered US Implants	2,079	Polarity	Bipolar
Estimated Active US Implants	1,842	Steroid	Yes
Insulation	Silicone	Number of Advisories	None
Laboratory Analysis			
Implant Damage	6	Electrical Malfunction	0
		Other	4
		Insulation Disruption	0
		Conductor Disruption	0
		Crimps, Welds, Bonds	0
		Explant Damage	3
		Non-Electrical Workmanship	0
		Non-Electrical Anomaly	1
		Partial Lead	0

Survival from Returns and Complaints

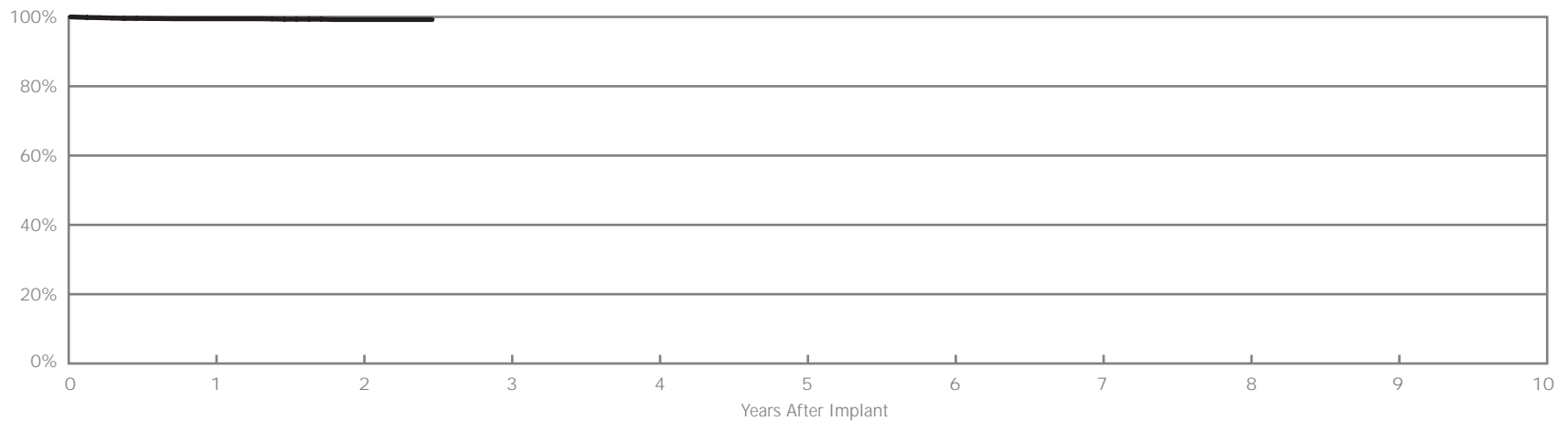


Year	1	2	at 26 months						
Survival Probability	99.89%	99.81%	99.81%						
± 1 standard error	0.08%	0.12%	0.12%						
Sample Size	1900	1000	100						

DEFIBRILLATION LEADS

Riata® ST (Models 7040 & 7041)			
US Market Release	March 2006	Type and/or Fixation	Dual Coil, Passive
Registered US Implants	3,373	Polarity	Bipolar
Estimated Active US Implants	2,994	Steroid	Yes
Insulation	Silicone	Number of Advisories	None
Laboratory Analysis			
Implant Damage	6	Electrical Malfunction	2
		Other	9
		Insulation Disruption	1
		Conductor Disruption	1
		Crimps, Welds, Bonds	0
		Explant Damage	4
		Non-Electrical Workmanship	3
		Non-Electrical Anomaly	1
		Partial Lead	1

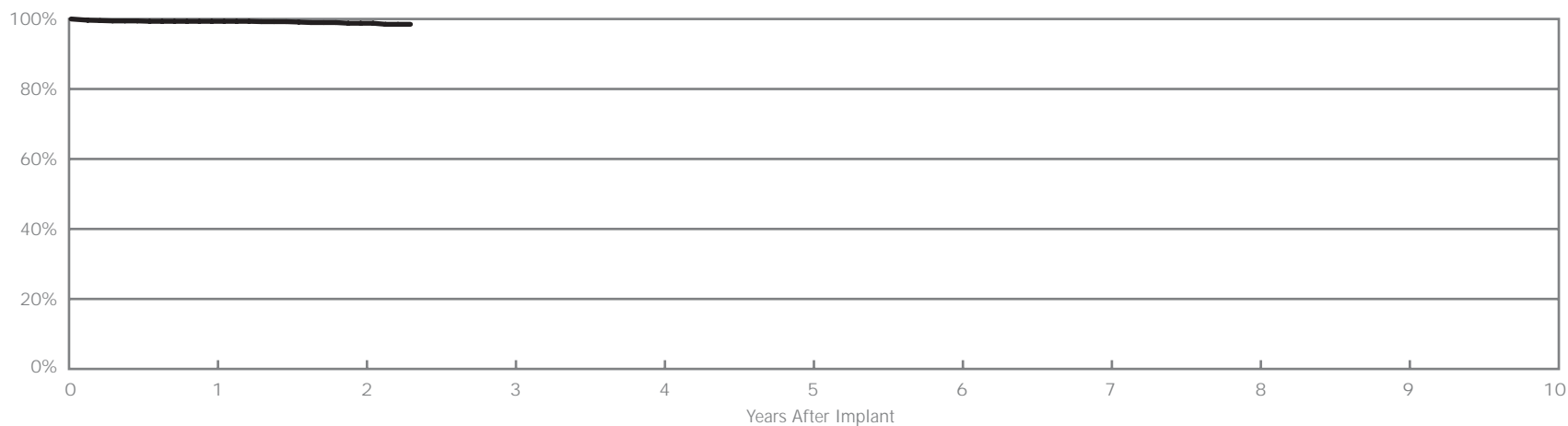
Survival from Returns and Complaints



Year	1	2	at 30 months						
Survival Probability	99.47%	99.24%	99.24%						
± 1 standard error	0.13%	0.19%	0.19%						
Sample Size	2900	1500	100						

Riata® ST (Model 7002)			
US Market Release	June 2005	Type and/or Fixation	Single Coil, Active
Registered US Implants	2,153	Polarity	Bipolar
Estimated Active US Implants	1,945	Steroid	Yes
Insulation	Silicone	Number of Advisories	None
Laboratory Analysis			
Implant Damage	9	Electrical Malfunction	2
		Other	8
		Insulation Disruption	0
		Explant Damage	7
		Conductor Disruption	2
		Non-Electrical Workmanship	1
		Crimps, Welds, Bonds	0
		Non-Electrical Anomaly	0
		Partial Lead	0

Survival from Returns and Complaints

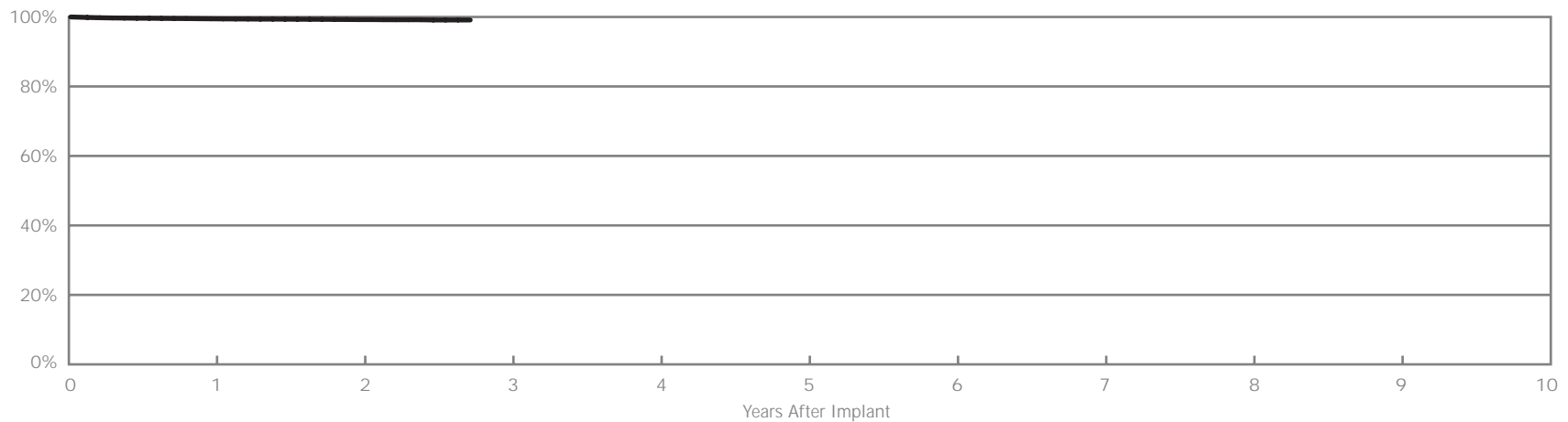


Year	1	2	at 28 months						
Survival Probability	99.34%	98.79%	98.49%						
± 1 standard error	0.18%	0.34%	0.45%						
Sample Size	1800	900	100						

DEFIBRILLATION LEADS

Riata® ST (Models 7000 & 7001)			
US Market Release	June 2005	Type and/or Fixation	Dual Coil, Active
Registered US Implants	32,899	Polarity	Bipolar
Estimated Active US Implants	28,533	Steroid	Yes
Insulation	Silicone	Number of Advisories	None
Laboratory Analysis			
Implant Damage	125	Electrical Malfunction	29
		Other	110
		Insulation Disruption	19
		Conductor Disruption	6
		Crimps, Welds, Bonds	4
		Explant Damage	87
		Non-Electrical Workmanship	13
		Non-Electrical Anomaly	7
		Partial Lead	3

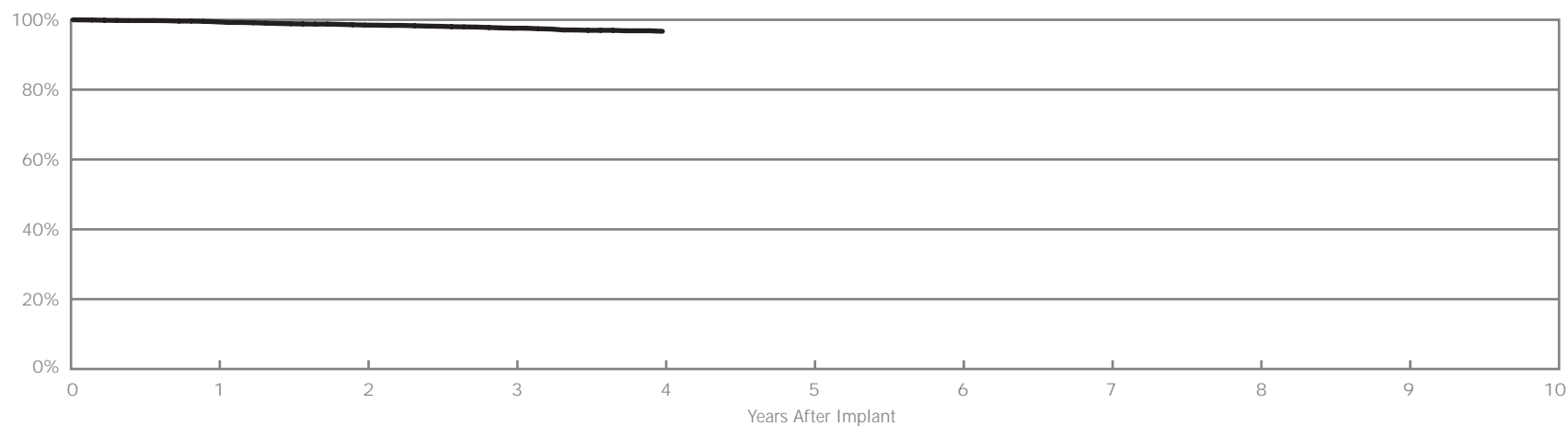
Survival from Returns and Complaints



Year	1	2	at 33 months						
Survival Probability	99.47%	99.24%	99.13%						
± 1 standard error	0.04%	0.05%	0.08%						
Sample Size	29900	17800	300						

Riata® i (Models 1590 & 1591)			
US Market Release	April 2004	Type and/or Fixation	Dual Coil, Active
Registered US Implants	9,586	Polarity	Bipolar
Estimated Active US Implants	7,415	Steroid	Yes
Insulation	Silicone	Number of Advisories	None
Laboratory Analysis			
Implant Damage	24	Electrical Malfunction	5
		Other	12
		Insulation Disruption	2
		Conductor Disruption	3
		Crimps, Welds, Bonds	0
		Explant Damage	9
		Non-Electrical Workmanship	1
		Non-Electrical Anomaly	1
		Partial Lead	1

Survival from Returns and Complaints

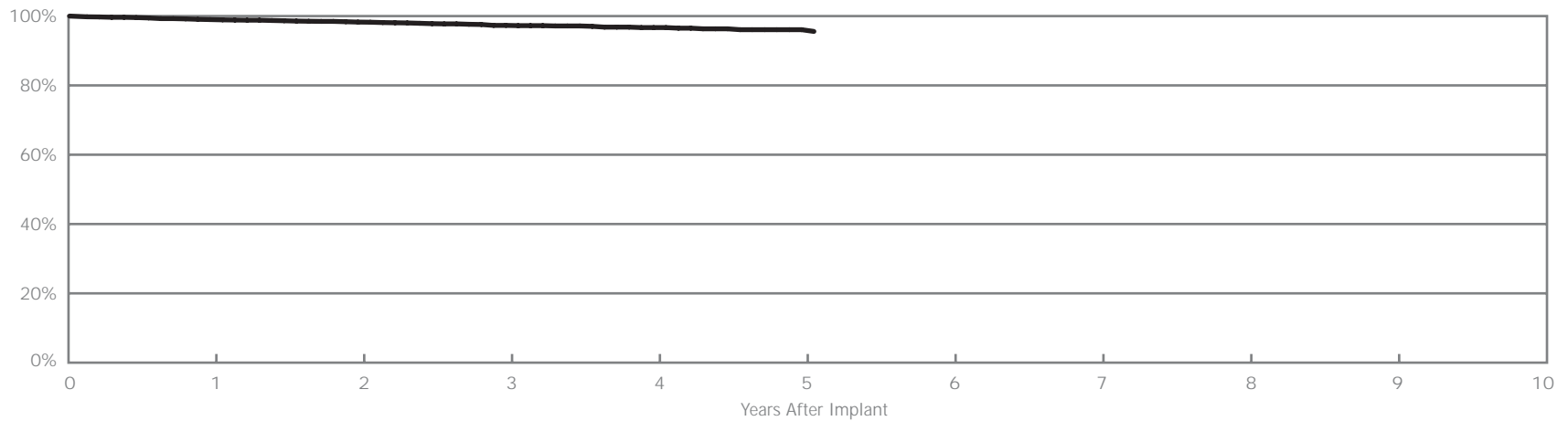


Year	1	2	3	4						
Survival Probability	98.75%	98.20%	97.09%	96.71%						
± 1 standard error	0.06%	0.07%	0.10%	0.10%						
Sample Size	9100	7400	4100	100						

DEFIBRILLATION LEADS

Riata® (Model 1582)			
US Market Release	March 2003	Type and/or Fixation	Single Coil, Active
Registered US Implants	3,007	Polarity	Bipolar
Estimated Active US Implants	2,159	Steroid	Yes
Insulation	Silicone	Number of Advisories	None
Laboratory Analysis			
Implant Damage	12	Electrical Malfunction	19
		Other	15
		Insulation Disruption	17
		Conductor Disruption	2
		Crimps, Welds, Bonds	0
		Explant Damage	5
		Non-Electrical Workmanship	3
		Non-Electrical Anomaly	6
		Partial Lead	1

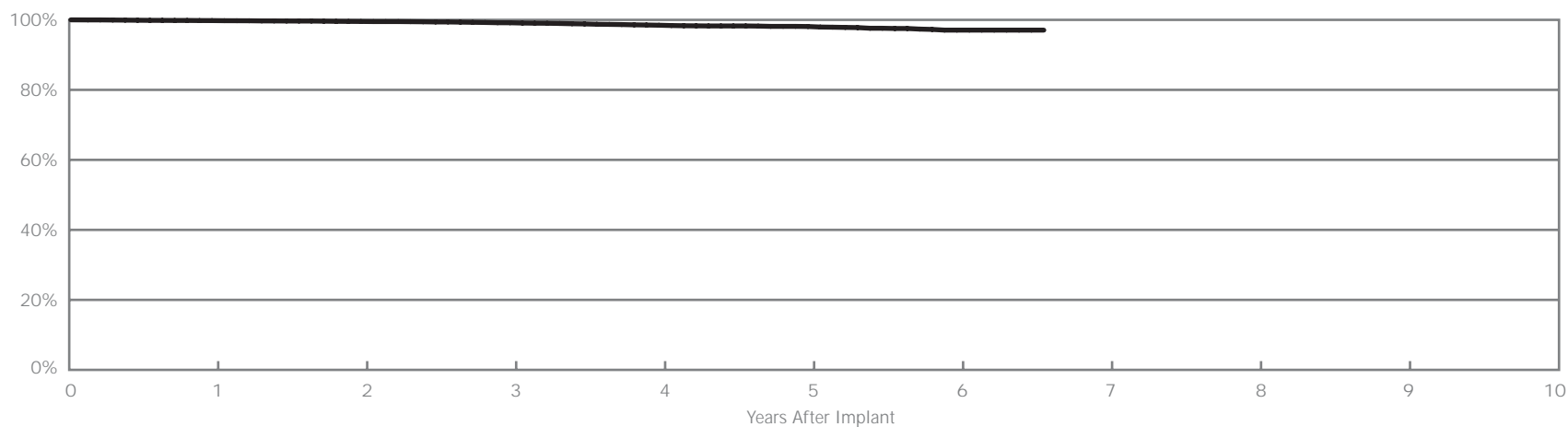
Survival from Returns and Complaints



Year	1	2	3	4	5	at 61 months				
Survival Probability	98.99%	98.27%	97.31%	96.68%	96.07%	95.57%				
± 1 standard error	0.19%	0.25%	0.35%	0.44%	0.56%	0.56%				
Sample Size	2900	2300	1800	1000	400	100				

Riata® (Models 1570 & 1571)			
US Market Release	March 2002	Type and/or Fixation	Dual Coil, Passive
Registered US Implants	10,017	Polarity	Bipolar
Estimated Active US Implants	6,939	Steroid	Yes
Insulation	Silicone	Number of Advisories	None
Laboratory Analysis			
Implant Damage	35	Electrical Malfunction	18
		Other	28
		Insulation Disruption	15
		Conductor Disruption	3
		Crimps, Welds, Bonds	0
		Explant Damage	15
		Non-Electrical Workmanship	5
		Non-Electrical Anomaly	1
		Partial Lead	7

Survival from Returns and Complaints

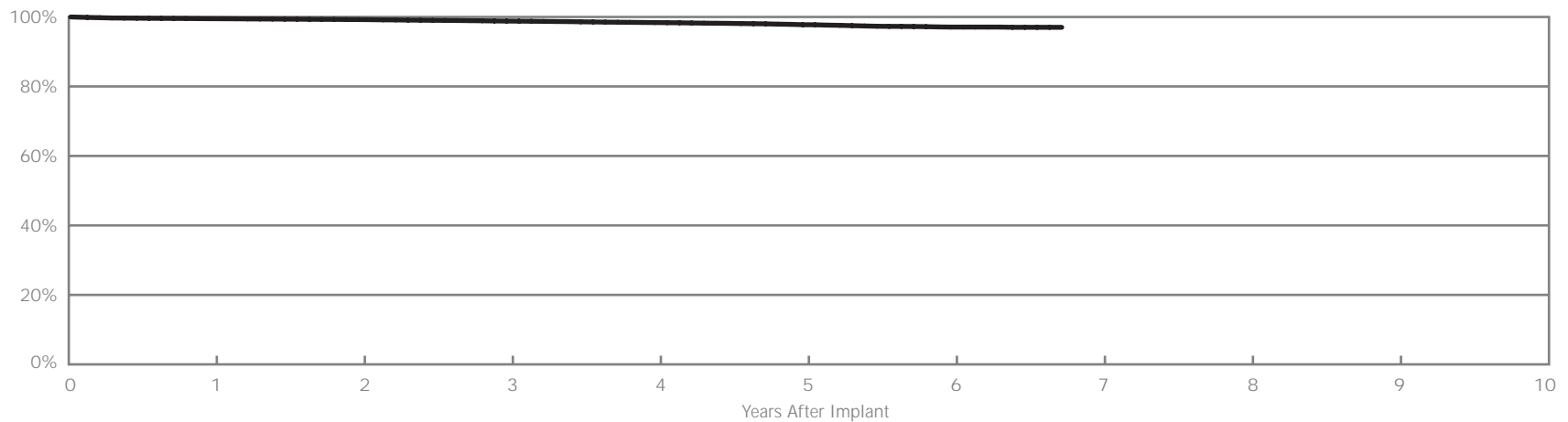


Year	1	2	3	4	5	6	at 79 months			
Survival Probability	99.79%	99.54%	99.17%	98.47%	98.10%	97.07%	97.07%			
± 1 standard error	0.05%	0.07%	0.11%	0.16%	0.20%	0.34%	0.34%			
Sample Size	9400	8000	6500	4700	2900	1500	100			

DEFIBRILLATION LEADS

Riata® (Models 1580 & 1581)			
US Market Release	March 2002	Type and/or Fixation	Dual Coil, Active
Registered US Implants	67,421	Polarity	Bipolar
Estimated Active US Implants	48,528	Steroid	Yes
Insulation	Silicone	Number of Advisories	None
Laboratory Analysis			
Implant Damage	240	Electrical Malfunction	132
		Other	238
		Insulation Disruption	120
		Conductor Disruption	9
		Crimps, Welds, Bonds	3
		Explant Damage	145
		Non-Electrical Workmanship	35
		Non-Electrical Anomaly	27
		Partial Lead	31

Survival from Returns and Complaints

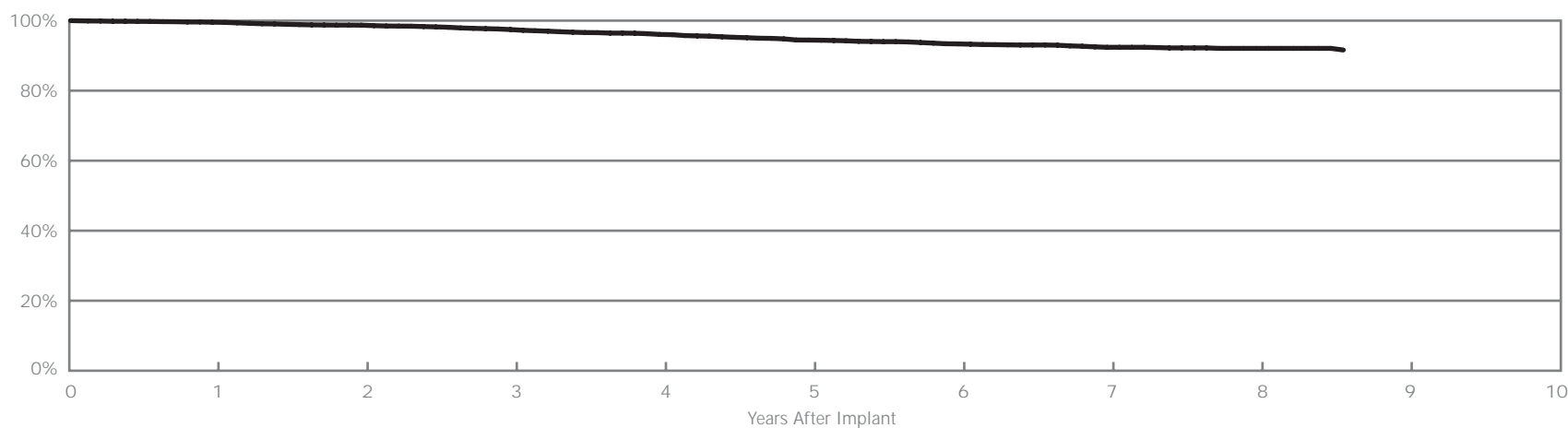


Year	1	2	3	4	5	6	at 81 months			
Survival Probability	99.50%	99.25%	98.82%	98.39%	97.77%	97.09%	97.02%			
± 1 standard error	0.03%	0.04%	0.05%	0.06%	0.09%	0.14%	0.16%			
Sample Size	64300	55100	44200	28400	14400	6000	200			

TVL® ADX (Model 1559)

US Market Release	November 1999	Type and/or Fixation	Single Coil, Active
Registered US Implants	4,722	Polarity	Bipolar
Estimated Active US Implants	1,909	Steroid	Yes
Insulation	Silicone	Number of Advisories	None

Survival from Returns and Complaints



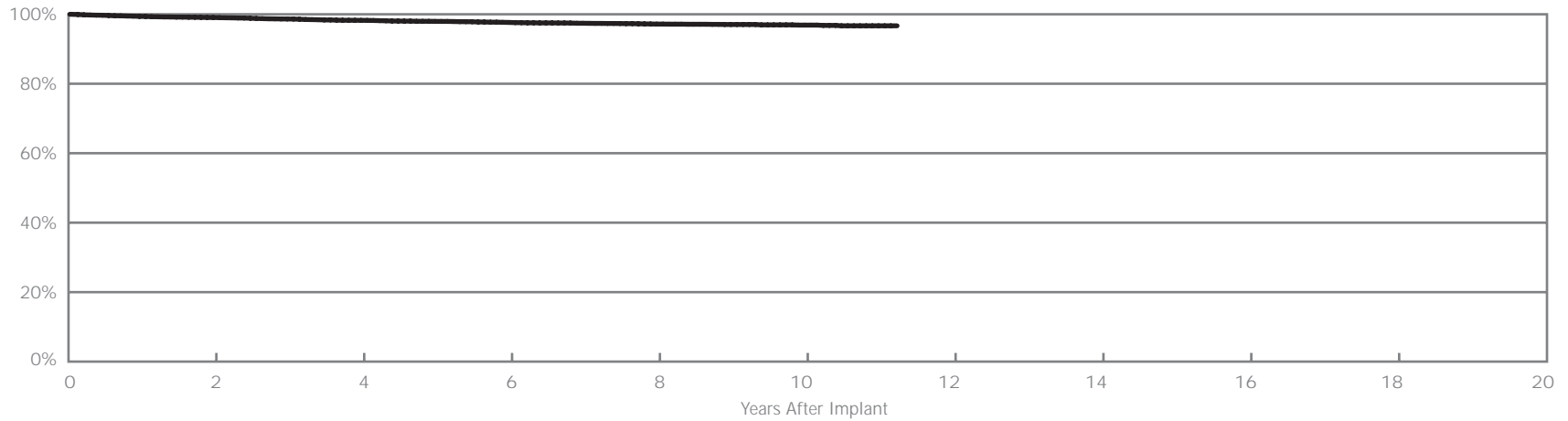
Year	1	2	3	4	5	6	7	8	at 103 months
Survival Probability	99.55%	98.71%	97.46%	96.06%	94.45%	93.36%	92.39%	92.08%	91.62%
± 1 standard error	0.09%	0.18%	0.25%	0.32%	0.41%	0.45%	0.50%	0.53%	0.53%
Sample Size	4500	3900	3500	3100	2800	2400	1900	1000	100

DEFIBRILLATION LEADS

SPL® (Models SP01, SP02, SP03 & SP04)

US Market Release	September 1997	Type and/or Fixation	Dual Coil, Passive
Registered US Implants	12,899	Polarity	Bipolar
Estimated Active US Implants	5,227	Steroid	Yes
Insulation	Silicone	Number of Advisories	None

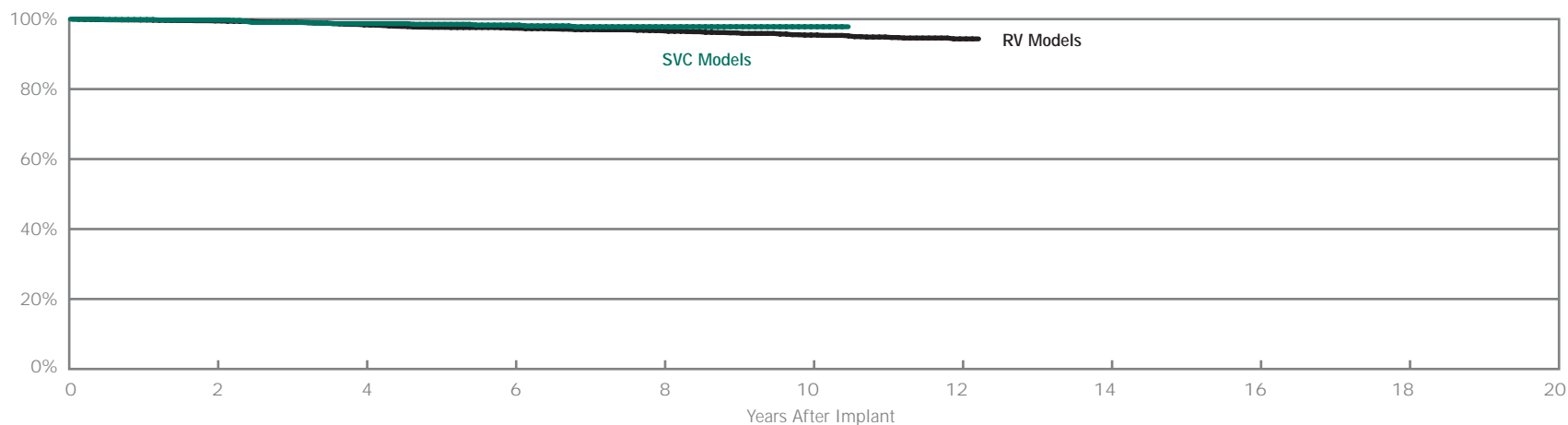
Survival from Returns and Complaints



Year	2	4	6	8	10	at 135 months				
Survival Probability	99.07%	98.25%	97.65%	97.18%	96.88%	96.68%				
± 1 standard error	0.09%	0.13%	0.16%	0.18%	0.22%	0.26%				
Sample Size	10900	8900	7200	4700	1900	100				

TVL® RV (Models RV01, RV02, RV03, RV06 & RV07)			TVL® SVC (Models SV01, SV02 & SV03)	
US Market Release			Insulation	Silicone
RV01, RV02, SV01, SV02, SV03	May 1996		Type and/or Fixation	Single Coil, Passive
RV03	April 1997		Polarity	Bipolar
RV06, RV07	July 2000		Steroid	No
Registered US Implants	Estimated Active US Implants		Number of Advisories	None
RV	3,656	RV	1,109	
SVC	925	SVC	285	

Survival from Returns and Complaints



RV Models										
Year	2	4	6	8	10	12	at 17 months			
Survival Probability	99.48%	98.36%	97.40%	96.67%	95.44%	94.35%	94.35%			
± 1 standard error	0.12%	0.23%	0.31%	0.37%	0.49%	0.63%	0.63%			
Sample Size	3200	2600	2100	1600	1100	500	100			

SVC Models										
Year	2	4	6	8	10	at 126 months				
Survival Probability	99.75%	99.25%	98.31%	97.82%	97.82%	97.82%				
± 1 standard error	0.18%	0.04%	0.51%	0.62%	0.62%	0.62%				
Sample Size	800	55100	400	300	200	100				

LABORATORY ANALYSIS

Defibrillation Leads



ST. JUDE MEDICAL™
MORE CONTROL. LESS RISK.

Laboratory Analysis*													
Models	US Market Release Date	Registered US Implants	Estimated Active US Implants	Implant Damage	Electrical Malfunctions				Other				
					Insulation Disruption	Conductor Disruption	Crimps, Welds, Bonds	Total Electrical Malfunctions	Explant Damage	Non-Electrical Workmanship	Non-Electrical Anomaly	Partial Lead	Total Other
7120/7121	Sep-07	18309	17328	15	0	0	1	1	12	7	0	0	19
7122	Sep-07	1616	1541	3	0	0	0	0	3	1	0	0	4
7070/7071	Jul-06	1776	1619	1	0	1	1	2	1	1	0	0	2
7020/7021	Jul-06	13861	12476	61	1	3	0	4	57	4	1	2	64
7022	Jul-06	1252	1149	3	0	1	0	1	4	1	0	0	5
7010/7011	Mar-06	2079	1842	6	0	0	0	0	3	0	1	0	4
7040/7041	Mar-06	3373	2994	6	1	1	0	2	4	3	1	1	9
7002	Jun-05	2153	1945	9	0	2	0	2	7	1	0	0	8
7000/7001	Jun-05	32899	28533	125	19	6	4	29	87	13	7	3	110
1590/1591	Apr-04	9586	7415	24	2	3	0	5	9	1	1	1	12
1582	Mar-03	3007	2159	12	17	2	0	19	5	3	6	1	15
1570/1571	Mar-02	10017	6939	35	15	3	0	18	15	5	1	7	28
1580/1581	Mar-02	67421	48528	240	120	9	3	132	145	35	27	31	238

*Based on returned product analysis as of December 31, 2008.

The laboratory analysis results are categorized into one of the following three categories:

- **Implant Damage** - obvious damage incurred at the time of attempted implant, including but not limited to insulation cuts and damage, helix overtorque, and stylet perforation.
- **Electrical Malfunction** - a disruption in the insulation or conductors resulting in compromised electrical performance. Electrical malfunction data are further broken down into one of the following three subcategories:
 - *Insulation Disruption* - leads exhibiting wear and abrasion that extends through the insulation and exposes the conductors.
 - *Conductor Disruption* - leads exhibiting cable and coil fractures, including those attributed to subclavian crush.
 - *Crimps, Welds, Bonds* - leads exhibiting malfunctions related to crimps, welds, and bonds.
- **Other** - includes other returns not attributed to damage incurred at the attempted implant and not resulting in compromised electrical failures. The Other category of data is further broken down into one of the following four subcategories:
 - *Explant Damage* - leads exhibiting physical damage incurred at the time of explant.
 - *Non-Electrical Workmanship* - leads exhibiting some out of specification mechanical condition, such as a bent connector pin or helix anomaly.
 - *Non-Electrical Anomaly* - leads not associated with a complaint but exhibiting some anomalous condition that did not result in an electrical malfunction. An example would be a lead exhibiting some insulation disruption that did not extend through and therefore did not compromise the function of the lead.
 - *Partial Lead* - leads with an alleged malfunction that are returned not in its entirety; as a result, it was not possible to perform a complete analysis and confirm the malfunction.

PULSE GENERATORS

Dual-Chamber



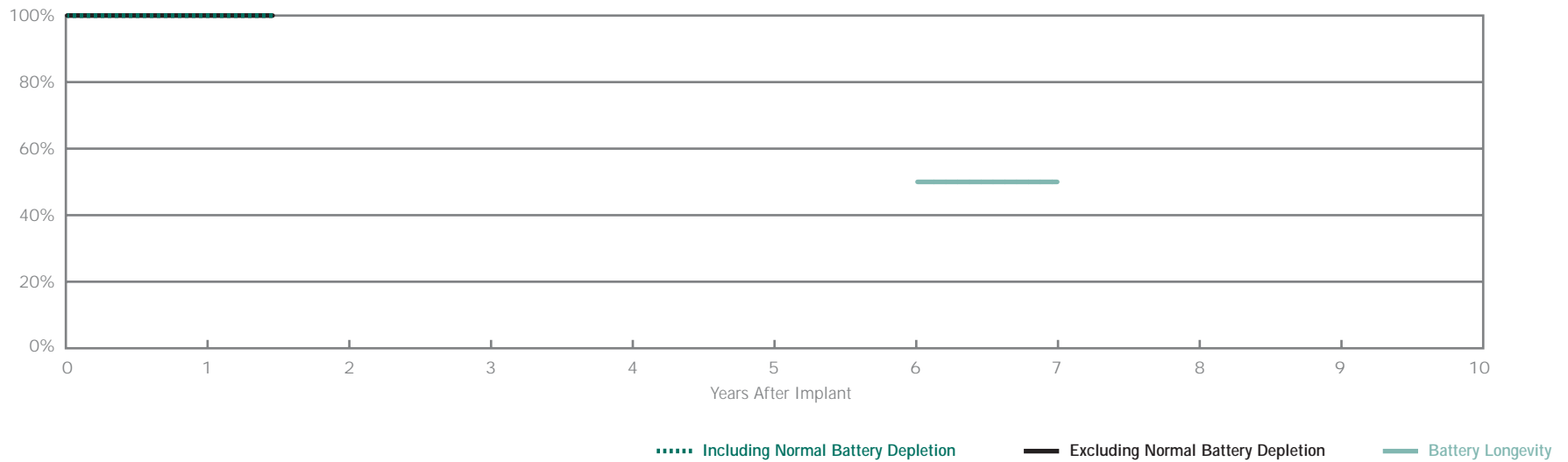
ST. JUDE MEDICAL™
MORE CONTROL. LESS RISK.

PULSE GENERATORS

Zephyr™ DR (Model 5820)

US Market Release	March 2007	Normal Battery Depletion	0
Registered US Implants	13,053	Malfunctions	0
Estimated Active US Implants	12,219	Malfunctions w/ Compromised Therapy	0
Estimated Longevity	6.5 Years	Malfunctions w/o Compromised Therapy	0
		Number of Advisories	None

Survival from Returns and Complaints



Including Normal Battery Depletion

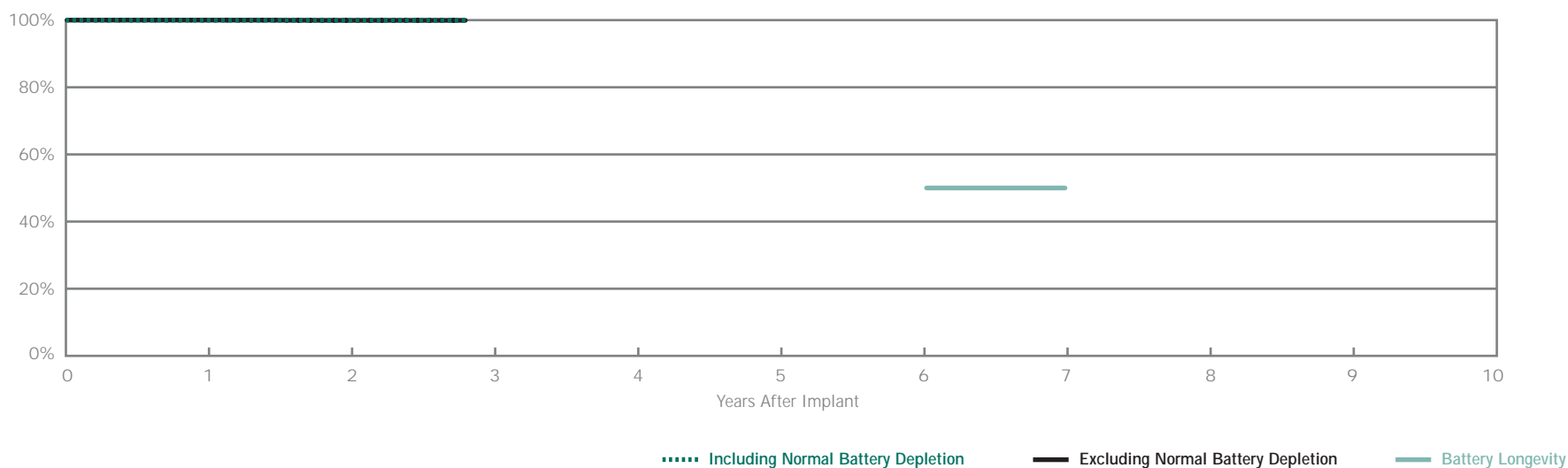
Year	1	at 18 months								
Survival Probability	100.00%	100.00%								
± 1 standard error	0.00%	0.00%								
Sample Size	8000	200								

Excluding Normal Battery Depletion

Year	1	at 18 months								
Survival Probability	100.00%	100.00%								
± 1 standard error	0.00%	0.00%								

Victory® DR (Model 5810)			
US Market Release	December 2005	Normal Battery Depletion	0
Registered US Implants	22,733	Malfunctions	4
Estimated Active US Implants	19,455	Malfunctions w/ Compromised Therapy	0
Estimated Longevity	6.5 Years	Malfunctions w/o Compromised Therapy	4
		Number of Advisories	None

Survival from Returns and Complaints



Including Normal Battery Depletion										
Year	1	2	at 34 months							
Survival Probability	100.00%	99.93%	99.93%							
± 1 standard error	0.00%	0.03%	0.03%							
Sample Size	20600	11900	100							

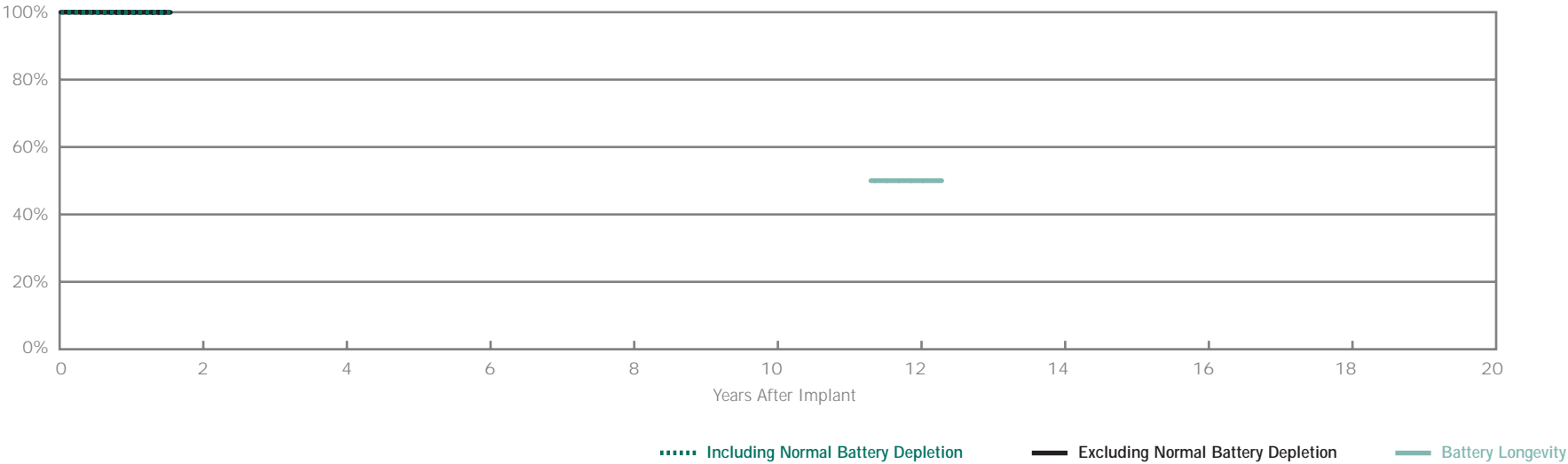
Excluding Normal Battery Depletion										
Year	1	2	at 34 months							
Survival Probability	100.00%	99.93%	99.93%							
± 1 standard error	0.00%	0.02%	0.02%							

PULSE GENERATORS

Zephyr™ XL DR (Model 5826)

US Market Release	March 2007	Normal Battery Depletion	0
Registered US Implants	47,650	Malfunctions	6
Estimated Active US Implants	45,240	Malfunctions w/ Compromised Therapy	1
Estimated Longevity	11.7 Years	Malfunctions w/o Compromised Therapy	5
		Number of Advisories	None

Survival from Returns and Complaints



Including Normal Battery Depletion

Year	at 19 months									
Survival Probability	99.96%									
± 1 standard error	0.01%									
Sample Size	200									

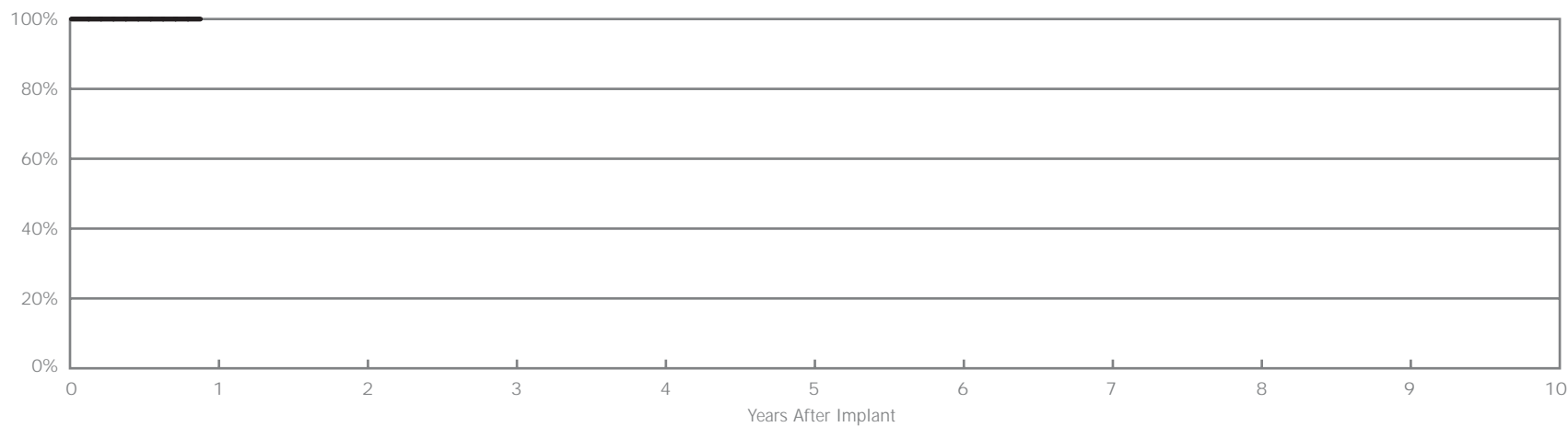
Excluding Normal Battery Depletion

Year	at 19 months									
Survival Probability	99.96%									
± 1 standard error	0.01%									

Zephyr™ XL DR (Model 5826)	
SCORE Results	
Number of Devices Enrolled in Study	715
Cumulative Months of Follow-Up	4,152

Qualifying Complications: None

Survival from SCORE Registry

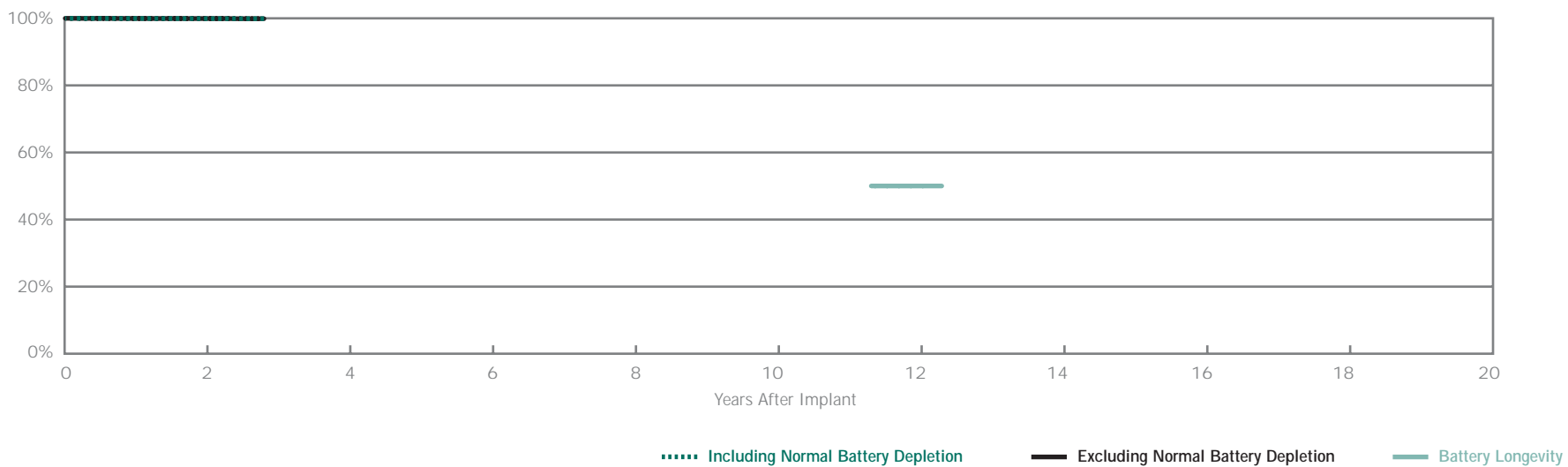


Year	at 11 months									
Survival Probability	100.00%									
± 1 standard error	0.00%									
Sample Size	86									

Victory® XL DR (Model 5816)

US Market Release	December 2005	Normal Battery Depletion	0
Registered US Implants	53,980	Malfunctions	15
Estimated Active US Implants	48,528	Malfunctions w/ Compromised Therapy	0
Estimated Longevity	11.7 Years	Malfunctions w/o Compromised Therapy	15
		Number of Advisories	None

Survival from Returns and Complaints



Including Normal Battery Depletion

Year	2	at 34 months								
Survival Probability	99.93%	99.89%								
± 1 standard error	0.01%	0.04%								
Sample Size	25600	100								

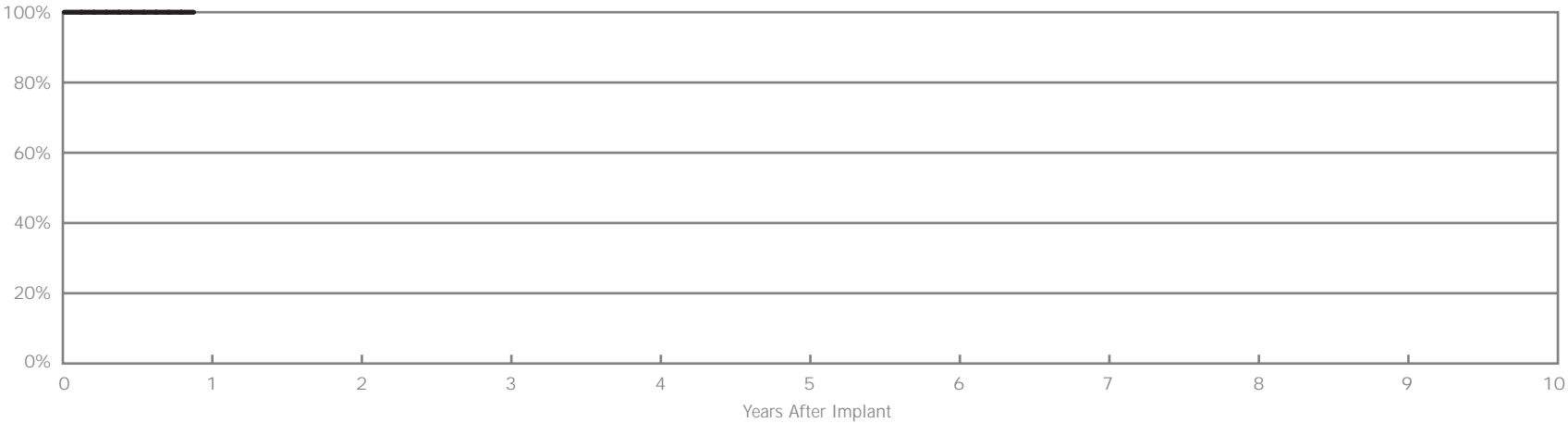
Excluding Normal Battery Depletion

Year	2	at 34 months								
Survival Probability	99.93%	99.89%								
± 1 standard error	0.01%	0.03%								

Victory® XL DR (Model 5816)	
SCORE Results	Qualifying Complications
Number of Devices Enrolled in Study	224
Cumulative Months of Follow-Up	1,605

Qualifying Complications: None

Survival from SCORE Registry



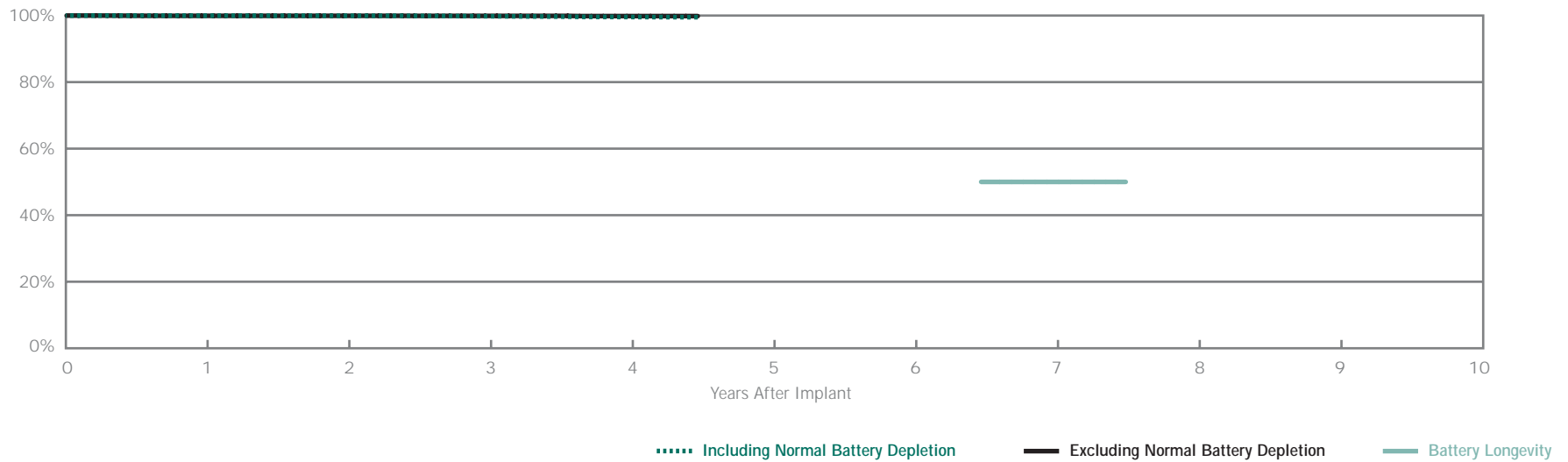
Year	at 11 months									
Survival Probability	100.00%									
± 1 standard error	0.00%									
Sample Size	52									

PULSE GENERATORS

Verity® ADx XL DR (Model 5356)
 Verity® ADx XL DR M/S (Model 5357M/S)
 Verity® ADx XL DC (Model 5256)

US Market Release	May 2003	Normal Battery Depletion	7
Registered US Implants	16,361	Malfunctions	7
Estimated Active US Implants	12,179	Malfunctions w/ Compromised Therapy	0
Estimated Longevity	6.9 Years	Malfunctions w/o Compromised Therapy	7
		Number of Advisories	None

Survival from Returns and Complaints



Including Normal Battery Depletion

Year	1	2	3	4	at 54 months					
Survival Probability	99.92%	99.92%	99.81%	99.61%	99.51%					
± 1 standard error	0.02%	0.02%	0.04%	0.08%	0.11%					
Sample Size	15600	11900	8200	4500	700					

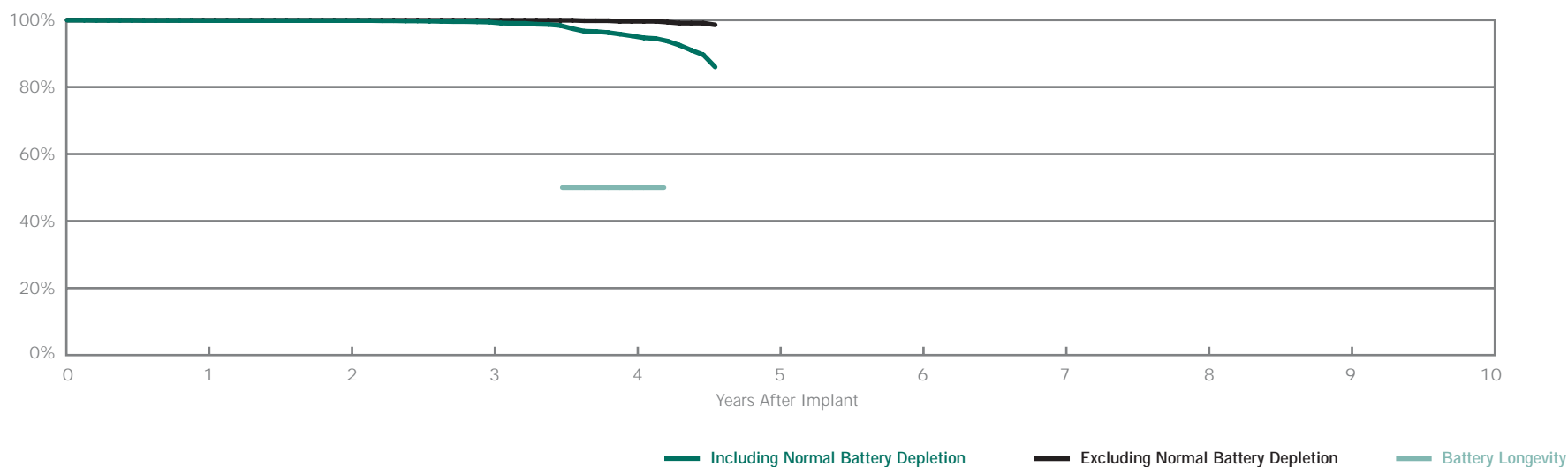
Excluding Normal Battery Depletion

Year	1	2	3	4	at 54 months					
Survival Probability	99.92%	99.92%	99.90%	99.84%	99.84%					
± 1 standard error	0.02%	0.02%	0.03%	0.05%	0.05%					

Integrity® ADx DR (Model 5360)

US Market Release	May 2003	Normal Battery Depletion	70
Registered US Implants	5,797	Malfunctions	7
Estimated Active US Implants	3,788	Malfunctions w/ Compromised Therapy	0
Estimated Longevity	3.8 Years	Malfunctions w/o Compromised Therapy	7
		Number of Advisories	None

Survival from Returns and Complaints



Including Normal Battery Depletion

Year	1	2	3	4	at 55 months					
Survival Probability	99.85%	99.85%	99.40%	95.28%	85.99%					
± 1 standard error	0.04%	0.05%	0.12%	0.46%	1.07%					
Sample Size	5800	4700	3500	2000	200					

Excluding Normal Battery Depletion

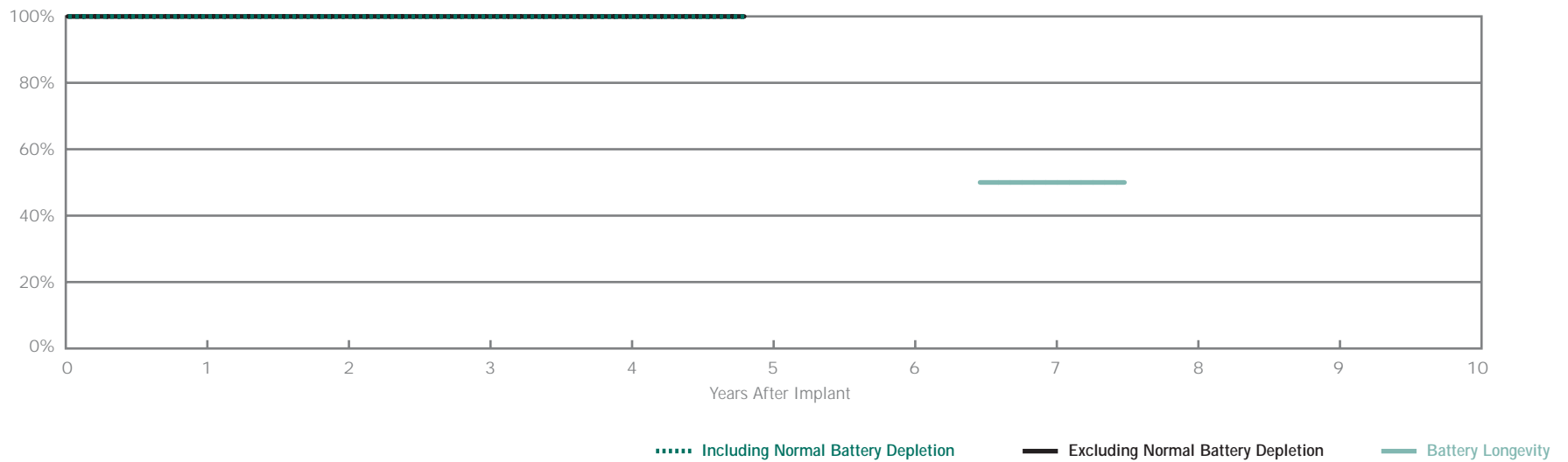
Year	1	2	3	4	at 55 months					
Survival Probability	99.93%	99.93%	99.93%	99.64%	98.57%					
± 1 standard error	0.04%	0.04%	0.04%	0.15%	0.32%					

PULSE GENERATORS

Integrity® ADx DR (Model 5366)

US Market Release	May 2003	Normal Battery Depletion	1
Registered US Implants	7,981	Malfunctions	1
Estimated Active US Implants	6,294	Malfunctions w/ Compromised Therapy	0
Estimated Longevity	6.9 Years	Malfunctions w/o Compromised Therapy	1
		Number of Advisories	None

Survival from Returns and Complaints



Including Normal Battery Depletion

Year	1	2	3	4	at 58 months					
Survival Probability	99.98%	99.98%	99.93%	99.93%	99.93%					
± 1 standard error	0.02%	0.02%	0.04%	0.04%	0.04%					
Sample Size	7800	6200	3900	2000	100					

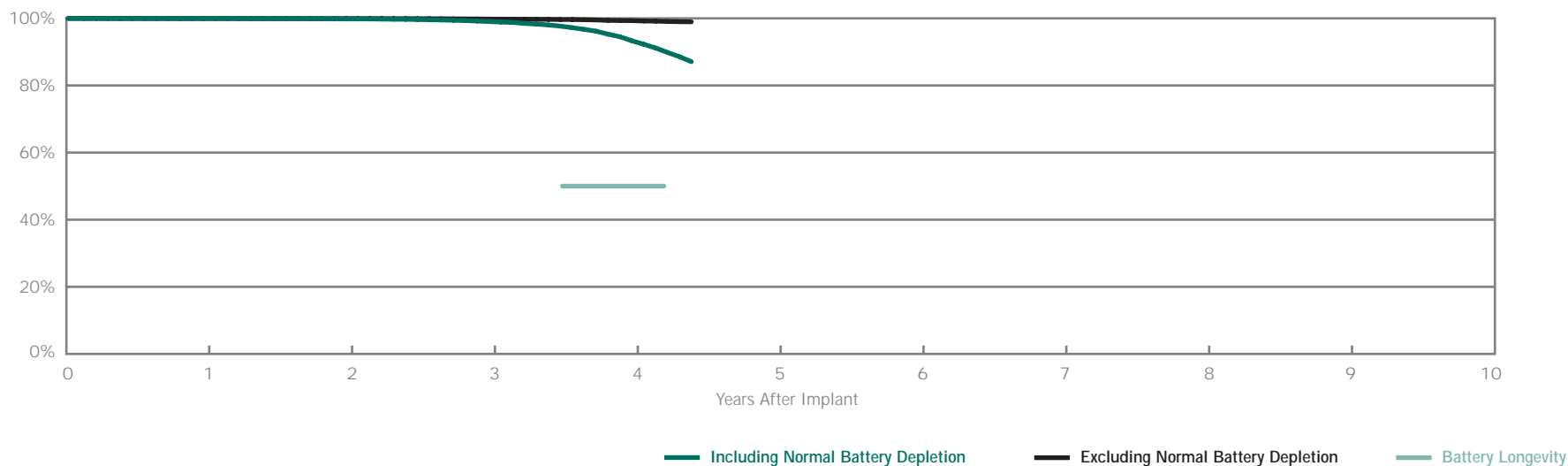
Excluding Normal Battery Depletion

Year	1	2	3	4	at 58 months					
Survival Probability	99.98%	99.98%	99.98%	99.98%	99.98%					
± 1 standard error	0.02%	0.02%	0.02%	0.02%	0.02%					

Identity® ADx DR (Model 5380)

US Market Release	March 2003	Normal Battery Depletion	744
Registered US Implants	52,175	Malfunctions	96
Estimated Active US Implants	33,578	Malfunctions w/ Compromised Therapy (0 related to Advisory)	4
Estimated Longevity	3.8 Years	Malfunctions w/o Compromised Therapy (0 related to Advisory)	92
		Number of Advisories (see pages 218-223)	One

Survival from Returns and Complaints



Including Normal Battery Depletion

Year	1	2	3	4	at 53 months					
Survival Probability	99.93%	99.83%	99.04%	93.30%	87.08%					
± 1 standard error	0.01%	0.02%	0.05%	0.18%	0.33%					
Sample Size	51200	42500	32200	18100	2700					

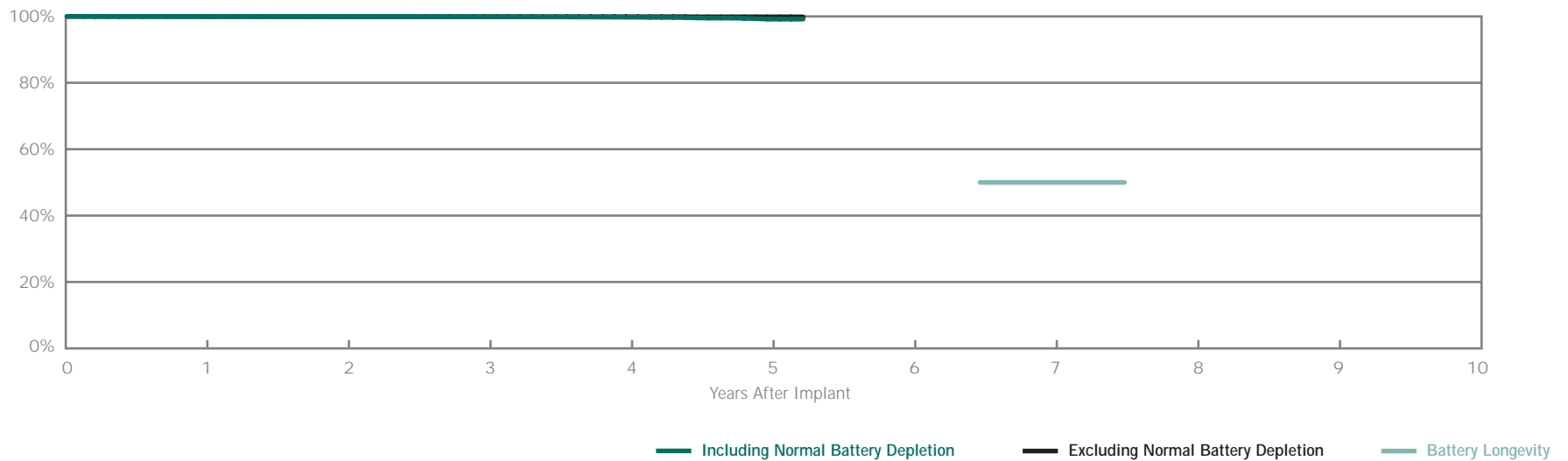
Excluding Normal Battery Depletion

Year	1	2	3	4	at 53 months					
Survival Probability	99.96%	99.93%	99.78%	99.31%	98.96%					
± 1 standard error	0.01%	0.01%	0.02%	0.06%	0.09%					

PULSE GENERATORS

Identity® ADx XL DR (Model 5386)		Identity® ADx XL DC (Model 5286)	
US Market Release	March 2003	Normal Battery Depletion	25
Registered US Implants	61,657	Malfunctions	23
Estimated Active US Implants	49,256	Malfunctions w/ Compromised Therapy (0 related to Advisory)	1
Estimated Longevity	6.9 Years	Malfunctions w/o Compromised Therapy (0 related to Advisory)	22
		Number of Advisories (see pages 218-223)	One

Survival from Returns and Complaints



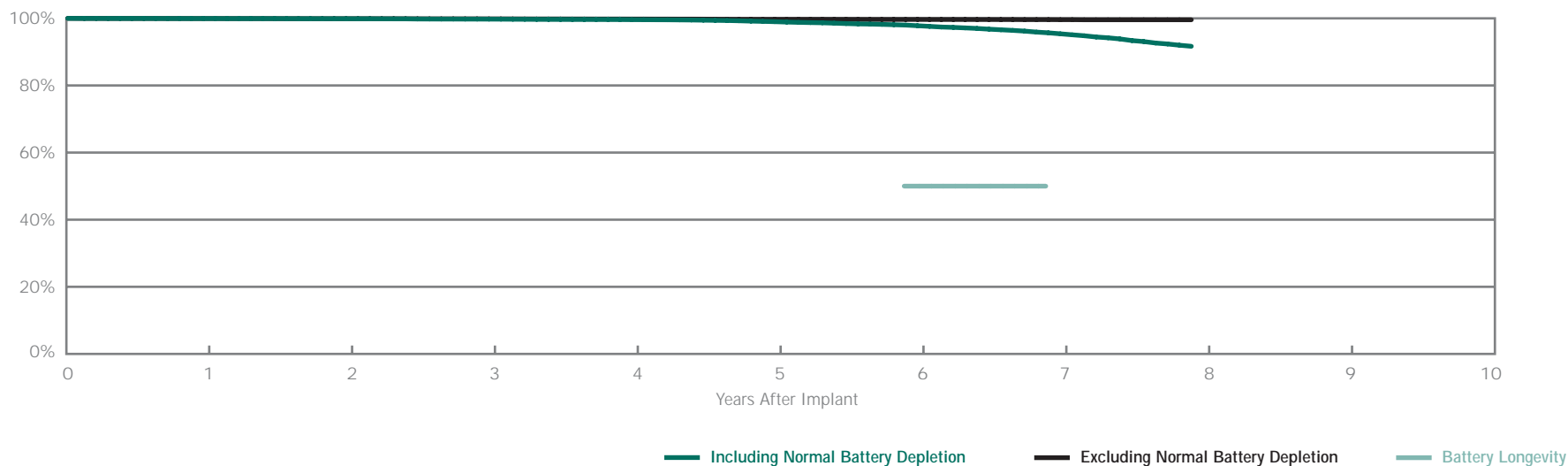
Including Normal Battery Depletion										
Year	1	2	3	4	5	at 63 months				
Survival Probability	99.96%	99.92%	99.88%	99.75%	99.17%	99.17%				
± 1 standard error	0.01%	0.01%	0.02%	0.03%	0.12%	0.15%				
Sample Size	59100	47900	34300	18100	5700	300				

Excluding Normal Battery Depletion										
Year	1	2	3	4	5	at 63 months				
Survival Probability	99.96%	99.93%	99.92%	99.91%	99.87%	99.87%				
± 1 standard error	0.01%	0.01%	0.01%	0.02%	0.03%	0.03%				

Integrity® AFx DR (Models 5342 & 5346)

US Market Release	(5342) April 2000	Normal Battery Depletion	635
	(5346) July 2001	Malfunctions	66
Registered US Implants	47,444	Malfunctions w/ Compromised Therapy	6
Estimated Active US Implants	21,073	Malfunctions w/o Compromised Therapy	60
Estimated Longevity	6.3 Years	Number of Advisories	None

Survival from Returns and Complaints



Including Normal Battery Depletion

Year	1	2	3	4	5	6	7	at 95 months		
Survival Probability	99.94%	99.88%	99.76%	99.61%	99.00%	97.80%	95.39%	91.67%		
± 1 standard error	0.01%	0.02%	0.02%	0.03%	0.05%	0.08%	0.14%	0.24%		
Sample Size	47300	42300	38700	35000	31100	26100	19400	2200		

Excluding Normal Battery Depletion

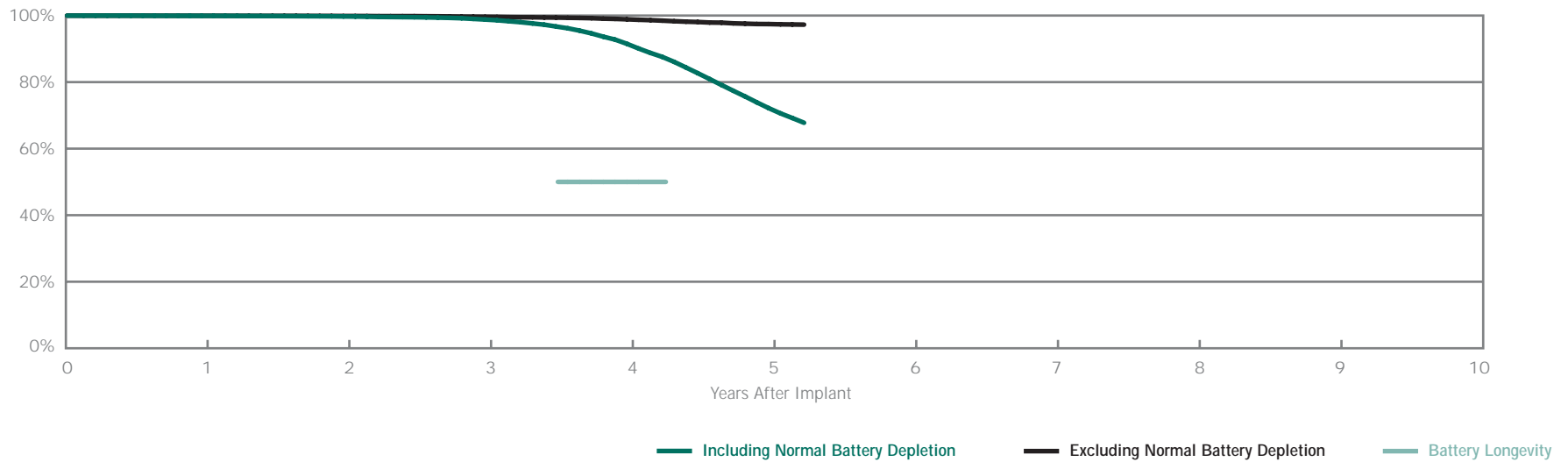
Year	1	2	3	4	5	6	7	at 95 months		
Survival Probability	99.94%	99.90%	99.85%	99.79%	99.70%	99.67%	99.60%	99.57%		
± 1 standard error	0.01%	0.02%	0.02%	0.02%	0.03%	0.03%	0.04%	0.04%		

PULSE GENERATORS

Identity® (Model 5370)

US Market Release	November 2001	Normal Battery Depletion	2,983
Registered US Implants	58,103	Malfunctions	307
Estimated Active US Implants	23,357	Malfunctions w/ Compromised Therapy (0 related to Advisory)	5
Estimated Longevity	3.8 Years	Malfunctions w/o Compromised Therapy (20 related to Advisory)	302
		Number of Advisories (see pages 218-223)	One

Survival from Returns and Complaints



Including Normal Battery Depletion

Year	1	2	3	4	5	at 63 months				
Survival Probability	99.91%	99.73%	98.80%	91.51%	72.18%	67.77%				
± 1 standard error	0.01%	0.02%	0.05%	0.15%	0.32%	0.37%				
Sample Size	58100	50300	43300	34500	21100	3500				

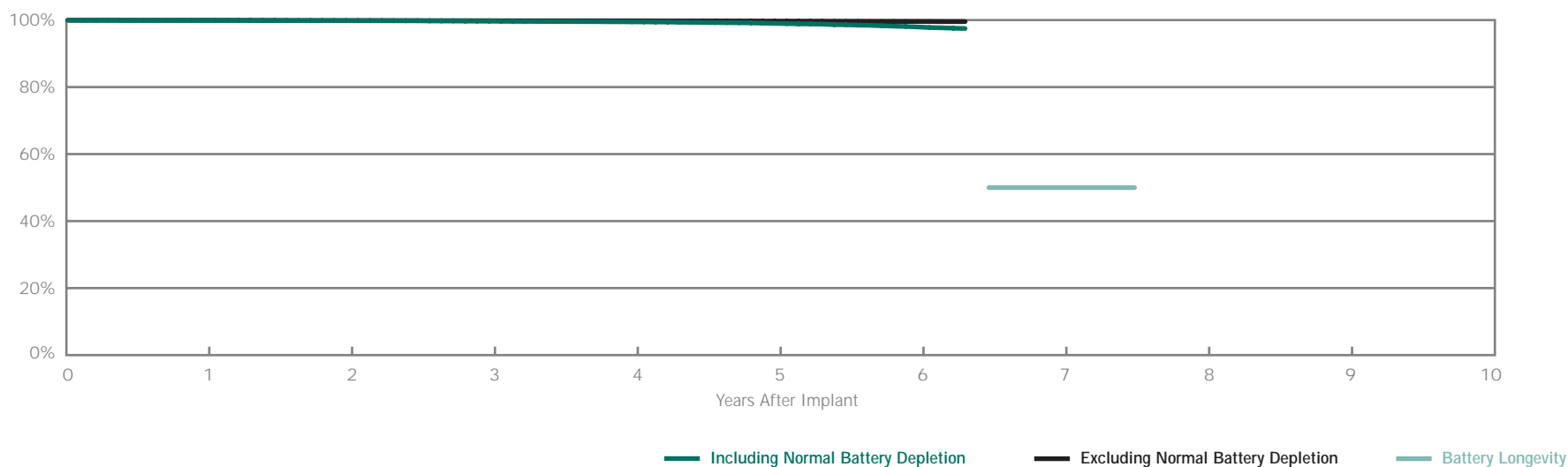
Excluding Normal Battery Depletion

Year	1	2	3	4	5	at 63 months				
Survival Probability	99.93%	99.86%	99.62%	98.87%	97.44%	97.27%				
± 1 standard error	0.01%	0.02%	0.03%	0.06%	0.11%	0.12%				

Identity® XL (Model 5376)

US Market Release	November 2001	Normal Battery Depletion	169
Registered US Implants	51,333	Malfunctions	69
Estimated Active US Implants	33,445	Malfunctions w/ Compromised Therapy (0 related to Advisory)	8
Estimated Longevity	6.9 Years	Malfunctions w/o Compromised Therapy (7 related to Advisory)	61
		Number of Advisories (see pages 218-223)	One

Survival from Returns and Complaints



Including Normal Battery Depletion

Year	1	2	3	4	5	6	at 76 months			
Survival Probability	99.91%	99.82%	99.68%	99.47%	99.01%	97.94%	97.49%			
± 1 standard error	0.01%	0.02%	0.03%	0.04%	0.06%	0.10%	0.14%			
Sample Size	51100	45700	39900	32600	24400	13800	2300			

Excluding Normal Battery Depletion

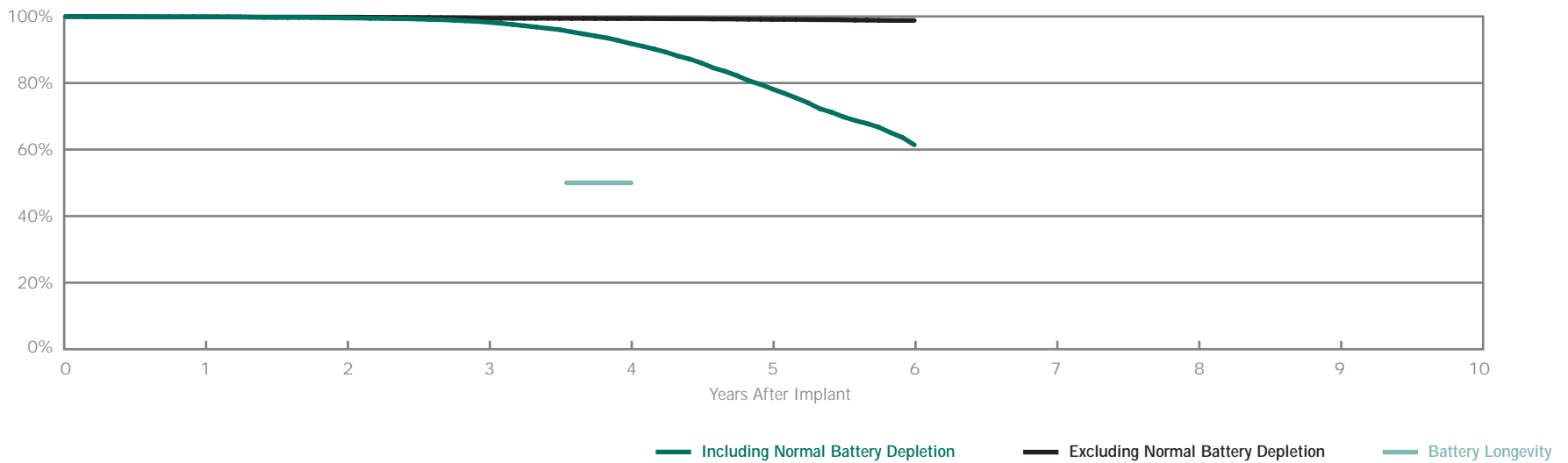
Year	1	2	3	4	5	6	at 76 months			
Survival Probability	99.93%	99.86%	99.82%	99.77%	99.67%	99.57%	99.54%			
± 1 standard error	0.01%	0.02%	0.02%	0.02%	0.03%	0.04%	0.05%			

PULSE GENERATORS

Integrity® μ DR (Model 5336)

US Market Release	December 2000	Normal Battery Depletion	1,886
Registered US Implants	29,337	Malfunctions	80
Estimated Active US Implants	5,196	Malfunctions w/ Compromised Therapy	8
Estimated Longevity	4.0 Years	Malfunctions w/o Compromised Therapy	72
		Number of Advisories	None

Survival from Returns and Complaints



Including Normal Battery Depletion

Year	1	2	3	4	5	6				
Survival Probability	99.86%	99.53%	98.24%	91.85%	78.19%	61.40%				
± 1 standard error	0.02%	0.04%	0.08%	0.19%	0.35%	0.59%				
Sample Size	29300	25300	22400	19000	13500	5900				

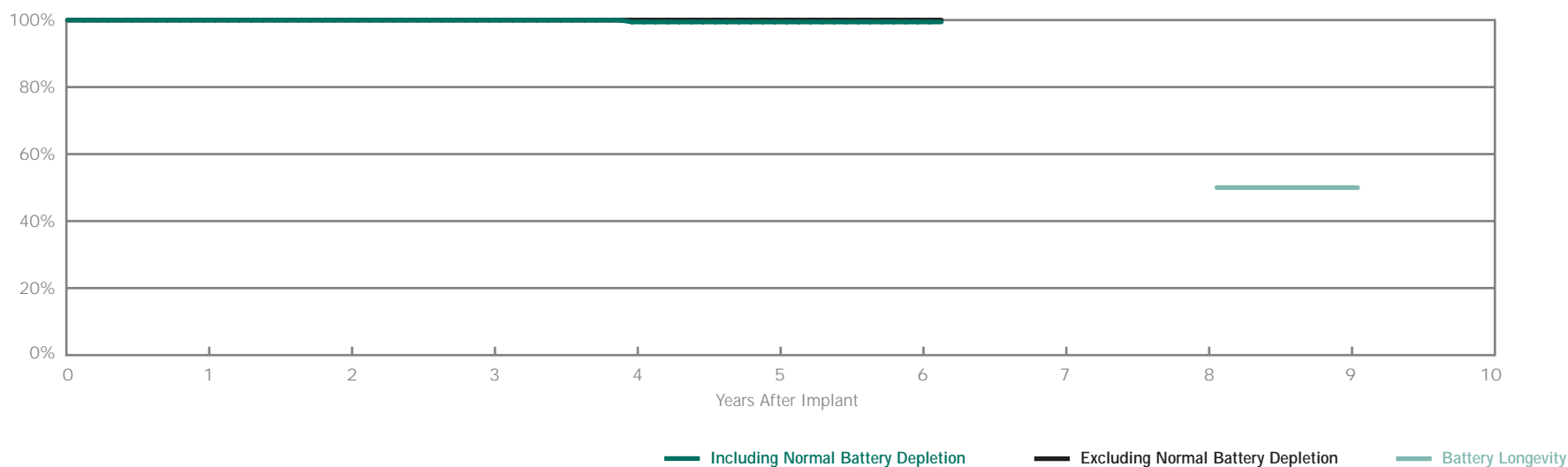
Excluding Normal Battery Depletion

Year	1	2	3	4	5	6				
Survival Probability	99.88%	99.79%	99.44%	99.36%	99.10%	98.79%				
± 1 standard error	0.02%	0.03%	0.05%	0.06%	0.07%	0.11%				

Affinity® VDR (Model 5430)

US Market Release	April 2000	Normal Battery Depletion	1
Registered US Implants	654	Malfunctions	0
Estimated Active US Implants	231	Malfunctions w/ Compromised Therapy	0
Estimated Longevity	8.6 Years	Malfunctions w/o Compromised Therapy	0
		Number of Advisories	None

Survival from Returns and Complaints



Including Normal Battery Depletion

Year	1	2	3	4	5	6	at 74 months			
Survival Probability	100.00%	100.00%	100.00%	99.44%	99.44%	99.44%	99.44%			
± 1 standard error	0.00%	0.00%	0.00%	0.39%	0.39%	0.39%	0.39%			
Sample Size	600	500	500	400	400	300	200			

Excluding Normal Battery Depletion

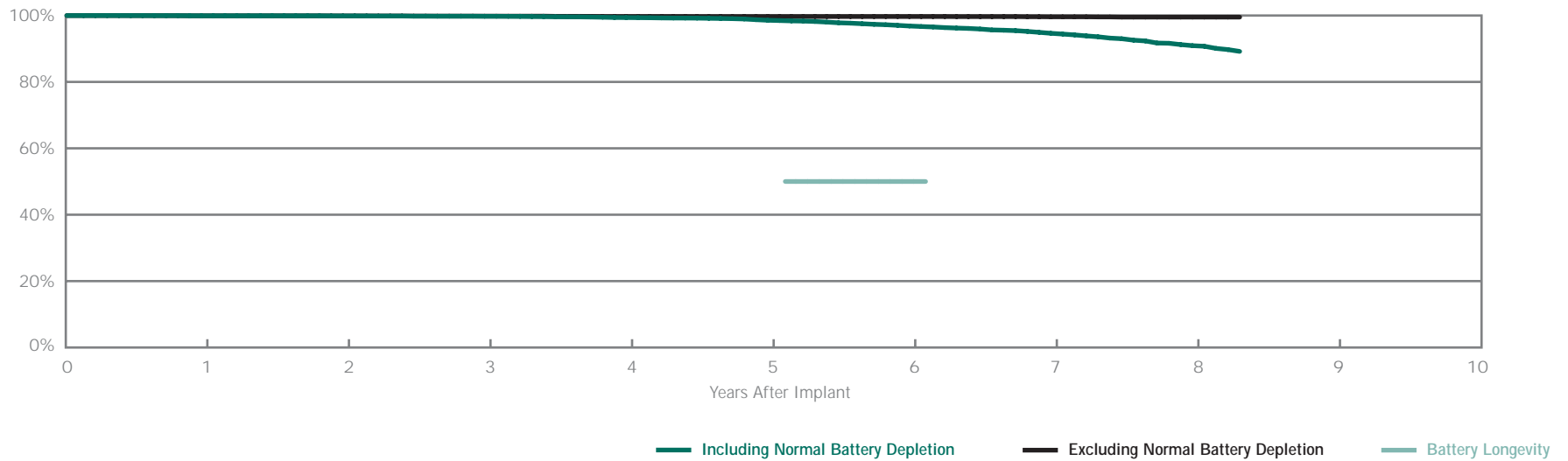
Year	1	2	3	4	5	6	at 74 months			
Survival Probability	100.00%	100.00%	100.00%	100.00%	100.00%	100.00%	100.00%			
± 1 standard error	0.00%	0.00%	0.00%	0.00%	0.00%	0.00%	0.00%			

PULSE GENERATORS

Entity® DR (Model 5326) Entity® DC (Model 5226)

US Market Release	June 1999	Normal Battery Depletion	307
Registered US Implants	21,830	Malfunctions	29
Estimated Active US Implants	7,410	Malfunctions w/ Compromised Therapy	3
Estimated Longevity	6.3 Years	Malfunctions w/o Compromised Therapy	26
		Number of Advisories	None

Survival from Returns and Complaints



Including Normal Battery Depletion

Year	1	2	3	4	5	6	7	8	at 100 months
Survival Probability	99.92%	99.87%	99.77%	99.38%	98.57%	96.84%	94.64%	90.92%	89.19%
± 1 standard error	0.02%	0.02%	0.03%	0.06%	0.10%	0.16%	0.23%	0.37%	0.46%
Sample Size	21800	18800	16900	15100	13100	10600	7500	4300	700

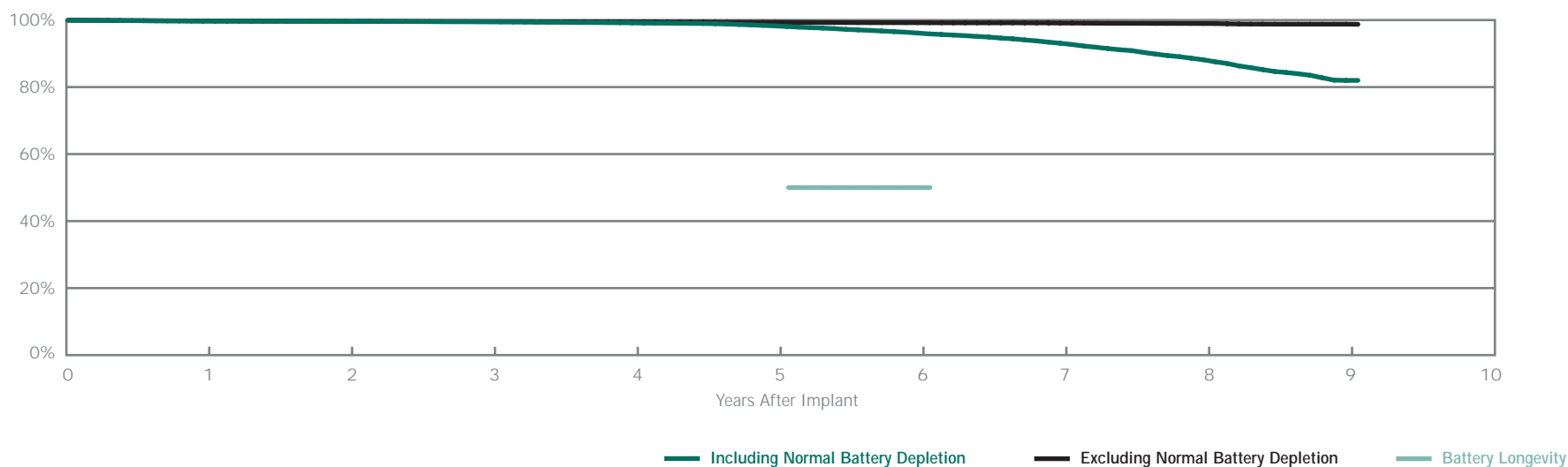
Excluding Normal Battery Depletion

Year	1	2	3	4	5	6	7	8	at 100 months
Survival Probability	99.92%	99.88%	99.81%	99.72%	99.70%	99.70%	99.61%	99.52%	99.52%
± 1 standard error	0.02%	0.02%	0.03%	0.04%	0.04%	0.04%	0.05%	0.07%	0.07%

Affinity® DR (Models 5330 & 5331) Affinity® DC (Model 5230)

US Market Release	(5330) January 1999 (5230/5331) June 1999	Normal Battery Depletion	1,547
		Malfunctions	158
Registered US Implants	65,576	Malfunctions w/ Compromised Therapy (0 related to Advisory)	15
Estimated Active US Implants	19,123	Malfunctions w/o Compromised Therapy (65 related to Advisory)	143
Estimated Longevity	6.3 Years	Number of Advisories (see pages 218-223)	One

Survival from Returns and Complaints



Including Normal Battery Depletion

Year	1	2	3	4	5	6	7	8	9	at 109 months
Survival Probability	99.71%	99.63%	99.50%	99.16%	98.26%	96.13%	93.08%	88.15%	81.99%	81.99%
± 1 standard error	0.02%	0.02%	0.03%	0.04%	0.06%	0.10%	0.14%	0.21%	0.35%	0.35%
Sample Size	64200	57400	52100	47000	41700	35000	26900	18000	8000	800

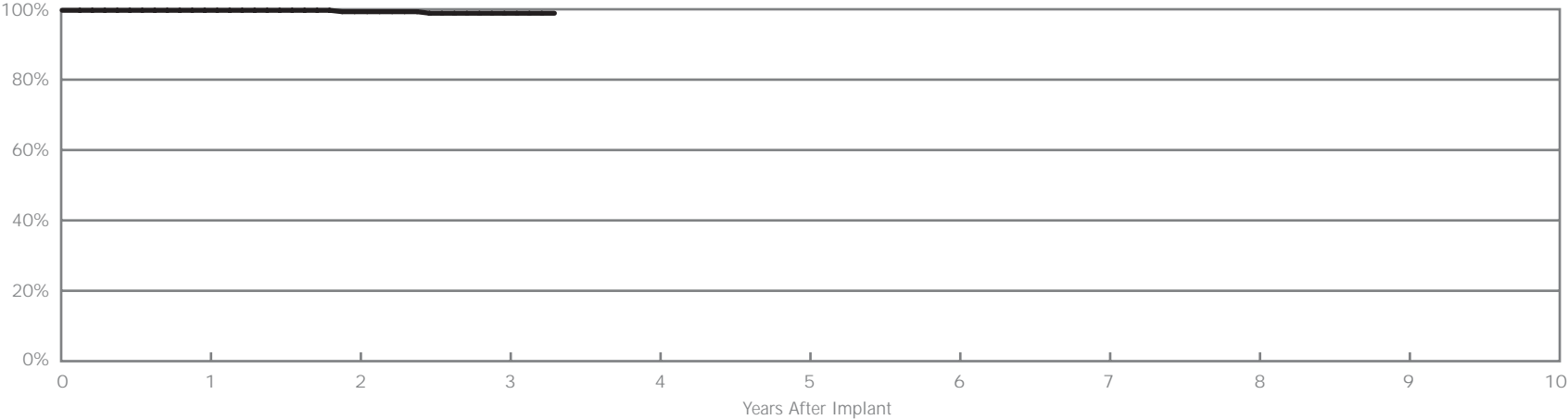
Excluding Normal Battery Depletion

Year	1	2	3	4	5	6	7	8	9	at 109 months
Survival Probability	99.73%	99.63%	99.54%	99.43%	99.33%	99.22%	99.11%	98.97%	98.79%	98.74%
± 1 standard error	0.02%	0.03%	0.03%	0.03%	0.04%	0.04%	0.04%	0.05%	0.07%	0.07%

PULSE GENERATORS

AddVent® (Model 2060)	
US Market Release	May 1999
Registered US Implants	356
Estimated Longevity	9.3 Years
Number of Advisories	None

Survival from Returns and Complaints

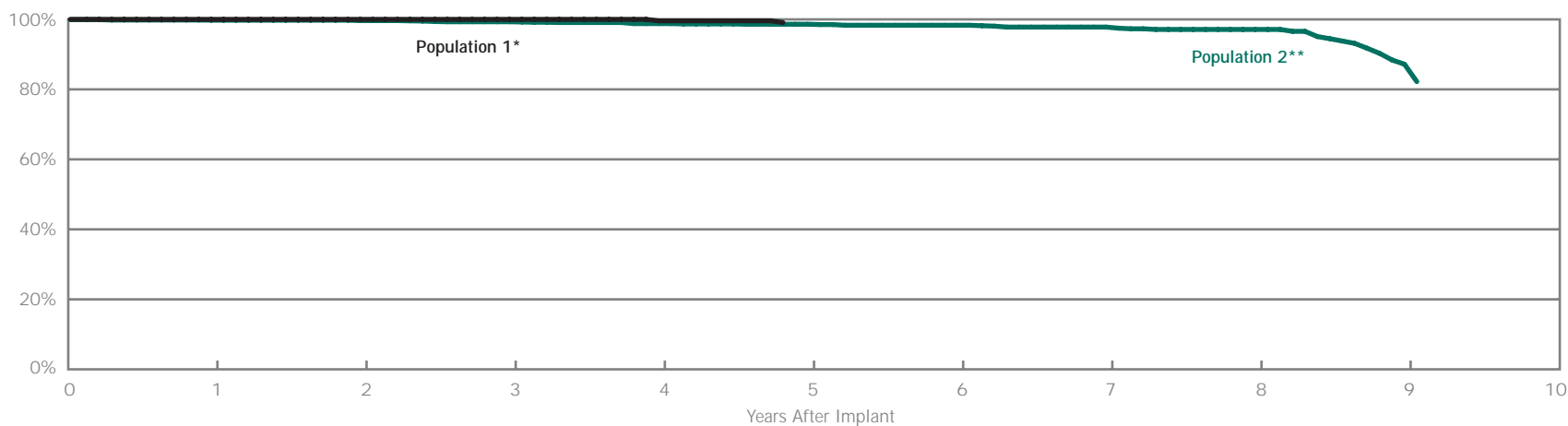


Year	1	2	3	at 40 months						
Survival Probability	99.71%	99.31%	98.88%	98.88%						
± 1 standard error	0.29%	0.49%	0.65%	0.65%						
Sample Size	300	300	200	200						

Trilogy® DC+ (Model 2318)

Population 1*		Population 2**	
(These models are no longer being manufactured)		(These models are no longer being manufactured)	
US Market Release	January 1997	US Market Release	January 1997
Registered US Implants	439	Registered US Implants	2,301
Estimated Longevity	5.0 Years	Estimated Longevity	5.0 Years
Number of Advisories	None	Number of Advisories (see pages 218-223)	Two

Survival from Returns and Complaints



Population 1*

Year	1	2	3	4	at 58 months					
Survival Probability	100.00%	100.00%	100.00%	99.59%	99.10%					
± 1 standard error	0.00%	0.00%	0.00%	0.41%	0.41%					
Sample Size	400	300	300	300	200					

Population 2**

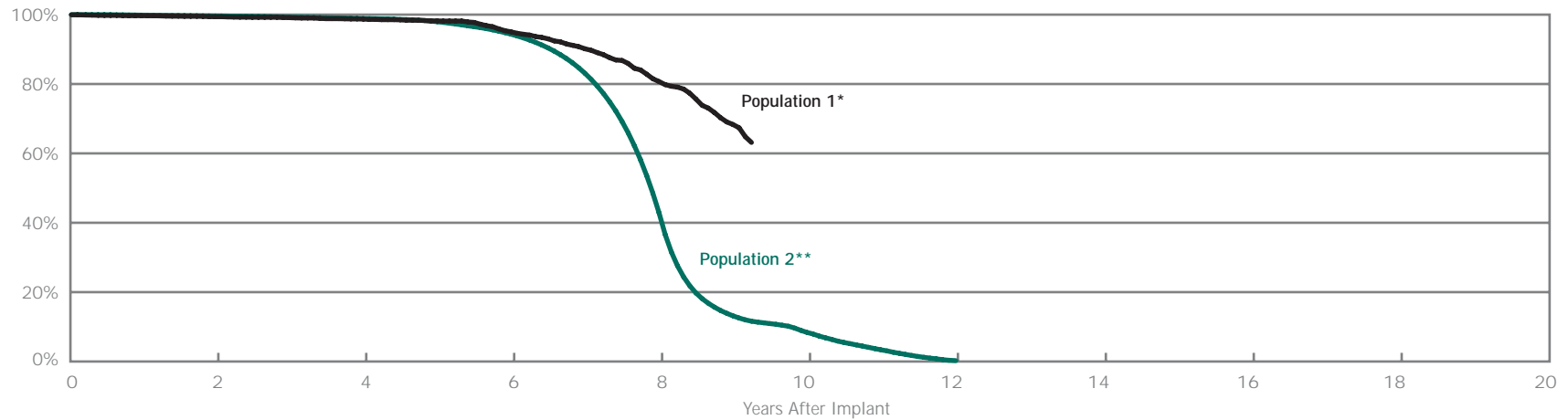
Year	1	2	3	4	5	6	7	8	9	at 109 months
Survival Probability	99.77%	99.65%	99.32%	98.79%	98.61%	98.32%	97.80%	97.12%	87.20%	82.21%
± 1 standard error	0.09%	0.11%	0.20%	0.28%	0.31%	0.35%	0.43%	0.55%	1.72%	1.83%
Sample Size	2000	1800	1500	1300	1100	900	700	500	300	200

PULSE GENERATORS

Trilogy® DR+ (Model 2360 & 2364)

Population 1*		Population 2**	
(These models are no longer being manufactured)		(These models are no longer being manufactured)	
US Market Release	September 1996	US Market Release	September 1996
Registered US Implants	7,029	Registered US Implants	56,680
Estimated Longevity	5.0 Years	Estimated Longevity	5.0 Years
Number of Advisories	None	Number of Advisories (see pages 218-223)	Two

Survival from Returns and Complaints



Population 1*

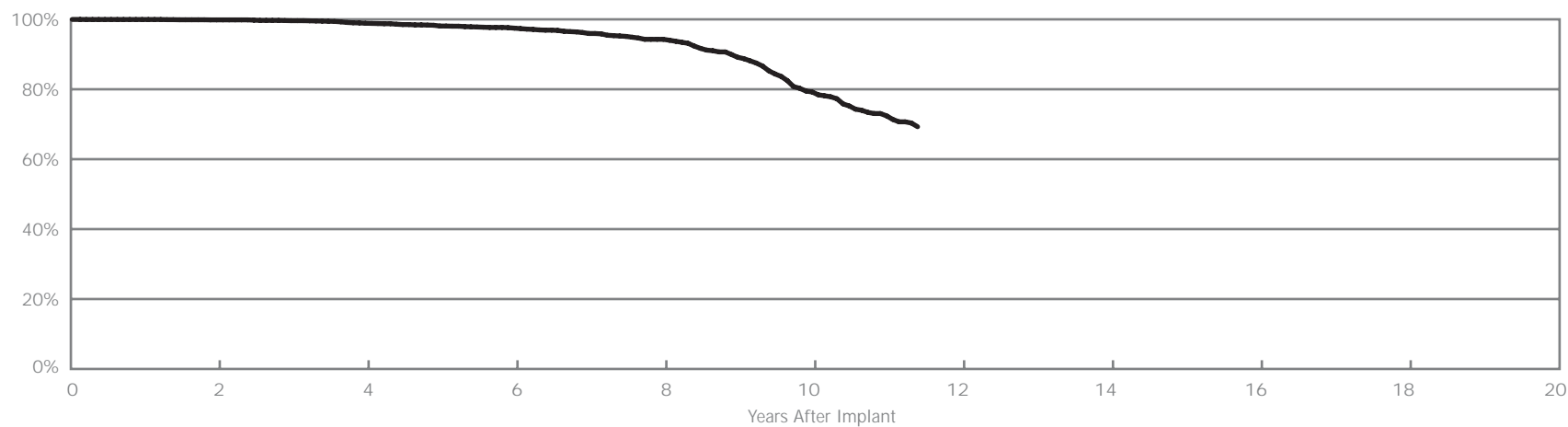
Year	2	4	6	8	at 111 months					
Survival Probability	99.40%	98.71%	95.03%	80.70%	63.15%					
± 1 standard error	0.13%	0.20%	0.48%	1.30%	3.01%					
Sample Size	5700	4600	3300	1800	300					

Population 2**

Year	2	4	6	8	10	12				
Survival Probability	99.62%	98.89%	94.36%	42.89%	8.39%	0.25%				
± 1 standard error	0.03%	0.05%	0.09%	0.14%	0.89%	5.07%				
Sample Size	46600	35800	24300	9900	1200	100				

Paragon™ III (Models 2304, 2314, 2315)	
US Market Release	October 1994
Registered US Implants	3,824
Estimated Longevity	6.3 Years
Number of Advisories	None

Survival from Returns and Complaints

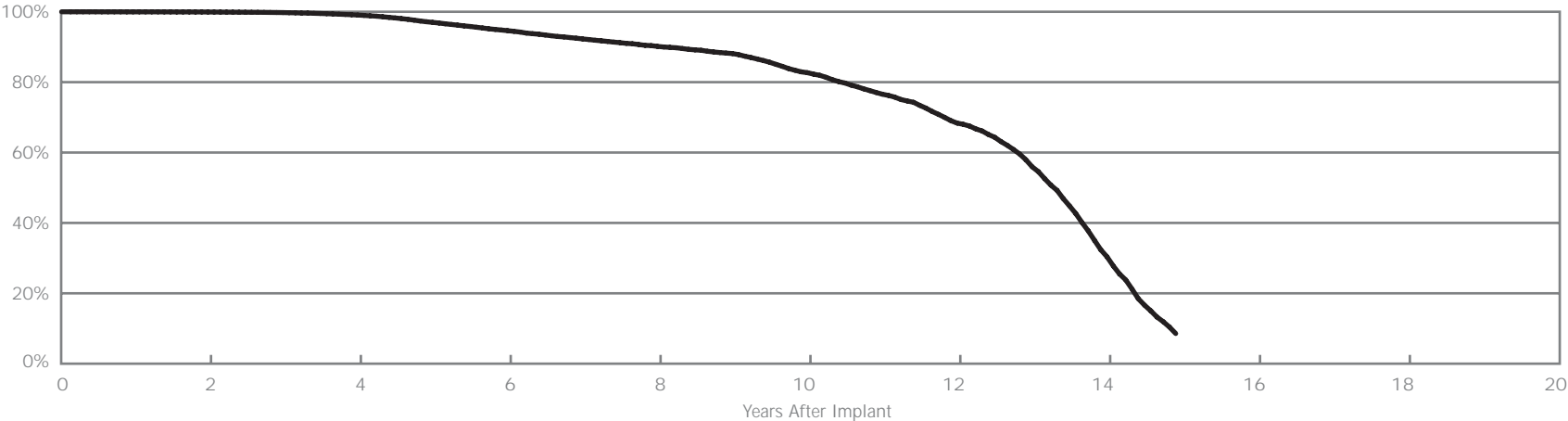


Year	2	4	6	8	10	at 137 months				
Survival Probability	99.85%	98.89%	97.48%	94.29%	79.23%	69.29%				
± 1 standard error	0.07%	0.20%	0.33%	0.64%	1.72%	2.20%				
Sample Size	3000	2300	1600	800	400	200				

PULSE GENERATORS

Synchrony® III (Models 2028 & 2029)	
US Market Release	February 1993
Registered US Implants	43,324
Estimated Longevity	5.5 Years
Number of Advisories	None

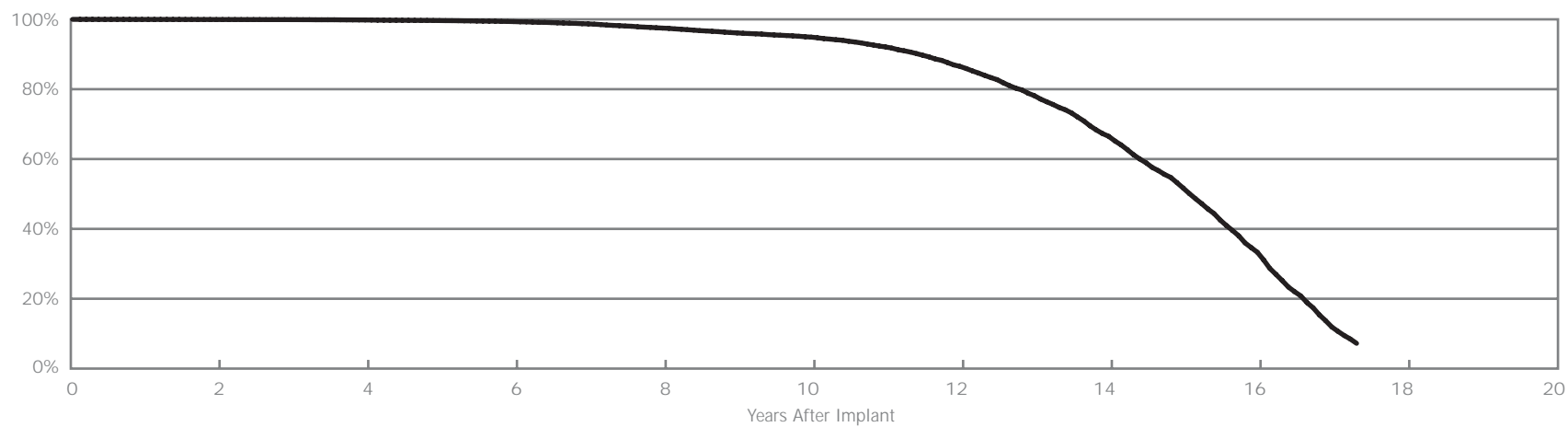
Survival from Returns and Complaints



Year	2	4	6	8	10	12	14	at 179 months		
Survival Probability	99.93%	99.07%	94.63%	90.16%	82.69%	68.36%	30.36%	8.57%		
± 1 standard error	0.01%	0.05%	0.14%	0.24%	0.46%	0.75%	0.95%	0.66%		
Sample Size	36500	29500	19000	7500	3100	1900	900	200		

Synchrony® II (Models 2022 & 2023)	
US Market Release	June 1990
Registered US Implants	47,160
Estimated Longevity	8.0 Years
Number of Advisories	None

Survival from Returns and Complaints

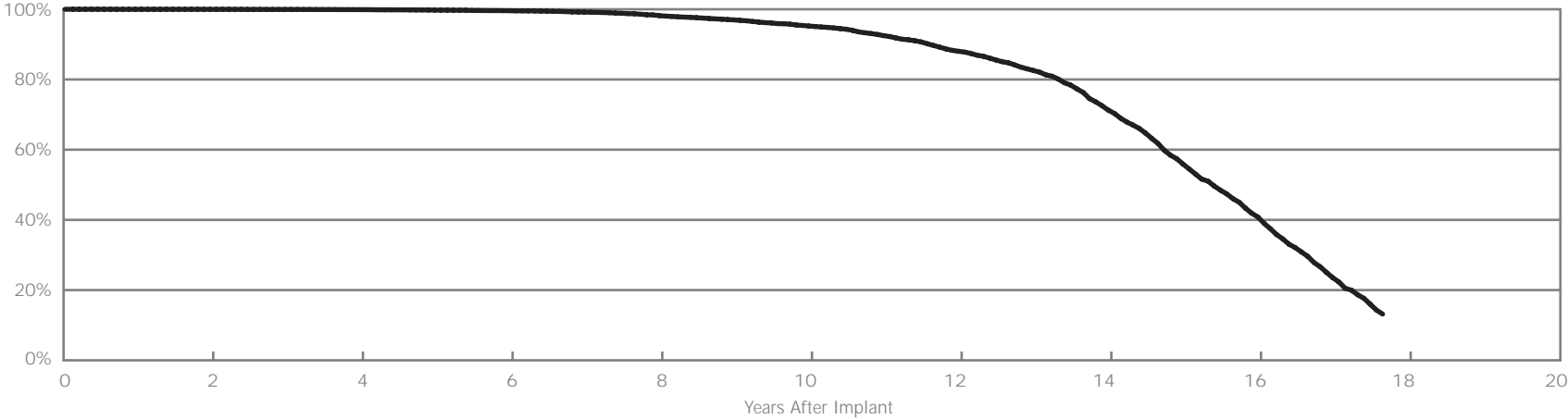


Year	2	4	6	8	10	12	14	16	at 208 months
Survival Probability	99.94%	99.82%	99.35%	97.49%	94.91%	86.52%	66.49%	33.29%	7.23%
± 1 standard error	0.01%	0.02%	0.04%	0.10%	0.16%	0.35%	0.64%	0.82%	0.54%
Sample Size	40500	34000	26800	19500	11900	6100	2900	1200	200

PULSE GENERATORS

Paragon™ II (Model 2016)	
US Market Release	April 1989
Registered US Implants	29,069
Estimated Longevity	7.7 Years
Number of Advisories	None

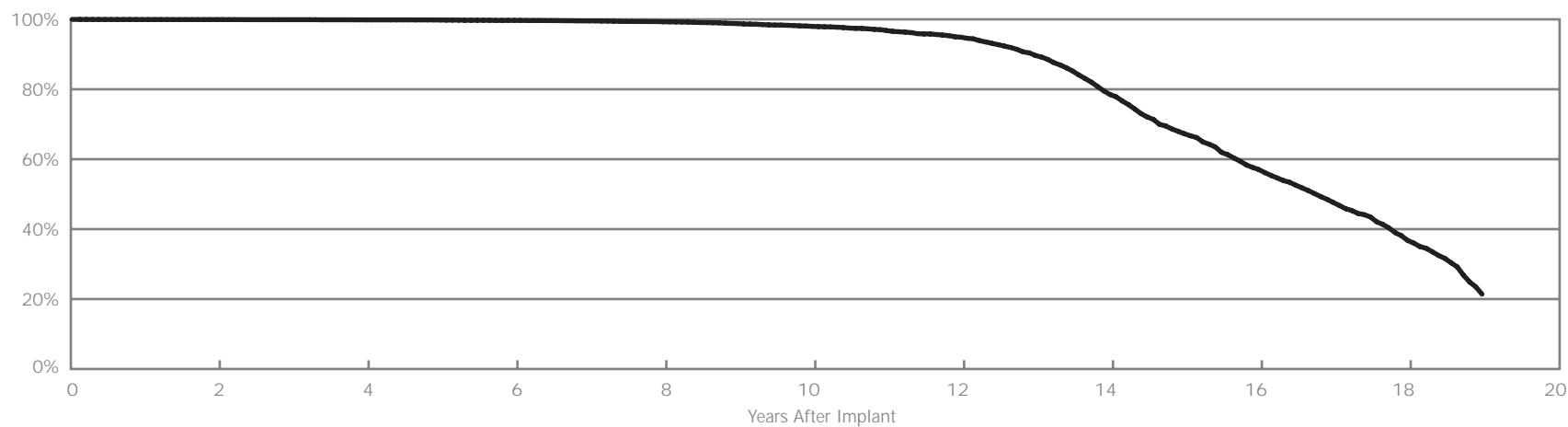
Survival from Returns and Complaints



Year	2	4	6	8	10	12	14	16	at 212 months
Survival Probability	99.98%	99.89%	99.59%	98.19%	95.22%	88.03%	71.27%	40.81%	13.17%
± 1 standard error	0.01%	0.02%	0.05%	0.12%	0.23%	0.45%	0.79%	1.06%	0.86%
Sample Size	23500	18700	14200	10000	6000	3400	1900	900	200

Paragon™ (Models 2010, 2011 & 2012)	
US Market Release	September 1988
Registered US Implants	16,679
Estimated Longevity	7.2 Years
Number of Advisories	None

Survival from Returns and Complaints



Year	2	4	6	8	10	12	14	16	18	at 228 months
Survival Probability	99.93%	99.85%	99.70%	99.30%	97.99%	94.89%	78.51%	57.03%	36.76%	21.39%
± 1 standard error	0.02%	0.03%	0.06%	0.09%	0.20%	0.38%	0.89%	1.23%	1.35%	1.28%
Sample Size	11600	9500	7300	5400	3700	2500	1500	800	500	200

SUMMARY & LONGEVITY INFORMATION

Pulse Generators

Dual-Chamber



ST. JUDE MEDICAL™
MORE CONTROL. LESS RISK.

**Malfunction and Normal Battery Depletion
Summary Information***

Models	Family	US Market Release Date	Registered US Implants	Estimated Active US Implants	Malfunctions w/ Compromised Therapy	Malfunctions w/o Compromised Therapy	Malfunctions w/o Compromised Therapy (under advisory)	Malfunctions w/o Compromised Therapy (premature battery depletion)	Total Malfunctions	Total Normal Battery Depletion
5820	Zephyr DR	Mar-07	13053	12219	0	0	0	0	0	0
5810	Victory DR	Dec-05	22733	19455	0	3	0	1	4	0
5826	Zephyr XL DR	Mar-07	47650	45240	1	5	0	0	6	0
5816	Victory XL DR	Dec-05	53980	48528	0	15	0	0	15	0
5356/5357/5256	Verity ADX XL DR/ DR(M/S)/DC	May-03	16361	12179	0	6	0	1	7	7
5360	Integrity ADx DR	May-03	5797	3788	0	7	0	0	7	70
5366	Integrity ADx XL DR	May-03	7981	6294	0	1	0	0	1	1
5380	Identity ADx DR	Mar-03	52175	33578	4	84	0	8	96	744
5386/5286	Identity ADx XL DR/DC	Mar-03	61657	49256	1	22	0	0	23	25
5342/5346	Integrity AFx DR	Apr-00/Jul-01	47444	21073	6	60	0	0	66	635
5370	Identity	Nov-01	58262	19669	5	272	20	10	307	2983
5376	Identity XL	Nov-01	51333	33445	8	53	7	1	69	169
5336	Integrity μ DR	Dec-00	29337	5196	8	71	0	1	80	1886
5430	Affinity VDR	Apr-00	638	231	0	0	0	0	0	1
5326/5226	Entity DR/DC	Jun-99	21830	7410	3	25	0	1	29	307
5330/5331/5230	Affinity DR/DC	Jan-99/Jun-99	65576	19123	15	78	65	0	158	1547

*Based on returned product analysis as of December 31, 2008.

PULSE GENERATORS

Including Normal Battery Depletion Summary Information*

Models	Family	Survival Probability									
		1 year	2 year	3 year	4 year	5 year	6 year	7 year	8 year	9 year	10 year
5820	Zephyr DR	100.00%									
5810	Victory DR	100.00%	99.93%								
5826	Zephyr XL DR	99.96%									
5816	Victory XL DR	99.95%	99.93%								
5356/5357/5256	Verity ADX XL DR/ DR(M/S)/DC	99.92%	99.92%	99.81%	99.61%						
5360	Integrity ADx DR	99.85%	99.85%	99.40%	95.28%						
5366	Integrity ADx XL DR	99.98%	99.98%	99.93%	99.93%						
5380	Identity ADx DR	99.93%	99.83%	99.04%	93.30%						
5386/5286	Identity ADx XL DR/DC	99.96%	99.92%	99.88%	99.75%	99.17%					
5342/5346	Integrity AFx DR	99.94%	99.88%	99.76%	99.61%	99.00%	97.80%	95.39%			
5370	Identity	99.91%	99.73%	98.80%	91.51%	72.18%					
5376	Identity XL	99.91%	99.82%	99.68%	99.47%	99.01%	97.94%				
5336	Integrity μ DR	99.86%	99.53%	98.24%	91.85%	78.19%	61.40%				
5430	Affinity VDR	100.00%	100.00%	100.00%	99.44%	99.44%	99.44%				
5326/5226	Entity DR/DC	99.92%	99.87%	99.77%	99.38%	98.57%	96.84%	94.64%	90.92%		
5330/5331/5230	Affinity DR/DC	99.71%	99.63%	99.50%	99.16%	98.26%	96.13%	93.08%	88.15%	81.99%	

*Based on returned product analysis as of December 31, 2008.

**Excluding Normal Battery Depletion
Summary Information***

Models	Family	Survival Probability									
		1 year	2 year	3 year	4 year	5 year	6 year	7 year	8 year	9 year	10 year
5820	Zephyr DR	100.00%									
5810	Victory DR	100.00%	99.93%								
5826	Zephyr XL DR	99.96%									
5816	Victory XL DR	99.95%	99.93%								
5356/5357/5256	Verity ADX XL DR/ DR(M/S)/DC	99.92%	99.92%	99.90%	99.84%						
5360	Integrity ADx DR	99.93%	99.93%	99.93%	99.64%						
5366	Integrity ADx XL DR	99.98%	99.98%	99.98%	99.98%						
5380	Identity ADx DR	99.96%	99.93%	99.78%	99.31%						
5386/5286	Identity ADx XL DR/DC	99.96%	99.93%	99.92%	99.91%	99.87%					
5342/5346	Integrity AFx DR	99.94%	99.90%	99.85%	99.79%	99.70%	99.67%	99.60%			
5370	Identity	99.93%	99.86%	99.62%	98.87%	97.44%					
5376	Identity XL	99.93%	99.86%	99.82%	99.77%	99.67%	99.57%				
5336	Integrity µ DR	99.88%	99.79%	99.44%	99.36%	99.10%	98.79%				
5430	Affinity VDR	100.00%	100.00%	100.00%	100.00%	100.00%	100.00%				
5326/5226	Entity DR/DC	99.92%	99.88%	99.81%	99.72%	99.70%	99.70%	99.61%	99.52%		
5330/5331/5230	Affinity DR/DC	99.73%	99.63%	99.54%	99.43%	99.33%	99.22%	99.11%	98.97%	98.79%	

*Based on returned product analysis as of December 31, 2008.

PULSE GENERATORS

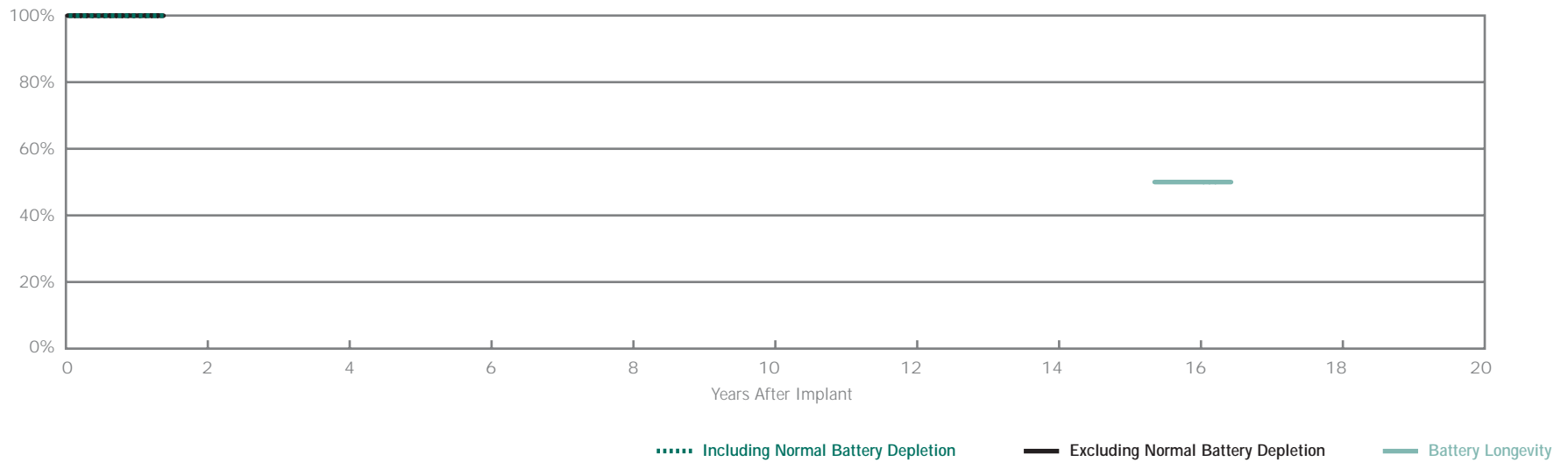
Single-Chamber

PULSE GENERATORS

Zephyr™ XL SR (Model 5626)

US Market Release	May 2007	Normal Battery Depletion	0
Registered US Implants	7,689	Malfunctions	1
Estimated Active US Implants	7,176	Malfunctions w/ Compromised Therapy	0
Estimated Longevity	15.8 Years	Malfunctions w/o Compromised Therapy	1
		Number of Advisories	None

Survival from Returns and Complaints



Including Normal Battery Depletion

Year	at 17 months									
Survival Probability	99.97%									
± 1 standard error	0.02%									
Sample Size	100									

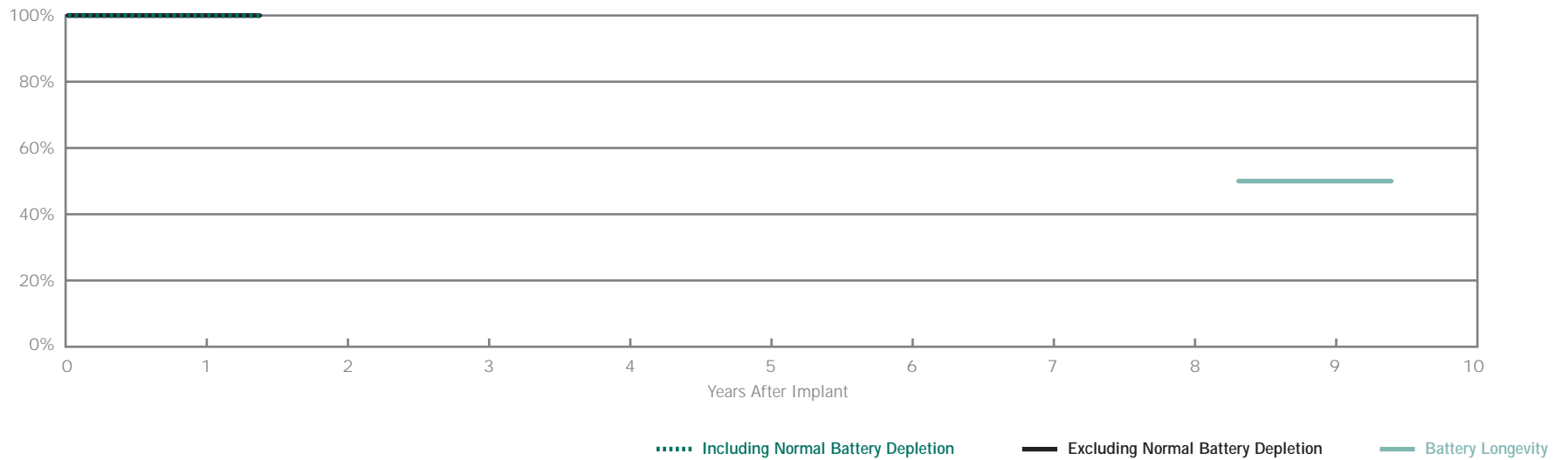
Excluding Normal Battery Depletion

Year	at 17 months									
Survival Probability	99.97%									
± 1 standard error	0.02%									

Zephyr™ SR (Model 5620)

US Market Release	March 2007	Normal Battery Depletion	0
Registered US Implants	3,806	Malfunctions	0
Estimated Active US Implants	3,500	Malfunctions w/ Compromised Therapy	0
Estimated Longevity	8.8 Years	Malfunctions w/o Compromised Therapy	0
		Number of Advisories	None

Survival from Returns and Complaints



Including Normal Battery Depletion

Year	1	at 17 months								
Survival Probability	100.00%	100.00%								
± 1 standard error	0.00%	0.00%								
Sample Size	2400	100								

Excluding Normal Battery Depletion

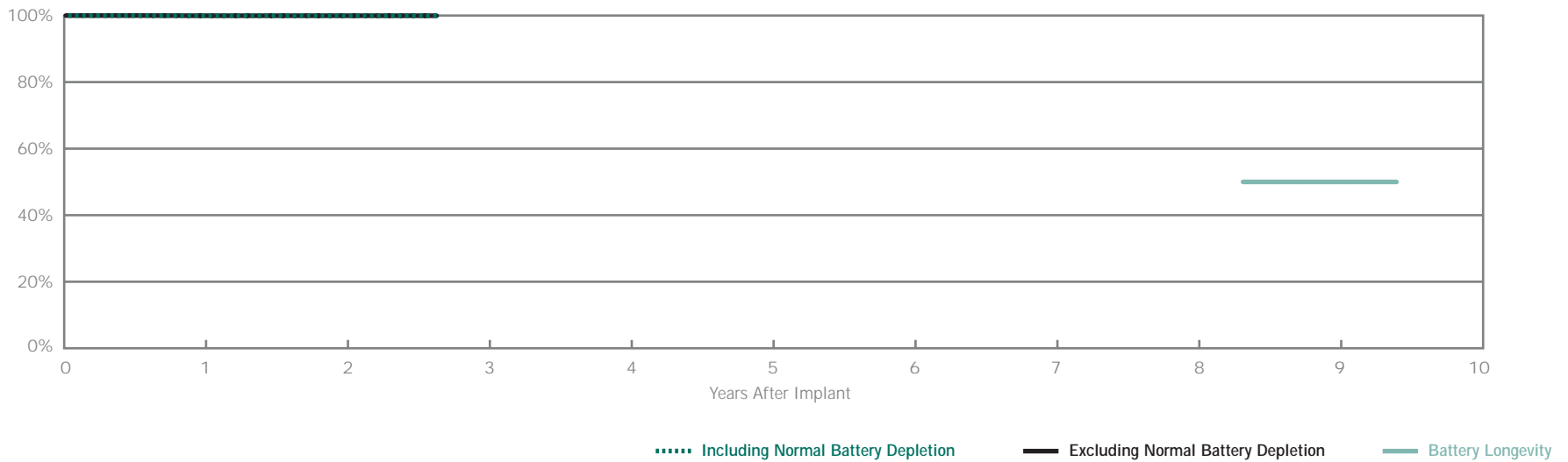
Year	1	at 17 months								
Survival Probability	100.00%	100.00%								
± 1 standard error	0.00%	0.00%								

PULSE GENERATORS

Victory® SR (Model 5610)

US Market Release	December 2005	Normal Battery Depletion	0
Registered US Implants	11,416	Malfunctions	1
Estimated Active US Implants	9,390	Malfunctions w/ Compromised Therapy	0
Estimated Longevity	8.8 Years	Malfunctions w/o Compromised Therapy	1
		Number of Advisories	None

Survival from Returns and Complaints



Including Normal Battery Depletion

Year	1	2	at 32 months							
Survival Probability	99.95%	99.95%	99.95%							
± 1 standard error	0.02%	0.02%	0.02%							
Sample Size	10000	5000	100							

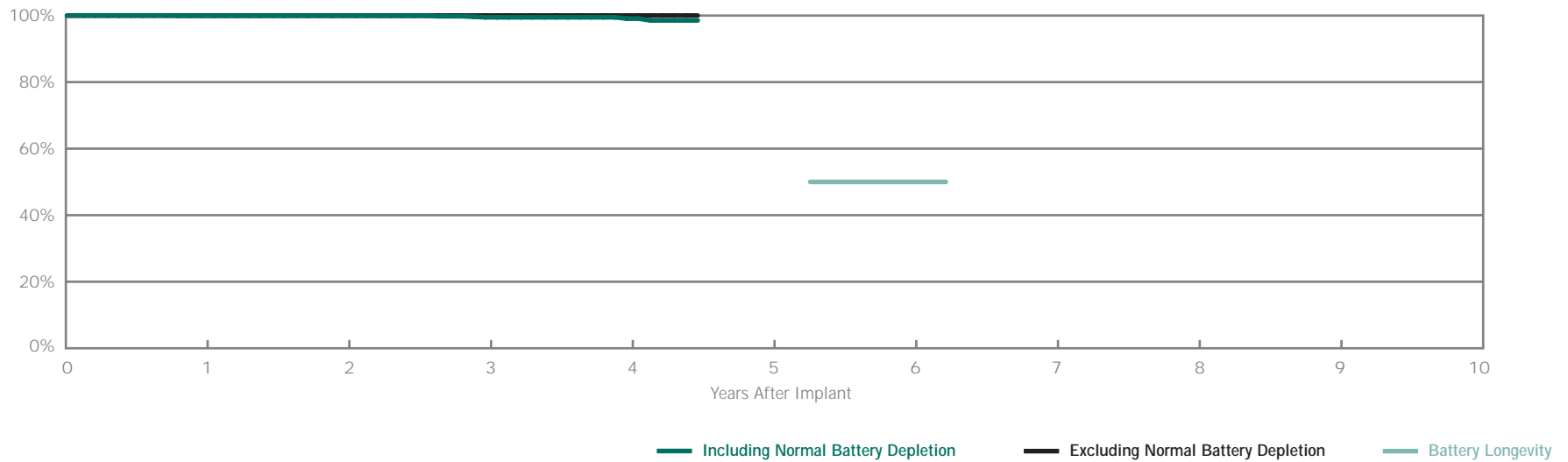
Excluding Normal Battery Depletion

Year	1	2	at 32 months							
Survival Probability	99.95%	99.95%	99.95%							
± 1 standard error	0.02%	0.02%	0.02%							

Integrity® ADx SR (Model 5160)

US Market Release	May 2003	Normal Battery Depletion	6
Registered US Implants	3,394	Malfunctions	0
Estimated Active US Implants	2,072	Malfunctions w/ Compromised Therapy	0
Estimated Longevity	5.7 Years	Malfunctions w/o Compromised Therapy	0
		Number of Advisories	None

Survival from Returns and Complaints



Including Normal Battery Depletion

Year	1	2	3	4	at 54 months					
Survival Probability	99.93%	99.93%	99.47%	99.07%	98.53%					
± 1 standard error	0.05%	0.05%	0.16%	0.19%	0.51%					
Sample Size	3300	2400	1600	900	100					

Excluding Normal Battery Depletion

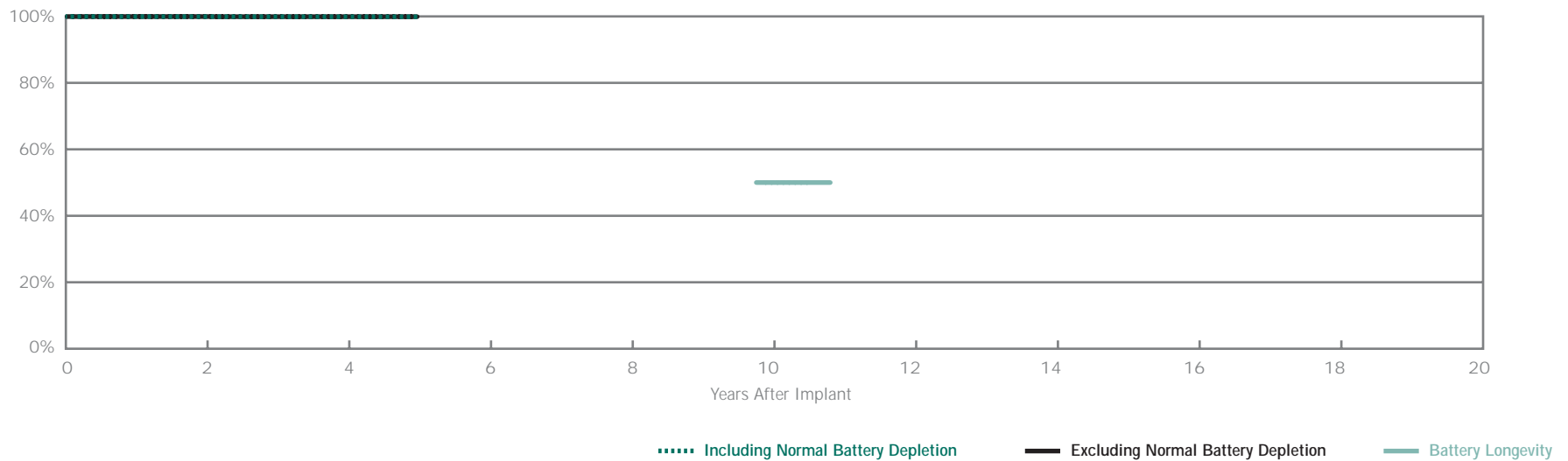
Year	1	2	3	4	at 54 months					
Survival Probability	100.00%	100.00%	100.00%	100.00%	100.00%					
± 1 standard error	0.00%	0.00%	0.00%	0.00%	0.00%					

PULSE GENERATORS

Verity® ADx XL SR (Model 5156); Verity® ADx XL SR M/S (Model 5157M/S); Verity® ADx XL SC (Model 5056)

US Market Release	May 2003	Normal Battery Depletion	1
Registered US Implants	12,958	Malfunctions	4
Estimated Active US Implants	9,136	Malfunctions w/ Compromised Therapy	1
Estimated Longevity	10.2 Years	Malfunctions w/o Compromised Therapy	3
		Number of Advisories	None

Survival from Returns and Complaints



Including Normal Battery Depletion

Year	2	4	at 60 months							
Survival Probability	99.95%	99.88%	99.88%							
± 1 standard error	0.02%	0.04%	0.04%							
Sample Size	8200	2500	800							

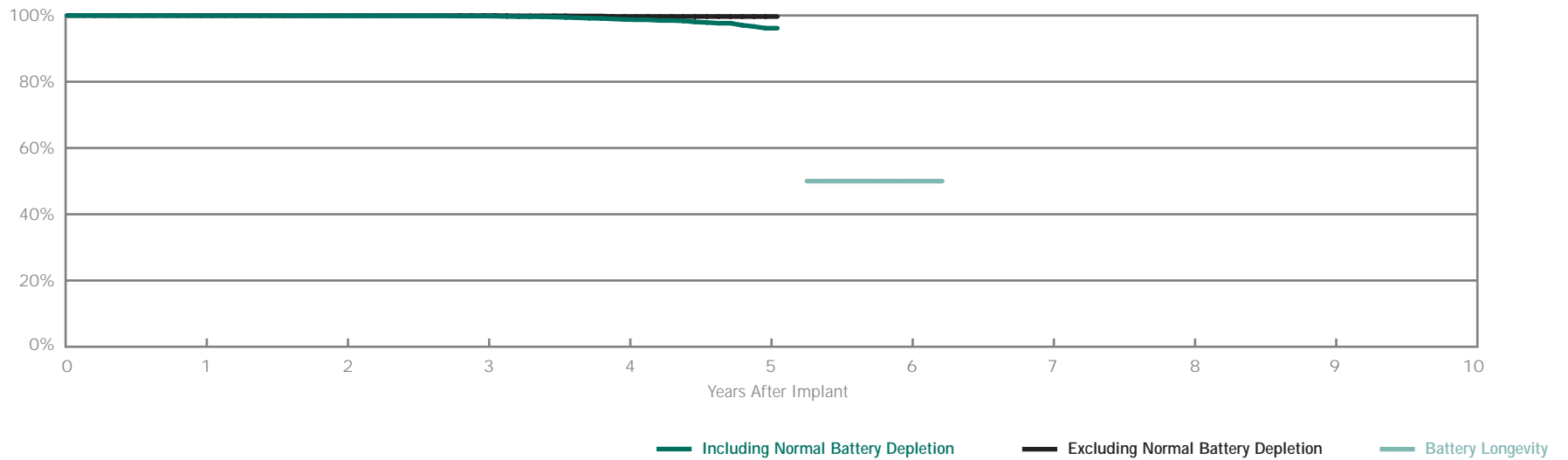
Excluding Normal Battery Depletion

Year	2	4	at 60 months							
Survival Probability	99.95%	99.92%	99.92%							
± 1 standard error	0.02%	0.03%	0.03%							

Identity® ADx SR (Model 5180)

US Market Release	May 2003	Normal Battery Depletion	33
Registered US Implants	19,027	Malfunctions	8
Estimated Active US Implants	12,049	Malfunctions w/ Compromised Therapy	0
Estimated Longevity	5.7 Years	Malfunctions w/o Compromised Therapy	8
		Number of Advisories	None

Survival from Returns and Complaints



Including Normal Battery Depletion

Year	1	2	3	4	5	at 61 months				
Survival Probability	99.94%	99.90%	99.82%	98.80%	96.16%	96.16%				
± 1 standard error	0.01%	0.03%	0.04%	0.16%	0.53%	0.64%				
Sample Size	18400	13400	8900	4500	1400	200				

Excluding Normal Battery Depletion

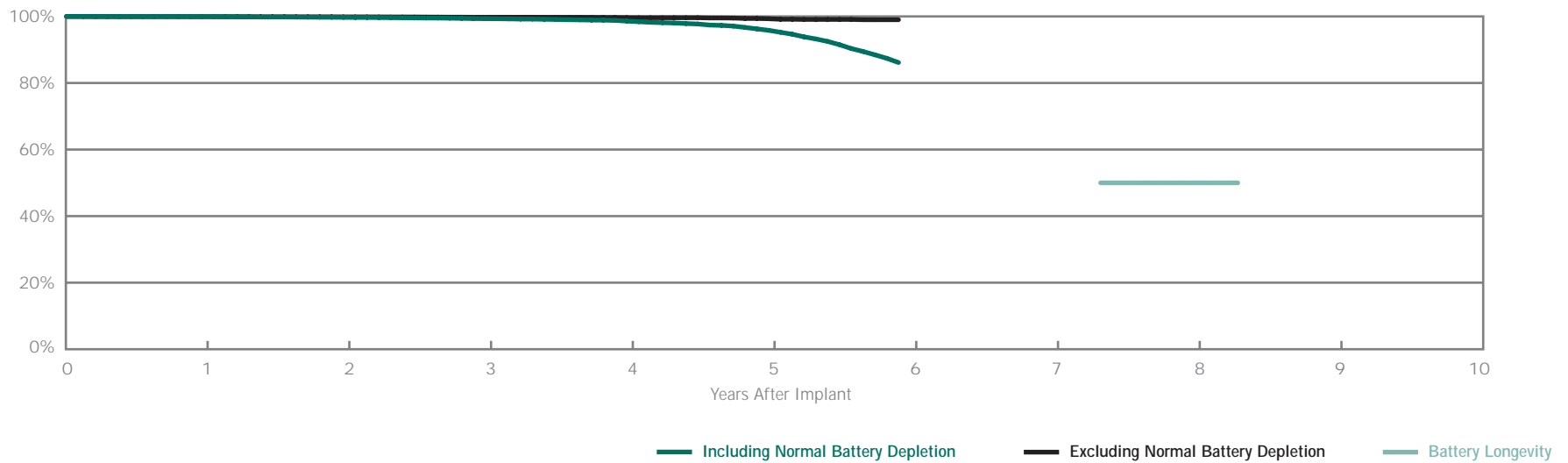
Year	1	2	3	4	5	at 61 months				
Survival Probability	99.98%	99.96%	99.96%	99.68%	99.68%	99.68%				
± 1 standard error	0.01%	0.02%	0.02%	0.09%	0.09%	0.09%				

PULSE GENERATORS

Identity® SR (Model 5172)

US Market Release	November 2001	Normal Battery Depletion	258
Registered US Implants	21,854	Malfunctions	36
Estimated Active US Implants	9,594	Malfunctions w/ Compromised Therapy (0 related to Advisory)	1
Estimated Longevity	7.8 Years	Malfunctions w/o Compromised Therapy (1 related to Advisory)	35
		Number of Advisories (see pages 218-223)	One

Survival from Returns and Complaints



Including Normal Battery Depletion

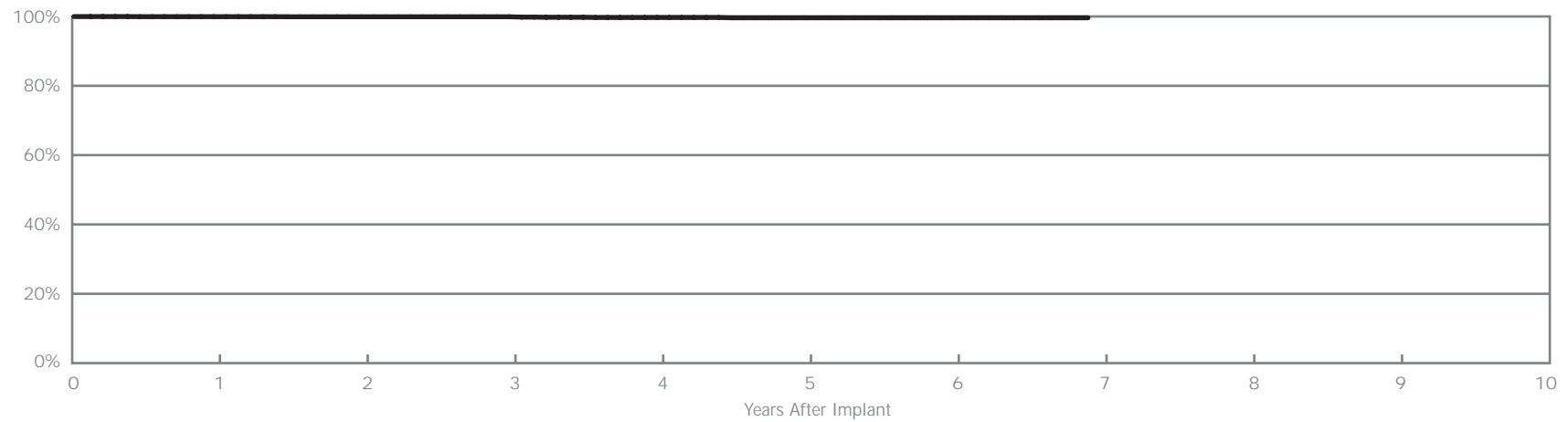
Year	1	2	3	4	5	at 71 months				
Survival Probability	99.93%	99.72%	99.33%	98.59%	95.83%	86.15%				
± 1 standard error	0.02%	0.04%	0.07%	0.10%	0.23%	0.60%				
Sample Size	21700	17200	13600	10100	6500	700				

Excluding Normal Battery Depletion

Year	1	2	3	4	5	at 71 months				
Survival Probability	99.95%	99.87%	99.76%	99.64%	99.30%	99.01%				
± 1 standard error	0.02%	0.03%	0.04%	0.05%	0.09%	0.14%				

Microny® (Models 2425T, 2525T & 2535K)	
US Market Release	April 2001
Registered US Implants	5,800
Estimated Longevity	7.5 Years
Number of Advisories	None

Survival from Returns and Complaints



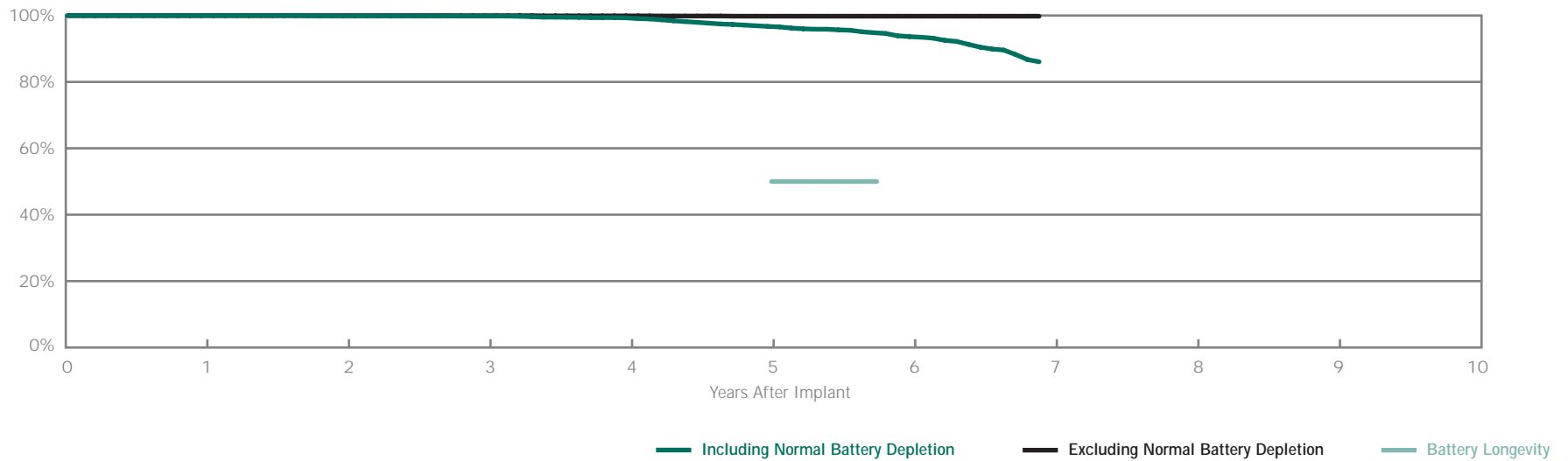
Year	1	2	3	4	5	6	7	at 83 months		
Survival Probability	99.94%	99.91%	99.91%	99.70%	99.61%	99.61%	99.61%	99.61%		
± 1 standard error	0.03%	0.04%	0.04%	0.12%	0.14%	0.14%	0.14%	0.14%		
Sample Size	4200	3000	2200	1500	1000	500	200	200		

PULSE GENERATORS

Integrity® μ SR (Model 5136)

US Market Release	December 2000	Normal Battery Depletion	188
Registered US Implants	11,959	Malfunctions	6
Estimated Active US Implants	3,265	Malfunctions w/ Compromised Therapy	0
Estimated Longevity	5.3 Years	Malfunctions w/o Compromised Therapy	6
		Number of Advisories	None

Survival from Returns and Complaints



Including Normal Battery Depletion

Year	1	2	3	4	5	6	at 83 months			
Survival Probability	99.98%	99.91%	99.86%	99.29%	96.72%	93.64%	86.06%			
± 1 standard error	0.01%	0.03%	0.04%	0.10%	0.25%	0.39%	0.79%			
Sample Size	11900	9500	7900	6500	5000	3300	500			

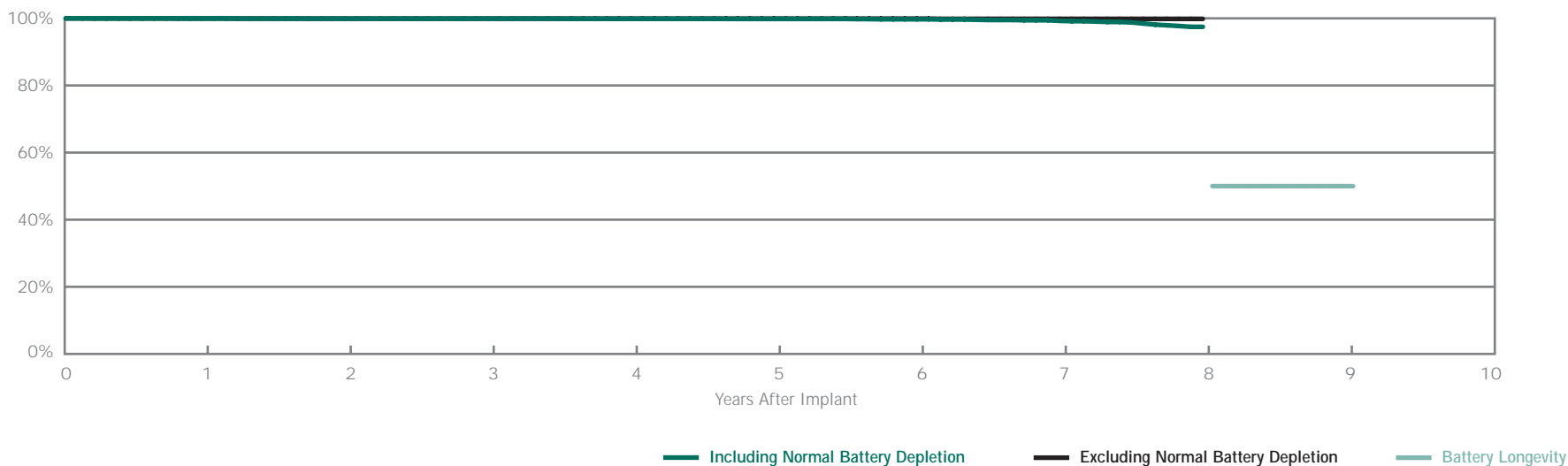
Excluding Normal Battery Depletion

Year	1	2	3	4	5	6	at 83 months			
Survival Probability	99.98%	99.98%	99.95%	99.89%	99.80%	99.80%	99.80%			
± 1 standard error	0.01%	0.01%	0.02%	0.04%	0.06%	0.06%	0.06%			

Integrity® SR (Model 5142)

US Market Release	April 2000	Normal Battery Depletion	22
Registered US Implants	10,488	Malfunctions	5
Estimated Active US Implants	3,728	Malfunctions w/ Compromised Therapy	1
Estimated Longevity	8.6 Years	Malfunctions w/o Compromised Therapy	4
		Number of Advisories	None

Survival from Returns and Complaints



Including Normal Battery Depletion

Year	1	2	3	4	5	6	7	8		
Survival Probability	99.96%	99.91%	99.91%	99.87%	99.83%	99.72%	99.25%	97.47%		
± 1 standard error	0.02%	0.03%	0.03%	0.04%	0.05%	0.08%	0.13%	0.42%		
Sample Size	10500	8700	7400	6300	5100	4000	2800	1500		

Excluding Normal Battery Depletion

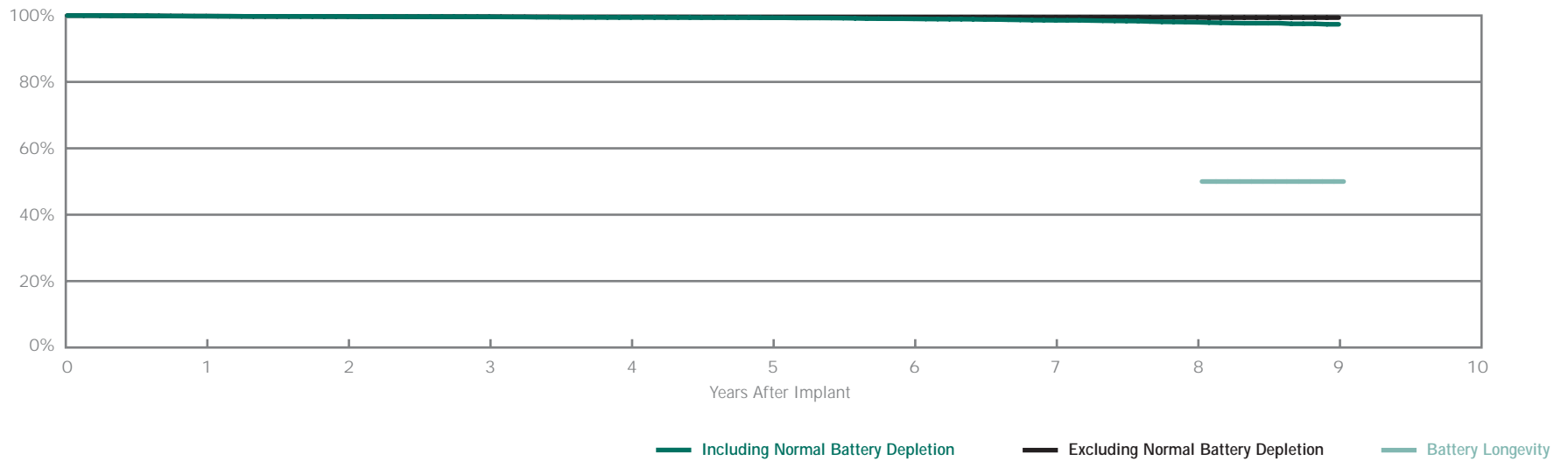
Year	1	2	3	4	5	6	7	8		
Survival Probability	99.96%	99.91%	99.91%	99.91%	99.91%	99.91%	99.84%	99.84%		
± 1 standard error	0.02%	0.03%	0.03%	0.03%	0.03%	0.03%	0.06%	0.06%		

PULSE GENERATORS

Affinity® SR (Models 5130 & 5131)

US Market Release	(5130) January 1999 (5131) June 1999	Normal Battery Depletion	73
		Malfunctions	57
Registered US Implants	28,657	Malfunctions w/ Compromised Therapy (0 related to Advisory)	4
Estimated Active US Implants	8,187	Malfunctions w/o Compromised Therapy (17 related to Advisory)	53
Estimated Longevity	8.6 Years	Number of Advisories (see pages 218-223)	One

Survival from Returns and Complaints



Including Normal Battery Depletion

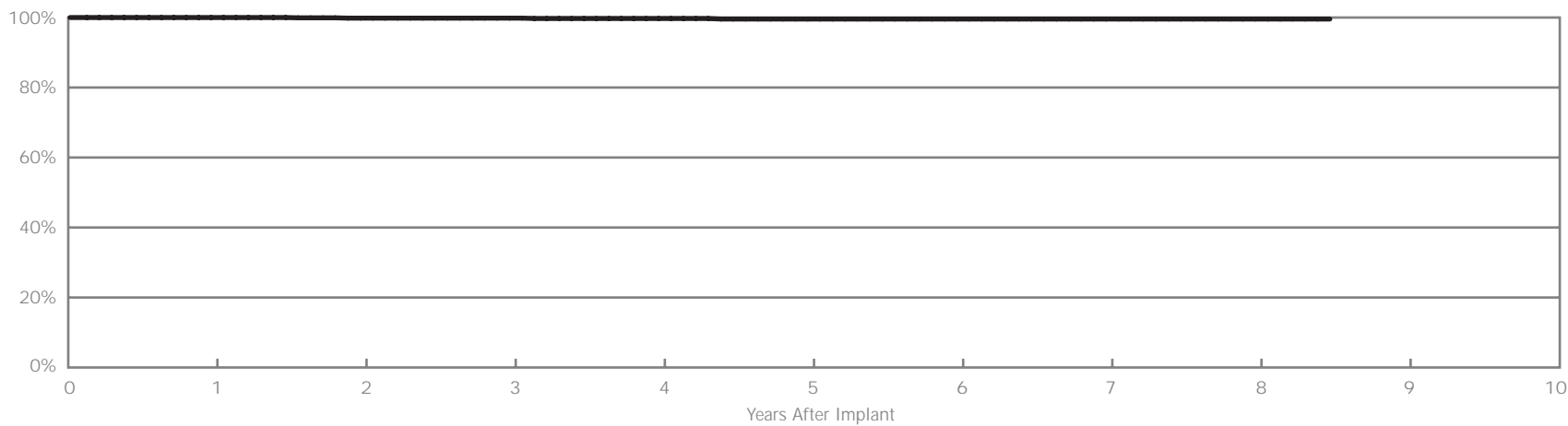
Year	1	2	3	4	5	6	7	8	9	
Survival Probability	99.81%	99.69%	99.61%	99.43%	99.32%	99.00%	98.56%	97.97%	97.36%	
± 1 standard error	0.03%	0.04%	0.04%	0.05%	0.06%	0.08%	0.11%	0.15%	0.23%	
Sample Size	28600	23100	19700	16700	14000	11200	8400	5600	2600	

Excluding Normal Battery Depletion

Year	1	2	3	4	5	6	7	8	9	
Survival Probability	99.81%	99.69%	99.62%	99.53%	99.50%	99.48%	99.46%	99.42%	99.37%	
± 1 standard error	0.03%	0.04%	0.04%	0.05%	0.05%	0.05%	0.05%	0.06%	0.07%	

Regency® SC+ (Models 2400L & 2402L)	
US Market Release	May 1998
Registered US Implants	2,062
Estimated Longevity	9.1 Years
Number of Advisories	None

Survival from Returns and Complaints



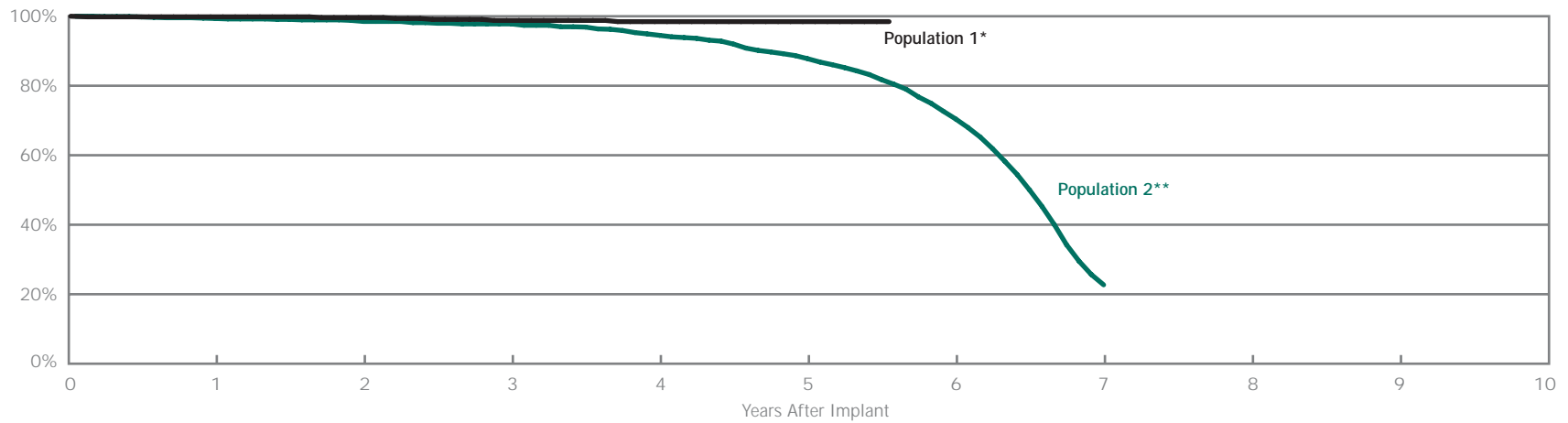
Year	1	2	3	4	5	6	7	8	at 102 months
Survival Probability	100.00%	99.83%	99.83%	99.72%	99.57%	99.57%	99.57%	99.57%	99.57%
± 1 standard error	0.00%	0.12%	0.12%	0.16%	0.22%	0.22%	0.22%	0.22%	0.22%
Sample Size	1600	1200	1000	800	600	500	400	300	200

PULSE GENERATORS

Tempo® V (Model 1102); Tempo® VR (Model 1902)

Population 1*		Population 2**	
(These models are no longer being manufactured)		(These models are no longer being manufactured)	
US Market Release	August 1997	US Market Release	August 1997
Registered US Implants	604	Registered US Implants	1,061
Estimated Longevity	5.3 Years	Estimated Longevity	5.3 Years
Number of Advisories	None	Number of Advisories (see pages 218-223)	Two

Survival from Returns and Complaints



Population 1*

Year	1	2	3	4	5	at 67 months				
Survival Probability	99.83%	99.60%	98.79%	98.45%	98.45%	98.45%				
± 1 standard error	0.17%	0.29%	0.55%	0.64%	0.64%	0.64%				
Sample Size	500	400	400	300	200	200				

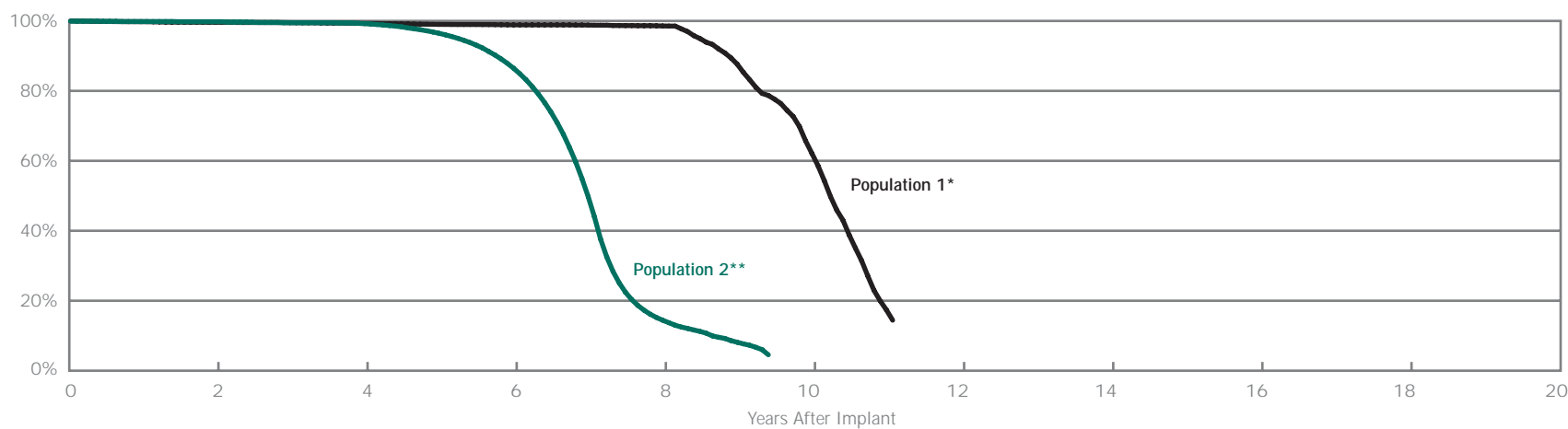
Population 2**

Year	1	2	3	4	5	6	7			
Survival Probability	99.34%	98.50%	97.79%	94.50%	87.78%	70.44%	22.70%			
± 1 standard error	0.25%	0.38%	0.56%	0.87%	1.15%	1.40%	1.60%			
Sample Size	900	700	500	400	300	300	200			

Trilogy® SR+ (Models 2260 & 2264)

Population 1*		Population 2**	
(These models are no longer being manufactured)		(These models are no longer being manufactured)	
US Market Release	March 1997	US Market Release	March 1997
Registered US Implants	15,323	Registered US Implants	2,775
Estimated Longevity	7.7 Years	Estimated Longevity	7.7 Years
Number of Advisories	None	Number of Advisories (see pages 218-223)	Two

Survival from Returns and Complaints



Population 1*

Year	2	4	6	8	10	at 133 months				
Survival Probability	99.62%	99.29%	98.88%	98.57%	62.16%	14.43%				
± 1 standard error	0.06%	0.09%	0.12%	0.15%	1.00%	0.97%				
Sample Size	10300	7200	5100	3300	1600	200				

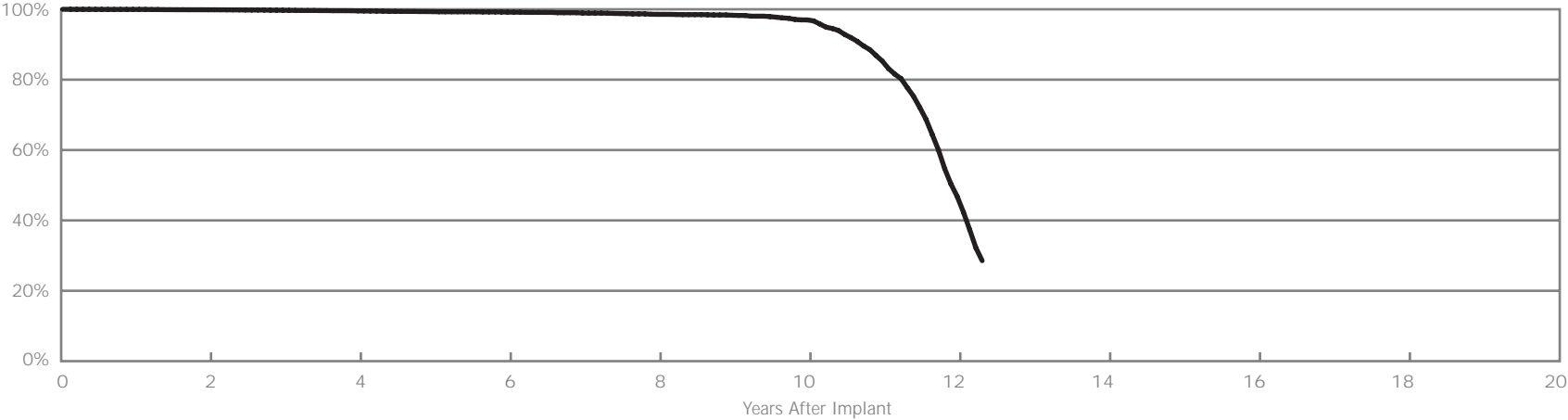
Population 2**

Year	2	4	6	8	at 113 months					
Survival Probability	99.79%	99.23%	86.47%	14.42%	4.54%					
± 1 standard error	0.09%	0.18%	0.23%	0.53%	2.26%					
Sample Size	1900	1400	900	600	200					

PULSE GENERATORS

Trilogy® SR (Model 2250)	
US Market Release	June 1995
Registered US Implants	12,414
Estimated Longevity	7.7 Years
Number of Advisories (see pages 218-223)	Two

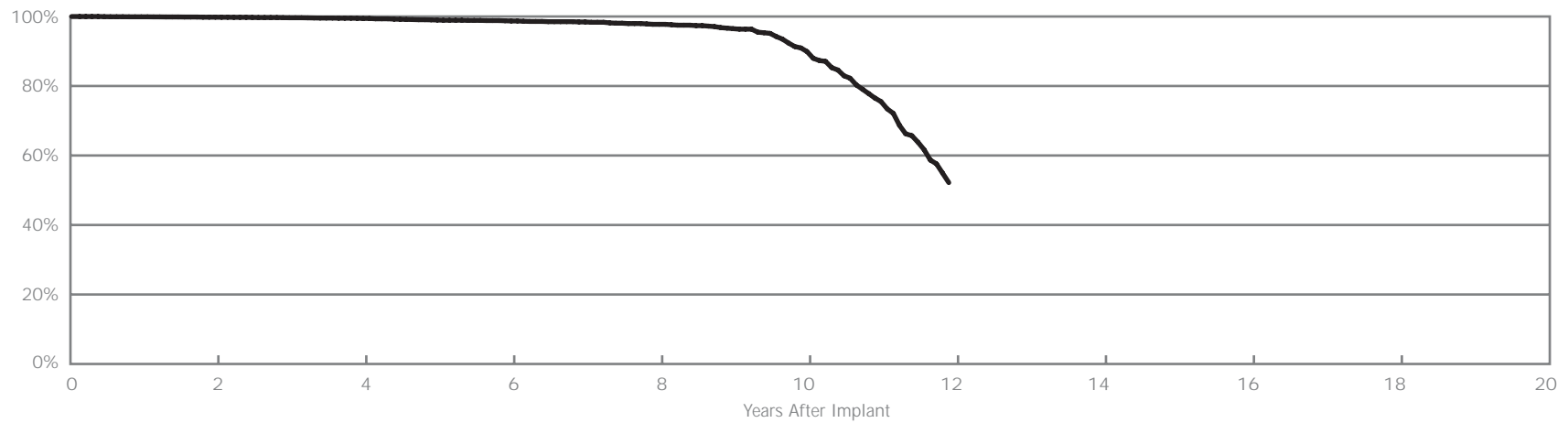
Survival from Returns and Complaints



Year	2	4	6	8	10	12	at 148 months			
Survival Probability	99.86%	99.54%	99.20%	98.56%	96.98%	46.80%	28.55%			
± 1 standard error	0.04%	0.07%	0.11%	0.17%	0.35%	1.70%	1.68%			
Sample Size	9400	6800	4600	3100	1600	600	200			

Phoenix® III (Models 2204 & 2205)	
US Market Release	October 1994
Registered US Implants	6,748
Estimated Longevity	6.3 Years
Number of Advisories	None

Survival from Returns and Complaints

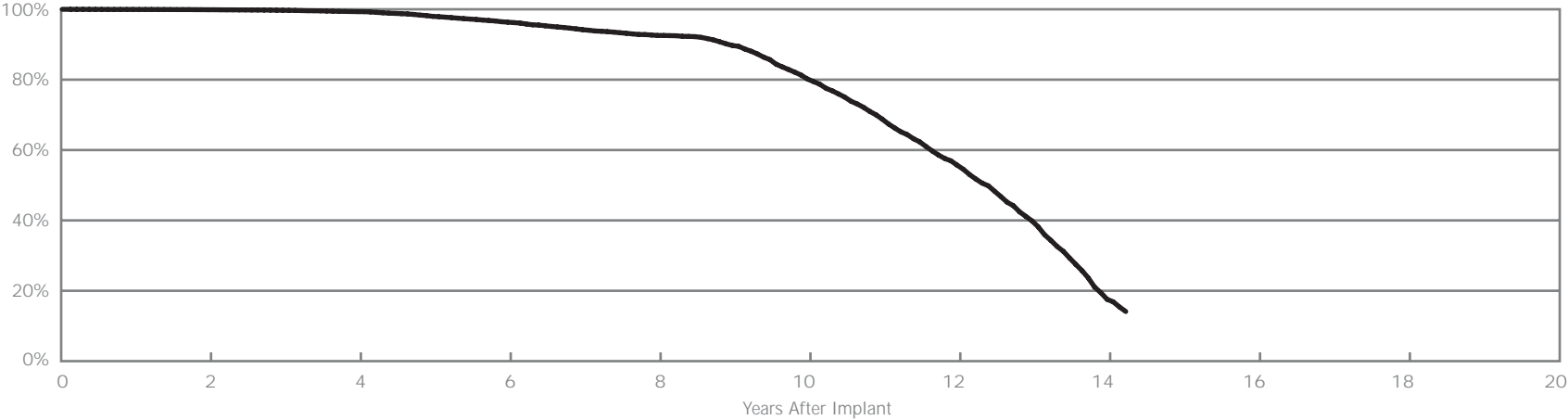


Year	2	4	6	8	10	at 143 months				
Survival Probability	99.80%	99.44%	98.71%	97.75%	89.91%	52.19%				
± 1 standard error	0.06%	0.12%	0.21%	0.37%	1.12%	2.47%				
Sample Size	4500	3000	1800	1000	500	200				

PULSE GENERATORS

Solus® II (Models 2006 & 2007)	
US Market Release	February 1993
Registered US Implants	32,331
Estimated Longevity	6.0 Years
Number of Advisories	None

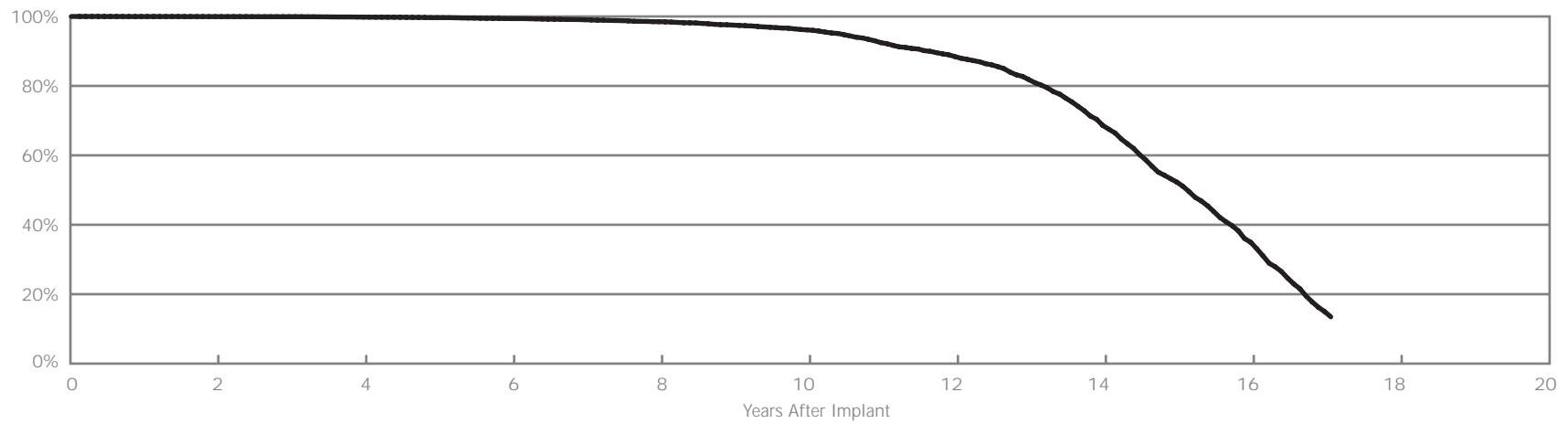
Survival from Returns and Complaints



Year	2	4	6	8	10	12	14	at 171 months		
Survival Probability	99.87%	99.33%	96.34%	92.56%	80.19%	55.69%	17.58%	14.11%		
± 1 standard error	0.02%	0.06%	0.16%	0.28%	0.70%	1.10%	1.02%	0.94%		
Sample Size	24500	17700	11100	4300	1900	1000	400	200		

Phoenix® II (Models 2005, 2008 & 2009)	
US Market Release	July 1990
Registered US Implants	26,790
Estimated Longevity	8.3 Years
Number of Advisories	None

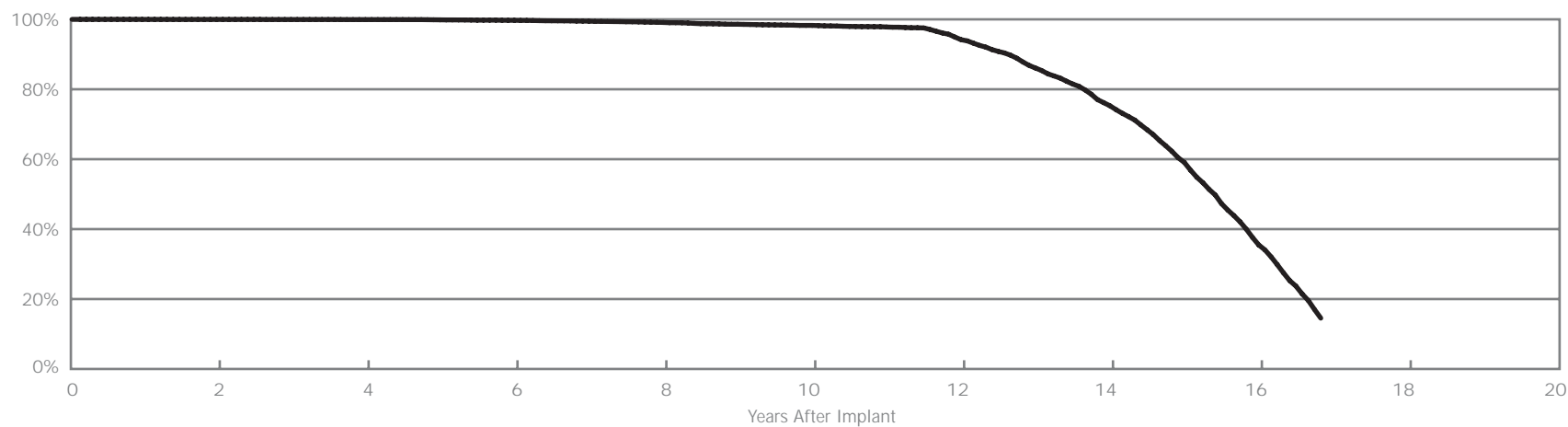
Survival from Returns and Complaints



Year	2	4	6	8	10	12	14	16	at 205 months
Survival Probability	99.96%	99.81%	99.38%	98.49%	96.13%	88.45%	68.61%	34.96%	13.48%
± 1 standard error	0.01%	0.03%	0.07%	0.14%	0.27%	0.56%	0.98%	1.18%	0.93%
Sample Size	18900	13000	8900	5800	3600	2200	1400	600	200

Solus® (Models 2002 & 2003)	
US Market Release	June 1990
Registered US Implants	23,867
Estimated Longevity	8.3 Years
Number of Advisories	None

Survival from Returns and Complaints



Year	2	4	6	8	10	12	14	16	at 202 months
Survival Probability	99.97%	99.93%	99.73%	99.11%	98.27%	94.19%	75.29%	35.47%	14.54%
± 1 standard error	0.01%	0.02%	0.05%	0.09%	0.15%	0.36%	0.91%	1.26%	1.05%
Sample Size	18800	14300	10500	7500	5000	2900	1500	600	200

SUMMARY & LONGEVITY INFORMATION

Pulse Generators

Single-Chamber



ST. JUDE MEDICAL™
MORE CONTROL. LESS RISK.

Malfunction and Normal Battery Depletion Summary Information*

Models	Family	US Market Release Date	Registered US Implants	Estimated Active US Implants	Malfunctions w/ Compromised Therapy	Malfunctions w/o Compromised Therapy	Malfunctions w/o Compromised Therapy (under advisory)	Malfunctions w/o Compromised Therapy (premature battery depletion)	Total Malfunctions	Total Normal Battery Depletion
5626	Zephyr XL SR	May-07	7689	7176	0	1	0	0	1	0
5620	Zephyr SR	Mar-07	3806	3500	0	0	0	0	0	0
5610	Victory SR	Dec-05	11416	9390	0	1	0	0	1	0
5160	Integrity Adx SR	May-03	3394	2072	0	0	0	0	0	6
5156/5157/5056	Verity Adx XL SR/ SR(M/S)/SC	May-03	12958	9136	1	3	0	0	4	1
5180	Identity Adx SR	May-03	19027	12049	0	6	0	2	8	33
5172	Identity SR	Nov-01	21854	9594	1	30	1	4	36	258
5136	Integrity μ SR	Dec-00	11959	3265	0	6	0	0	6	188
5142	Integrity SR	Apr-00	10488	3728	1	4	0	0	5	22
5130/5131	Affinity SR	Jan-99/Jun-99	28657	8187	4	36	17	0	57	73

*Based on returned product analysis as of December 31, 2008.

PULSE GENERATORS

Including Normal Battery Depletion Summary Information*

Models	Family	Survival Probability									
		1 year	2 year	3 year	4 year	5 year	6 year	7 year	8 year	9 year	10 year
5626	Zephyr XL SR**	99.97%									
5620	Zephyr SR**	100.00%									
5610	Victory SR	99.95%	99.95%								
5160	Integrity Adx SR	99.93%	99.93%	99.47%	99.07%						
5156/5157/5056	Verity Adx XL SR/ SR(M/S)/SC	99.95%	99.95%	99.88%	99.88%	99.88%					
5180	Identity Adx SR	99.94%	99.90%	99.82%	98.80%	96.16%					
5172	Identity SR	99.93%	99.72%	99.33%	98.59%	95.83%					
5136	Integrity μ SR	99.98%	99.91%	99.86%	99.29%	96.72%	93.64%				
5142	Integrity SR	99.96%	99.91%	99.91%	99.87%	99.83%	99.72%	99.25%	97.47%		
5130/5131	Affinity SR	99.81%	99.69%	99.61%	99.43%	99.32%	99.00%	98.56%	97.97%	97.36%	

*Based on returned product analysis as of December 31, 2008.

**No survival probability is stated at one year due to the device not meeting the required minimum sample size of 200 U.S. implants with 12 consecutive months of data. Please refer to the individual device graphs for data up to one year.

Excluding Normal Battery Depletion Summary Information*

Models	Family	Survival Probability									
		1 year	2 year	3 year	4 year	5 year	6 year	7 year	8 year	9 year	10 year
5626	Zephyr XL SR**	99.97%									
5620	Zephyr SR**	100.00%									
5610	Victory SR	99.95%	99.95%								
5160	Integrity Adx SR	100.00%	100.00%	100.00%	100.00%						
5156/5157/5056	Verity Adx XL SR/ SR(M/S)/SC	99.95%	99.95%	99.92%	99.92%	99.92%					
5180	Identity Adx SR	99.98%	99.96%	99.96%	99.68%	99.68%					
5172	Identity SR	99.95%	99.87%	99.76%	99.64%	99.30%					
5136	Integrity μ SR	99.98%	99.98%	99.95%	99.89%	99.80%	99.80%				
5142	Integrity SR	99.96%	99.91%	99.91%	99.91%	99.91%	99.91%	99.84%	99.84%		
5130/5131	Affinity SR	99.81%	99.69%	99.62%	99.53%	99.50%	99.48%	99.46%	99.42%	99.37%	

*Based on returned product analysis as of December 31, 2008.

**No survival probability is stated at one year due to the device not meeting the required minimum sample size of 200 U.S. implants with 12 consecutive months of data. Please refer to the individual device graphs for data up to one year.

PACING LEADS

Bipolar & Unipolar

Active & Passive Fixation

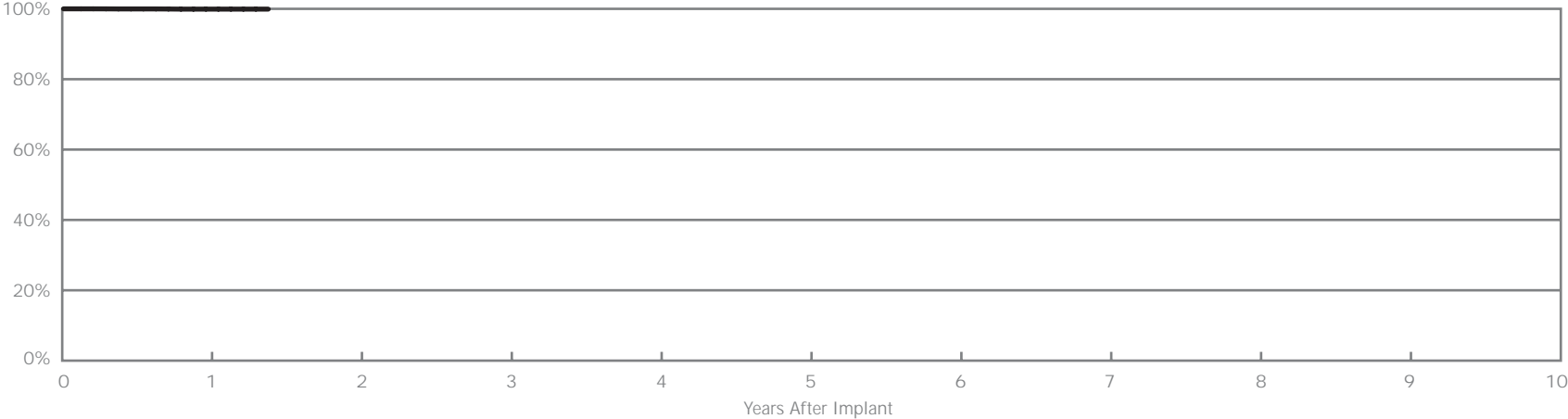


ST. JUDE MEDICAL™
MORE CONTROL. LESS RISK.

PACING LEADS

OptiSense® (Models 1699T & 1699TC)			
US Market Release	May 2007	Type and/or Fixation	Active
Registered US Implants	10,841	Polarity	Bipolar
Estimated Active US Implants	10,155	Steroid	Yes
Insulation	Silicone	Number of Advisories	None
Laboratory Analysis			
Implant Damage	15	Electrical Malfunction	0
		Other	3
		Insulation Disruption	0
		Explant Damage	1
		Conductor Disruption	0
		Non-Electrical Workmanship	0
		Crimps, Welds, Bonds	0
		Non-Electrical Anomaly	0
		Partial Lead	2

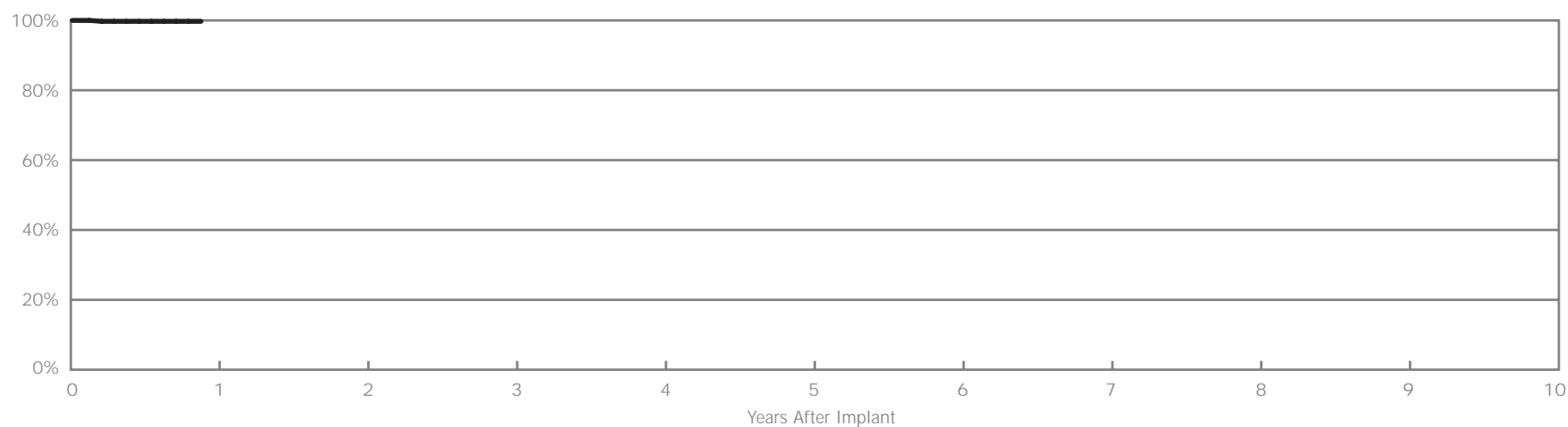
Survival from Returns and Complaints



Year	1	at 17 months								
Survival Probability	99.92%	99.92%								
± 1 standard error	0.04%	0.04%								
Sample Size	600	200								

OptiSense® (Models 1699T & 1699TC)			
SCORE Results		Qualifying Complications	
Number of Devices Enrolled in Study	411	Lead Dislodgement	1
Cumulative Months of Follow-Up	2,585		

Survival from SCORE Registry

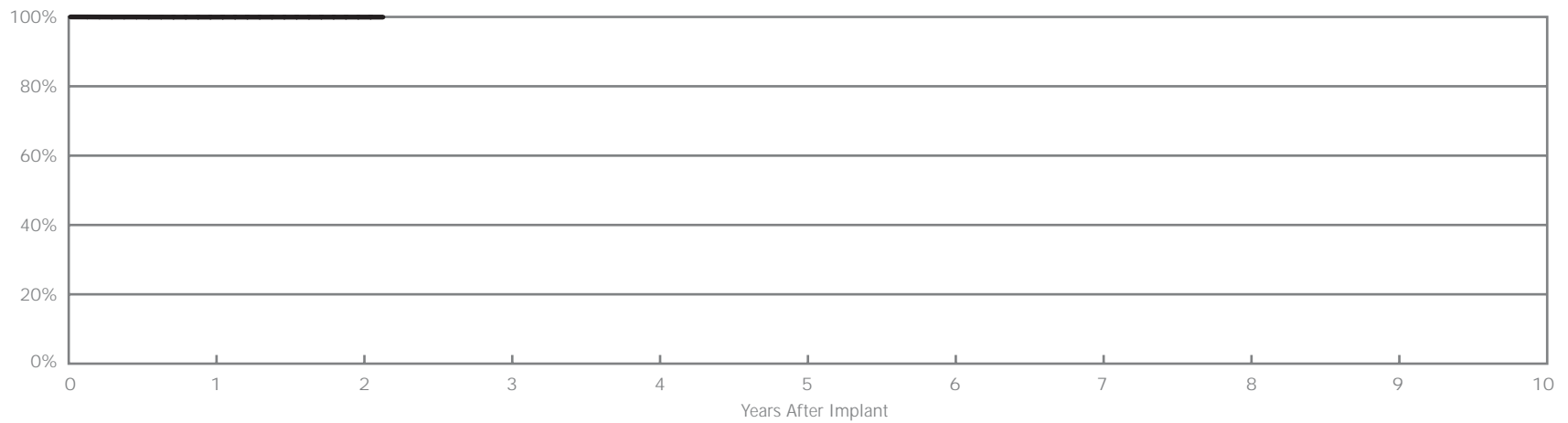


Year	at 10 months									
Survival Probability	99.74%									
± 1 standard error	0.26%									
Sample Size	64									

PACING LEADS

Tendril® ST Optim® (Models 1888T & 1888TC)			
US Market Release	June 2006	Type and/or Fixation	Active
Registered US Implants	78,719	Polarity	Bipolar
Estimated Active US Implants	73,406	Steroid	Yes
Insulation	Optim*	Number of Advisories	None
Laboratory Analysis			
Implant Damage	79	Electrical Malfunction	3
		Other	36
		Insulation Disruption	3
		Explant Damage	32
		Conductor Disruption	0
		Non-Electrical Workmanship	3
		Crimps, Welds, Bonds	0
		Non-Electrical Anomaly	0
		Partial Lead	1

Survival from Returns and Complaints

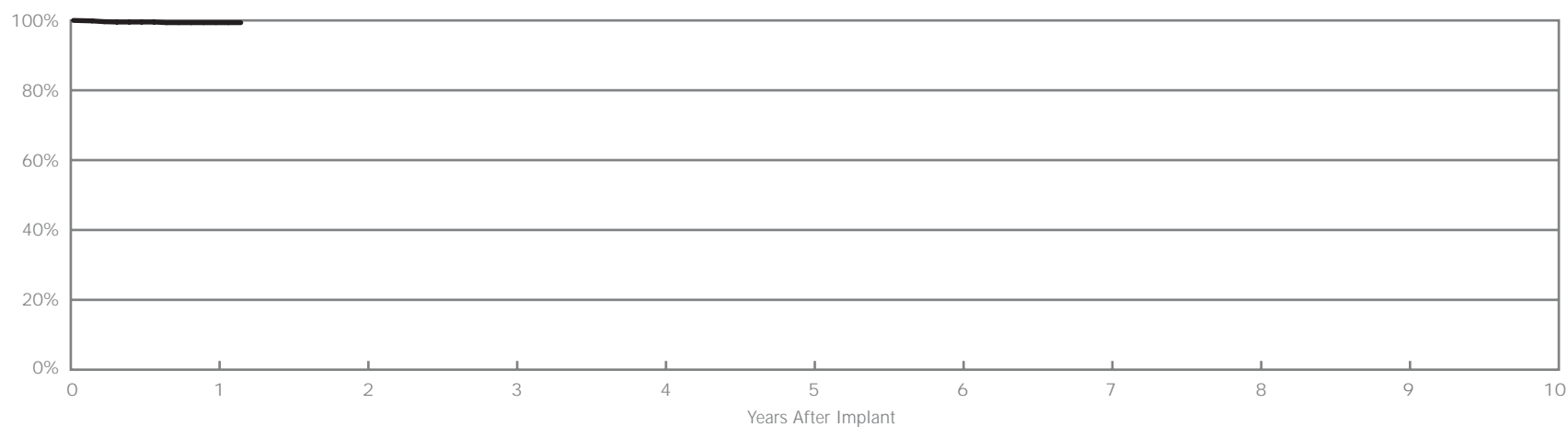


Year	1	2	at 26 months							
Survival Probability	99.95%	99.95%	99.95%							
± 1 standard error	0.01%	0.01%	0.01%							
Sample Size	52500	12700	200							

*Optim® insulation is a copolymer of silicone and polyurethane.

Tendril® ST Optim® (Models 1888T & 1888TC)			
SCORE Results		Qualifying Complications	
Number of Devices Enrolled in Study	1,439	Lead Dislodgement	5
Cumulative Months of Follow-Up	8,464	Extracardiac Stimulation	1
		Abnormal Pacing Impedance	1

Survival from SCORE Registry

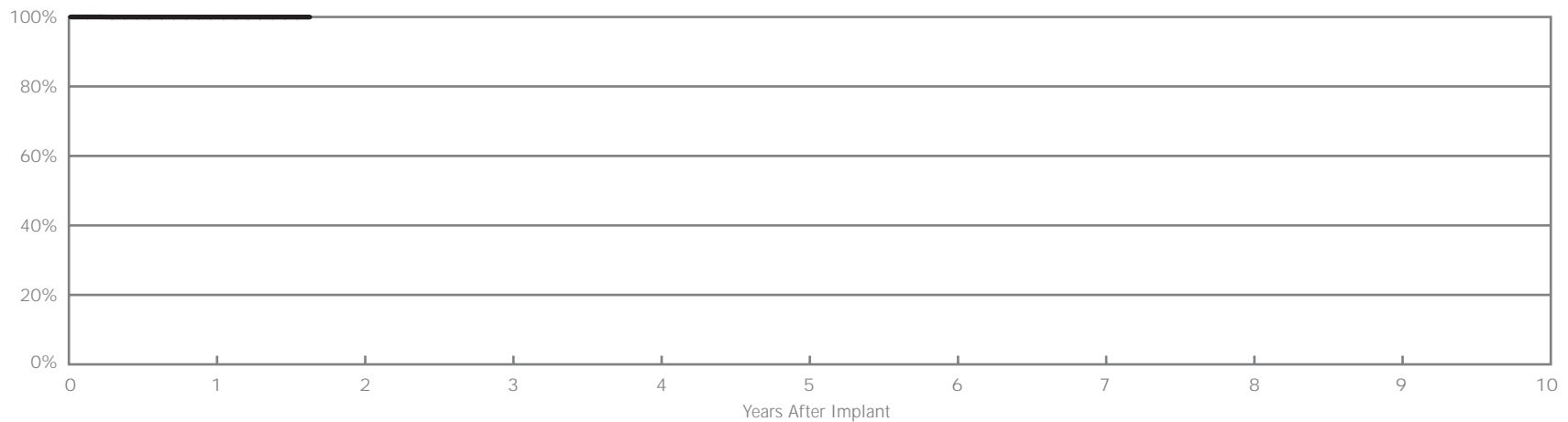


Year	1	at 14 months								
Survival Probability	99.47%	99.47%								
± 1 standard error	0.20%	0.20%								
Sample Size	147	65								

PACING LEADS

Tendril® ST Optim® (Models 1882T & 1882TC)			
US Market Release	June 2006	Type and/or Fixation	Active
Registered US Implants	5,397	Polarity	Bipolar
Estimated Active US Implants	5,138	Steroid	Yes
Insulation	Optim*	Number of Advisories	None
Laboratory Analysis			
Implant Damage	9	Electrical Malfunction	0
		Other	6
		Insulation Disruption	0
		Explant Damage	5
		Conductor Disruption	0
		Non-Electrical Workmanship	1
		Crimps, Welds, Bonds	0
		Non-Electrical Anomaly	0
		Partial Lead	0

Survival from Returns and Complaints

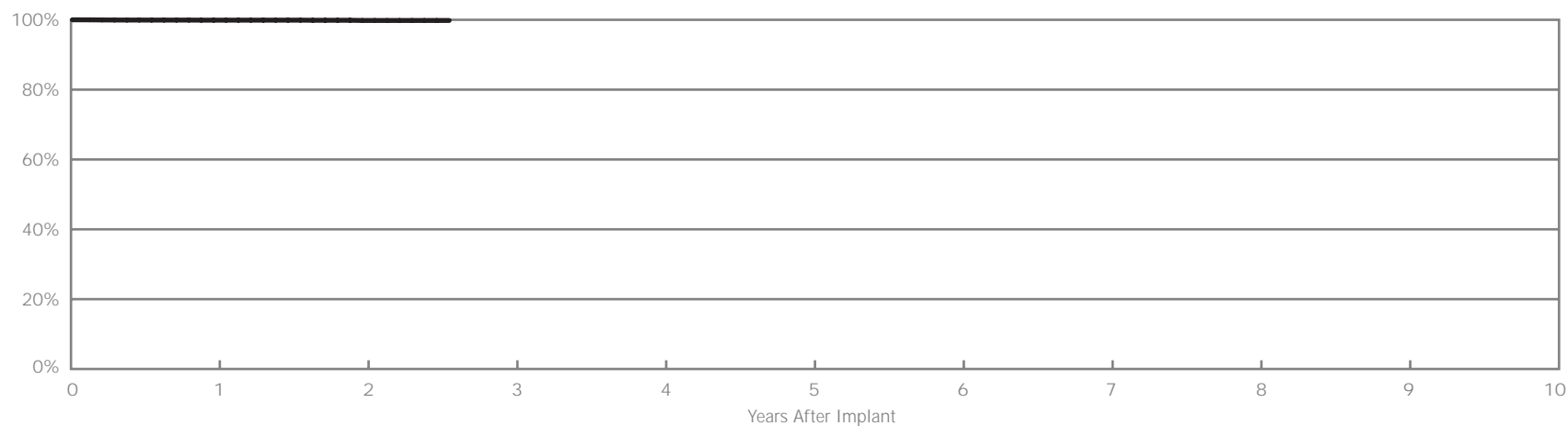


Year	1	at 20 months								
Survival Probability	99.97%	99.97%								
± 1 standard error	0.03%	0.03%								
Sample Size	3500	100								

*Optim® insulation is a copolymer of silicone and polyurethane.

Tendril® (Models 1782T & 1782TC)			
US Market Release	February 2006	Type and/or Fixation	Active
Registered US Implants	10,040	Polarity	Bipolar
Estimated Active US Implants	9,060	Steroid	Yes
Insulation	Silicone	Number of Advisories	None
Laboratory Analysis			
Implant Damage	84	Electrical Malfunction	2
		Other	13
		Insulation Disruption	1
		Conductor Disruption	1
		Crimps, Welds, Bonds	0
		Explant Damage	9
		Non-Electrical Workmanship	2
		Non-Electrical Anomaly	1
		Partial Lead	1

Survival from Returns and Complaints

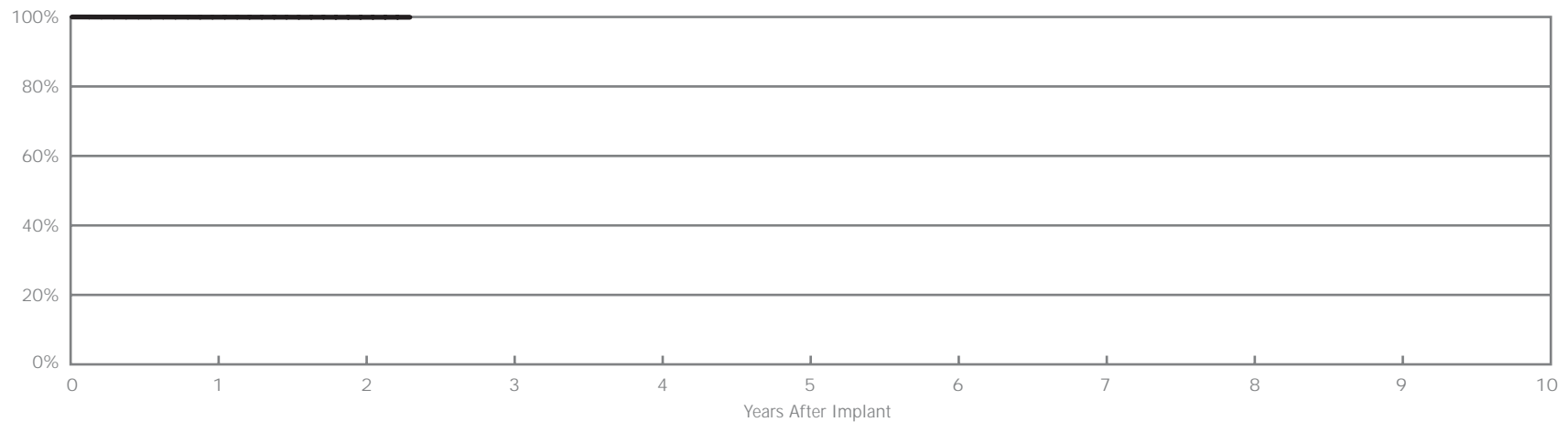


Year	1	2	at 31 months						
Survival Probability	99.90%	99.81%	99.81%						
± 1 standard error	0.03%	0.05%	0.08%						
Sample Size	8100	3700	100						

PACING LEADS

Tendril® (Models 1788T & 1788TC)			
US Market Release	February 2006	Type and/or Fixation	Active
Registered US Implants	51,659	Polarity	Bipolar
Estimated Active US Implants	46,274	Steroid	Yes
Insulation	Silicone	Number of Advisories	None
Laboratory Analysis			
Implant Damage	288	Electrical Malfunction	7
		Other	53
		Insulation Disruption	7
		Explant Damage	33
		Conductor Disruption	0
		Non-Electrical Workmanship	17
		Crimps, Welds, Bonds	0
		Non-Electrical Anomaly	2
		Partial Lead	1

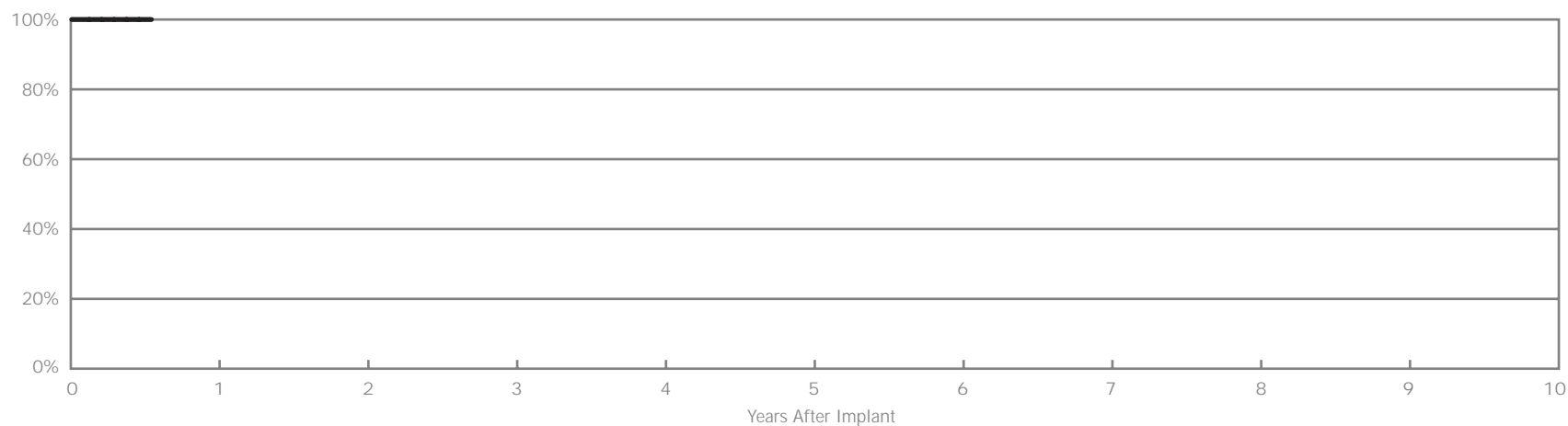
Survival from Returns and Complaints



Year	1	2	at 28 months							
Survival Probability	99.95%	99.92%	99.92%							
± 1 standard error	0.01%	0.02%	0.02%							
Sample Size	43500	19900	500							

Tendril® (Models 1788T & 1788TC)	
SCORE Results	Qualifying Complications: None
Number of Devices Enrolled in Study	109
Cumulative Months of Follow-Up	764

Survival from SCORE Registry

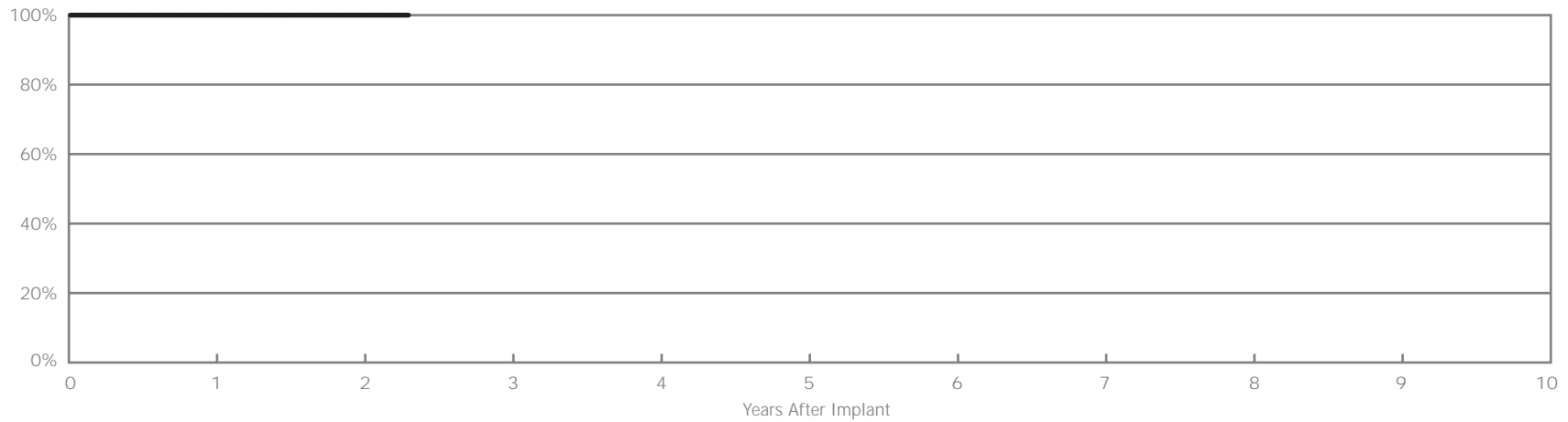


Year	at 7 months									
Survival Probability	100.00%									
± 1 standard error	0.00%									
Sample Size	56									

PACING LEADS

IsoFlex® P (Model 1644T)			
US Market Release	April 2005	Type and/or Fixation	Passive
Registered US Implants	901	Polarity	Bipolar
Estimated Active US Implants	760	Steroid	Yes
Insulation	Polyurethane	Number of Advisories	None
Laboratory Analysis			
Implant Damage	0	Electrical Malfunction	0
		Other	1
		Insulation Disruption	0
		Explant Damage	1
		Conductor Disruption	0
		Non-Electrical Workmanship	0
		Crimps, Welds, Bonds	0
		Non-Electrical Anomaly	0
		Partial Lead	0

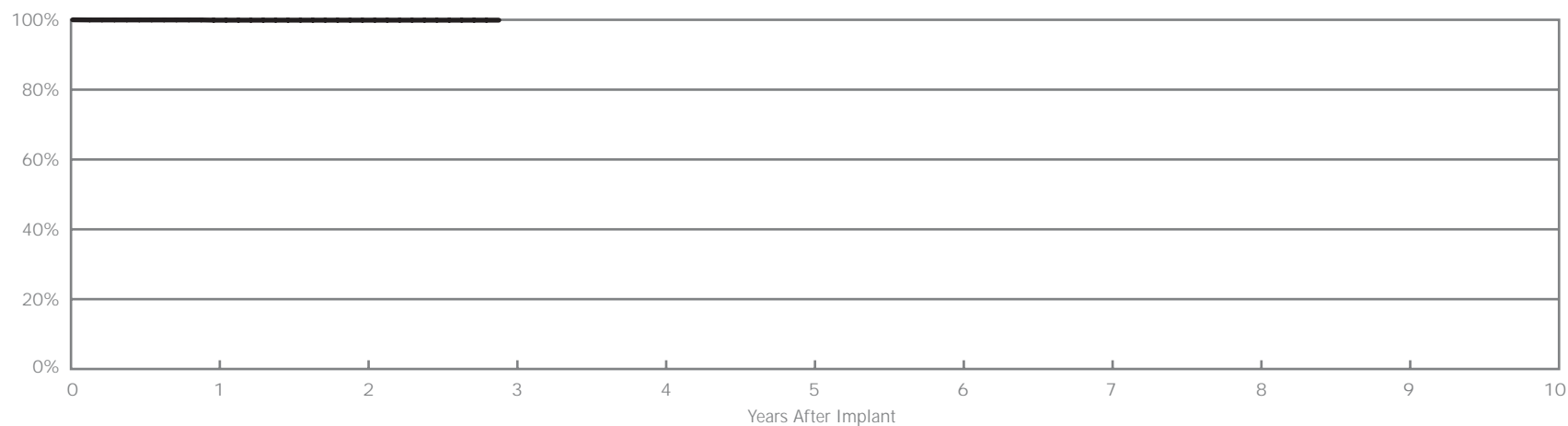
Survival from Returns and Complaints



Year	1	2	at 28 months							
Survival Probability	100.00%	100.00%	100.00%							
± 1 standard error	0.00%	0.00%	0.00%							
Sample Size	800	500	100							

IsoFlex® P (Model 1648T)			
US Market Release	April 2005	Type and/or Fixation	Passive
Registered US Implants	2,585	Polarity	Bipolar
Estimated Active US Implants	2,208	Steroid	Yes
Insulation	Polyurethane	Number of Advisories	None
Laboratory Analysis			
Implant Damage	4	Electrical Malfunction	0
		Other	2
		Insulation Disruption	0
		Explant Damage	1
		Conductor Disruption	0
		Non-Electrical Workmanship	0
		Crimps, Welds, Bonds	0
		Non-Electrical Anomaly	1
		Partial Lead	0

Survival from Returns and Complaints

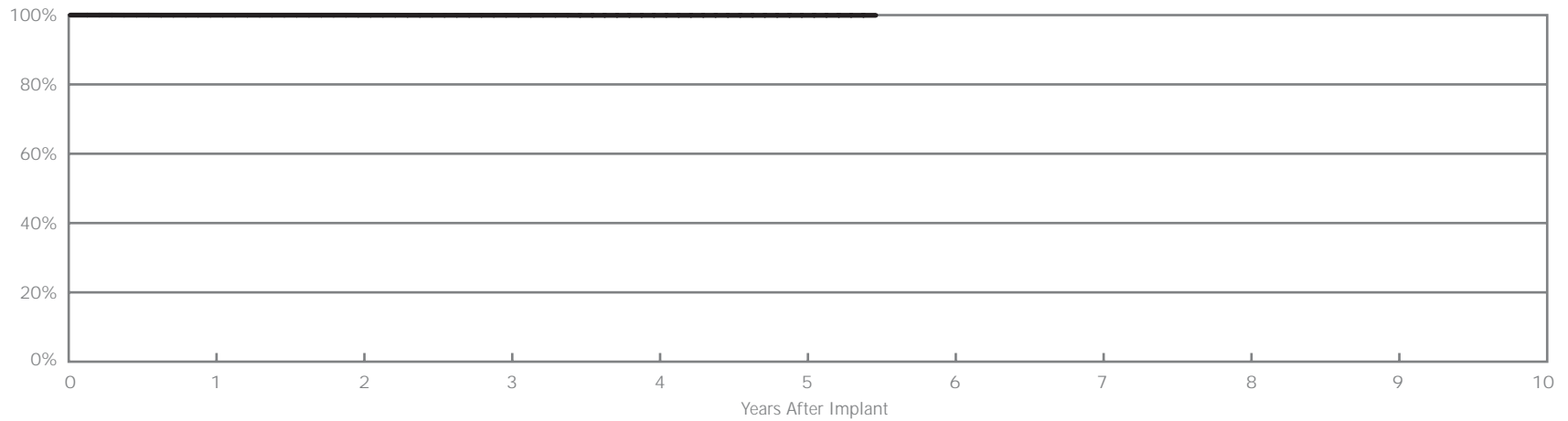


Year	1	2	at 35 months						
Survival Probability	99.90%	99.90%	99.90%						
± 1 standard error	0.04%	0.07%	0.07%						
Sample Size	2200	1200	100						

PACING LEADS

IsoFlex® S (Model 1642T)			
US Market Release	May 2002	Type and/or Fixation	Passive
Registered US Implants	20,475	Polarity	Bipolar
Estimated Active US Implants	16,585	Steroid	Yes
Insulation	Silicone	Number of Advisories	None
Laboratory Analysis			
Implant Damage	23	Electrical Malfunction	3
		Insulation Disruption	1
		Conductor Disruption	0
		Crimps, Welds, Bonds	2
		Other	22
		Explant Damage	7
		Non-Electrical Workmanship	13
		Non-Electrical Anomaly	0
		Partial Lead	2

Survival from Returns and Complaints

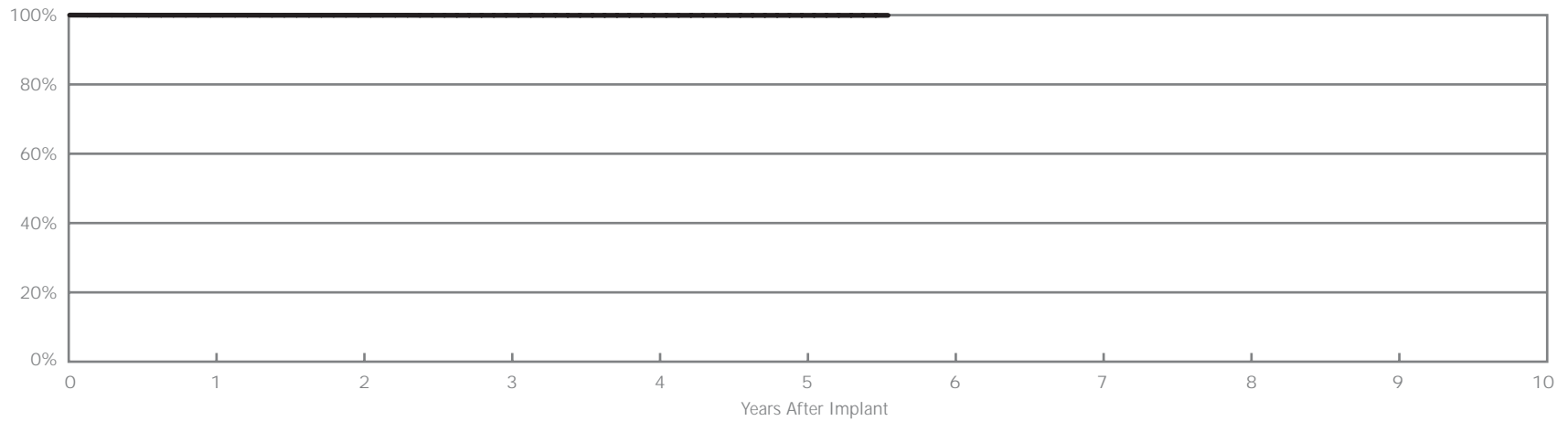


Year	1	2	3	4	5	at 66 months				
Survival Probability	99.98%	99.97%	99.96%	99.94%	99.94%	99.94%				
± 1 standard error	0.01%	0.01%	0.02%	0.03%	0.03%	0.03%				
Sample Size	18300	12900	8700	5100	2100	500				

PACING LEADS

IsoFlex® S (Model 1646T)			
US Market Release	May 2002	Type and/or Fixation	Passive
Registered US Implants	67,871	Polarity	Bipolar
Estimated Active US Implants	53,316	Steroid	Yes
Insulation	Silicone	Number of Advisories	None
Laboratory Analysis			
Implant Damage	117	Electrical Malfunction	9
		Insulation Disruption	4
		Conductor Disruption	4
		Crimps, Welds, Bonds	1
		Other	23
		Explant Damage	16
		Non-Electrical Workmanship	4
		Non-Electrical Anomaly	0
		Partial Lead	3

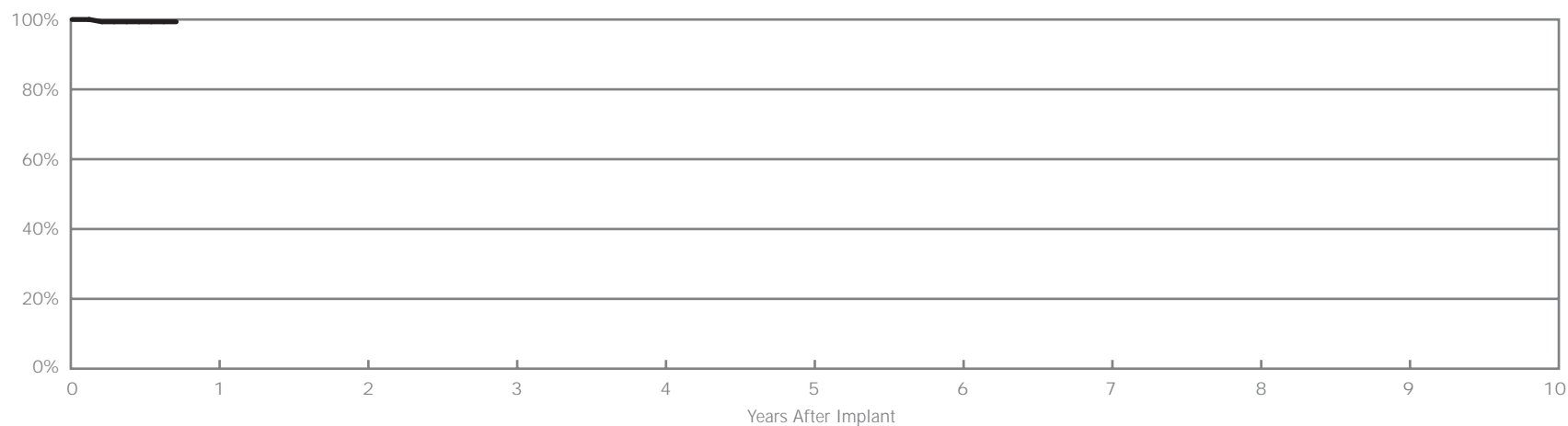
Survival from Returns and Complaints



Year	1	2	3	4	5	at 67 months				
Survival Probability	99.97%	99.96%	99.94%	99.93%	99.93%	99.93%				
± 1 standard error	0.01%	0.01%	0.01%	0.01%	0.01%	0.01%				
Sample Size	60700	42100	27500	15700	6400	200				

IsoFlex® S (Model 1646T)			
SCORE Results		Qualifying Complications	
Number of Devices Enrolled in Study	188	Lead Dislodgement	1
Cumulative Months of Follow-Up	1,136		

Survival from SCORE Registry

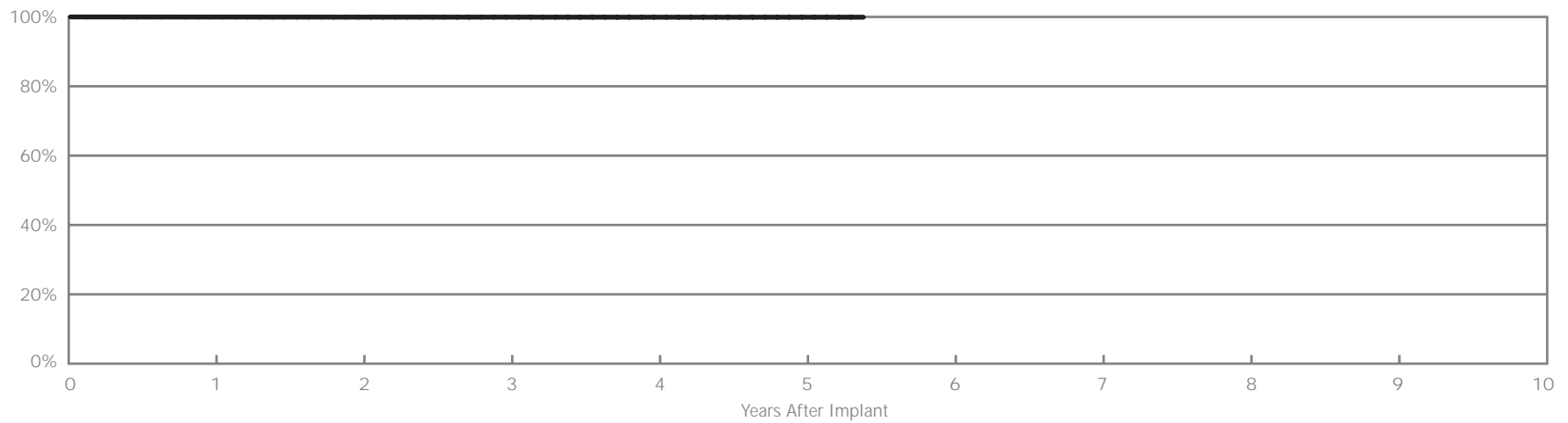


Year	at 9 months									
Survival Probability	99.35%									
± 1 standard error	0.65%									
Sample Size	50									

PACING LEADS

Tendril® SDX (Models 1688T & 1688TC)			
US Market Release	June 2003	Type and/or Fixation	Active
Registered US Implants	284,331	Polarity	Bipolar
Estimated Active US Implants	228,828	Steroid	Yes
Insulation	Silicone	Number of Advisories	None
Laboratory Analysis			
Implant Damage	499	Electrical Malfunction	128
		Other	122
		Insulation Disruption	51
		Explant Damage	83
		Conductor Disruption	62
		Non-Electrical Workmanship	30
		Crimps, Welds, Bonds	15
		Non-Electrical Anomaly	2
		Partial Lead	7

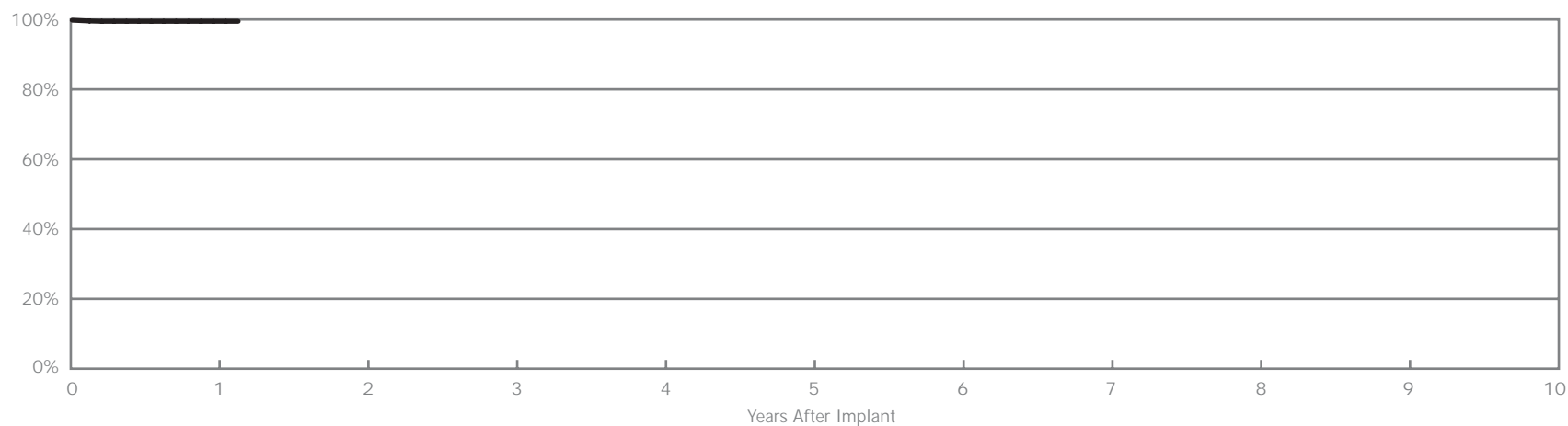
Survival from Returns and Complaints



Year	1	2	3	4	5	at 65 months				
Survival Probability	99.97%	99.95%	99.94%	99.92%	99.92%	99.92%				
± 1 standard error	0.00%	0.00%	0.01%	0.01%	0.01%	0.01%				
Sample Size	261000	196100	129200	63700	19300	100				

Tendril® SDX (Models 1688T & 1688TC)			
SCORE Results		Qualifying Complications	
Number of Devices Enrolled in Study	510	Lead Dislodgement	1
Cumulative Months of Follow-Up	3,444		

Survival from SCORE Registry

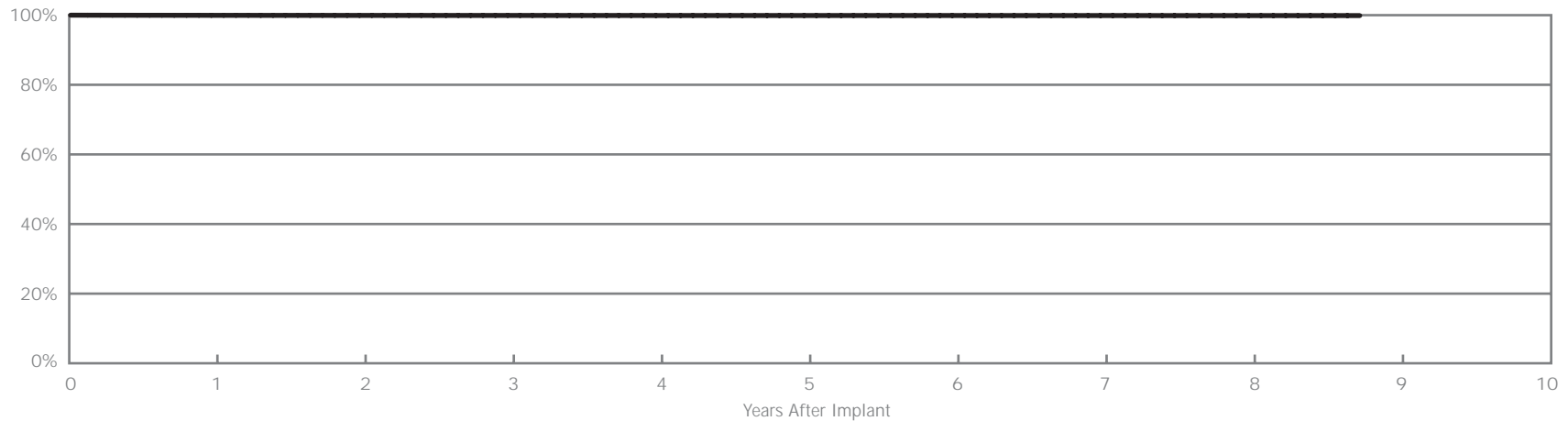


Year	1	at 13 months								
Survival Probability	99.79%	99.79%								
± 1 standard error	0.21%	0.21%								
Sample Size	81	60								

PACING LEADS

Tendril® SDX (Models 1488T & 1488TC)			
US Market Release	March 2000	Type and/or Fixation	Active
Registered US Implants	270,983	Polarity	Bipolar
Estimated Active US Implants	160,752	Steroid	Yes
Insulation	Silicone	Number of Advisories	None
Laboratory Analysis			
Implant Damage	793	Electrical Malfunction	194
		Other	158
		Insulation Disruption	66
		Explant Damage	105
		Conductor Disruption	119
		Non-Electrical Workmanship	34
		Crimps, Welds, Bonds	9
		Non-Electrical Anomaly	3
		Partial Lead	16

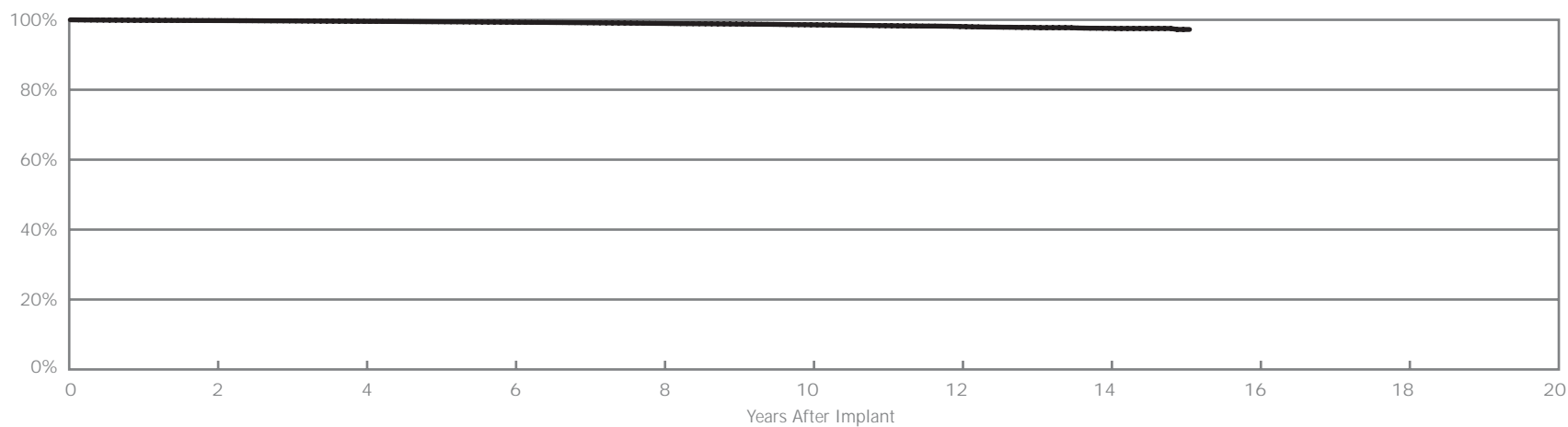
Survival from Returns and Complaints



Year	1	2	3	4	5	6	7	8	at 105 months	
Survival Probability	99.95%	99.93%	99.92%	99.90%	99.90%	99.90%	99.89%	99.88%	99.88%	
± 1 standard error	0.00%	0.01%	0.01%	0.01%	0.01%	0.01%	0.01%	0.01%	0.01%	
Sample Size	263600	230100	202000	169900	132900	90300	48300	18700	200	

Tendril® (Models 1148 & 1188T); Tendril® DX (Models 1388T & 1388TC)			
US Market Release	(1148) June 1993; (1188T) June 1994; (1388T) June 1997	Type and/or Fixation	Active
Registered US Implants	315,594	Polarity	Bipolar
Estimated Active US Implants	140,001	Steroid	(1148/1188) No; (1388) Yes
Insulation	Silicone	Number of Advisories	None

Survival from Returns and Complaints

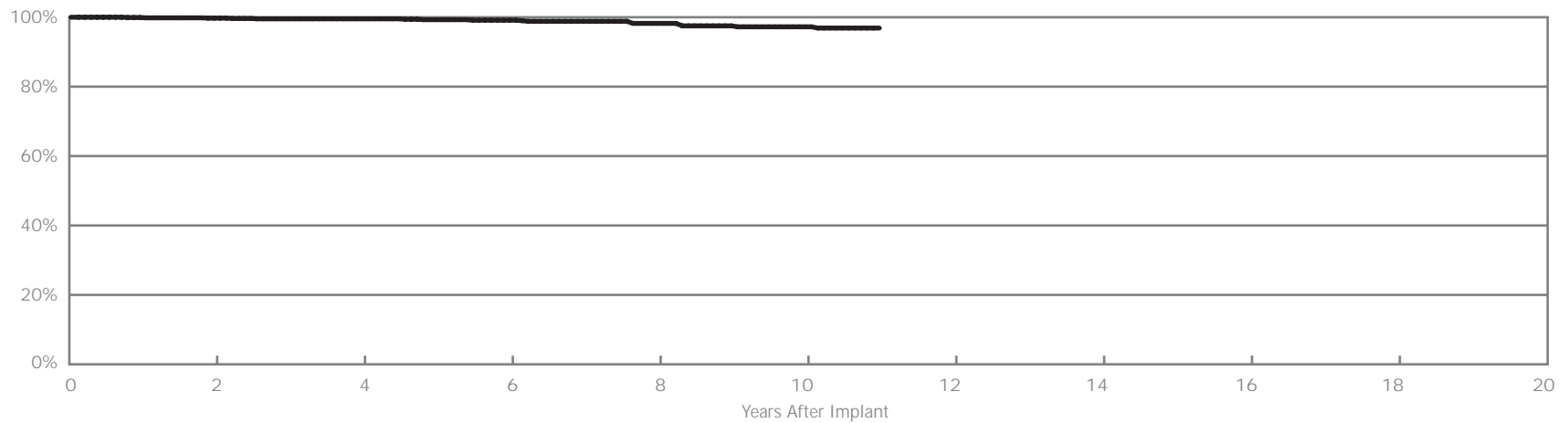


Year	2	4	6	8	10	12	14	at 181 months		
Survival Probability	99.78%	99.57%	99.32%	98.97%	98.58%	98.08%	97.57%	97.24%		
± 1 standard error	0.01%	0.01%	0.02%	0.03%	0.04%	0.06%	0.12%	0.31%		
Sample Size	270400	209000	149700	96600	46000	15500	4000	100		

PACING LEADS

Tendril® (Model 1188K) Tendril® DX (Model 1388K)			
US Market Release (1188K) June 1995; (1388K) June 1997		Type and/or Fixation	Active
Registered US Implants	1,334	Polarity	Unipolar
Estimated Active US Implants	387	Steroid	(1188K) No; (1388K) Yes
Insulation	Silicone	Number of Advisories	None

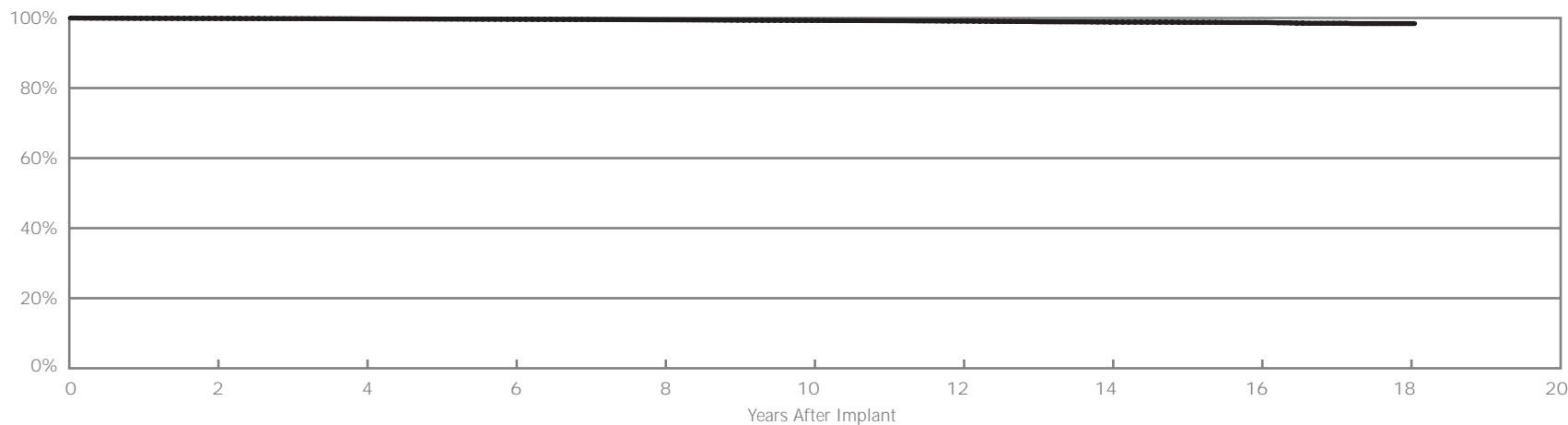
Survival from Returns and Complaints



Year	2	4	6	8	10	at 132 months				
Survival Probability	99.74%	99.54%	99.15%	98.23%	97.24%	97.24%				
± 1 standard error	0.15%	0.20%	0.30%	0.51%	0.71%	0.71%				
Sample Size	1200	1000	700	500	300	300				

Passive Plus® (Models 1136T, 1142T, 1146T, 1222T, 1226T, 1236T, 1242T & 1246T) Passive Plus® DX (Models 1336T, 1342T & 1346T)			
US Market Release	(1336T) August 1999; (1342T, 1346T) January 1998; (1136T, 1142T, 1146T) June 1994; (1222T, 1226T, 1236T, 1242T, 1246T) April 1990	Type and/or Fixation	Passive
Registered US Implants	370,504	Polarity	Bipolar
Estimated Active US Implants	124,393	Steroid	(1136T, 1142T, 1146T, 1222T, 1226T, 1236T, 1242T, 1246T) No; (1336T, 1342T, 1346T) Yes
Insulation	Silicone	Number of Advisories	None
		<small>(1136T, 1142T, 1146T, 1222T, 1226T, 1236T, 1242T & 1246T) are no longer being manufactured.</small>	

Survival from Returns and Complaints

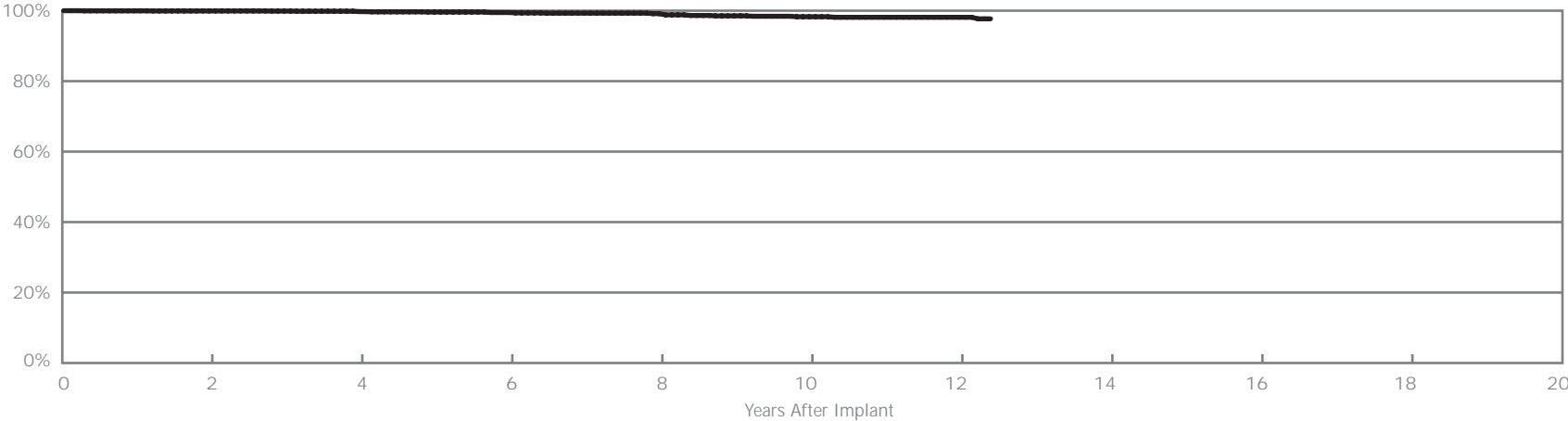


Year	2	4	6	8	10	12	14	16	18	at 217 months
Survival Probability	99.87%	99.76%	99.64%	99.49%	99.32%	99.13%	98.85%	98.73%	98.42%	98.42%
± 1 standard error	0.01%	0.01%	0.01%	0.02%	0.02%	0.03%	0.05%	0.06%	0.14%	0.14%
Sample Size	318800	254700	189700	124800	73700	39600	17300	6000	900	100

PACING LEADS

Passive Plus® (Models 1135K, 1143K, 1145K, 1235K, 1243K & 1245K) Passive Plus® DX (Models 1343K & 1345K)		
US Market Release (1135K, 1143K, 1145K) July 1994; (1235K, 1243K, 1245K) August 1995; (1343K, 1345K) June 1998	Type and/or Fixation	Passive
	Polarity	Unipolar
	Steroid (1135K, 1143K, 1145K, 1235K, 1243K, 1245K) No: (1343K, 1345K) Yes	
Registered US Implants	4,481	
Estimated Active US Implants	1,206	Number of Advisories
		None
Insulation	Silicone	(1135K, 1143K, 1145K, 1235K, 1243K & 1245K) are no longer being manufactured.

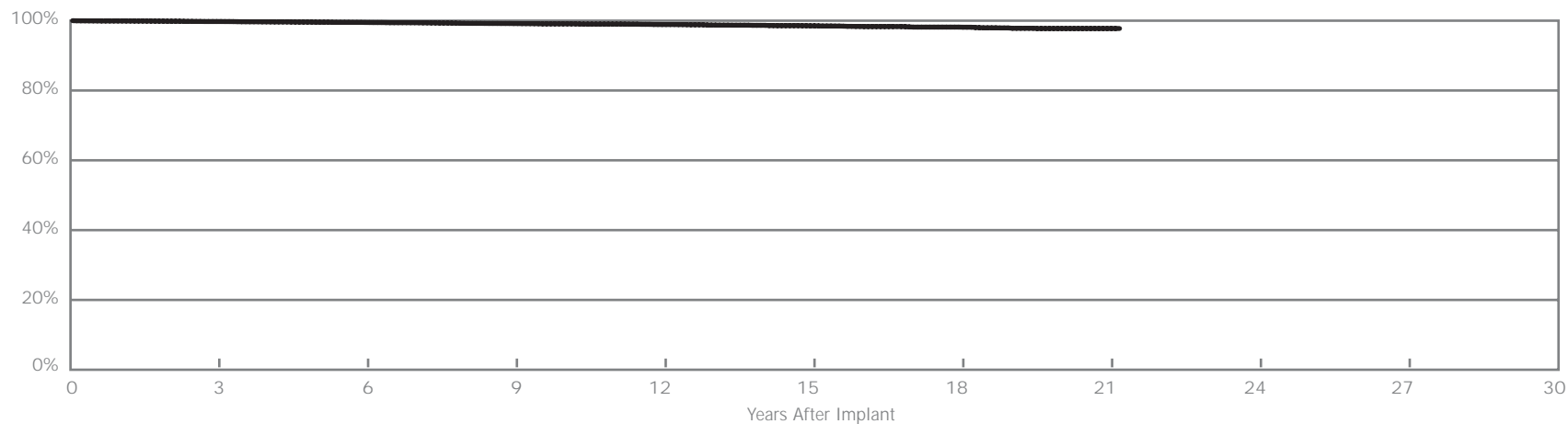
Survival from Returns and Complaints



Year	2	4	6	8	10	12	at 149 months			
Survival Probability	99.92%	99.74%	99.48%	99.15%	98.29%	98.13%	97.69%			
± 1 standard error	0.04%	0.06%	0.14%	0.21%	0.36%	0.39%	0.58%			
Sample Size	3700	3000	2200	1500	900	400	100			

ACE® (Models 1015M & 1025M)			
US Market Release (1025M) August 1982; (1015M) August 1991		Type and/or Fixation	Passive
Registered US Implants	23,874	Polarity	Unipolar
Estimated Active US Implants	3,387	Steroid	No
Insulation	Silicone	Number of Advisories	None

Survival from Returns and Complaints

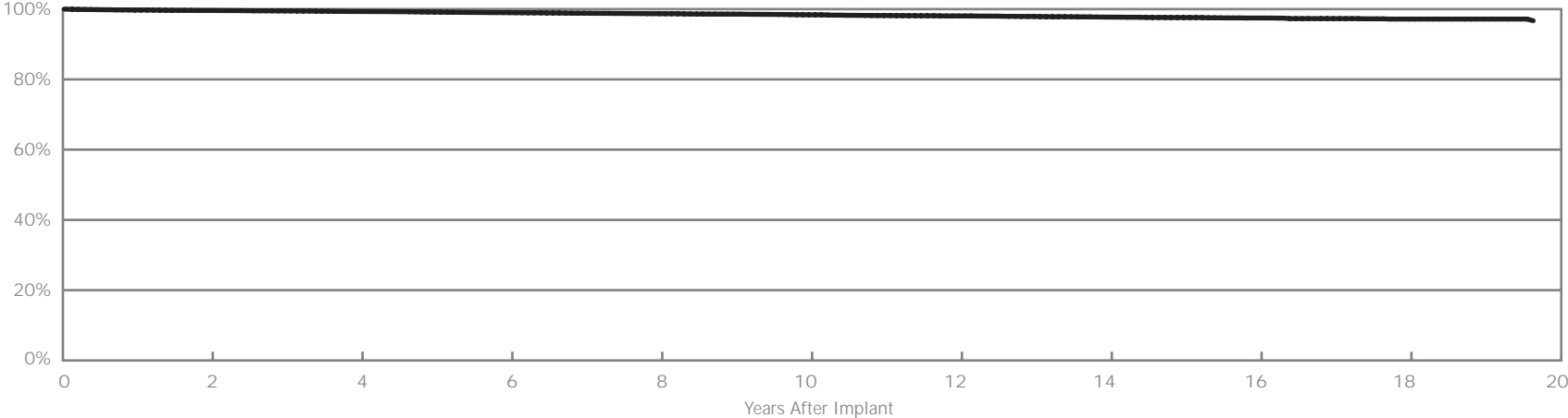


Year	3	6	9	12	15	18	21	at 255 months		
Survival Probability	99.76%	99.49%	99.18%	98.90%	98.53%	98.16%	97.76%	97.76%		
± 1 standard error	0.04%	0.06%	0.08%	0.10%	0.13%	0.17%	0.22%	0.22%		
Sample Size	18300	13000	9200	6500	4500	2900	200	100		

PACING LEADS

Fast-Pass® (Models 1018T & 1028T)			
US Market Release (1018T) February 1988; (1028T) July 1990		Type and/or Fixation	Active
Registered US Implants	28,030	Polarity	Bipolar
Estimated Active US Implants	4,411	Steroid	No
Insulation	Silicone	Number of Advisories	None

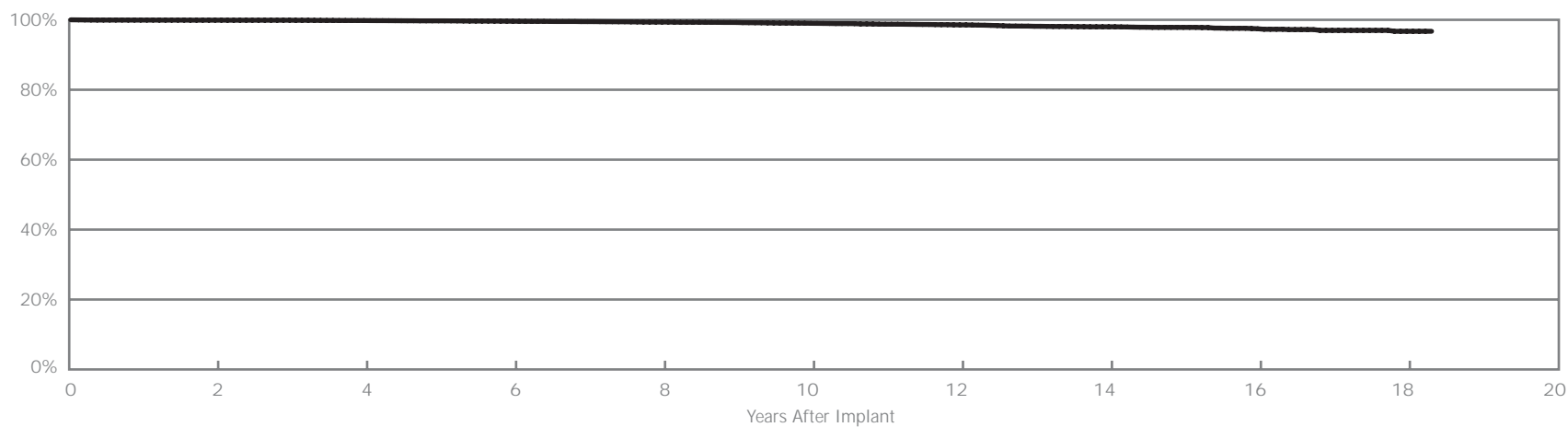
Survival from Returns and Complaints



Year	2	4	6	8	10	12	14	16	18	at 236 months
Survival Probability	99.62%	99.33%	99.00%	98.70%	98.38%	98.06%	97.72%	97.47%	97.17%	96.71%
± 1 standard error	0.04%	0.05%	0.07%	0.08%	0.10%	0.12%	0.13%	0.15%	0.20%	0.20%
Sample Size	24600	20500	16900	13800	10900	8500	6700	4500	1500	100

Permathane® ACE (Models 1036T & 1038T)			
US Market Release	June 1989	Type and/or Fixation	Passive
Registered US Implants	19,672	Polarity	Bipolar
Estimated Active US Implants	3,009	Steroid	No
Insulation	Polyurethane	Number of Advisories	None

Survival from Returns and Complaints

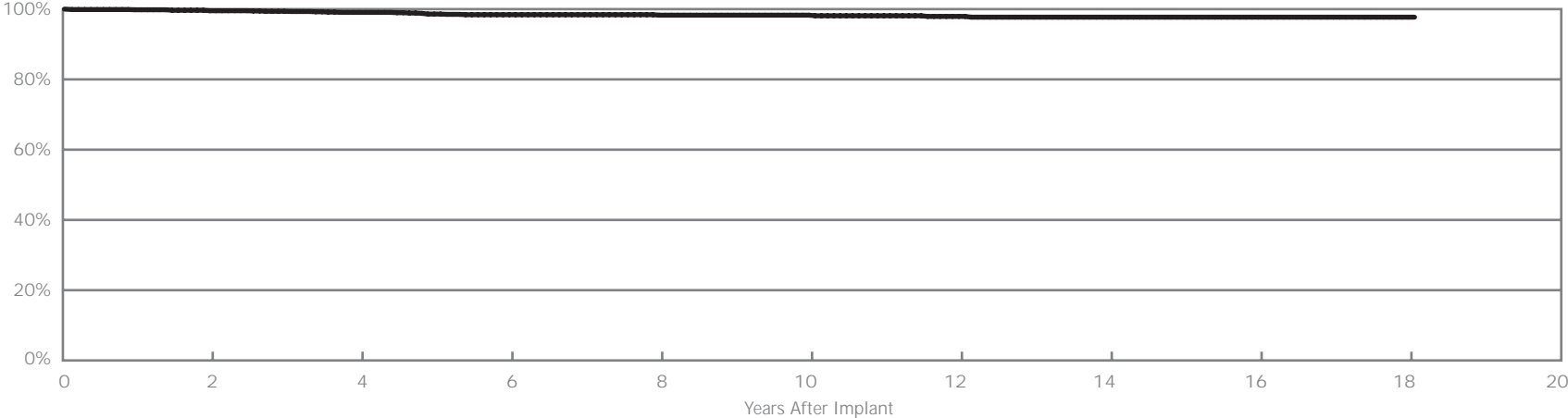


Year	2	4	6	8	10	12	14	16	18	at 220 months
Survival Probability	99.90%	99.80%	99.59%	99.36%	99.00%	98.55%	98.01%	97.44%	96.72%	96.72%
± 1 standard error	0.02%	0.04%	0.05%	0.08%	0.10%	0.14%	0.18%	0.24%	0.41%	0.41%
Sample Size	17100	13800	11100	8700	6800	5100	3700	1800	500	100

PACING LEADS

Fast-Pass® (Model 1007)			
US Market Release	June 1987	Type and/or Fixation	Active
Registered US Implants	1,740	Polarity	Unipolar
Estimated Active US Implants	235	Steroid	No
Insulation	Silicone	Number of Advisories	None

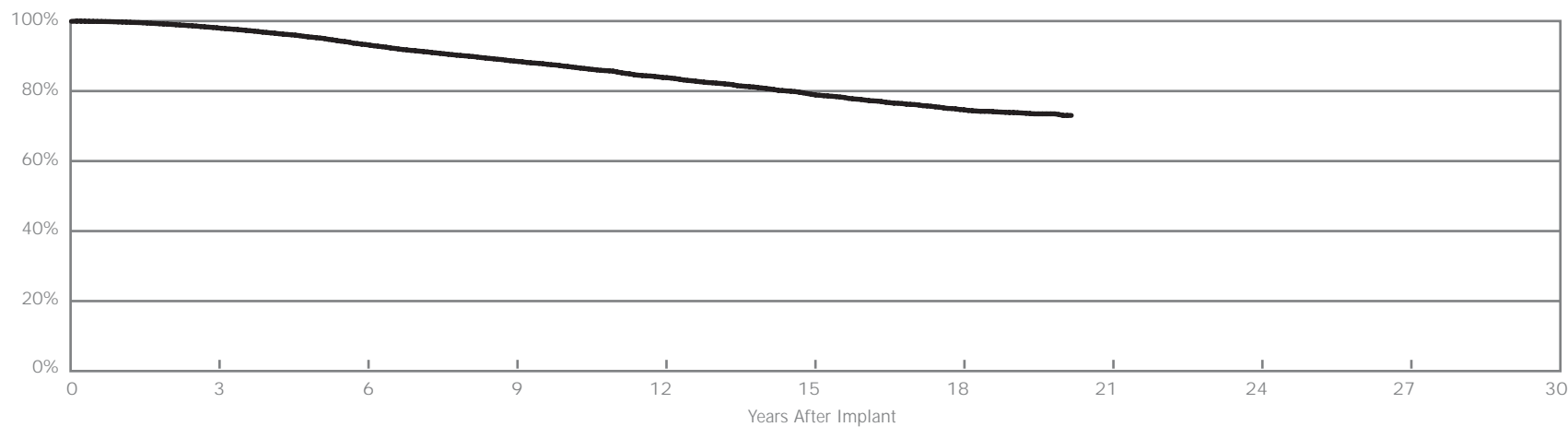
Survival from Returns and Complaints



Year	2	4	6	8	10	12	14	16	18	at 217 months
Survival Probability	99.54%	99.07%	98.41%	98.28%	98.28%	97.92%	97.71%	97.71%	97.71%	97.71%
± 1 standard error	0.14%	0.26%	0.36%	0.36%	0.38%	0.46%	0.50%	0.50%	0.50%	0.50%
Sample Size	1500	1300	1000	800	700	500	400	300	200	200

ACE® (Models 1016T & 1026T)			
US Market Release	June 1987	Type and/or Fixation	Active
Registered US Implants	24,199	Polarity	Bipolar
Estimated Active US Implants	2,196	Steroid	No
Insulation	Silicone	Number of Advisories (see pages 218-223)	One

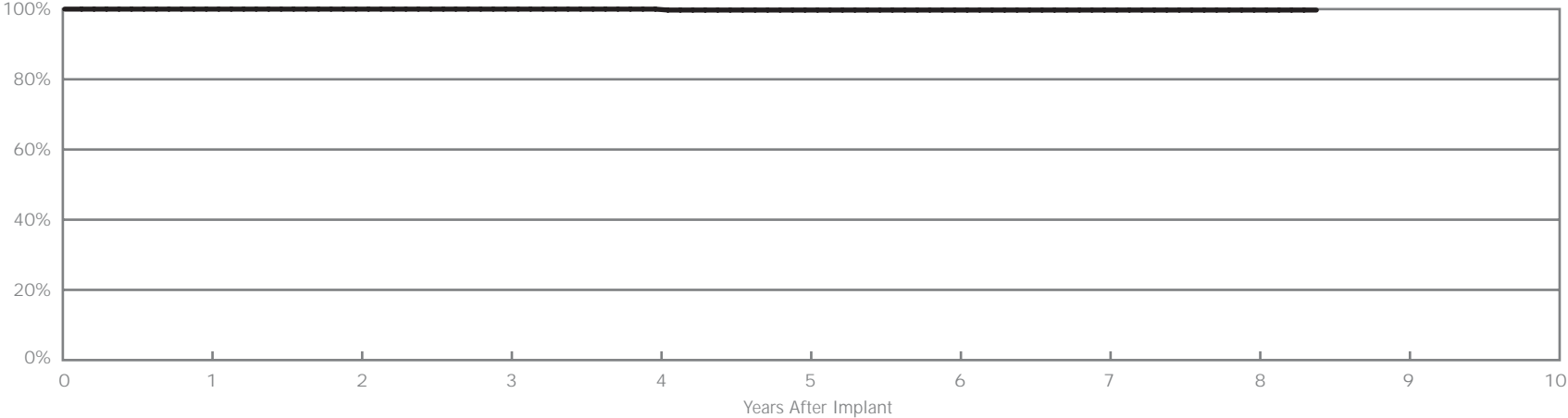
Survival from Returns and Complaints



Year	3	6	9	12	15	18	at 243 months			
Survival Probability	98.08%	93.29%	88.57%	83.88%	79.08%	74.72%	73.04%			
± 1 standard error	0.10%	0.20%	0.28%	0.36%	0.45%	0.54%	0.67%			
Sample Size	19300	13500	8800	5900	3900	2600	100			

Permathane® ACE (Model 1035M)			
US Market Release	March 1987	Type and/or Fixation	Passive
Registered US Implants	655	Polarity	Unipolar
Estimated Active US Implants	65	Steroid	No
Insulation	Polyurethane	Number of Advisories	None

Survival from Returns and Complaints



Year	1	2	3	4	5	6	7	8	at 101 months
Survival Probability	100.00%	100.00%	100.00%	100.00%	99.73%	99.73%	99.73%	99.73%	99.73%
± 1 standard error	0.00%	0.00%	0.00%	0.00%	0.27%	0.27%	0.27%	0.27%	0.27%
Sample Size	600	500	500	400	400	300	300	200	200

LABORATORY ANALYSIS

Pacing Leads

Bipolar & Unipolar

Active & Passive Fixation



ST. JUDE MEDICAL™
MORE CONTROL. LESS RISK.

Laboratory Analysis*													
Models	US Market Release Date	Registered US Implants	Estimated Active US Implants	Implant Damage	Electrical Malfunctions				Other				
					Insulation Disruption	Conductor Disruption	Crimps, Welds, Bonds	Total Electrical Malfunctions	Explant Damage	Non-Electrical Workmanship	Non-Electrical Anomaly	Partial Lead	Total Other
1699T/TC	May-07	10841	10155	15	0	0	0	0	1	0	0	2	3
1888T/TC	Jun-06	78719	73406	79	3	0	0	3	32	3	0	1	36
1882T/TC	Jun-06	5397	5138	9	0	0	0	0	5	1	0	0	6
1782T/TC	Feb-06	10040	9060	84	1	1	0	2	9	2	1	1	13
1788T/TC	Feb-06	51659	46274	288	7	0	0	7	33	17	2	1	53
1644T	Apr-05	901	760	0	0	0	0	0	1	0	0	0	1
1648T	Apr-05	2585	2208	4	0	0	0	0	1	0	1	0	2
1642T	May-02	20475	16585	23	1	0	2	3	7	13	0	2	22
1646T	May-02	67871	53316	117	4	4	1	9	16	4	0	3	23
1688T/TC	Jun-03	284331	228828	499	51	62	15	128	83	30	2	7	122
1488T/TC	Mar-00	270983	160752	793	66	119	9	194	105	34	3	16	158

*Based on returned product analysis as of December 31, 2008.

The laboratory analysis results are categorized into one of the following three categories:

- **Implant Damage** - obvious damage incurred at the time of attempted implant, including but not limited to insulation cuts and damage, helix overtorque, and stylet perforation.
- **Electrical Malfunction** - a disruption in the insulation or conductors resulting in compromised electrical performance. Electrical malfunction data are further broken down into one of the following three subcategories:
 - *Insulation Disruption* - leads exhibiting wear and abrasion that extends through the insulation and exposes the conductors.
 - *Conductor Disruption* - leads exhibiting cable and coil fractures, including those attributed to subclavian crush.
 - *Crimps, Welds, Bonds* - leads exhibiting malfunctions related to crimps, welds, and bonds.
- **Other** - includes other returns not attributed to damage incurred at the attempted implant and not resulting in compromised electrical failures. The Other category of data is further broken down into one of the following four subcategories:
 - *Explant Damage* - leads exhibiting physical damage incurred at the time of explant.
 - *Non-Electrical Workmanship* - leads exhibiting some out of specification mechanical condition, such as a bent connector pin or helix anomaly.
 - *Non-Electrical Anomaly* - leads not associated with a complaint but exhibiting some anomalous condition that did not result in an electrical malfunction. An example would be a lead exhibiting some insulation disruption that did not extend through and therefore did not compromise the function of the lead.
 - *Partial Lead* - leads with an alleged malfunction that are returned not in its entirety; as a result, it was not possible to perform a complete analysis and confirm the malfunction.

IMPLANTABLE CARDIAC MONITORS

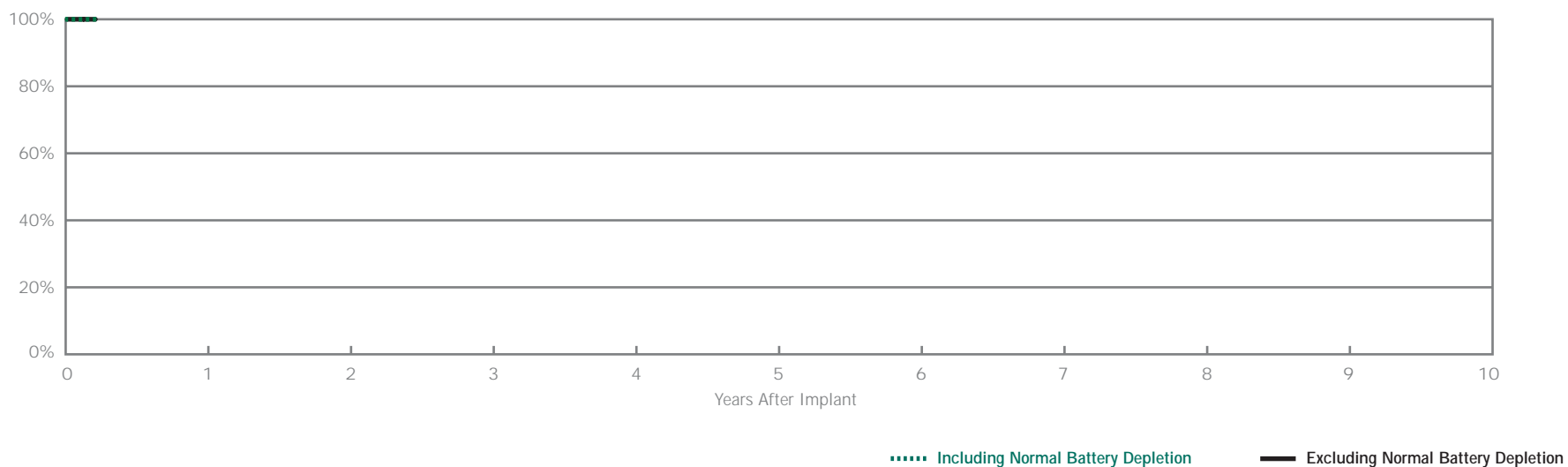


ST. JUDE MEDICAL™
MORE CONTROL. LESS RISK.

IMPLANTABLE CARDIAC MONITORS

SJM Confirm™ (Model DM2100)			
US Market Release	August 2008	Normal Battery Depletion	0
Registered US Implants	629	Malfunctions	0
Estimated Active US Implants	608	Malfunctions w/ Compromised Therapy	0
Estimated Longevity	3.0 Years*	Malfunctions w/o Compromised Therapy	0
		Number of Advisories	None

Survival from Returns and Complaints



Including Normal Battery Depletion										
Year	at 3 months									
Survival Probability	100.00%									
± 1 standard error	0.00%									
Sample Size	400									

Excluding Normal Battery Depletion										
Year	1									
Survival Probability	100.00%									
± 1 standard error	0.00%									

*After 12 month shelf-life.

SUMMARY & LONGEVITY INFORMATION

Implantable Cardiac Monitors



ST. JUDE MEDICAL™
MORE CONTROL. LESS RISK.

IMPLANTABLE CARDIAC MONITORS

Malfunction Summary Information*					
Models	Family	US Market Release Date	Registered US Implants	Estimated Active US Implants	Confirmed Malfunctions
DM2100	Confirm	Aug-08	629	608	0

**Based on returned product analysis as of December 31, 2008.*

ADVISORIES & SAFETY ALERTS



ST. JUDE MEDICAL™
MORE CONTROL. LESS RISK.

ADVISORIES & SAFETY ALERTS

The following table summarizes recalls, advisories and safety alerts regarding St. Jude Medical implantable devices since 1999. These advisories have been previously communicated to physicians. Advisories associated with non-implantable devices such as catheters are not included in the table. For more information please contact St. Jude Medical Technical Services at 1-800-722-3774.

Model Identification	Advisory	Follow-up Recommendations at Time of Advisory
Epic ICDs (Models V-197, V-235, V-337, V-338, V-339), Epic + ICDs (Models V-196, V-233, V-236, V-239, V-350) Epic II ICDs (Models V-158, V-255, V-258, V-355, V-356, V-357) Atlas + ICDs (Model V-340, V-341, V-343, V-193, V-242, V-243) Atlas II ICDs (Models V-168, V-265, V-268, V-365, V-366, V-367)	01/16/08 Class II A very rare condition (incidence of eight in 143,000 devices worldwide; six in the US and two outside the US) that could lead to a ventricular sensing anomaly in Epic and Atlas family of implantable cardioverter defibrillators (ICDs) has been identified. A loss of ventricular sensing would prevent an ICD from being able to detect an arrhythmia. The loss of ventricular sensing anomaly can only occur when the devices' software writes to a particular memory location and only if there is a precise alignment of two timing parameters that normally do not coincide during routine operation of the device. The precise alignment requires the software write to occur at the exact time that a comparison is made during a specific 61 microsecond (µsec) window.	A simple programmer software/device firmware upgrade will resolve the issue and prevent a future occurrence. Patients who are followed on a routine basis with scheduled follow-up visits every three to six months should continue with their scheduled visit. Upon interrogation of one of the subject devices, the Merlin and Model 3510 programmers with the newly provided software will automatically identify a device that can benefit from a firmware upgrade and will instruct the clinician that an upgrade is available. St. Jude Medical, along with our independent Medical Advisory Board members, has determined that no other action is recommended. Current Status (December 31, 2008): At the time of the advisory, there were 8 worldwide (6 U.S.) devices confirmed to have been affected by this issue. As of December 31, 2008 there have been no additional devices confirmed to have this issue since the time of the advisory.
Identity SR (5172) Identity DR (5370) Identity XL DR (5376)	10/12/06 Class II A programmer software anomaly can lead to incorrect reporting of battery voltage, expected battery longevity and elective replacement indicator (ERI) status in St. Jude Medical Identity pacemakers. The anomaly does not affect the device's actual battery voltage, longevity or functionality, but could result in inaccurate reporting of the status of these measured data parameters. This software anomaly can appear in the St. Jude Medical Identity family of pacemakers when programmed by the St. Jude Medical APS III Model 3500/3510 or Merlin PCS Model 3650 programmers.	No follow-up is recommended at the time of advisory. Devices do not need to be replaced. A programmer software update, pending FDA and other regulatory agency approval, will mitigate this anomaly when the device is interrogated. Before the programmer software update is available, any subsequent measured data update that is performed during the session would be valid and the device operating magnet rate would be up-to-date. After the programmer software update is available, any device affected by this issue will be automatically corrected via the normal interrogation process. Current Status (December 31, 2008): At the time of the advisory, there were 53 worldwide (50 U.S.) devices confirmed to have been affected by this issue. As of December 31, 2008 there were an additional 77 worldwide (64 U.S.) devices confirmed with this issue, all prior to the distribution of the software fix.
Photon DR (V-230HV) (certain serial numbers), Photon Micro VR/DR (Models V-194/V-232), Atlas VR/DR (Models V-199/V-240)	10/7/05 Class II A particular vendor-supplied memory chip can be affected at a low frequency rate by background levels of atmospheric ionizing cosmic radiation ("background cosmic radiation"). The anomaly can trigger a temporary loss of pacing function and permanent loss of defibrillation support.	In the unlikely event that a device chip is affected by background cosmic radiation, the high current drain condition will deplete the battery voltage rapidly. This can result in loss of output for a period up to approximately 48 hours. During this period, the patient would be without pacing or defibrillation therapy. After this initial period, the battery will reach a voltage level at which the device will enter its "Hardware Reset Mode." This safety mode is designed to preserve the device's ability to provide VVI pacing support. A device that has been reset to the Hardware Reset Mode will operate in the VVI mode at 60 ppm, but will not be capable of providing tachycardia detection or therapy. This will be noted by a warning message on the programmer screen upon device interrogation. To assist in your patient care and following discussions with our independent Medical Advisory Board, St. Jude Medical recommends: If it is not already your current practice, physicians should perform routine device monitoring every three months for patients with the affected models listed above. In determining whether additional patient management or follow up may be needed, consider the low failure rate for the anomaly and the unique medical needs and situation of each individual patient, including whether the patient is pacemaker dependent or at high risk for life-threatening arrhythmias. If a patient's device is found in the Hardware Reset Mode, you should arrange for device replacement as soon as possible. You should continue to provide patients with the usual admonitions to keep scheduled appointments and to report all changes in symptoms. Current Status (December 31, 2008): At the time of the advisory, there were 60 worldwide (38 U.S.) devices confirmed to have been affected by this issue. As of December 31, 2008 there were an additional 42 worldwide (28 U.S.) devices confirmed with this issue. This is within the 95% confidence interval prediction made at the time of the advisory. There have been no reports of serious injury or death.

Model Identification	Advisory	Follow-up Recommendations at Time of Advisory
<p>Epic DR/HF (V-233/V-337/V-338), Epic Plus DR/VR/HF (V-236/V-239/V-196/V-239T/V-196T/V-350), Atlas DR (V-242), and Atlas Plus DR/VR/HF (V-243/V-193/V-193C/V-340/V-341/V-343).</p>	<p>6/13/05 Class II Two anomalies have been identified: 1. Due to a device software anomaly, it is possible that when the device's battery is nearing its elective replacement indicator (ERI), a charging cycle may be skipped. 2. After a capacitor charge, if a rate responsive pacing mode (e.g., DDDR, VVIR, etc.) is programmed "On," this "noise" may be interpreted by the device's accelerometer (activity sensor) as physical activity, causing a temporary increase in the pacing rate that may persist after charging is completed.</p>	<p>Two anomalies were discovered during routine product monitoring. Neither of these anomalies presents a significant clinical risk to your patients, and no clinical complications have been reported to St. Jude Medical. Both are easily corrected by performing a simple, automated software download to the device. This potentially affects approximately 30,000 implanted ICDs in the United States and includes the following model numbers: Epic DR/HF (V-233/V-337/V-338), Epic Plus DR/VR/HF (V-236/V-239/V-196/V-239T/V-196T/V-350), Atlas DR (V-242), and Atlas Plus DR/VR/HF (V-243/V-193/V-193C/V-340/V-341/V-343). The first anomaly can occur when one of the affected devices attempts to deliver multiple shocks in rapid succession. Due to a device software anomaly, it is possible that when the device's battery is nearing its elective replacement indicator (ERI), a charging cycle may be skipped. If this were to occur, the first shock will always be delivered as programmed and, if needed, the next shock in the programmed sequence would be delivered after a delay of only two to four seconds. A skipped charge would result in less than the full number of programmed shocks being available for delivery during that episode, but all delivered shocks would be at their programmed energy. This behavior was discovered as an incidental finding during analysis of one returned device that had delivered a large number of high-voltage shocks over a short time period.</p> <p>A second anomaly is caused by electrical "noise" generated as a result of the charging of the device's high-voltage capacitors. After a capacitor charge, if a rate responsive pacing mode (e.g., DDDR, VVIR, etc.) is programmed "On," this "noise" may be interpreted by the device's accelerometer (activity sensor) as physical activity, causing a temporary increase in the pacing rate that may persist after charging is completed. The degree and duration of the rate increase will depend on a variety of factors, but the rate will never exceed the programmed Maximum Sensor Rate, and the device will gradually return to the appropriate rate. The anomalous behavior, which has been observed during the performance of manual capacitor maintenance, has been traced back to a component supplied to St. Jude Medical by one vendor; therefore, only the subset of the device models listed above that were manufactured with the affected component (device serial numbers below 141000 for any model) will exhibit this behavior.</p> <p>St. Jude Medical has developed programmer software that will automatically detect the affected ICDs and download device software that will correct the "skipped charge" anomaly and mitigate the response to electrical noise. Once the upgrade is performed, the potential for a skipped charge will be eliminated. Additionally, once the upgrade is performed if a rate responsive mode is programmed "On," devices with serial numbers below 141000 will have their rate response functions suspended for the time period during which the electrical noise could be present (i.e., while significant residual voltage remains on the high-voltage capacitors); non-rate responsive pacing at the programmed base rate will continue to be provided as appropriate. This period during which rate response is suspended may last anywhere from a few minutes up to approximately 90 minutes. If rate responsive pacing was ongoing prior to charging, the pacing rate will gradually decrease to the base pacing rate according to the normal rate response recovery algorithm and will remain there while rate responsive pacing is suspended. The rate response behavior for devices with serial numbers greater than 141000 will not be affected by the software download.</p> <p>The software download for potentially affected devices will automatically be initiated the next time the patient's device is interrogated with the v4.8.5 programmer software. Since a skipped charge is more likely to occur in devices that are closer to their elective replacement indicator (ERI), St. Jude Medical recommends that if the next patient follow-up is not scheduled to occur within the next six months that the patient be seen within this time period.</p> <p>In addition, if devices are programmed to pacing settings that result in high current consumption, such as high output bi-ventricular pacing, consideration should be given to scheduling the patient for a follow-up visit within three months if it is not scheduled to occur within that time period. As always, St. Jude Medical defers to your clinical judgment on any decisions regarding the management of your patients.</p> <p>Current Status (December 31, 2008): There have been no implanted devices confirmed to have been affected by this issue since the time of the advisory.</p>

ADVISORIES & SAFETY ALERTS

Model Identification	Advisory	Follow-up Recommendations at Time of Advisory
<p>Epic (V-197, V-235), Epic+ (V-196, V-236), Epic HF (V-338), Epic+ HF (V-250), Atlas+ (V-193, V-243), Atlas+ HF (V-340), or Atlas (model V-242) ICDs</p>	<p>3/10/05 Class II A software parameter that affects the sensitivity of the reed switch in the listed devices was being set to an incorrect value which could prevent these devices from entering the magnet mode to inhibit tachy therapy when an external magnet is applied.</p>	<p>During routine product evaluation, St. Jude Medical Quality Assurance identified that a software parameter that affects the sensitivity of the reed switch in the listed devices was being set to an incorrect value during manufacturing beginning in late November of last year. This has the effect of preventing these devices from entering the magnet mode to inhibit tachy therapy when an external magnet is applied. This is a software controlled parameter that can be easily corrected via the programmer. All other bradycardia pacing and tachyarrhythmia detection and therapy features are not affected in devices subject to this notification. Until the magnet sensitivity parameter is corrected via the programmer, tachy therapy may not be properly inhibited as is customary with placement of an external magnet, but can be inhibited by using the programmer to program the device to Defib Off, and then back On as needed.</p> <p>The affected devices were manufactured during a three month period beginning November 22, 2004. To date, there have been no field reports of any magnet mode failures, nor have there been any clinical complications reported associated with this issue. Magnet mode application is usually used to inhibit tachycardia therapy such as when a patient is subjected to electrocautery during a surgical procedure. In order to remedy this situation, in addition to this notification, St. Jude Medical Sales Representatives and Field Clinical Engineers have been provided with a simple software tool that can be used to set, via the programmer, the reed switch's magnet sensitivity to the proper value. You may contact them to schedule this reprogramming at the patient's next scheduled follow-up visit or at your discretion.</p> <p>Current Status (December 31, 2008): There have been no implanted devices confirmed to have been affected by this issue since the time of the advisory.</p>
<p>Identity ADx DR Models 5286, 5380, 5386 and 5480</p>	<p>07/31/03 Class II An anomaly in the pacemaker code, which under a certain set of programmed settings and specific event timing circumstances could deliver a short coupled pacing interval of 300 ms (200 ppm). Consecutive (up to a maximum of 12) shorter than anticipated pacing intervals could be experienced.</p>	<p>St. Jude Medical's software engineering department has identified an anomaly in the pacemaker code, which under a certain set of programmed settings and specific event timing circumstances has a potential to deliver a short coupled pacing interval of approximately 300 milliseconds (200 ppm). It is also possible, however unlikely, that a patient could experience consecutive (up to a maximum of 12) shorter than anticipated pacing intervals. To date, the only clinical observation has been the delivery of a single short interval. There have been no reports of patient injury as a result of the shortened pacing interval.</p> <p>In order for the above mentioned shortened pacing interval to potentially occur, the programmed settings of the dual chamber device would have to satisfy both of the following conditions: Base rate, rate hysteresis or rest rate programmed to 55 ppm or lower Autocapture programmed ON</p> <p>Additionally, it should be noted that even with the following settings, the shortened pacing interval will not occur unless specific internal timing and other conditions are met. If the device is programmed to any other combination of settings (e.g. base rate, hysteresis rate and rest rate all at 60 ppm or above, or Autocapture programmed OFF), the scenario described above cannot occur.</p> <p>St. Jude Medical recommends that physicians review their records to identify which, if any, of their patients implanted with a subject device have programmed settings as described above. For these patients, they should schedule a pacemaker programming session as soon as possible to temporarily program Autocapture OFF or adjust the base rate, rate hysteresis and rest rate to 60 ppm or above. The root cause of potentially delivering the short pacing interval has been identified and a downloadable firmware correction has been developed to prevent any future occurrence. The revised firmware will be made available to the physicians via a new programmer software version immediately following FDA approval. The revised code will be downloaded automatically during pacer interrogation and will take approximately six seconds. At the time of the FDA approval, all newly manufactured and distributed products will also have the new pacemaker code.</p> <p>There is no need to consider replacement of the devices as the temporary programming outlined above and the forthcoming device firmware update will eliminate the potential for the described phenomenon from occurring in the future.</p> <p>Current Status (December 31, 2008): There have been no implanted devices confirmed to have been affected by this issue since the time of the advisory.</p>

Model Identification	Advisory	Follow-up Recommendations at Time of Advisory
Tempo 2102 and Meta 1256D	<p>11/04/02 Dendritic growth at the battery/hybrid connection could cause a short circuit, which in turn could result in premature battery depletion.</p>	<p>Decreased reliability has been observed in a group of these devices. The devices in the advisory population were manufactured at the Telectronics' manufacturing facility between the second quarter of 1996 and the second quarter of 1997. Premature battery depletion resulting from bridging between adjacent connectors has resulted in no output or no telemetry in 1% of this population of devices to date. The following recommendations are made: Physicians are advised to review patients who have 1256D/2102 pacemakers at an early date to evaluate pacemaker function.</p> <p>For patients who are pacemaker dependent, the physician should give consideration to explantation and replacement as soon as practicable.</p> <p>For patients who are not considered pacemaker dependent, the physician should consider replacement only if any abnormal function is identified (such as no output, telemetry loss, telemetry abnormality or premature end of life indication). All remaining non-pacemaker dependent patients with 1256D/2102 pacemakers should subsequently be reviewed at least every six months.</p>
Tempo 1102, 1902, 2102, 2902 and Meta 1256D	<p>11/04/02 Class II Dendritic growth at the battery/hybrid connection could cause a short circuit, which in turn could result in premature battery depletion.</p>	<p>This Advisory applies to a well-defined group of Tempo and Meta 1256D pulse generators which have been observed to exhibit premature battery depletion. This is an extension of a previous Tempo/Meta advisory dated 6/6/00. The following recommendations are made:</p> <p>For patients who are significantly pacemaker dependent. The decision as to whether or not to replace a pulse generator prophylactically remains one of clinical judgment. We therefore recommend that you strongly consider replacing these pulse generators on a prophylactic basis for all patients who are significantly pacemaker dependent, unless pulse generator replacement is medically contraindicated.</p> <p>For patients who are not considered pacemaker dependent. Again, this is a matter of clinical judgment. In the event a device is not replaced, continued routine monitoring is advised.</p>
Profile V-186	<p>7/13/01 Class II Failure of a ceramic capacitor could lead to sensing anomalies/early battery depletion</p>	<p>This Advisory applies to a well-defined group of Profile MD (Model V-186HV3) implantable cardioverter-defibrillators (ICDs) which have been observed to exhibit decreased reliability. These devices had specific modules (subcircuits) manufactured during a five-month period during the first half of 1999. Those potentially affected devices that have not exhibited any anomalous behavior within 24 months of manufacture are not at increased risk of failure at a later date. These failures were caused by a component anomaly that is limited to a specific, traceable lot (group) of capacitors.</p> <p>If these capacitors fail, two different clinical manifestations may be observed, depending on the location of the failed capacitors: Low Voltage Module: The devices may exhibit sudden loss of sensing or oversensing of internally generated interference (noise) resulting in aborted or delivered shocks. Due to the potential for sudden loss of sensing, which would prevent the ICD from detecting ventricular tachyarrhythmias, device replacement should be considered for patients with devices incorporating the suspect capacitors in this location. In making this decision, you should weigh the likelihood that your patient will have one of the few additional devices expected to fail against the risk associated with the replacement procedure. For patients who do not have their devices replaced, St. Jude Medical recommends monthly monitoring for the remaining months during which additional failures are expected to occur and every three months thereafter.</p> <p>High-Voltage Module: The devices may exhibit premature battery depletion with no other clinical manifestations. While the battery voltage may drop rapidly to a value near or below the device's ERL, it stabilizes for several months at a value at which the device continues to detect arrhythmias and deliver therapy appropriately. In addition, some of these devices may exhibit oversensing of internally generated electrical interference (noise), which may result in false detection of tachyarrhythmias. However, during charging, the interference abates, and the therapy is usually aborted without the delivery of inappropriate shocks to the patient. Because these devices generally continue to respond appropriately to spontaneous tachyarrhythmias, and because the battery voltage stabilizes for several months at a level that does not compromise device function, St. Jude Medical recommends that patients with devices incorporating suspect capacitors in this location be monitored monthly for the remaining months during which additional failures are expected to occur and every three months thereafter.</p>

ADVISORIES & SAFETY ALERTS

Model Identification	Advisory	Follow-up Recommendations at Time of Advisory
Meta DDDR 1256	<p>6/6/00 Class II Integrated circuit failure due to electrostatic discharge during manufacturing resulting in no output or sensing anomalies.</p>	<p>This Advisory applies to a well-defined group of Meta 1256 pulse generators, which have been observed to exhibit decreased reliability. The following recommendations are made:</p> <p>For patients who are significantly pacemaker dependent. The decision as to whether or not to replace a pulse generator prophylactically remains one of clinical judgment. We therefore recommend that you strongly consider replacing these pulse generators on a prophylactic basis for all patients who are significantly pacemaker dependent, unless pulse generator replacement is medically contraindicated.</p> <p>For patients who are not considered pacemaker dependent. Again, this is a matter of clinical judgment. In the event a device is not replaced, continued routine monitoring is advised.</p>
Tempo 1102, 1902, 2102, 2902, and Meta 1256D	<p>6/6/00 Class II Dendritic growth at the battery/hybrid connection could cause a short circuit, which in turn could result in premature battery depletion.</p>	<p>This Advisory applies to a well-defined group of Tempo and Meta 1256D pulse generators, which have been observed to exhibit premature battery depletion. The following recommendations are made:</p> <p>For patients who are significantly pacemaker dependent. The decision as to whether or not to replace a pulse generator prophylactically remains one of clinical judgment. We therefore recommend that you strongly consider replacing these pulse generators on a prophylactic basis for all patients who are significantly pacemaker dependent, unless pulse generator replacement is medically contraindicated.</p> <p>For patients who are not considered pacemaker dependent. Again, this is a matter of clinical judgment. In the event a device is not replaced, continued routine monitoring is advised.</p>
Trilogy 2250L, 2260L, 2264L, 2308L, 2318L, 2350L, 2360L, 2364L	<p>3/10/00 Class II Risk of malfunction due to an anomaly of the pacemaker's microprocessor. Typical manifestations of this anomaly are dashes observed on the programmer screen, unexpected rate variation, abnormally high battery current drain, and mode change.</p>	<p>Continued monitoring of Trilogy devices affected by an Advisory issued in July 1999 has revealed an additional low level of adverse events. A sub-population of the above models, principally those manufactured before January 1999, is potentially affected by a risk of malfunction due to an anomaly of the pacemaker's microprocessor. To date this has been reported in only 0.11% of the implanted population. Typical manifestations of this anomaly are:</p> <ul style="list-style-type: none"> Interrogation/programming difficulties, including the presence of dashes (—) on the programmer screen for some parameter values after interrogation Unexpected rate variations Abnormally high battery current drain Mode change <p>The presence of dashes on the programmer screen is typically caused by partial programming of one or more of the programmed parameters and may be corrected by reprogramming. In the event that observed dashes (—) cannot be resolved by reprogramming, please contact your St. Jude Medical representative, as it may be possible to resolve the situation non-invasively via special programming and may not be indicative of a microprocessor anomaly.</p> <p>Considering the low level of incidence of this anomaly, the following steps are recommended:</p> <ol style="list-style-type: none"> 1. Assess the patient population, relative to the potential for an inappropriate mode change to single-chamber atrial pacing, to determine which patients are pacemaker-dependent and have an inadequate ventricular escape rhythm. 2. Replacement of a device always remains a matter of clinical judgement, including balancing the clinical risk associated with pacemaker replacement against the risk of device malfunction. 3. Almost all microprocessor malfunctions described in this notification were found during routine follow-up. This reinforces the importance that pacemaker patients should be followed regularly in accordance with best prevailing medical practices.

Model Identification	Advisory	Follow-up Recommendations at Time of Advisory
<p>Affinity 5130L, 5130R, 5330L, 5330R, 5230L, 5230R</p>	<p>2/14/00 Class II An unsecured resistor connection to the hybrid circuit might cause abnormal measured data, false RRT indication, backup VVI mode, or intermittent loss of output.</p>	<p>This advisory applies to a very specific, well-defined group of Affinity devices that have been implanted worldwide. The device may exhibit any or all of the following output anomalies: Abnormal measured battery data, A false recommended replacement (RRT) indication, Reversion to back-up VVI mode, Intermittent loss of output. One marker of an affected device that may be apparent during a routine follow-up interrogation is an abnormally high reading for battery current (taking into consideration the device's programmed output parameters).</p> <p>If this or an early indication of RRT or reversion to back-up VVI mode is observed, please contact your local St. Jude Medical representative or Technical Services. Although the time course is variable, these behavioral anomalies will occur before there is any affect on device output.</p>
<p>Trilogy 2250L, 2260L, 2264L, 2308L, 2318L, 2350L, 2360L, 2364L</p>	<p>7/19/99 Class II Premature battery depletion caused by a current leakage path that could be created during the laser welding process to attach the battery to the device hybrid</p>	<p>Analysis of the clinical data associated with the failed devices has shown that an early increase in battery impedance could be observed at one or more previous routine follow-up visits prior to reaching RRT. The observed rise in battery impedance is an earlier and more reliable indicator than the reported battery voltage. The battery depletion, although accelerated, does not occur abruptly and patients can be monitored using the measured data telemetry in the pacemaker. The following follow-up schedule and device monitoring is advised.</p> <ol style="list-style-type: none"> 1. For patients who have had a follow-up visit at least 12 months after their device was implanted, check the measured data printout from the last follow-up evaluation. If a battery impedance of "$< 1 \text{ k}\Omega$" was recorded, continue to monitor the battery impedance with your routine follow-up schedule for that patient (6-month intervals recommended). If follow-up visits every 6 months is not your routine schedule, then an additional visit at 18 months should be performed. 2. For patients who have not yet had a follow-up visit at least 12 months after their device was implanted, the following is recommended: If the patient has had their device implanted for less than two months or has not had a device interrogation with measured data within the last three months, an evaluation of the battery impedance is recommended as soon as possible. This should be printed and a copy retained in the patient's pacemaker or office chart. Otherwise, if the battery impedance from the most recent evaluation is "$< 1 \text{ k}\Omega$," begin an every 3-month follow-up schedule with respect to measured data telemetry until that value has been recorded at least 12 months post-implant. Thereafter, continue to monitor the battery impedance with your routine follow-up schedule for that patient (6-month intervals recommended). If follow-up visits every six months is not your routine schedule, then an additional visit at 18 months should be performed. <p>If the battery impedance reading is $1 \text{ k}\Omega$ or higher and the pulse generator has been implanted for less than two years, it is likely that the system is demonstrating accelerated battery depletion. Please contact your local Field Representative or Technical Services.</p>

INDEX



ST. JUDE MEDICAL™
MORE CONTROL. LESS RISK.

INDEX

Cardiac Resynchronization Therapy

	Pg
Atlas® II + HF (V-366)	17
Atlas® II HF (V-365)	16
Atlas® + HF (V-340)	22
Atlas® + HF (V-343)	20
Epic® II HF (V-355)	18
Epic® HF (V-338)	21
Epic® HF (V-337)	19
Frontier® (5508)	31
Frontier® II (5586)	30
Promote® (3107-36)	13
Promote® RF (3207-30)	12
Promote® RF (3207-36)	14
QuickFlex® (1156T)	40
QuickFlex® XL (1158T)	41
QuickSite® (1056T)	43
QuickSite® (1056K)	44
QuickSite® XL (1058T)	42

ICDs

	Pg
Atlas® II DR (V-265)	54
Atlas® II + DR (V-268)	55
Atlas® + DR (V-243)	61
Atlas® DR (V-240)	64
Atlas® DR (V-242)	60
Atlas® II VR (V-168)	78
Atlas® + VR (V-193)	80
Atlas® VR (V-199)	83
Contour® MD (V-175, V-175AC, V-175B, V-175C, V-175D)	85
Current® DR (2107-36)	51
Current® DR RF (2207-30)	50
Current® DR RF (2207-36)	52
Current® VR (1107-36)	74
Current® VR RF (1207-30)	75
Current® VR RF (1207-36)	76
Epic® II DR (V-255)	56
Epic® II + DR (V-258)	57
Epic® + DR (V-236)	62
Epic® + DR (V-239)	59
Epic® DR (V-235)	63
Epic® DR (V-233)	58

ICDs

	Pg
Epic® II VR (V-158)	79
Epic® + VR (V-196)	81
Epic® VR (V-197)	82
Photon® μ DR (V-232)	65
Photon® μ VR (V-194)	84

Defibrillation Leads

	Pg
Durata® (7122)	96
Durata® (7120, 7121)	94
Riata® (1570, 1571)	107
Riata® (1580, 1581)	108
Riata® (1582)	106
Riata® <i>i</i> (1590, 1591)	105
Riata® ST (7000, 7001)	104
Riata® ST (7002)	103
Riata® ST (7010, 7011)	101
Riata® ST (7040, 7041)	102
Riata® ST Optim® (7020, 7021)	98
Riata® ST Optim® (7022)	100
Riata® ST Optim® (7070, 7071)	97
SPL® (SP01, SP02, SP03, SP04)	110
TVL® ADX (1559)	109
TVL® RV (RV01, RV02, RV03, RV06, RV07)	111
TVL® SVC (SV01, SV02, SV03)	111

Pulse Generators

	Pg
AddVent® (2060)	136
Affinity® DC (5230)	135
Affinity® DR (5330, 5331)	135
Affinity® SR (5130, 5131)	162
Affinity® VDR (5430)	133
Entity® DC (5226)	134
Entity® DR (5326)	134
Identity® (5370)	130
Identity® ADx DR (5380)	127
Identity® ADx SR (5180)	157
Identity® ADx XL DC (5286)	128
Identity® ADx XL DR (5386)	128
Identity® SR (5172)	158
Identity® XL (5376)	131

Pulse Generators

Integrity® ADx DR (5360)	Pg 125
Integrity® ADx DR (5366)	126
Integrity® ADx SR (5160)	155
Integrity® AFx DR (5342, 5346)	129
Integrity® SR (5142)	161
Integrity® μ DR (5336)	132
Integrity® μ SR (5136)	160
Microny® (2425T, 2525T, 2535K)	159
Paragon™ (2010, 2011, 2012)	143
Paragon™ II (2016)	142
Paragon™ III (2304, 2314, 2315)	139
Phoenix® II (2005, 2008, 2009)	169
Phoenix® III (2204, 2205)	167
Regency® SC+ (2400L, 2402L)	163
Solus® (2002, 2003)	170
Solus® II (2006, 2007)	168
Synchrony® II (2022, 2023)	141
Synchrony® III (2028, 2029)	140
Tempo® V (1102)	164
Tempo® VR (1902)	164
Trilogy® DC+ (2318)	137
Trilogy® DR+ (2360, 2364)	138
Trilogy® SR (2250)	166
Trilogy® SR+ (2260, 2264)	165
Verity® ADx XL DC (5256)	124
Verity® ADx XL DR (5356)	124
Verity® ADx XL DR M/S (5357M/S)	124
Verity® ADx XL SC (5056)	155
Verity® ADx XL SR (5156)	156
Verity® ADx XL SR M/S (5157M/S)	155
Victory® DR (5810)	119
Victory® SR (5610)	154
Victory® XL DR (5816)	122
Zephyr™ DR (5820)	118
Zephyr™ SR (5620)	153
Zephyr™ XL DR (5826)	120
Zephyr™ XL SR (5626)	152

Pacing Leads

ACE® (1015M, 1025M)	Pg 199
ACE® (1016T, 1026T)	203
Fast-Pass® (1007)	202
Fast-Pass® (1018T, 1028T)	200
IsoFlex® P (1644T)	186
IsoFlex® P (1648T)	187
IsoFlex® S (1642T)	188
IsoFlex® S (1646T)	190
OptiSense® (1699T, 1699TC)	178
Passive Plus® (1135K, 1143K, 1145K, 1235K, 1243K, 1245K)	198
Passive Plus® (1136T, 1142T, 1146T, 1222T, 1226T, 1236T, 1242T, 1246T)	197
Passive Plus® DX (1336T, 1342T, 1346T)	197
Passive Plus® DX (1343K, 1345K)	198
Permathane® ACE (1035M)	204
Permathane® ACE (1036T, 1038T)	201
Tendril® (1148, 1188T)	195
Tendril® (1188K)	196
Tendril® (1782T, 1782TC)	183
Tendril® (1788T, 1788TC)	184
Tendril® DX (1388K)	196
Tendril® DX (1388T, 1388TC)	195
Tendril® SDX (1488T, 1488TC)	194
Tendril® SDX (1688T, 1688TC)	192
Tendril® ST Optim® (1882T, 1882TC)	182
Tendril® ST Optim® (1888T, 1888TC)	180

Implantable Cardiac Monitors

SJM Confirm™ (DM2100)	Pg 211
-----------------------	--------

St. Jude Medical is focused on reducing risk by continuously finding ways to put more control into the hands of those who save and enhance lives.

ATRIAL FIBRILLATION

CARDIAC RHYTHM MANAGEMENT

CARDIAC SURGERY

CARDIOLOGY

NEUROMODULATION

St. Jude Medical

Cardiac Rhythm Management Division
15900 Valley View Court
Sylmar CA 91342
USA
+1 818 362 6822
+1 818 364 5814 Fax

St. Jude Medical Sweden AB

Veddestavägen 19
175 84 Järfälla
Sweden
+46 8 474 4000
+46 8 760 3855 Fax

St. Jude Medical Europe, Inc.

The Corporate Village
Figueras Building
Avenue Da Vinci laan, 11 Box F1
B-1935 Zaventem
Belgium
+32 2 774 68 11
+32 2 772 83 84 Fax

St. Jude Medical

World Headquarters
One Lillehei Plaza
St. Paul MN 55117
USA
+1 651 483 2000
+1 651 482 8318 Fax

sjm.com

CAUTION: FEDERAL LAW (USA) RESTRICTS THIS DEVICE TO SALE, DISTRIBUTION AND USE BY OR ON THE ORDER OF A PHYSICIAN. Consult the User's Manual for information on indications, contraindications, warnings and precautions. Unless otherwise noted, ® or ™ indicates that the name is a trademark of, or licensed to, St. Jude Medical, or one of its subsidiaries.
© 2009 St. Jude Medical. All rights reserved.

Item F0071

60036994_REV_A



ST. JUDE MEDICAL™

MORE CONTROL. LESS RISK.