

IMPLANTABLE ELECTRONIC SYSTEMS
PRODUCT PERFORMANCE REPORT
2015 FIRST EDITION



LETTER FROM ST. JUDE MEDICAL

As a world leader in the development of state-of-the-art technology for cardiac rhythm management devices, St. Jude Medical continuously strives to partner with physicians in reducing risks and facilitating the best possible patient outcomes. We understand that our products are implanted in people whose health and well-being depend on their performance. From product design through patient follow-up, St. Jude Medical employees are dedicated to product quality and patient safety.

In keeping with this commitment, we publish a Product Performance Report (PPR) semi-annually to ensure that the healthcare community and the patients it serves are informed about the overall performance of our cardiac devices, which include implantable cardiac monitors (ICMs), implantable cardioverter defibrillators (ICDs), implantable pacemakers, and implantable pacing and defibrillation leads. St. Jude Medical recognizes that such performance data must be transparent and consistent. In order to meet these goals we continue our commitment to the reporting methods described in the 2009 AdvaMed document "[Industry Guidance for Uniform Reporting of Clinical Performance of Cardiac Rhythm Management Pulse Generators and Leads](#)", which set new standards for lead performance reporting and specifically addressed the reporting of active registry performance data. Determined to provide the highest level of transparency, St. Jude Medical goes beyond the AdvaMed recommendations by identifying the root cause of each ICM, ICD, and pacemaker laboratory-confirmed malfunction and providing subcategories of laboratory-confirmed lead abrasion and fracture malfunctions.

Continuing within this edition of the PPR and consistent with the previously published edition, St. Jude Medical reports on expanded data from actively monitored studies. Since 2007, the PPR has featured pacemaker, ICD, and lead data from the St. Jude Medical Product Longevity and Performance Registry (SCORE). Post-Approval studies are now standard practice for St. Jude Medical, providing a rich source of actively collected and continuously monitored reliability and performance data for cardiac rhythm management products. This PPR also features a product performance data set which includes OPTIMUM, SCORE and three Post-Approval Studies. This combined dataset encompasses more than 62,000 implants from multiple product families, including leads, ICDs and pacemakers, making it the most comprehensive actively monitored product performance dataset in the industry. We are continuing to expand the scope of confirmed product malfunction summaries with worldwide confirmed malfunctions in Durata™ and Optisure™ defibrillation lead models and our more recent ICD and pacemaker models, which will further expand to different devices and leads in future additions.

As we continually strive to provide unbiased and reliable information on the performance of our products, St. Jude Medical is pleased to release the first edition of the 2015 Product Performance Report containing the latest performance information on our ICMs, ICDs, pacemakers and lead systems.

Sincerely,



Jeff Fecho

Vice President, Global Quality

TABLE OF CONTENTS

INTRODUCTION AND OVERVIEW	1
----------------------------------	---

Cardiac Resynchronization Therapy (CRT) Devices

CRT ICDs

Performance Data	18
Battery Longevity	46
Summary Information	48

CRT PACEMAKERS

Performance Data	57
Summary Information	62

Left-Heart Leads

Performance Data	66
Summary Information	80

Implantable Cardioverter Defibrillator (ICD) Devices

DUAL-CHAMBER

Performance Data	85
Battery Longevity	107
Summary Information	109

SINGLE-CHAMBER

Performance Data	117
Battery Longevity	137
Summary Information	139

Defibrillation Leads

Performance Data	147
Summary Information	178

TABLE OF CONTENTS

Pacemakers

DUAL-CHAMBER

Performance Data	185
Summary Information	209

SINGLE-CHAMBER

Performance Data	216
Summary Information	232

Pacing Leads

Performance Data	238
Summary Information	269

Implantable Cardiac Monitors (ICMs)

Performance Data	274
Summary Information	276

FOCUS ON CLINICAL PERFORMANCE

Update on Riata™ Lead Performance	279
Update on Durata™ Lead Performance	284
Update on Optim™ Lead Insulation	289

ADVISORIES AND SAFETY ALERTS

291

HEALTHCARE PROFESSIONAL COMMUNICATIONS

308

INDEX

310

INDEX OF PHASED-OUT MODELS

313

INTRODUCTION AND OVERVIEW

Serving Our Mission

Our vision is to transform the treatment of expensive, epidemic diseases. It is our mission to create cost-effective medical technologies that save and improve lives. We carry out this vision and mission by pursuing new treatments, efficiencies and ideas that improve the lives of people affected by disease; keeping the highest ethical standards in all business practices; and continually adapting and responding to the rapidly changing health care environment.

Toward this mission, we maintain a rigorous approach to ensuring the quality of our products. The key elements of this effort include:

- Compliance with U.S. and international quality system standards, such as the U.S. FDA Quality Systems Regulation (21 CFR Part 820) and ISO 13485 (an international standard for the Quality Management System for medical devices)
- Thorough evaluation of product design, including extensive design verification and validation, as well as product qualification testing
- Rigorous control of the design and manufacturing processes
- Inspection and qualification of externally supplied components and materials
- Timely analysis of returned products, including extensive malfunction investigation
- Extensive internal auditing
- Post market surveillance
- Continuous improvement programs
- Ensuring the highest ethical standards

We continue to be committed to answering your questions and keeping you informed. If you have any questions or concerns, please contact your St. Jude Medical Representative or St. Jude Medical Technical Services at 1-800-722-3774. Thank you for your input and continued support, allowing St. Jude Medical to positively impact the lives of thousands of patients every year.

What You'll Find in This Report

- Table of Contents
- A summary of the methods St. Jude Medical has used for measuring product performance, including key definitions of terms used in preparing this report
- For each Implantable Cardioverter Defibrillator (ICD), Pacemaker, Implantable Cardiac Monitor (ICM), and Lead model with at least 500 active devices in service, St. Jude Medical provides product performance data, according to industry guidelines, collected through December 31, 2014, including:
 - A table of basic information about each model
 - Survival probability provided in graphical and tabular format
 - For the more recent products, the quantity, rate, and type of product malfunctions are detailed
 - For the more recent lead models, the quantity, rate, and type of customer complaints (acute observations and chronic complications) are detailed
- Summary tables of performance data, organized by product type and model
- For all ICD, pacemaker, ICM, and lead models that meet Actively Monitored Study Data Registry inclusion criteria, St. Jude Medical provides active registry performance data, collected through December 31, 2014, including:
 - A table of basic information about each model
 - Survival probability provided in graphical and tabular format
 - A table of all Qualifying Complications including quantity and rate
 - A table with quantity, rate, and type of product malfunctions
- A Focus on Clinical Performance section which provides product performance data on a variety of unique topics, including:
 - Riata™ lead performance
 - Durata™ lead performance including an independent analysis of active registry data by Public Health Research Institute, PHRI
 - The effect of Optim™ lead insulation on HV lead abrasion
- An updated summary of advisories on all implantable devices since 1999
- A summary of communications to Healthcare Professionals
- An index by product type and model name
- An index of phased-out models by product type and model name

What's New in This Report

Update on Riata™ Lead Performance

In order to provide our physician customers and patients the most up-to-date information, St. Jude Medical has included an update on Riata lead performance in the Focus on Clinical Performance section (see pages 279-283). This section provides the latest Riata externalized conductor rates from the St. Jude Medical Riata Lead Evaluation Study, passive complaint and returns handling, and describes in considerable detail the rates of other types of Riata insulation abrasion failure mechanisms that St. Jude Medical has identified from returns analysis.

Update on Durata™ Lead Performance

Durata lead performance continues to meet expectations by all measures. Our confidence in the Durata lead performance is based on combined data from three prospective, actively monitored registries that include approximately 11,000 Optim™ insulated defibrillation leads. Additionally, this section provides details on the very low rate of abrasion failures that have been identified on Optim insulated St. Jude Medical defibrillation leads. A statistical analysis of this registry data performed by PHRI, an independent, third-party, is presented in this special Focus on Clinical Performance section (see pages 284-288).

Update on Optim™ Lead Insulation

St. Jude Medical's Optim lead insulation combines the best characteristics of two established lead insulation materials, polyurethane and silicone. This novel insulation technology imparts lubricity, strength, and abrasion resistance while still maintaining flexibility and biostability. This product performance report provides an up-to-date statistical assessment of the benefits of Optim lead insulation on St. Jude Medical tachycardia leads (see pages 289-290).

INTRODUCTION AND OVERVIEW

Worldwide Laboratory Analysis

In addition to the previously added worldwide laboratory analysis results of returned Durata™ leads, this Product Performance Report includes worldwide laboratory analysis results for Optisure™ defibrillation leads and various low voltage leads, CRT leads, pacemakers and defibrillators categorized into the malfunction types as outlined on pages 7-8 and 10-12. These worldwide malfunction summaries can be found following the U.S. malfunction summaries in their respective sections. St. Jude Medical is dedicated to full transparency, and will continue to incorporate worldwide laboratory analysis results of additional models in future publications of this report.

Customer Reported Performance Data

Product performance data derived from customer-initiated complaints and returned products is referred to as Customer Reported Performance Data. While St. Jude Medical strongly encourages the submission of any relevant complaints and product returns, this data is not proactively solicited or regularly monitored like data from the Post-Approval studies. Underreporting of events within customer reported performance data is recognized throughout our industry. St. Jude Medical is constantly improving the accuracy and utility of the data within this Product Performance Report.

Summary Information

The Customer Reported Performance Data page for each model or model group includes a table of model-specific information. Several terms from this table that are relevant to performance data calculations are defined below:

Registered U.S. Implants - The total number of U.S. implanted devices for which patient and device information has been provided to St. Jude Medical. This total includes devices which have been explanted or are otherwise out of service.

Estimated Active U.S. Implants - The total number of U.S. registered implants that have not been identified to St. Jude Medical as explanted or otherwise out of service. An adjustment is made to account for the underreporting of patient mortality. St. Jude Medical performed an analysis of the data gathered from multiple clinical studies including some St. Jude Medical sponsored studies to determine the mortality rate within the pacemaker and ICD patient population and has factored this into the estimation of the number of active U.S. implants.

INTRODUCTION AND OVERVIEW

Estimated Longevity - The estimated number of years in which a device is expected to reach its Elective Replacement Indicator (ERI), as stated in the product literature. The estimate is based on battery life approximations and empirical battery performance distributions. It is strongly affected by many factors such as programmed parameters, percentage of time paced, internal impedance, etc. For example, the 9.2 year estimated longevity of an Accent™ DR model PM2110 pacemaker is based on the mean longevity (or 50%) value in the product literature corresponding to pacing at 60 ppm, 2.5V dual-chamber output at 0.4 ms pulse width, 500 ohm lead impedance, 100% DDD pacing, and Stored EGMs On. Actual performance can vary considerably, depending on the actual programmed settings and operations.

Normal Battery Depletion - The condition where a returned device met its electrical specification and reached its elective replacement indicator voltage (1) with an implant duration meeting or exceeding the nominal predicted longevity at default shipped settings, or (2) with an implant duration exceeding 75% of its estimated longevity, based on longevity calculations using information from device usage and the actual device settings. The quantity of normal battery depletions reported is determined directly from laboratory analysis and does not represent any adjustment to account for underreporting.

Survival Calculation General Methods

For ICDs, pacemakers, ICMs, and leads, we compile cumulative survival data based on the actuarial (or life-table) method of survival analysis, consistent with ISO 5841-2:2014(E) “Reporting of Clinical Performance of Populations of Pulse Generators and Leads” and the 2009 AdvaMed document “[Industry Guidance for Uniform Reporting of Clinical Performance of Cardiac Rhythm Management Pulse Generators and Leads](#)”. Product performance is plotted over a maximum range of 20 years, with a minimum of 500 registered implants required for inclusion in the report, and a minimum sample size for each reported time period of 200 devices. “Survival” refers to the proper function of the device, not the survival of the patient, and is intended to illustrate the calculated probability of device survival at a given point in time. A survival probability of 99% at five years, for example, indicates that at five years after implant, the system has a 1% risk of incurring a malfunction and/or normal battery depletion. All domestically implanted devices within each model family are included in the calculations.

With the large size of the U.S. data pool, and the same products are generally used both in the U.S. and internationally, we consider the data in this report to accurately represent each device’s performance, regardless of where in the world it was implanted.

The ISO 5841-2:2014(E) “Reporting of Clinical Performance of Populations of Pulse Generators and Leads” was revised in August 2014. The revision clarified survivor definitions and reporting methods, further standardizing product performance reporting across the cardiac rhythm management implantable device and lead manufacturers. This 2015 First Edition now incorporates many of these ISO standard changes. In aligning with the ISO standard, certain reported chronic

INTRODUCTION AND OVERVIEW

complications which remained in service were not included in survival probability calculations in prior PPR revisions but are now provided in the tabular display of chronic complications. However, this revision of the ISO standard specifically excludes lead malfunctions confirmed through returned product analysis which were received with no accompanying complaint from the survival probability calculations. To provide the highest level of transparency, St. Jude Medical continues to include malfunctions not associated with a complaint in the survival probability calculations and in the tabular display of laboratory-confirmed malfunctions.

ICD, Pacemaker, and ICM Survival Analysis

The data used for the analysis of ICDs, pacemakers, and ICMs includes up-to-date device registration information and the laboratory analysis of all domestically implanted devices returned to St. Jude Medical. The analysis measures device performance to specification, and does not reflect medical complications, such as infection, erosion, muscle stimulation or inhibition, or units implanted for fewer than 24 hours.

In accordance with ISO 5841-2:2014(E), the survival calculations for ICDs, pacemakers, and ICMs are adjusted to reduce the bias caused by underreporting of malfunctions and normal battery depletions. St. Jude Medical compared the malfunctions and normal battery depletion rates calculated from our actively monitored populations to the rates calculated from our passively monitored populations and have adjusted the survival calculations accordingly.

Survival data are presented in a single table and graph. The survival data is separated into “Including Normal Battery Depletion” and “Excluding Normal Battery Depletion” categories. For the purposes of this data, non-returned devices removed from service for battery depletion with no associated complaint are considered as normal battery depletions. The “Including Normal Battery Depletion” data reflects the frequency of device removal due to normal battery depletion and malfunction of any type. The “Excluding Normal Battery Depletion” category reflects the frequency of device removal due to malfunctions only.

ICD, Pacemaker, and ICM Malfunction Reporting

The quantity and rate of malfunctions recorded for each ICD, pacemaker, and ICM model are presented in a tabular format on both the Customer Reported Performance Data and Actively Monitored Study Data pages. The root cause of all laboratory-confirmed malfunctions is classified into one of eight categories: Electrical Component, Electrical Interconnect, Battery, High Voltage Capacitor (ICDs and CRT-Ds only), Software/Firmware, Mechanical, Possible Early Battery Depletion, or Other. Note that in the rare cases where multiple malfunctions are identified in a single device, a single malfunction category will be selected with priority given in the order of the list above. Consistent with previous performance reports, ICD and Pacemaker malfunctions are further classified as with or without compromised therapy.

INTRODUCTION AND OVERVIEW

Malfunction Definitions

Malfunction - Having characteristics that are outside the performance limits established by the manufacturer while implanted and in service, as confirmed by laboratory analysis, except changes to characteristics due to normal battery depletion or induced malfunction. Device damage caused after or during explant is not considered a malfunction. Note that lead-related malfunctions of a pacemaker or ICD system are assigned to the lead.

Malfunction with Compromised Therapy - The condition when a device is found to have “malfunctioned,” as defined above, in a manner that compromised pacing or defibrillation therapy (including complete loss or partial degradation) while implanted and in service. Therapy is considered to have been compromised if no therapy is available or critical patient-protective pacing or defibrillation therapy is not available.

A malfunction with compromised therapy does not imply that a patient has actually experienced a serious complication or death as a result of the malfunction although it does imply that the potential for a serious complication or death did exist during the period of the malfunction.

Malfunction without Compromised Therapy - The condition when a device is found to have “malfunctioned,” as defined above, in a manner that did not compromise pacing or defibrillation therapy while implanted and in service, as confirmed by laboratory analysis. Therapy is not compromised as long as the critical patient-protective pacing and defibrillation therapies are available. Changes in device settings that occur as intended by the design (for example, reversion to a designed Safe Mode) that do not result in loss of critical patient-protective therapies but are the reported reasons for explant are categorized as a Malfunction without Compromised Therapy.

INTRODUCTION AND OVERVIEW

Malfunction Root Cause Category Definitions

Electrical Component - Findings linked to electrical components such as integrated circuits, resistors, low voltage capacitors, diodes, etc. Does not include high voltage capacitors or batteries as those are separately listed.

Electrical Interconnect - Findings linked to the connections between electrical components such as wires, solder joints, wire bonds, feedthroughs, etc.

Battery - Findings linked to the battery and its components.

High Voltage Capacitor - Findings linked to the high voltage capacitor and its components.

Software/Firmware - Findings linked to software or firmware function.

Mechanical - Findings linked to mechanical components such as headers, setscrews, fluid seals, internal supports, the hermetic case, etc.

Possible Early Battery Depletion - Findings where the actual reported implant time is less than 75% of the expected longevity calculated using the available device setting information and no root cause was able to be identified. Additionally, in the absence of a specific root cause finding, returned devices with insufficient device setting information to determine conclusively if battery depletion was normal or premature are conservatively classified as Possible Early Battery Depletion malfunctions.

Other - Findings linked to other components such as packaging and accessories, and findings where analysis is inconclusive, as well as other complications not included above.

Leads Survival Analysis

Implanted cardiac leads are subjected to constant, complex flexural and torsional forces, interactions with other leads and/or the pulse generator device, plus other forces associated with cardiac contractions, patient physical activity, posture, and anatomy. Therefore, the functional lifetime of cardiac leads is limited and cannot be predicted with a high degree of confidence. Understanding these limitations, survival estimates are provided for all leads included in this report.

The data used for the survival analysis of leads includes up-to-date device registration information, chronic complications (>30 days) reported by the field, and the laboratory analysis of all domestically implanted leads returned to St. Jude Medical. Complaints reported within 30 days of implant (acute observations), are considered to be related to factors other than lead malfunction, such as patient specific characteristics or implant technique, and are therefore excluded from the survival calculations, consistent with industry practice. If there is laboratory data that determines the lead to have exhibited a malfunction, and the lead is known to

INTRODUCTION AND OVERVIEW

have been implanted for more than 24 hours, the lead is counted as a non-survivor. If a lead is the subject of a complaint (chronic complication) report, is no longer in service as a result of the complication, and was implanted for more than 30 days, then the lead is counted as a non-survivor. These criteria are also followed for partial lead returns. This method for non-returned complications is used to ensure a conservative failure estimate for lead performance. Chronic complications commonly associated with non-returned leads and partial lead returns include, but are not limited to, reports of sensing, pacing, and capture anomalies, perforation, and dislodgement.

Leads Observation and Complication Reporting

Reporting for recently released lead models provides detail on specific chronic complications (more than 30 days implant), as well as acute observations (post implant to 30 days), that are reported to St. Jude Medical as complaints. In aligning with the ISO 5841-2:2014 standard, some chronic complications previously not included in calculations for survival probability are now provided in the tabular display. Each complication and observation is categorized into one of the eleven categories below, irrespective of whether the lead has been returned for analysis. The quantity and rate of each complication and observation type is provided in a tabular format on the Customer Reported Performance Data page. Note that in the rare cases where multiple complaints are identified for a single device, a single category will be selected with priority given in the order of the list below.

Cardiac Perforation: Penetration of the lead tip through the myocardium, clinically suspected and confirmed by chest x-ray, fluoroscopy, echocardiogram, or visual observation, which results in clinical symptoms, typically degradation of pacing/ICD lead electrical performance (high thresholds), chest pain, or tamponade.

Conductor Fracture: A mechanical break within a lead conductor (includes connectors, coils, cables and/or electrodes) observed visually, electrically, or radiographically.

Lead Dislodgement: Radiographic, electrical or electrocardiographic evidence of electrode displacement from the original implant site or electrode displacement that adversely affects pacing and/or lead performance.

Failure to Capture: Intermittent or complete failure to achieve cardiac stimulation (atrial or ventricular) at programmed output delivered outside of the cardiac refractory period. A sudden and significant increase in the pacing threshold value (elevated thresholds compared to previous measured value) at which 2:1 safety margin can no longer be achieved.

Oversensing: Misinterpretation of cardiac or non-cardiac events as cardiac depolarization, e.g. T-waves, skeletal muscle potentials, and extracardiac electromagnetic interference (EMI).

INTRODUCTION AND OVERVIEW

Failure to Sense (undersensing): Intermittent or complete loss of sensing or failure to detect intended intrinsic cardiac signals (atrial or ventricular) during non-refractory periods at programmed sensitivity settings.

Insulation Breach: A disruption or break in lead insulation observed visually, electrically, or radiographically.

Abnormal Pacing Impedance: Pacing impedance is typically considered abnormal if a measurement is $< 200 \Omega$ or $> 2000 \Omega$ (based on lead model and measurement range of the device).

Abnormal Defibrillation Impedance: Defibrillation impedance is typically considered abnormal if a measurement is $< 20 \Omega$ or $> 200 \Omega$ (based on lead model and measurement range of the device).

Extracardiac Stimulation: Clinical observation of inadvertent nerve/muscle stimulation other than cardiac muscle.

Other: Specific proprietary lead mechanical attributes such as lead incorporated sensors, connectors or seal rings which affect a lead's ability to perform as designed or remain in service, as well as other complications not included above.

Leads Malfunction Reporting

As a supplement to the survival estimates, the categorization of lead malfunctions emphasizes the root cause of malfunction rather than a functional longevity prediction. In accordance with AdvaMed guidelines, laboratory analysis results of returned leads are categorized into one of the following five categories of malfunctions. The quantity and rate of each malfunction type is provided in a tabular format on the Customer Reported Performance Data and the Actively Monitored Study Data pages. Note that in the rare cases where multiple malfunctions are identified in a single lead, a single malfunction category will be selected with priority given in the order of the list below. The definition for each malfunction type is provided below:

Conductor Fracture: Conductor break with complete or intermittent loss of continuity that could interrupt current flow. This type of malfunction includes any conductor fracture such as those associated with flex-fatigue or clavicular crush damage.

In an effort to further increase customer understanding of St. Jude Medical defibrillation and left-heart lead performance, subcategories of conductor fracture are also provided. The definitions of these subcategories are provided below:

Clavicular Crush: Conductor fracture due to strong compression and bending at the approximation of the first rib and clavicle.

INTRODUCTION AND OVERVIEW

In the Pocket: Conductor fracture not within the vascular or cardiac systems, typically within the subcutaneous pocket or associated with the suture sleeve, excluding the mechanism of clavicular crush.

Intravascular: Conductor fracture within the vascular or cardiac systems.

Insulation Breach: Any lead insulation breach, such as: 1) proximal abrasion associated with lead-to-lead or lead-to-can contact in the pocket, 2) mid-lead insulation damage caused by clavicular crush or insulation wear in the region of vein insertion, 3) distal abrasion due to lead-to-lead interactions or contact with anatomic structures, and 4) externalized conductors in the distal region.

Subcategories of insulation breach for defibrillation and left-heart leads are also provided. The definitions of these subcategories are provided below:

Lead-to-Can Contact: Direct contact between the lead and the can (i.e. pacemaker, ICD, or CRT-D) combined with repetitive skeletal movement caused abrasion that resulted in a full thickness outer insulation breach.

Lead-to-Lead Contact: Repetitive contact between two leads caused abrasion that resulted in a full thickness outer insulation breach.

Clavicular Crush: Damage due to strong compression between the first rib and clavicle resulted in a full thickness outer insulation breach.

Externalized Conductors: Abrasion resulted in an outer insulation breach within the vascular or cardiac systems allowing the normally contained conductors to become visible outside the lead body. Externalized conductors were described in our December 2010 and November 2011 communications regarding insulation abrasion failures on silicone Riata™ and Riata™ ST lead families (summary on pages 304-305) and in our April 2012 communication regarding insulation abrasion failures on QuickSite™ and QuickFlex™ lead families. Additional information regarding externalized conductors on Riata™ and Riata™ ST leads can be found at www.RiataCommunication.com.

Other (Insulation Breach): Insulation breaches that resulted from a failure mode not represented by the other four categories. This includes a variety of failure modes, such as damage at the suture sleeve and contact with patient anatomy. Also includes insulation breaches for which analysis was unable to isolate a specific cause.

Crimps, Welds and Bonds: Any interruption in the conductor or lead body associated with a point of connection.

Other: Includes specific proprietary lead mechanical attributes, such as lead incorporated sensors, connectors, and seal rings, as well as other analysis results not included in the alternate categories.

INTRODUCTION AND OVERVIEW

Extrinsic Factors: The lead was removed from service and returned for analysis, however analysis was inconclusive because (1) only portions of the lead were available, or (2) the returned lead was damaged by the explantation process, or (3) lab analysis could not determine an out of specification condition (typically with complaints such as dislodgements, perforations, or failure to capture). For this particular category, malfunctions will only be included in survival calculations for leads implanted greater than 30 days.

Actively Monitored Study Data

Summary Information

Since 2007 the Product Performance Report has included data from the St. Jude Medical Product Longevity and Performance Registry (SCORE). This comprehensive study provided monitored performance data on pacemakers, ICDs, and leads. With product-specific, post-market registries being standard practice, St. Jude Medical continues to complement the SCORE registry with data from the SJ4 Post-Approval Study, the QuickFlex™ μ Post-Approval Study, the Quadripolar CRT-D Post-Approval Study, and the OPTIMUM registry. These actively monitored study data now represent >62,000 implanted devices, and continues to be a very powerful source of product performance information which complements the data collected from Customer Reported Performance Data. Actively monitored study data is not susceptible to underreporting and provides the most accurate understanding of product performance. The many sites participating in these actively monitored studies are individually providing data on the performance of St. Jude Medical cardiac rhythm management products using common definitions and criteria. In addition, each of these sites is regularly audited by St. Jude Medical personnel to ensure comprehensive reporting.

INTRODUCTION AND OVERVIEW

	Study Description	Study Initiated	# Sites	# Patients	Product Types/Families
SCORE (St. Jude Medical Product Longevity and Performance Registry)	Prospective, actively monitored, multicenter registry to evaluate the long-term performance of St. Jude Medical market-released cardiac rhythm management products.	September 2007	60	10,957	Pacemakers, ICDs, CRT-Ds, Leads (all types)
SJ4 Post-Approval Study	Prospective, actively monitored, multicenter study to evaluate the acute and chronic performance of the St. Jude Medical SJ4/DF4 connector and SJ4/DF4 defibrillation leads.	June 2009	58	1,701	ICDs, CRT-Ds, Leads (all types)
QuickFlex™ μ Post-Approval Study	Prospective, actively monitored, multicenter study to evaluate the acute and chronic performance of the St. Jude Medical QuickFlex™ μ 1258T left ventricular leads.	September 2010	76	1,930	CRT-Ds, Leads (all types)
Quadripolar CRT-D Post-Approval Study	Prospective, actively monitored, multicenter study to evaluate the acute and chronic performance of the St. Jude Medical Quadripolar CRT-D system.	February 2012	71	1,971	Unify Quadra™ CRT-Ds, Leads (all types)
Optimum Registry	Prospective, actively monitored, multicenter registry to evaluate the long-term performance of market-released St. Jude Medical leads with Optim™ insulation material.	August 2006	241	14,124	Leads (any model with Optim™ Insulation)

INTRODUCTION AND OVERVIEW

The models included in the actively monitored dataset are listed below:

ICDs

Quadra Assura™ CRT-D (Model CD3365-40Q)
Quadra Assura™ CRT-D (Model CD3265-40Q)
Unify Quadra™ CRT-D (Model CD3249-40Q)
Unify Quadra™ CRT-D (Model CD3249-40)
Unify™ CRT-D (Model CD3231-40Q)
Unify™ CRT-D (Model CD3231-40)
Fortify™ DR (Model CD2231-40Q)
Fortify™ DR (Model CD2231-40)
Fortify™ VR (Model CD1231-40Q)
Current™ + DR (Model CD2211-36Q)
Current™ + VR (Model CD1211-36Q)
Current™ VR RF (Model 1207-36)
Current™ DR RF (Model 2207-36)
Current™ + DR (Model CD2211-36)
Promote™ RF CRT-D (Model 3207-36)
Promote™ + CRT-D (Model CD3211-36)
Promote™ + CRT-D (Model CD3211-36Q)

Defibrillation Leads

Durata™ DF4 (Model 7122Q)
Durata™ DF4 (Models 7120Q/7121Q)
Durata™ DF4 (Models 7170Q/7171Q)
Durata™ (Models 7120/7121)
Durata™ (Model 7122)
Riata™ (Models 1580/1581)
Riata™ ST Optim™ (Models 7020/7021)
Riata™ ST Optim™ (Models 7070/7071)
Riata™ ST (Models 7000/7001)

CRT Leads

Quartet™ (Model 1458Q)
QuickFlex™ μ (Model 1258T)
QuickFlex™ XL (Model 1158T)
QuickFlex™ (Model 1156T)
QuickSite™ XL (Model 1058T)
QuickSite™ (Model 1056T)

Pacemakers

Anthem™ RF CRT-P (Model PM3210)
Accent™ DR (Model PM2110)
Accent™ SR RF (Model PM1210)
Accent™ DR RF (Model PM2210)
Zephyr™ DR (Model 5820)
Zephyr™ XL DR (Model 5826)
Zephyr™ XL SR (Model 5626)
Victory™ XL DR (Model 5816)
Identity ADx™ XL DR (Model 5386)

Pacing Leads

Tendril™ STS (Model 2088)
Tendril™ ST Optim™ (Model 1888)
Tendril™ ST Optim™ (Model 1882)
Tendril™ (Model 1788)
Tendril™ (Model 1782)
Tendril™ SDX (Model 1688)
Tendril™ SDX (Model 1488)
Tendril™ SDX (Model 1388)
OptiSense™ (Model 1999)
OptiSense™ (Model 1699)
IsoFlex™ S (Model 1646)
IsoFlex™ Optim™ (Model 1948)
IsoFlex™ Optim™ (Model 1944)

INTRODUCTION AND OVERVIEW

Qualifying Complications

When abnormal performance is suspected of an actively monitored study device, the related clinical event and any resulting clinical action is reported to St. Jude Medical. A Qualifying Complication is defined to have occurred if the report identifies one of the following Clinical Events that resulted in one of the following Clinical Actions. Any Clinical Event without a related Clinical Action is not considered a Qualifying Complication.

Qualifying Clinical Events

Abnormal Defibrillation Impedance
Abnormal Pacing Impedance
Cardiac Perforation
Conductor Fracture
Extracardiac Stimulation
Failure to Capture
Failure to Sense
Inappropriate Shock
Insulation Breach
Lead Dislodgement
Loss of Telemetry
Oversensing
Pericardial Effusion
Premature Battery Depletion
Skin Erosion

Qualifying Clinical Action

Generator Pacing Mode Changed
Lead Electrically Abandoned/Capped
Lead/Generator Explanted
Lead/Generator Replaced
Lead Polarity Changed
Lead Surgically Abandoned/Capped
Lead Surgically Repositioned

INTRODUCTION AND OVERVIEW

Survival Calculation Methods

Survival calculations for actively monitored studies are made in a manner consistent with the ISO 5841-2:2014(E) method used for Customer Reported Performance Data. A minimum of 100 devices are required to have been enrolled, with the latest interval to be reported having a minimum of 50 devices which have been followed for at least six months. Any device with a Qualifying Complication is defined as a non-survivor. Consistent with industry practice, Qualifying Complications for leads are included in the survival calculations for events with an implant duration greater than 30 days. For pacemakers and ICDs, Qualifying Complications are included in the survival calculations for events with an implant duration more than 24 hours. Medical complications unrelated to device performance are not considered as Qualified Complications. Devices included in the actively monitored studies are excluded from the Customer Reported Performance Data. Certain devices and leads, including any which transferred from Customer Reported Performance Data into Actively Monitored Study Data are also subsequently excluded from the Customer Reported Performance Data and subject to these Survival Calculation methods.

Malfunction Reporting

The Actively Monitored Study Data page contains a table of all device malfunctions. The type, quantity, and rate of all laboratory-confirmed malfunctions are listed using the same categories reported in Customer Reported Performance Data. The malfunction data is not utilized in the actively monitored study survival calculations, but does provide important supplementary information about product performance and reliability.

INTRODUCTION AND OVERVIEW

Medical Advisory Board Review

St. Jude Medical has an established and independent Medical Advisory Board (MAB) focused on cardiac rhythm management systems, including pulse generators and leads. One of the important tasks assigned to the MAB is the review of the performance data contained in this report prior to its release and publication on a semi-annual basis. MAB members and their location of practice include:

Dr. Steven Bailin, Des Moines, Iowa

Dr. Jim Baker, Nashville, Tennessee

Dr. Anne Curtis, Buffalo, New York

Dr. Roger Freedman, Salt Lake City, Utah

Dr. Steven Kalbfleisch, Columbus, Ohio

Dr. Steven Kutalek, Philadelphia, Pennsylvania

Dr. Thomas Mattioni, Paradise Valley, Arizona

Dr. Raymond Schaerf, Burbank, California

Dr. Gery Tomassoni, Lexington, Kentucky

Dr. Bruce Wilkoff, Cleveland, Ohio

Returning Devices to St. Jude Medical

To maintain the continued accuracy of our performance reporting, St. Jude Medical strongly encourages physicians to notify our Patient Records department (888-SJM-2763) each time a device is removed from service for any reason. Additionally, all explanted products are requested to be returned to St. Jude Medical for laboratory evaluation whether or not a malfunction is suspected. To facilitate the return of explanted devices, St. Jude Medical offers a no-cost Returned Products Kit comprised of a postage paid explant box with a shipping address label, a removed device information form, a biohazard bag, and biohazard labels to seal the explant box. This kit, #N0004, can be ordered free of charge by contacting St. Jude Medical Customer Service (888-SJM-2763).

Contact Us

The St. Jude Medical team is always ready to respond to questions, comments or suggestions as well as receive product performance feedback. You can reach us by phone at 888-SJM-2763, on the web at www.SJMprofessional.com, or by contacting your local St. Jude Medical representative.

CARDIAC RESYNCHRONIZATION THERAPY (CRT) DEVICES

CRT ICDs

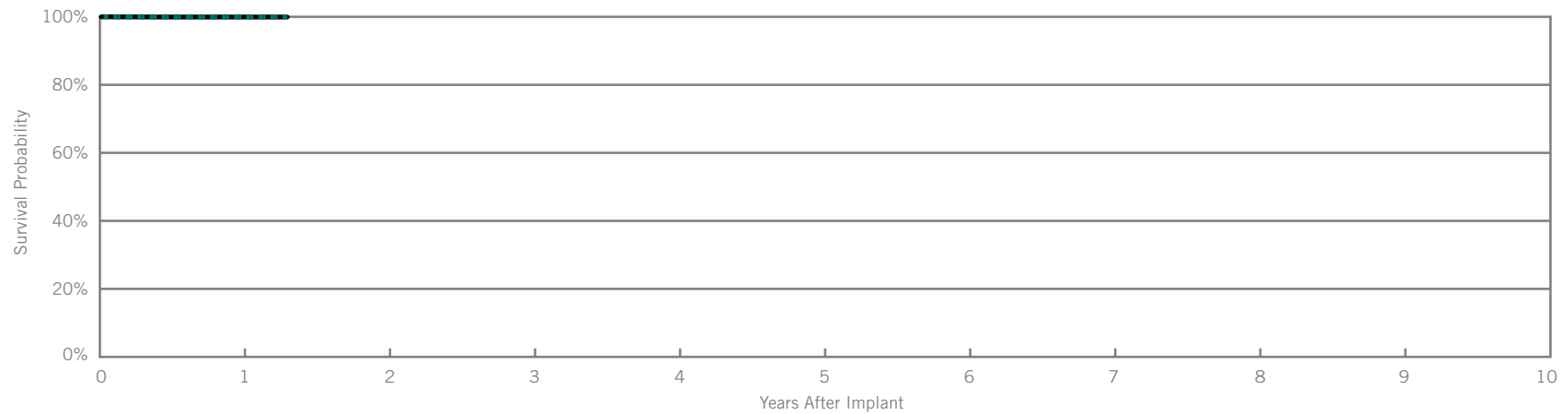
Quadra Assura™ CRT-D

Model CD3365-40Q*

US Regulatory Approval	June 2013
Registered US Implants	14,505
Estimated Active US Implants	13,423
Estimated Longevity	(see table on page 47)
Normal Battery Depletion	0
Max. Delivered Energy	40 joules
Number of US Advisories	None

Customer Reported Performance Data

	Malfunctions w/ Compromised Therapy		Malfunctions w/o Compromised Therapy	
	Qty	Rate	Qty	Rate
Electrical Component	0	0.00%	0	0.00%
Electrical Interconnect	2	0.01%	0	0.00%
Battery	0	0.00%	0	0.00%
High Voltage Capacitor	0	0.00%	0	0.00%
Software/Firmware	0	0.00%	0	0.00%
Mechanical	0	0.00%	0	0.00%
Possible Early Battery Depletion	0	0.00%	0	0.00%
Other	1	<0.01%	0	0.00%
Total	3	0.02%	0	0.00%



Including Normal Battery Depletion

Year	1	at 16 months							
Survival Probability	99.94%	99.94%							
± 1 standard error	0.03%	0.03%							
Sample Size	7,990	230							

Excluding Normal Battery Depletion

Year	1	at 16 months							
Survival Probability	99.94%	99.94%							
± 1 standard error	0.03%	0.03%							

*DF4-LLHH connector type.

Actively Monitored Study Data

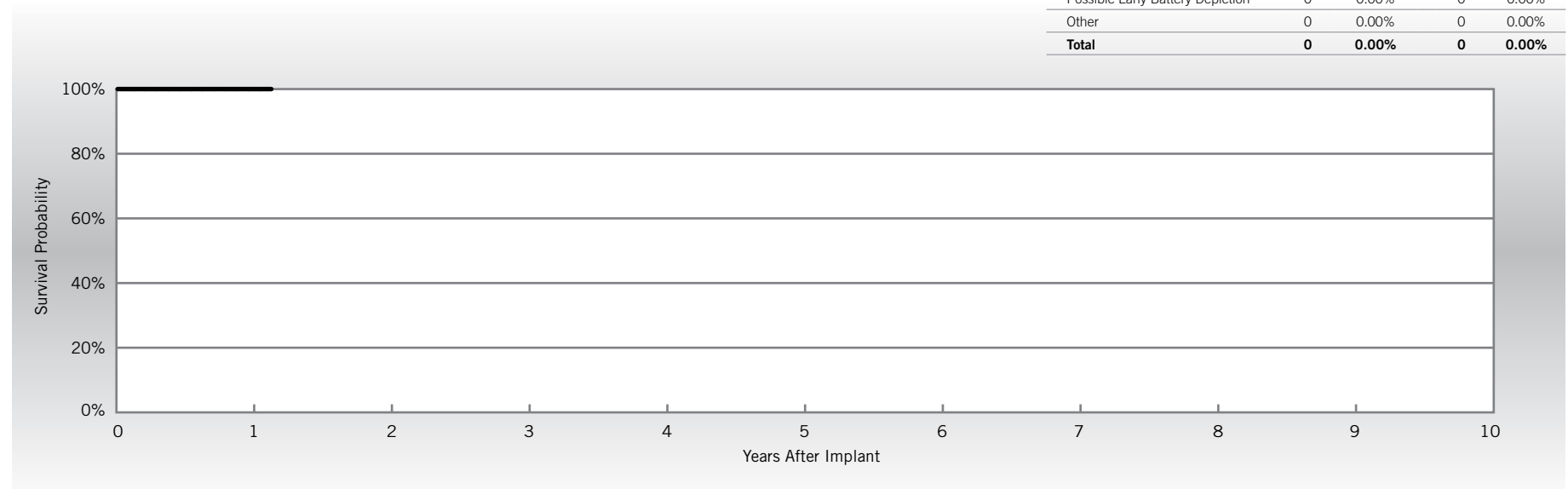
Quadra Assura™ CRT-D

Model CD3365-40Q*

US Regulatory Approval	June 2013
Number of Devices Enrolled in Study	146
Active Devices Enrolled in Study	135
Cumulative Months of Follow-up	1,800
Estimated Longevity	(see table on page 47)
Max. Delivered Energy	40 joules

Qualifying Complications
None Reported

	Malfunctions w/ Compromised Therapy		Malfunctions w/o Compromised Therapy	
	Qty	Rate	Qty	Rate
Electrical Component	0	0.00%	0	0.00%
Electrical Interconnect	0	0.00%	0	0.00%
Battery	0	0.00%	0	0.00%
High Voltage Capacitor	0	0.00%	0	0.00%
Software/Firmware	0	0.00%	0	0.00%
Mechanical	0	0.00%	0	0.00%
Possible Early Battery Depletion	0	0.00%	0	0.00%
Other	0	0.00%	0	0.00%
Total	0	0.00%	0	0.00%



Year	1	at 14 months							
Survival Probability	100.00%	100.00%							
± 1 standard error	0.00%	0.00%							
Sample Size	130	90							

*DF4-LLHH connector type.

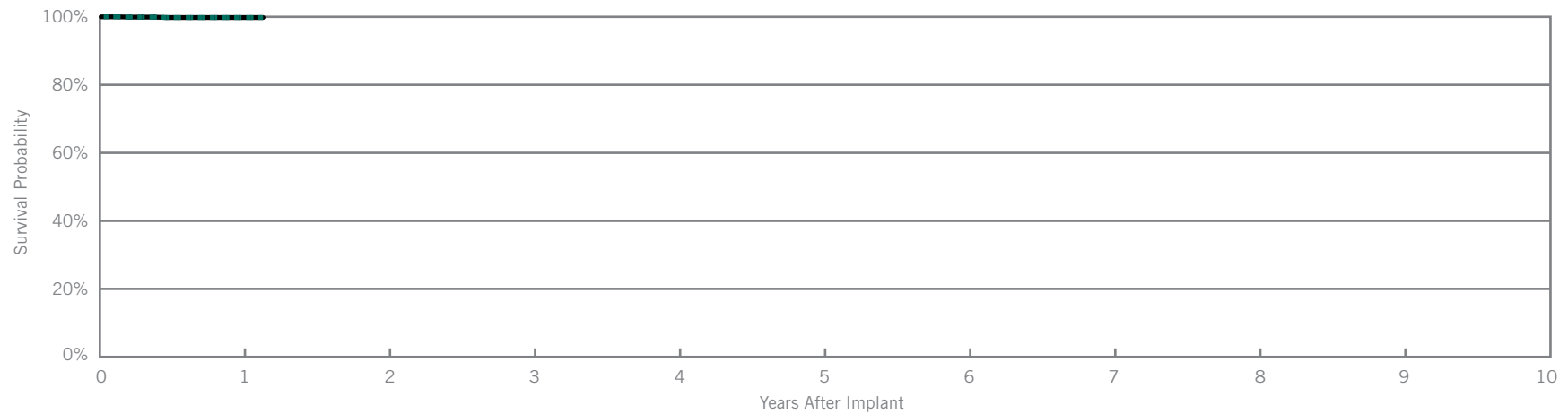
Quadra Assura™ CRT-D

Model CD3365-40C*

US Regulatory Approval	June 2013
Registered US Implants	3,062
Estimated Active US Implants	2,833
Estimated Longevity	(see table on page 47)
Normal Battery Depletion	0
Max. Delivered Energy	40 joules
Number of US Advisories	None

Customer Reported Performance Data

	Malfunctions w/ Compromised Therapy		Malfunctions w/o Compromised Therapy	
	Qty	Rate	Qty	Rate
Electrical Component	0	0.00%	1	0.03%
Electrical Interconnect	0	0.00%	0	0.00%
Battery	0	0.00%	0	0.00%
High Voltage Capacitor	0	0.00%	0	0.00%
Software/Firmware	0	0.00%	0	0.00%
Mechanical	0	0.00%	0	0.00%
Possible Early Battery Depletion	0	0.00%	0	0.00%
Other	0	0.00%	1	0.03%
Total	0	0.00%	2	0.07%



Including Normal Battery Depletion

Year	1	at 14 months							
Survival Probability	99.80%	99.80%							
± 1 standard error	0.10%	0.10%							
Sample Size	1,710	270							

Excluding Normal Battery Depletion

Year	1	at 14 months							
Survival Probability	99.80%	99.80%							
± 1 standard error	0.10%	0.10%							

*Parylene coating.

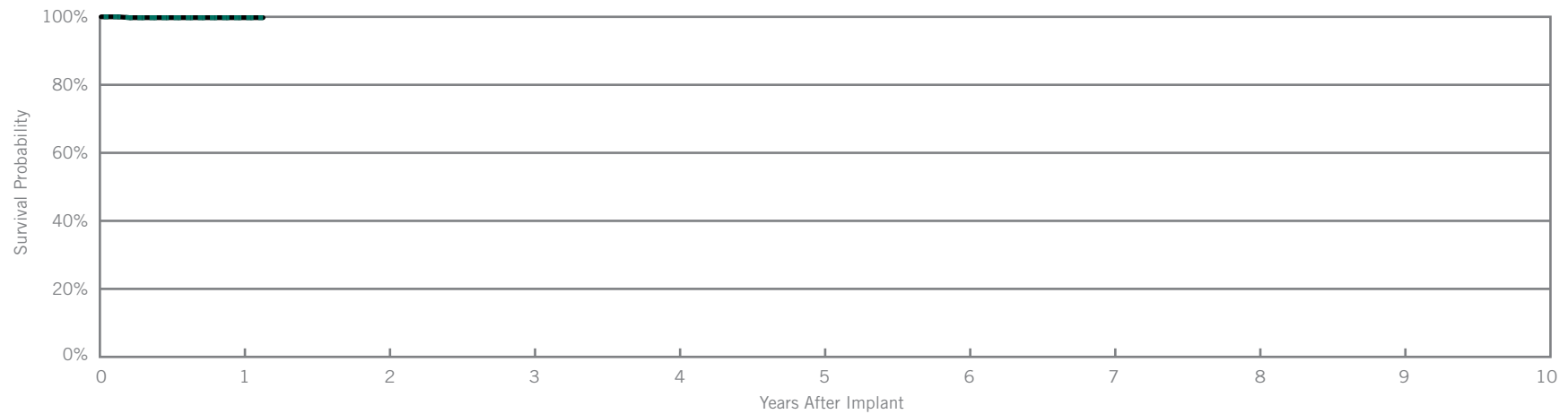
Unify Assura™ CRT-D

Model CD3357-40Q*

US Regulatory Approval	June 2013
Registered US Implants	2,615
Estimated Active US Implants	2,409
Estimated Longevity	(see table on page 47)
Normal Battery Depletion	0
Max. Delivered Energy	40 joules
Number of US Advisories	None

Customer Reported Performance Data

	Malfunctions w/ Compromised Therapy		Malfunctions w/o Compromised Therapy	
	Qty	Rate	Qty	Rate
Electrical Component	0	0.00%	0	0.00%
Electrical Interconnect	2	0.08%	0	0.00%
Battery	0	0.00%	0	0.00%
High Voltage Capacitor	0	0.00%	0	0.00%
Software/Firmware	0	0.00%	0	0.00%
Mechanical	0	0.00%	0	0.00%
Possible Early Battery Depletion	0	0.00%	0	0.00%
Other	0	0.00%	0	0.00%
Total	2	0.08%	0	0.00%



Including Normal Battery Depletion

Year	1	at 14 months							
Survival Probability	99.75%	99.75%							
± 1 standard error	0.11%	0.11%							
Sample Size	1,470	210							

Excluding Normal Battery Depletion

Year	1	at 14 months							
Survival Probability	99.75%	99.75%							
± 1 standard error	0.11%	0.11%							

*DF4-LLHH connector type.

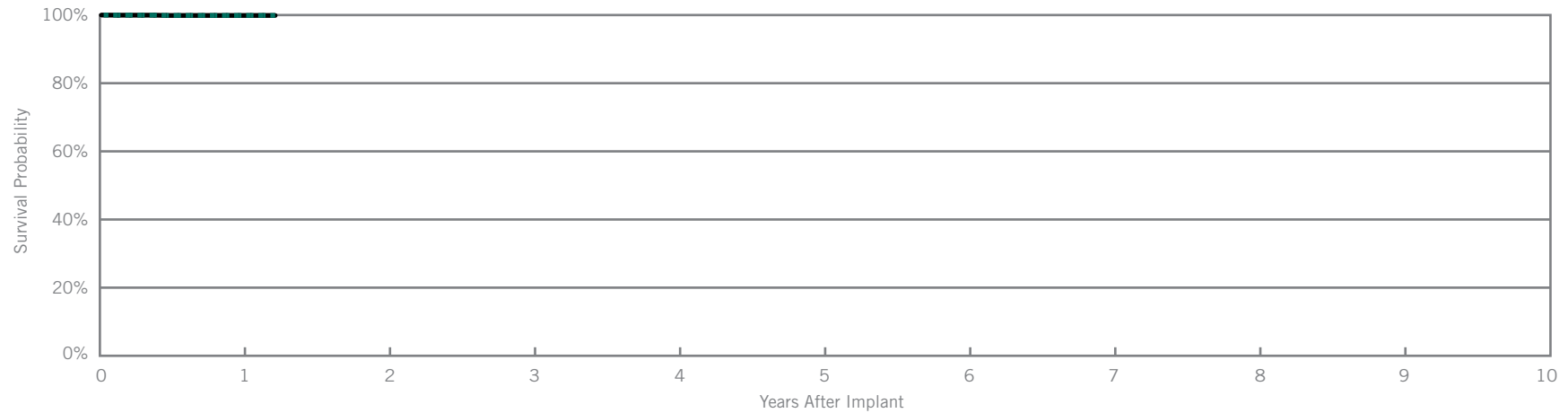
Unify Assura™ CRT-D

Model CD3357-40C*

US Regulatory Approval	June 2013
Registered US Implants	5,430
Estimated Active US Implants	5,040
Estimated Longevity	(see table on page 47)
Normal Battery Depletion	0
Max. Delivered Energy	40 joules
Number of US Advisories	None

Customer Reported Performance Data

	Malfunctions w/ Compromised Therapy		Malfunctions w/o Compromised Therapy	
	Qty	Rate	Qty	Rate
Electrical Component	1	0.02%	1	0.02%
Electrical Interconnect	0	0.00%	0	0.00%
Battery	0	0.00%	0	0.00%
High Voltage Capacitor	0	0.00%	0	0.00%
Software/Firmware	0	0.00%	0	0.00%
Mechanical	0	0.00%	0	0.00%
Possible Early Battery Depletion	0	0.00%	0	0.00%
Other	0	0.00%	0	0.00%
Total	1	0.02%	1	0.02%



Including Normal Battery Depletion

Year	1	at 15 months							
Survival Probability	99.88%	99.88%							
± 1 standard error	0.06%	0.06%							
Sample Size	2,980	250							

Excluding Normal Battery Depletion

Year	1	at 15 months							
Survival Probability	99.88%	99.88%							
± 1 standard error	0.06%	0.06%							

*Parylene coating.

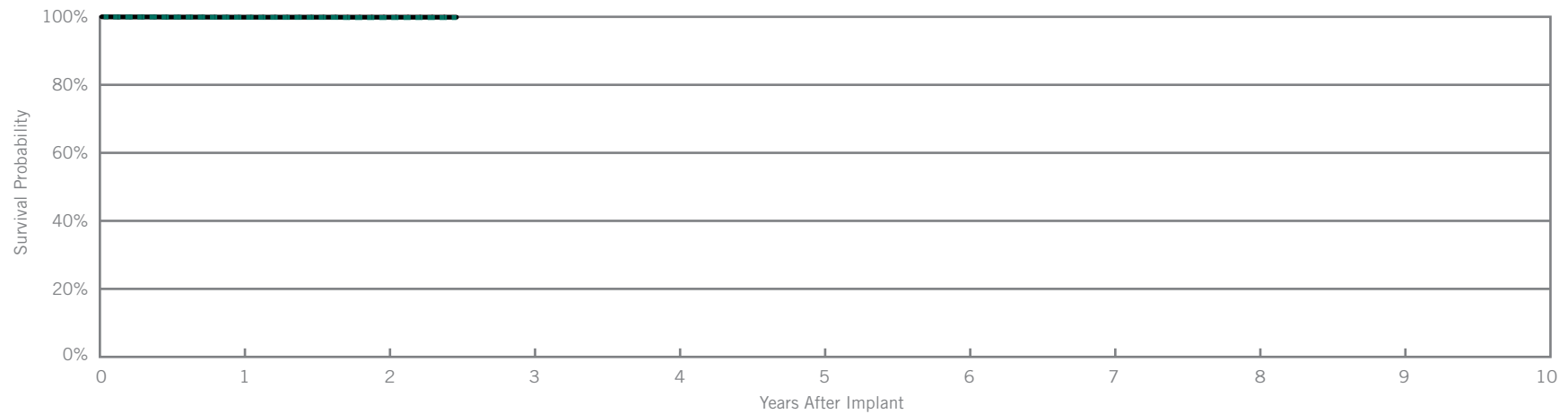
Quadra Assura™ CRT-D

Model CD3265-40Q*

US Regulatory Approval	May 2012
Registered US Implants	13,426
Estimated Active US Implants	11,365
Estimated Longevity	(see table on page 47)
Normal Battery Depletion	4
Max. Delivered Energy	40 joules
Number of US Advisories	None

Customer Reported Performance Data

	Malfunctions w/ Compromised Therapy		Malfunctions w/o Compromised Therapy	
	Qty	Rate	Qty	Rate
Electrical Component	1	<0.01%	2	0.01%
Electrical Interconnect	1	<0.01%	0	0.00%
Battery	0	0.00%	0	0.00%
High Voltage Capacitor	0	0.00%	0	0.00%
Software/Firmware	0	0.00%	1	<0.01%
Mechanical	0	0.00%	0	0.00%
Possible Early Battery Depletion	0	0.00%	0	0.00%
Other	1	<0.01%	0	0.00%
Total	3	0.02%	3	0.02%



Including Normal Battery Depletion

Year	1	2	at 30 months						
Survival Probability	99.84%	99.77%	99.77%						
± 1 standard error	0.03%	0.05%	0.05%						
Sample Size	11,940	6,230	340						

Excluding Normal Battery Depletion

Year	1	2	at 30 months						
Survival Probability	99.89%	99.89%	99.89%						
± 1 standard error	0.03%	0.03%	0.03%						

*DF4-LLHH connector type.

Actively Monitored Study Data

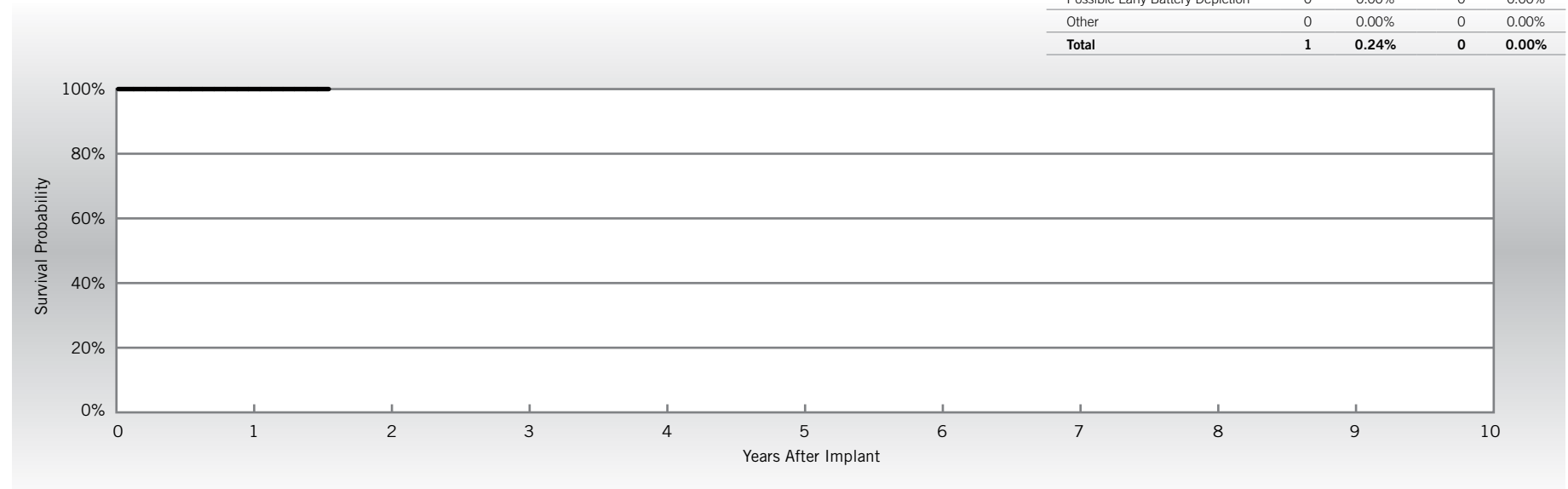
Quadra Assura™ CRT-D

Model CD3265-40Q*

US Regulatory Approval	May 2012
Number of Devices Enrolled in Study	416
Active Devices Enrolled in Study	354
Cumulative Months of Follow-up	5,933
Estimated Longevity	(see table on page 47)
Max. Delivered Energy	40 joules

Qualifying Complications
None Reported

	Malfunctions w/ Compromised Therapy		Malfunctions w/o Compromised Therapy	
	Qty	Rate	Qty	Rate
Electrical Component	0	0.00%	0	0.00%
Electrical Interconnect	1	0.24%	0	0.00%
Battery	0	0.00%	0	0.00%
High Voltage Capacitor	0	0.00%	0	0.00%
Software/Firmware	0	0.00%	0	0.00%
Mechanical	0	0.00%	0	0.00%
Possible Early Battery Depletion	0	0.00%	0	0.00%
Other	0	0.00%	0	0.00%
Total	1	0.24%	0	0.00%



Year	1	at 19 months							
Survival Probability	100.00%	100.00%							
± 1 standard error	0.00%	0.00%							
Sample Size	380	90							

*DF4-LLHH connector type.

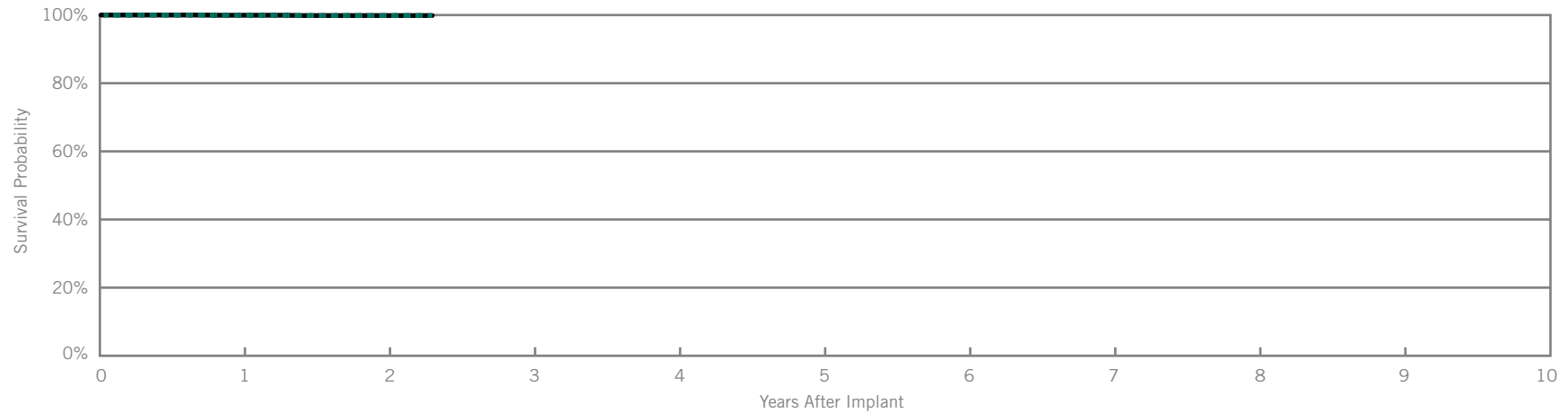
Quadra Assura™ CRT-D

Model CD3265-40

US Regulatory Approval	May 2012
Registered US Implants	3,980
Estimated Active US Implants	3,365
Estimated Longevity	(see table on page 47)
Normal Battery Depletion	0
Max. Delivered Energy	40 joules
Number of US Advisories	None

Customer Reported Performance Data

	Malfunctions w/ Compromised Therapy		Malfunctions w/o Compromised Therapy	
	Qty	Rate	Qty	Rate
Electrical Component	0	0.00%	0	0.00%
Electrical Interconnect	1	0.03%	0	0.00%
Battery	0	0.00%	0	0.00%
High Voltage Capacitor	0	0.00%	0	0.00%
Software/Firmware	0	0.00%	0	0.00%
Mechanical	0	0.00%	0	0.00%
Possible Early Battery Depletion	0	0.00%	0	0.00%
Other	0	0.00%	1	0.03%
Total	1	0.03%	1	0.03%



Including Normal Battery Depletion

Year	1	2	at 28 months						
Survival Probability	99.94%	99.85%	99.85%						
± 1 standard error	0.04%	0.08%	0.08%						
Sample Size	3,460	1,750	240						

Excluding Normal Battery Depletion

Year	1	2	at 28 months						
Survival Probability	99.94%	99.85%	99.85%						
± 1 standard error	0.04%	0.08%	0.08%						

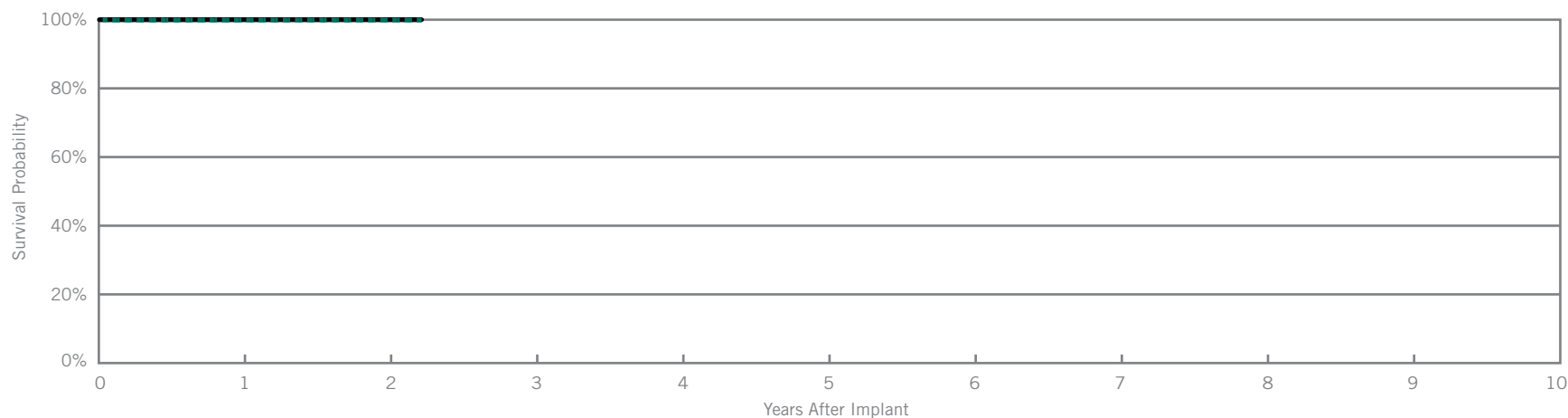
Unify Assura™ CRT-D

Model CD3257-40Q*

US Regulatory Approval	May 2012
Registered US Implants	2,698
Estimated Active US Implants	2,266
Estimated Longevity	(see table on page 47)
Normal Battery Depletion	1
Max. Delivered Energy	40 joules
Number of US Advisories	None

Customer Reported Performance Data

	Malfunctions w/ Compromised Therapy		Malfunctions w/o Compromised Therapy	
	Qty	Rate	Qty	Rate
Electrical Component	0	0.00%	0	0.00%
Electrical Interconnect	0	0.00%	0	0.00%
Battery	0	0.00%	0	0.00%
High Voltage Capacitor	0	0.00%	0	0.00%
Software/Firmware	0	0.00%	0	0.00%
Mechanical	0	0.00%	0	0.00%
Possible Early Battery Depletion	0	0.00%	0	0.00%
Other	0	0.00%	0	0.00%
Total	0	0.00%	0	0.00%



Including Normal Battery Depletion

Year	1	2	at 27 months						
Survival Probability	99.92%	99.92%	99.92%						
± 1 standard error	0.05%	0.05%	0.05%						
Sample Size	2,360	1,200	230						

Excluding Normal Battery Depletion

Year	1	2	at 27 months						
Survival Probability	100.00%	100.00%	100.00%						
± 1 standard error	0.00%	0.00%	0.00%						

*DF4-LLHH connector type.

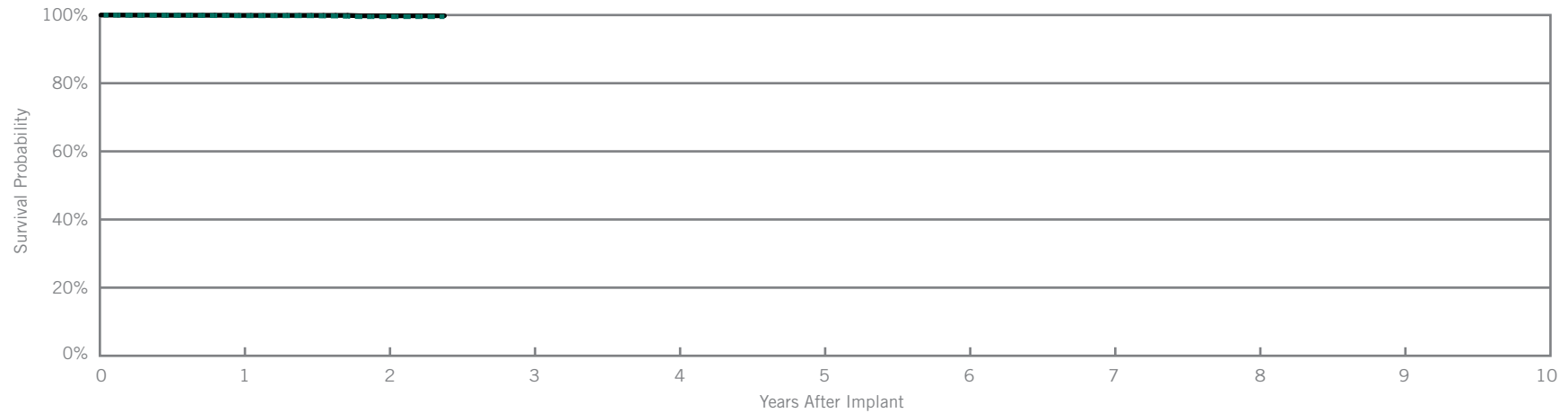
Unify Assura™ CRT-D

Model CD3257-40

US Regulatory Approval	May 2012
Registered US Implants	6,689
Estimated Active US Implants	5,621
Estimated Longevity	(see table on page 47)
Normal Battery Depletion	5
Max. Delivered Energy	40 joules
Number of US Advisories	None

Customer Reported Performance Data

	Malfunctions w/ Compromised Therapy		Malfunctions w/o Compromised Therapy	
	Qty	Rate	Qty	Rate
Electrical Component	1	0.01%	1	0.01%
Electrical Interconnect	0	0.00%	0	0.00%
Battery	0	0.00%	0	0.00%
High Voltage Capacitor	0	0.00%	0	0.00%
Software/Firmware	0	0.00%	0	0.00%
Mechanical	0	0.00%	0	0.00%
Possible Early Battery Depletion	0	0.00%	0	0.00%
Other	1	0.01%	1	0.01%
Total	2	0.03%	2	0.03%



Including Normal Battery Depletion

Year	1	2	at 29 months						
Survival Probability	99.80%	99.54%	99.54%						
± 1 standard error	0.05%	0.12%	0.12%						
Sample Size	5,890	3,140	300						

Excluding Normal Battery Depletion

Year	1	2	at 29 months						
Survival Probability	99.90%	99.79%	99.79%						
± 1 standard error	0.03%	0.08%	0.08%						

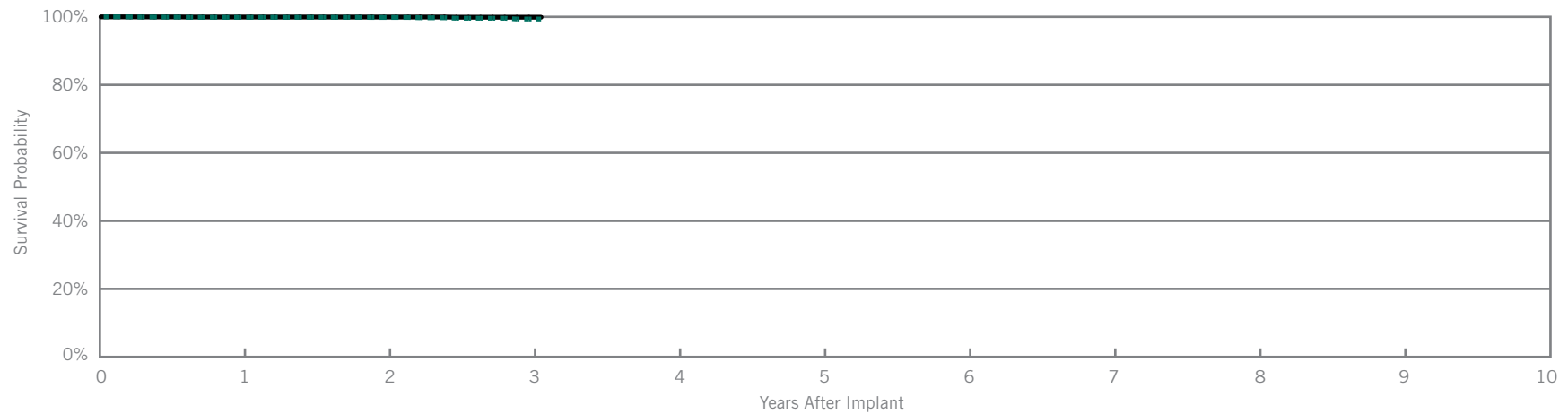
Unify Quadra™ CRT-D

Model CD3249-40Q*

US Regulatory Approval	Nov 2011
Registered US Implants	8,926
Estimated Active US Implants	6,986
Estimated Longevity	(see table on page 47)
Normal Battery Depletion	8
Max. Delivered Energy	40 joules
Number of US Advisories	None

Customer Reported Performance Data

	Malfunctions w/ Compromised Therapy		Malfunctions w/o Compromised Therapy	
	Qty	Rate	Qty	Rate
Electrical Component	0	0.00%	0	0.00%
Electrical Interconnect	0	0.00%	0	0.00%
Battery	0	0.00%	0	0.00%
High Voltage Capacitor	0	0.00%	0	0.00%
Software/Firmware	0	0.00%	0	0.00%
Mechanical	0	0.00%	0	0.00%
Possible Early Battery Depletion	1	0.01%	0	0.00%
Other	2	0.02%	0	0.00%
Total	3	0.03%	0	0.00%



Including Normal Battery Depletion

Year	1	2	3	at 37 months					
Survival Probability	99.87%	99.84%	99.37%	99.37%					
± 1 standard error	0.04%	0.05%	0.18%	0.18%					
Sample Size	8,330	6,770	3,010	210					

Excluding Normal Battery Depletion

Year	1	2	3	at 37 months					
Survival Probability	99.95%	99.95%	99.90%	99.90%					
± 1 standard error	0.02%	0.02%	0.04%	0.04%					

*DF4-LLHH connector type.

Actively Monitored Study Data

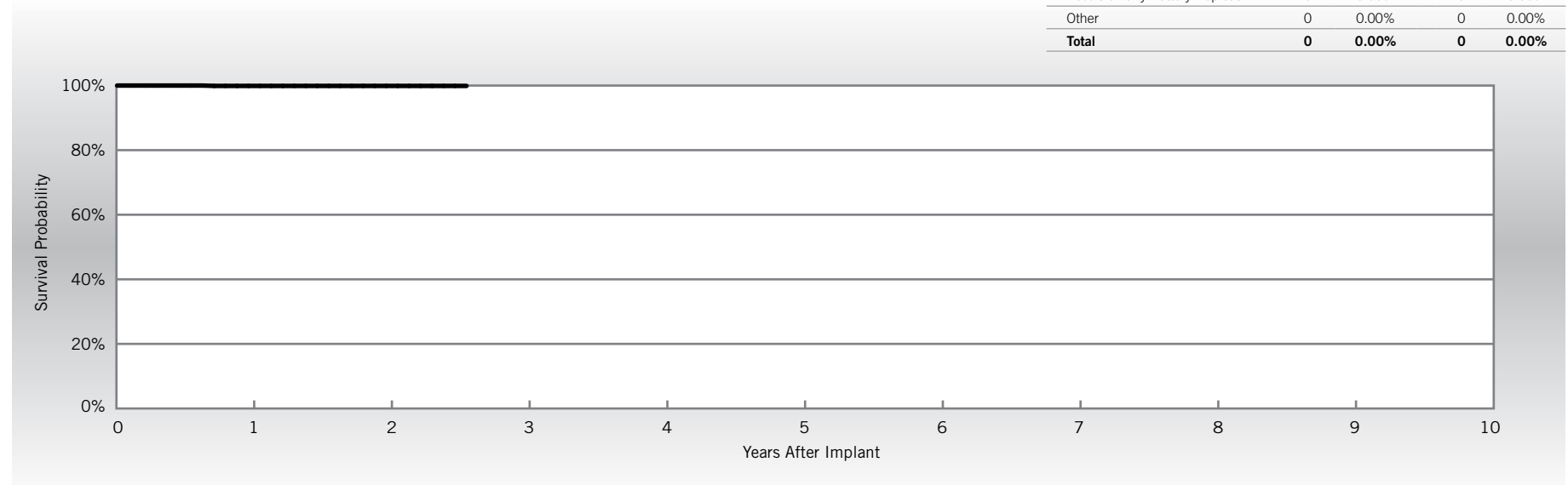
Unify Quadra™ CRT-D

Model CD3249-40Q*

US Regulatory Approval	Nov 2011
Number of Devices Enrolled in Study	990
Active Devices Enrolled in Study	758
Cumulative Months of Follow-up	19,829
Estimated Longevity	(see table on page 47)
Max. Delivered Energy	40 joules

Qualifying Complications	Qty	Rate
Skin Erosion	1	0.10%

	Malfunctions w/ Compromised Therapy		Malfunctions w/o Compromised Therapy	
	Qty	Rate	Qty	Rate
Electrical Component	0	0.00%	0	0.00%
Electrical Interconnect	0	0.00%	0	0.00%
Battery	0	0.00%	0	0.00%
High Voltage Capacitor	0	0.00%	0	0.00%
Software/Firmware	0	0.00%	0	0.00%
Mechanical	0	0.00%	0	0.00%
Possible Early Battery Depletion	0	0.00%	0	0.00%
Other	0	0.00%	0	0.00%
Total	0	0.00%	0	0.00%



Year	1	2	at 31 months						
Survival Probability	99.89%	99.89%	99.89%						
± 1 standard error	0.11%	0.11%	0.11%						
Sample Size	930	600	60						

*DF4-LLHH connector type.

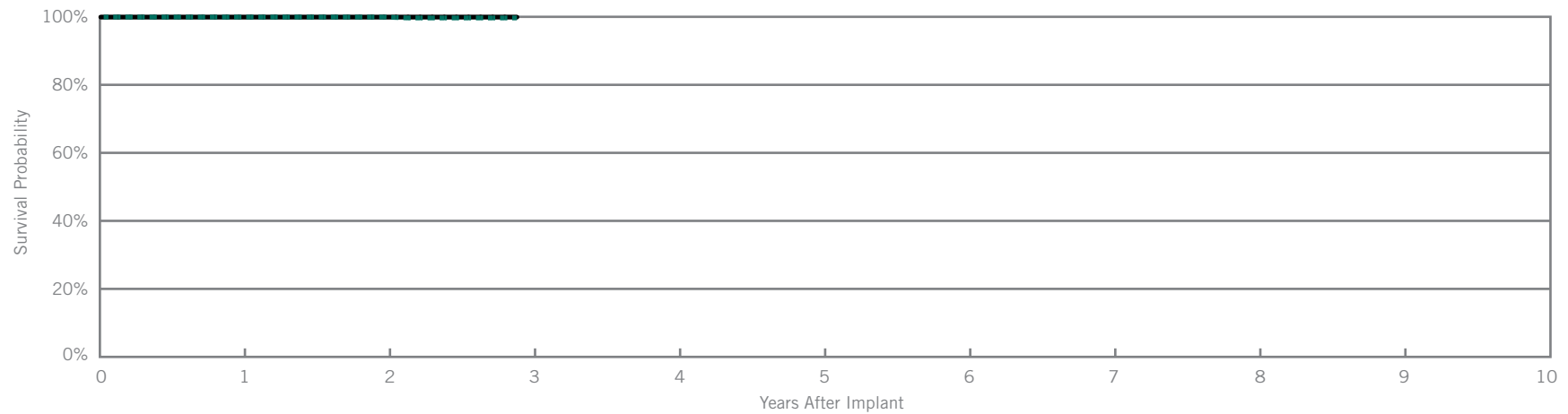
Unify Quadra™ CRT-D

Model CD3249-40

US Regulatory Approval	Nov 2011
Registered US Implants	2,522
Estimated Active US Implants	1,941
Estimated Longevity	(see table on page 47)
Normal Battery Depletion	2
Max. Delivered Energy	40 joules
Number of US Advisories	None

Customer Reported Performance Data

	Malfunctions w/ Compromised Therapy		Malfunctions w/o Compromised Therapy	
	Qty	Rate	Qty	Rate
Electrical Component	0	0.00%	0	0.00%
Electrical Interconnect	0	0.00%	0	0.00%
Battery	0	0.00%	0	0.00%
High Voltage Capacitor	0	0.00%	0	0.00%
Software/Firmware	0	0.00%	0	0.00%
Mechanical	0	0.00%	0	0.00%
Possible Early Battery Depletion	0	0.00%	0	0.00%
Other	1	0.04%	0	0.00%
Total	1	0.04%	0	0.00%



Including Normal Battery Depletion

Year	1	2	at 35 months						
Survival Probability	99.92%	99.92%	99.67%						
± 1 standard error	0.06%	0.06%	0.14%						
Sample Size	2,360	1,930	350						

Excluding Normal Battery Depletion

Year	1	2	at 35 months						
Survival Probability	99.92%	99.92%	99.92%						
± 1 standard error	0.06%	0.06%	0.06%						

Actively Monitored Study Data

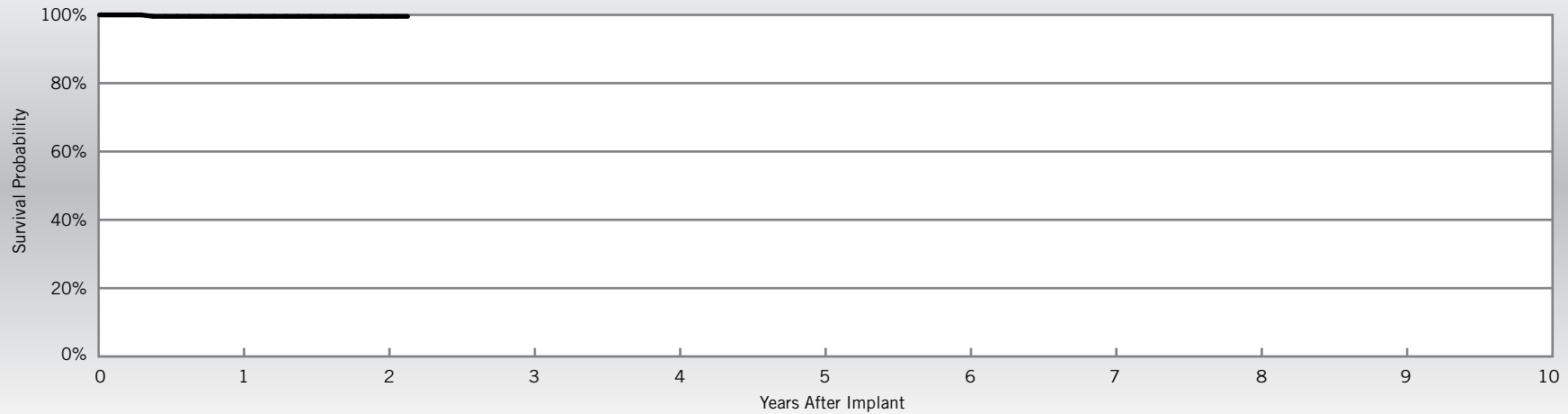
Unify Quadra™ CRT-D

Model CD3249-40

US Regulatory Approval	Nov 2011
Number of Devices Enrolled in Study	240
Active Devices Enrolled in Study	180
Cumulative Months of Follow-up	4,754
Estimated Longevity	(see table on page 47)
Max. Delivered Energy	40 joules

Qualifying Complications	Qty	Rate
Skin Erosion	1	0.42%

	Malfunctions w/ Compromised Therapy		Malfunctions w/o Compromised Therapy	
	Qty	Rate	Qty	Rate
Electrical Component	0	0.00%	0	0.00%
Electrical Interconnect	0	0.00%	0	0.00%
Battery	0	0.00%	0	0.00%
High Voltage Capacitor	0	0.00%	0	0.00%
Software/Firmware	0	0.00%	0	0.00%
Mechanical	0	0.00%	0	0.00%
Possible Early Battery Depletion	0	0.00%	0	0.00%
Other	0	0.00%	0	0.00%
Total	0	0.00%	0	0.00%



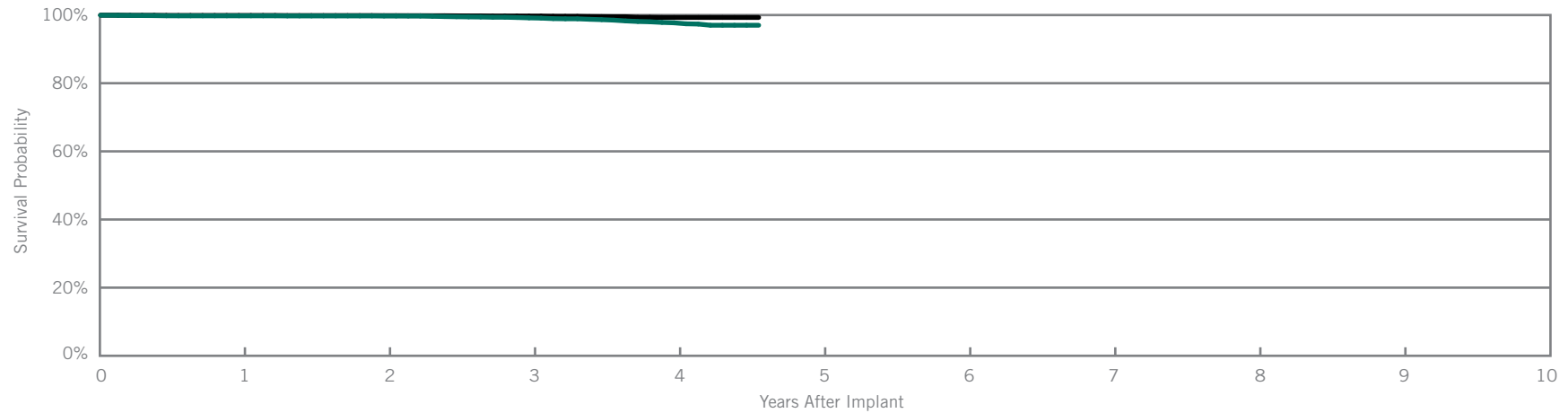
Year	1	2	at 26 months							
Survival Probability	99.56%	99.56%	99.56%							
± 1 standard error	0.44%	0.44%	0.44%							
Sample Size	220	140	60							

Unify™ CRT-D
Model CD3231-40Q*

Customer Reported Performance Data

US Regulatory Approval	May 2010
Registered US Implants	18,970
Estimated Active US Implants	12,792
Estimated Longevity	(see table on page 47)
Normal Battery Depletion	64
Max. Delivered Energy	40 joules
Number of US Advisories	None

	Malfunctions w/ Compromised Therapy		Malfunctions w/o Compromised Therapy	
	Qty	Rate	Qty	Rate
Electrical Component	0	0.00%	3	0.02%
Electrical Interconnect	1	<0.01%	0	0.00%
Battery	7	0.04%	1	<0.01%
High Voltage Capacitor	4	0.02%	0	0.00%
Software/Firmware	0	0.00%	1	<0.01%
Mechanical	1	<0.01%	2	0.01%
Possible Early Battery Depletion	8	0.04%	1	<0.01%
Other	2	0.01%	1	<0.01%
Total	23	0.12%	9	0.05%



Including Normal Battery Depletion

Year	1	2	3	4	at 55 months				
Survival Probability	99.77%	99.72%	99.17%	97.72%	97.01%				
± 1 standard error	0.04%	0.04%	0.07%	0.16%	0.23%				
Sample Size	17,660	15,360	12,700	7,350	440				

Excluding Normal Battery Depletion

Year	1	2	3	4	at 55 months				
Survival Probability	99.88%	99.83%	99.69%	99.29%	99.29%				
± 1 standard error	0.03%	0.03%	0.04%	0.09%	0.09%				

*DF4-LLHH connector type.

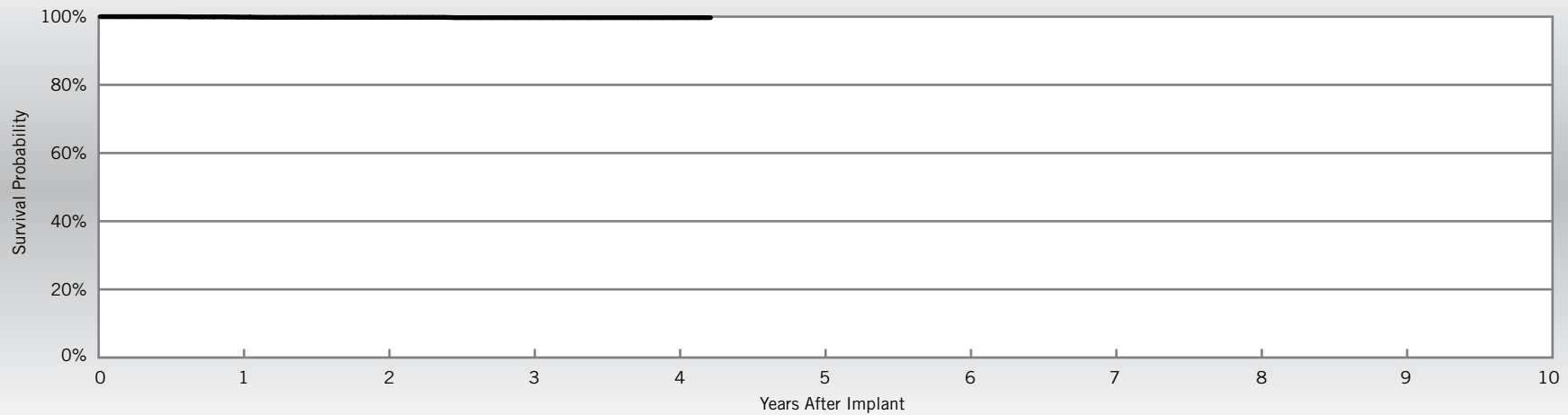
Actively Monitored Study Data

Unify™ CRT-D
Model CD3231-40Q*

US Regulatory Approval	May 2010
Number of Devices Enrolled in Study	1,678
Active Devices Enrolled in Study	1,099
Cumulative Months of Follow-up	54,555
Estimated Longevity	(see table on page 47)
Max. Delivered Energy	40 joules

Qualifying Complications	Qty	Rate
Inappropriate Shock	2	0.12%
Premature Battery Depletion	1	0.06%
Skin Erosion	1	0.06%

	Malfunctions w/ Compromised Therapy		Malfunctions w/o Compromised Therapy	
	Qty	Rate	Qty	Rate
Electrical Component	0	0.00%	1	0.06%
Electrical Interconnect	0	0.00%	0	0.00%
Battery	1	0.06%	0	0.00%
High Voltage Capacitor	0	0.00%	0	0.00%
Software/Firmware	0	0.00%	0	0.00%
Mechanical	0	0.00%	0	0.00%
Possible Early Battery Depletion	2	0.12%	1	0.06%
Other	2	0.12%	0	0.00%
Total	5	0.30%	2	0.12%



Year	1	2	3	4	at 51 months				
Survival Probability	99.87%	99.80%	99.71%	99.71%	99.71%				
± 1 standard error	0.07%	0.12%	0.14%	0.14%	0.14%				
Sample Size	1,570	1,370	1,090	540	80				

*DF4-LLHH connector type.

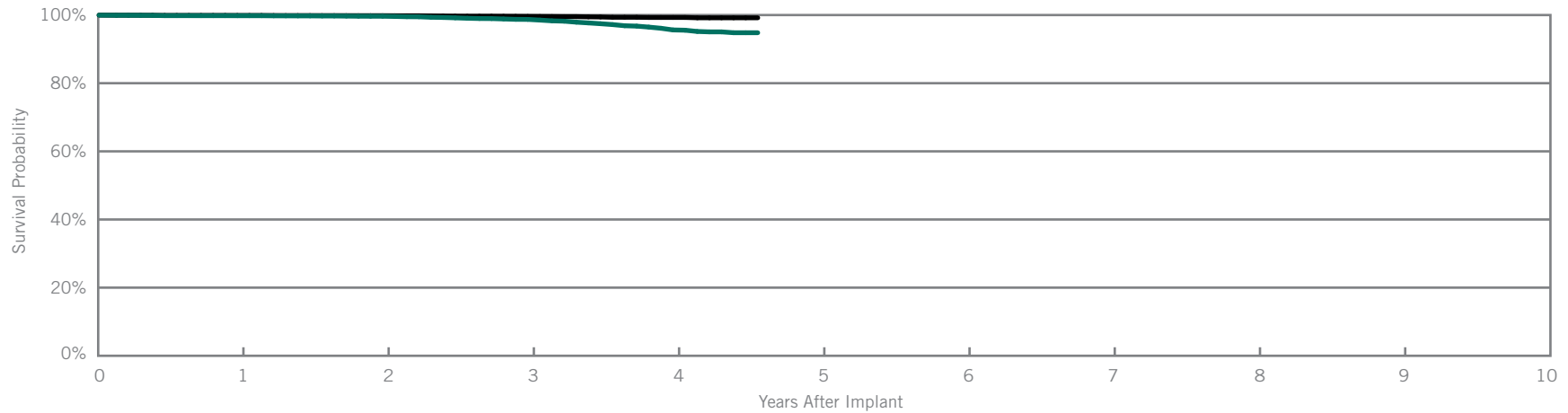
Unify™ CRT-D

Model CD3231-40

US Regulatory Approval	May 2010
Registered US Implants	20,459
Estimated Active US Implants	13,774
Estimated Longevity	(see table on page 47)
Normal Battery Depletion	114
Max. Delivered Energy	40 joules
Number of US Advisories	None

Customer Reported Performance Data

	Malfunctions w/ Compromised Therapy		Malfunctions w/o Compromised Therapy	
	Qty	Rate	Qty	Rate
Electrical Component	5	0.02%	3	0.01%
Electrical Interconnect	3	0.01%	0	0.00%
Battery	4	0.02%	0	0.00%
High Voltage Capacitor	0	0.00%	0	0.00%
Software/Firmware	0	0.00%	0	0.00%
Mechanical	1	<0.01%	0	0.00%
Possible Early Battery Depletion	3	0.01%	2	<0.01%
Other	7	0.03%	9	0.04%
Total	23	0.11%	14	0.07%



Including Normal Battery Depletion

Year	1	2	3	4	at 55 months				
Survival Probability	99.80%	99.66%	98.72%	95.63%	94.81%				
± 1 standard error	0.03%	0.04%	0.10%	0.23%	0.36%				
Sample Size	19,060	16,310	12,240	6,110	240				

Excluding Normal Battery Depletion

Year	1	2	3	4	at 55 months				
Survival Probability	99.88%	99.82%	99.60%	99.29%	99.19%				
± 1 standard error	0.02%	0.03%	0.05%	0.09%	0.11%				

Actively Monitored Study Data

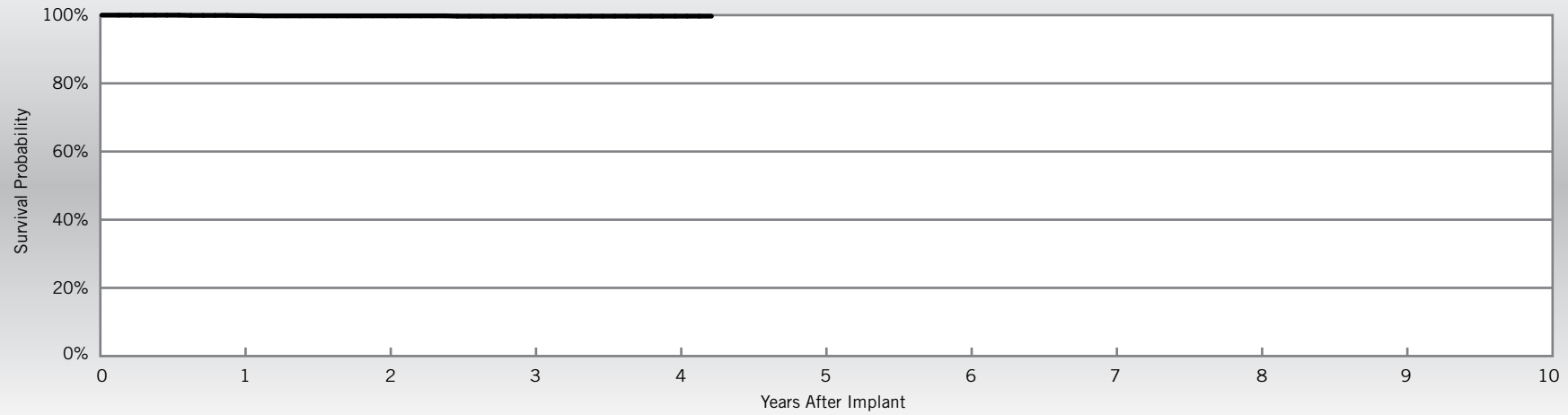
Unify™ CRT-D

Model CD3231-40

US Regulatory Approval	May 2010
Number of Devices Enrolled in Study	679
Active Devices Enrolled in Study	383
Cumulative Months of Follow-up	20,795
Estimated Longevity	(see table on page 47)
Max. Delivered Energy	40 joules

Qualifying Complications	Qty	Rate
Skin Erosion	1	0.15%

	Malfunctions w/ Compromised Therapy		Malfunctions w/o Compromised Therapy	
	Qty	Rate	Qty	Rate
Electrical Component	0	0.00%	0	0.00%
Electrical Interconnect	1	0.15%	0	0.00%
Battery	0	0.00%	1	0.15%
High Voltage Capacitor	0	0.00%	0	0.00%
Software/Firmware	0	0.00%	1	0.15%
Mechanical	0	0.00%	0	0.00%
Possible Early Battery Depletion	0	0.00%	0	0.00%
Other	0	0.00%	0	0.00%
Total	1	0.15%	2	0.29%



Year	1	2	3	4	at 50 months				
Survival Probability	99.84%	99.84%	99.84%	99.84%	99.84%				
± 1 standard error	0.16%	0.16%	0.16%	0.16%	0.16%				
Sample Size	620	510	400	210	60				

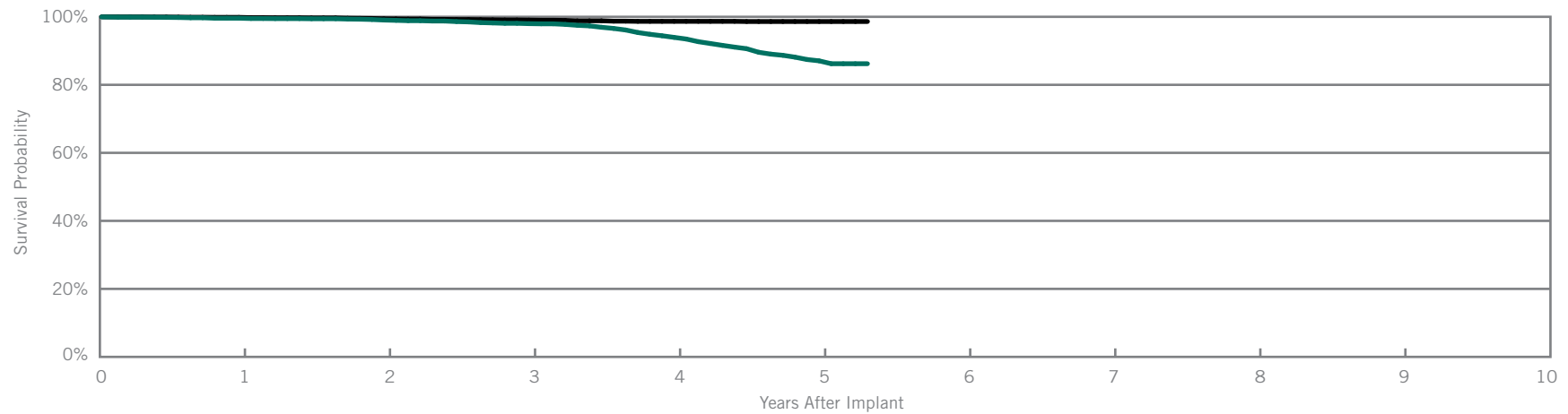
Promote™ + CRT-D

Model CD3211-36Q*

US Regulatory Approval	February 2009
Registered US Implants	6,898
Estimated Active US Implants	3,680
Estimated Longevity	(see table on page 47)
Normal Battery Depletion	177
Max. Delivered Energy	36 joules
Number of US Advisories	None

Customer Reported Performance Data

	Malfunctions w/ Compromised Therapy		Malfunctions w/o Compromised Therapy	
	Qty	Rate	Qty	Rate
Electrical Component	4	0.06%	3	0.04%
Electrical Interconnect	0	0.00%	0	0.00%
Battery	8	0.12%	5	0.07%
High Voltage Capacitor	1	0.01%	0	0.00%
Software/Firmware	0	0.00%	0	0.00%
Mechanical	1	0.01%	0	0.00%
Possible Early Battery Depletion	1	0.01%	0	0.00%
Other	5	0.07%	4	0.06%
Total	20	0.29%	12	0.17%



Including Normal Battery Depletion

Year	1	2	3	4	5	at 64 months			
Survival Probability	99.59%	99.05%	97.99%	93.95%	87.05%	86.21%			
± 1 standard error	0.08%	0.12%	0.19%	0.34%	0.55%	0.64%			
Sample Size	6,360	5,500	4,900	4,270	2,440	230			

Excluding Normal Battery Depletion

Year	1	2	3	4	5	at 64 months			
Survival Probability	99.84%	99.42%	99.04%	98.67%	98.62%	98.62%			
± 1 standard error	0.05%	0.09%	0.13%	0.16%	0.17%	0.17%			

*DF4-LLHH connector type.

Actively Monitored Study Data

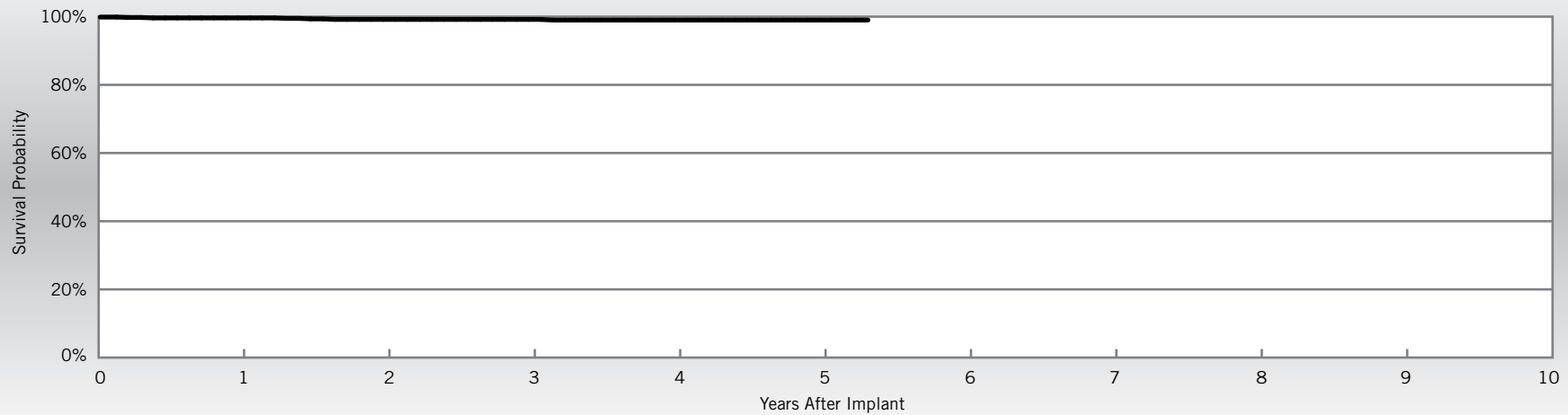
Promote™ + CRT-D

Model CD3211-36Q*

US Regulatory Approval	February 2009
Number of Devices Enrolled in Study	853
Active Devices Enrolled in Study	429
Cumulative Months of Follow-up	34,283
Estimated Longevity	(see table on page 47)
Max. Delivered Energy	36 joules

Qualifying Complications	Qty.	Rate
Inappropriate Shock	3	0.35%
Premature Battery Depletion	2	0.23%
Skin Erosion	2	0.23%

	Malfunctions w/ Compromised Therapy		Malfunctions w/o Compromised Therapy	
	Qty	Rate	Qty	Rate
Electrical Component	1	0.12%	1	0.12%
Electrical Interconnect	0	0.00%	0	0.00%
Battery	1	0.12%	1	0.12%
High Voltage Capacitor	0	0.00%	0	0.00%
Software/Firmware	0	0.00%	0	0.00%
Mechanical	0	0.00%	1	0.12%
Possible Early Battery Depletion	1	0.12%	0	0.00%
Other	0	0.00%	0	0.00%
Total	3	0.35%	3	0.35%



Year	1	2	3	4	5	at 64 months			
Survival Probability	99.63%	99.19%	99.19%	99.00%	99.00%	99.00%			
± 1 standard error	0.21%	0.33%	0.33%	0.38%	0.38%	0.38%			
Sample Size	790	680	580	480	300	60			

*DF4-LLHH connector type.

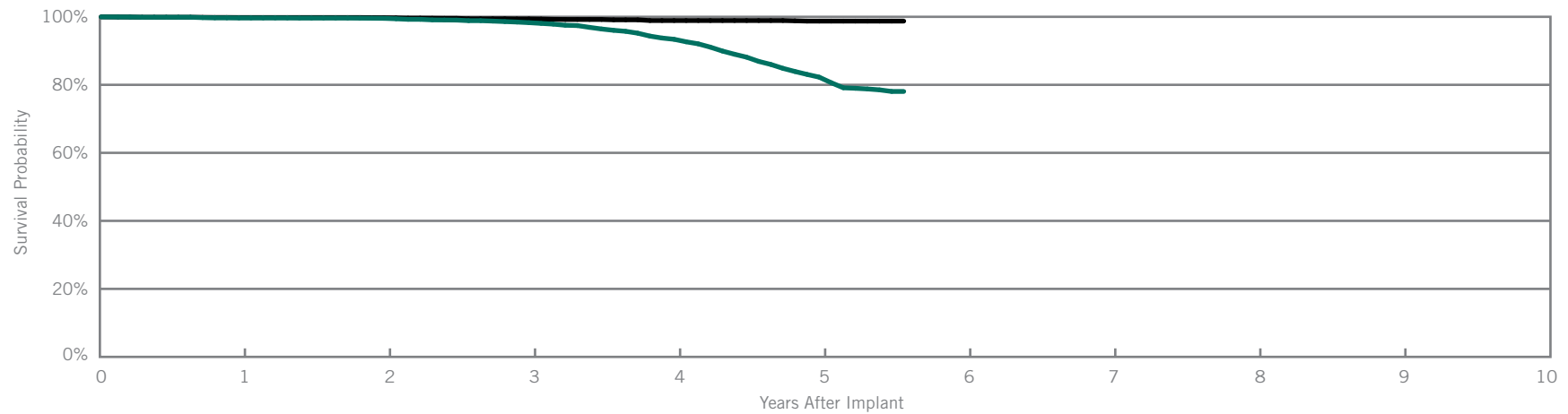
Promote™ + CRT-D

Model CD3211-36

US Regulatory Approval	February 2009
Registered US Implants	8,635
Estimated Active US Implants	4,022
Estimated Longevity	(see table on page 47)
Normal Battery Depletion	315
Max. Delivered Energy	36 joules
Number of US Advisories	None

Customer Reported Performance Data

	Malfunctions w/ Compromised Therapy		Malfunctions w/o Compromised Therapy	
	Qty	Rate	Qty	Rate
Electrical Component	3	0.03%	2	0.02%
Electrical Interconnect	0	0.00%	0	0.00%
Battery	11	0.13%	3	0.03%
High Voltage Capacitor	2	0.02%	0	0.00%
Software/Firmware	0	0.00%	1	0.01%
Mechanical	0	0.00%	0	0.00%
Possible Early Battery Depletion	1	0.01%	1	0.01%
Other	4	0.05%	3	0.03%
Total	21	0.24%	10	0.12%



Including Normal Battery Depletion

Year	1	2	3	4	5	at 67 months			
Survival Probability	99.67%	99.55%	98.28%	93.39%	82.26%	78.05%			
± 1 standard error	0.06%	0.07%	0.15%	0.33%	0.57%	0.81%			
Sample Size	7,960	6,830	5,950	5,010	3,110	230			

Excluding Normal Battery Depletion

Year	1	2	3	4	5	at 67 months			
Survival Probability	99.79%	99.73%	99.38%	98.91%	98.74%	98.74%			
± 1 standard error	0.05%	0.06%	0.10%	0.14%	0.16%	0.16%			

Actively Monitored Study Data

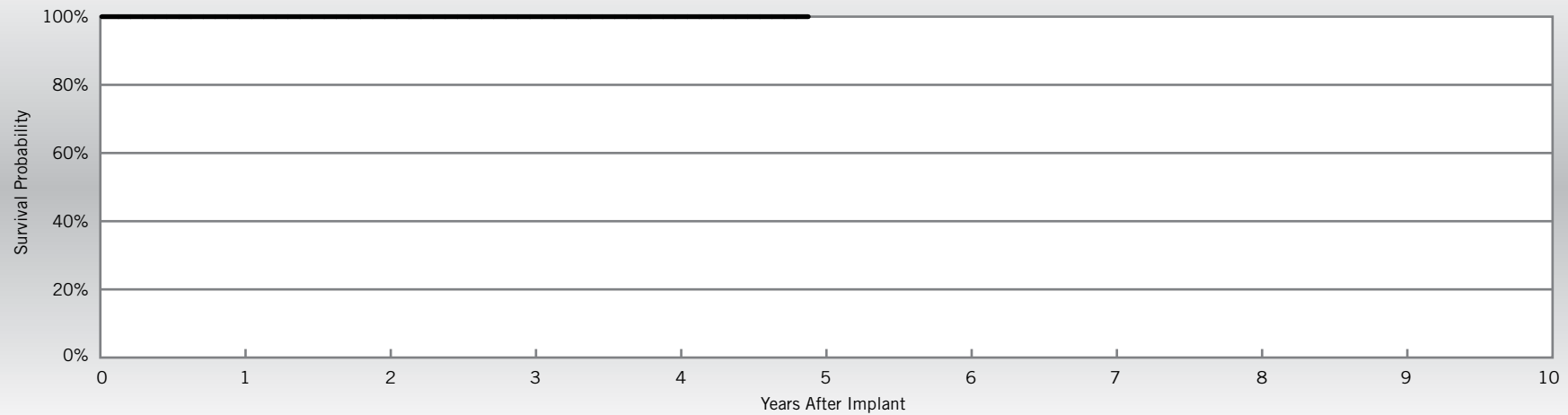
Promote™ + CRT-D

Model CD3211-36

US Regulatory Approval	February 2009
Number of Devices Enrolled in Study	223
Active Devices Enrolled in Study	90
Cumulative Months of Follow-up	8,332
Estimated Longevity	(see table on page 47)
Max. Delivered Energy	36 joules

Qualifying Complications
None Reported

	Malfunctions w/ Compromised Therapy		Malfunctions w/o Compromised Therapy	
	Qty	Rate	Qty	Rate
Electrical Component	0	0.00%	0	0.00%
Electrical Interconnect	0	0.00%	0	0.00%
Battery	0	0.00%	0	0.00%
High Voltage Capacitor	0	0.00%	0	0.00%
Software/Firmware	0	0.00%	0	0.00%
Mechanical	0	0.00%	0	0.00%
Possible Early Battery Depletion	0	0.00%	0	0.00%
Other	0	0.00%	0	0.00%
Total	0	0.00%	0	0.00%



Year	1	2	3	4	at 59 months				
Survival Probability	100.00%	100.00%	100.00%	100.00%	100.00%				
± 1 standard error	0.00%	0.00%	0.00%	0.00%	0.00%				
Sample Size	210	170	130	100	50				

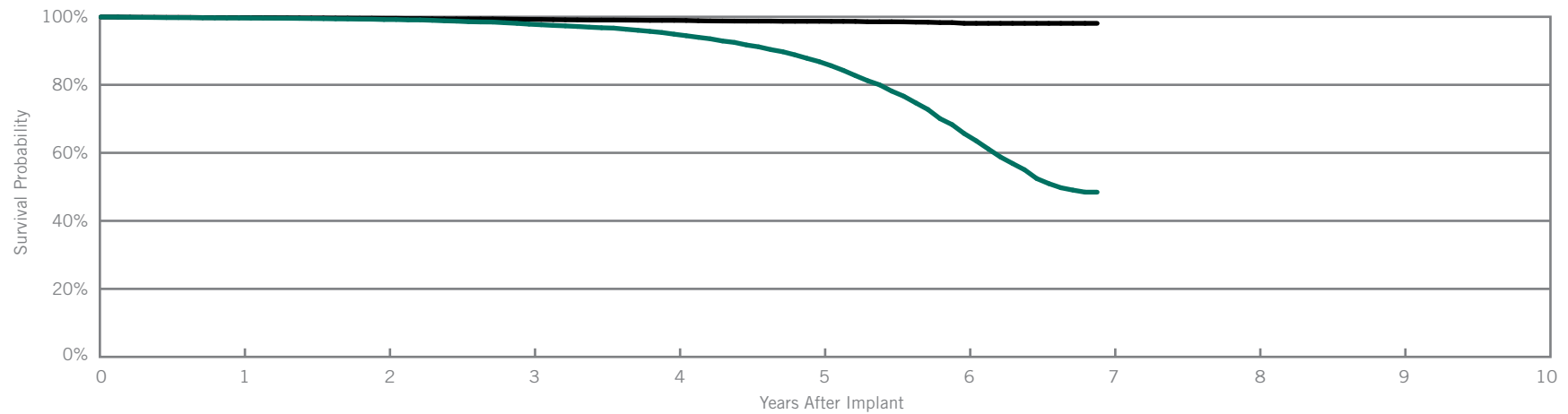
Promote™ RF CRT-D

Model 3207-36

US Regulatory Approval	September 2007
Registered US Implants	23,997
Estimated Active US Implants	6,954
Estimated Longevity	(see table on page 47)
Normal Battery Depletion	1,522
Max. Delivered Energy	36 joules
Number of US Advisories	None

Customer Reported Performance Data

	Malfunctions w/ Compromised Therapy		Malfunctions w/o Compromised Therapy	
	Qty	Rate	Qty	Rate
Electrical Component	4	0.02%	6	0.03%
Electrical Interconnect	5	0.02%	3	0.01%
Battery	18	0.08%	9	0.04%
High Voltage Capacitor	5	0.02%	1	<0.01%
Software/Firmware	0	0.00%	7	0.03%
Mechanical	2	<0.01%	2	<0.01%
Possible Early Battery Depletion	9	0.04%	5	0.02%
Other	13	0.05%	15	0.06%
Total	56	0.23%	48	0.20%



Including Normal Battery Depletion

Year	1	2	3	4	5	6	at 83 months		
Survival Probability	99.67%	99.20%	97.84%	94.89%	86.82%	65.68%	48.44%		
± 1 standard error	0.04%	0.06%	0.10%	0.17%	0.28%	0.48%	0.84%		
Sample Size	22,170	19,000	16,540	14,290	11,440	6,500	340		

Excluding Normal Battery Depletion

Year	1	2	3	4	5	6	at 83 months		
Survival Probability	99.77%	99.54%	99.23%	98.96%	98.69%	98.08%	98.08%		
± 1 standard error	0.03%	0.04%	0.06%	0.08%	0.09%	0.12%	0.14%		

Actively Monitored Study Data

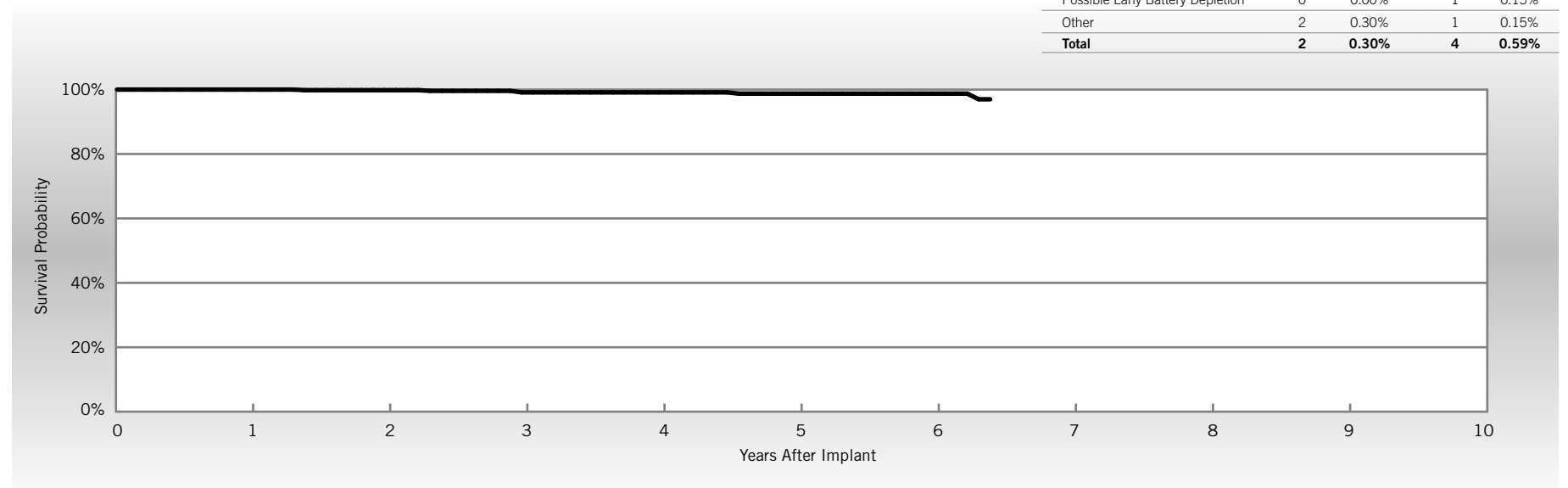
Promote™ RF CRT-D

Model 3207-36

US Regulatory Approval	September 2007
Number of Devices Enrolled in Study	675
Active Devices Enrolled in Study	240
Cumulative Months of Follow-up	28,959
Estimated Longevity	(see table on page 47)
Max. Delivered Energy	36 joules

Qualifying Complications	Qty	Rate
Inappropriate Shock	1	0.15%
Premature Battery Depletion	3	0.44%
Skin Erosion	2	0.30%

	Malfunctions w/ Compromised Therapy		Malfunctions w/o Compromised Therapy	
	Qty	Rate	Qty	Rate
Electrical Component	0	0.00%	1	0.15%
Electrical Interconnect	0	0.00%	0	0.00%
Battery	0	0.00%	1	0.15%
High Voltage Capacitor	0	0.00%	0	0.00%
Software/Firmware	0	0.00%	0	0.00%
Mechanical	0	0.00%	0	0.00%
Possible Early Battery Depletion	0	0.00%	1	0.15%
Other	2	0.30%	1	0.15%
Total	2	0.30%	4	0.59%



Year	1	2	3	4	5	6	at 77 months			
Survival Probability	100.00%	99.82%	99.13%	99.13%	98.74%	98.74%	96.98%			
± 1 standard error	0.00%	0.18%	0.27%	0.44%	0.58%	0.58%	1.84%			
Sample Size	630	550	460	350	260	160	50			

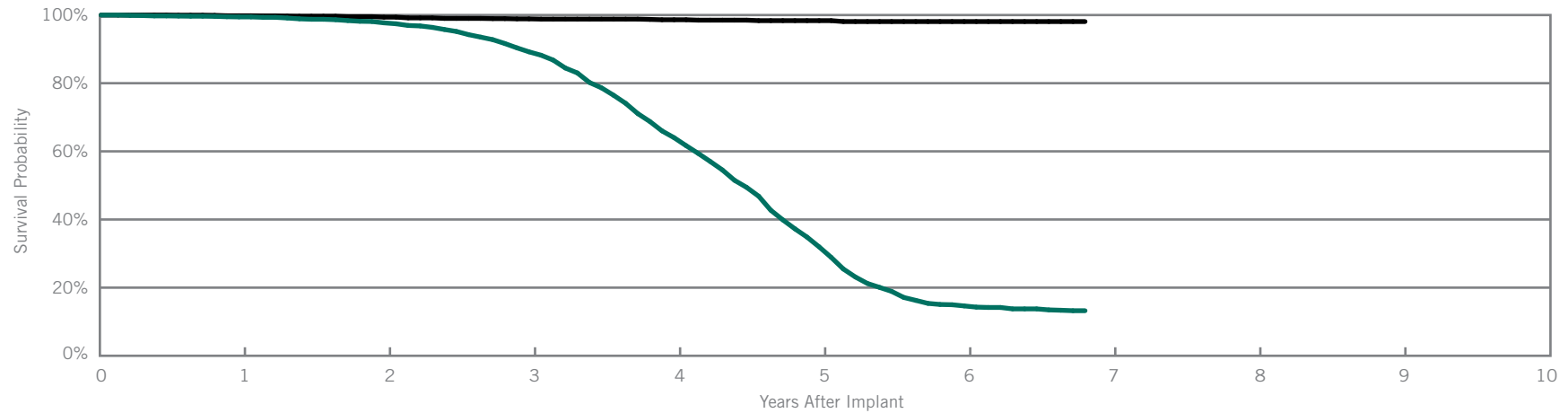
Atlas™ II + HF CRT-D

Model V-366

US Regulatory Approval	February 2007
Registered US Implants	5,010
Estimated Active US Implants	513
Estimated Longevity	(see table on page 47)
Normal Battery Depletion	979
Max. Delivered Energy	36 joules
Number of US Advisories (see pgs. 292-297)	One

Customer Reported Performance Data

	Malfunctions w/ Compromised Therapy		Malfunctions w/o Compromised Therapy	
	Qty	Rate	Qty	Rate
Electrical Component	1	0.02%	3	0.06%
Electrical Interconnect	0	0.00%	0	0.00%
Battery	4	0.08%	2	0.04%
High Voltage Capacitor	0	0.00%	0	0.00%
Software/Firmware	0	0.00%	0	0.00%
Mechanical	0	0.00%	0	0.00%
Possible Early Battery Depletion	2	0.04%	4	0.08%
Other	8	0.16%	0	0.00%
Total	15	0.30%	9	0.18%



Including Normal Battery Depletion

Year	1	2	3	4	5	6	at 82 months		
Survival Probability	99.45%	97.71%	89.20%	64.01%	31.96%	14.63%	13.23%		
± 1 standard error	0.10%	0.21%	0.50%	0.85%	0.89%	0.69%	0.67%		
Sample Size	4,620	3,930	3,260	2,390	1,360	600	200		

Excluding Normal Battery Depletion

Year	1	2	3	4	5	6	at 82 months		
Survival Probability	99.79%	99.38%	98.88%	98.62%	98.36%	98.09%	98.09%		
± 1 standard error	0.07%	0.11%	0.17%	0.20%	0.24%	0.31%	0.31%		

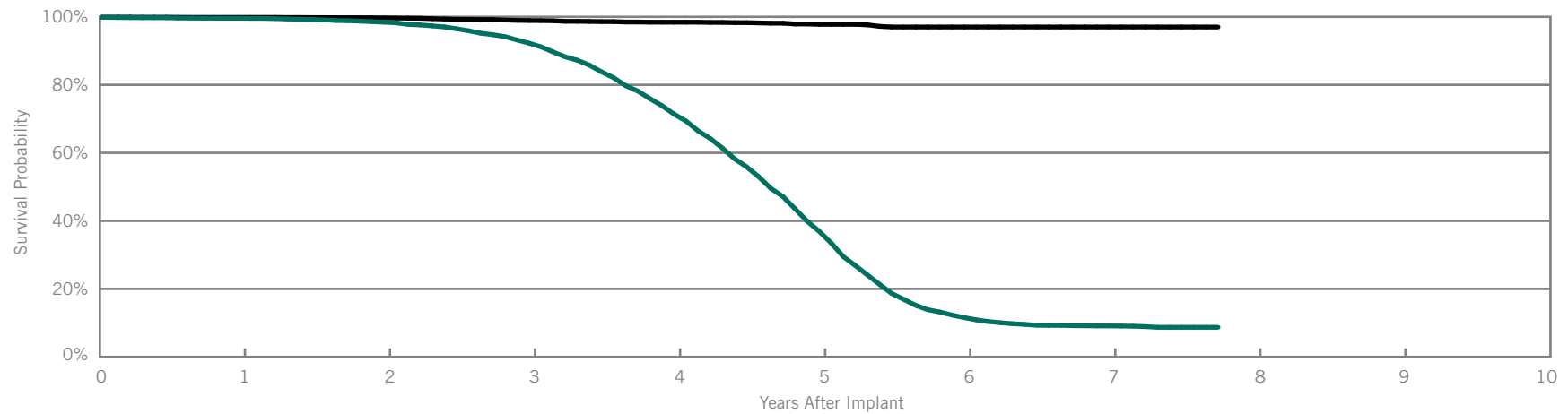
Atlas™ II HF CRT-D

Model V-365

US Regulatory Approval	July 2006
Registered US Implants	8,426
Estimated Active US Implants	528
Estimated Longevity	(see table on page 47)
Normal Battery Depletion	1,774
Max. Delivered Energy	36 joules
Number of US Advisories (see pgs. 292-297)	One

Customer Reported Performance Data

	Malfunctions w/ Compromised Therapy		Malfunctions w/o Compromised Therapy	
	Qty	Rate	Qty	Rate
Electrical Component	1	0.01%	2	0.02%
Electrical Interconnect	2	0.02%	0	0.00%
Battery	16	0.19%	3	0.04%
High Voltage Capacitor	2	0.02%	0	0.00%
Software/Firmware	0	0.00%	0	0.00%
Mechanical	0	0.00%	0	0.00%
Possible Early Battery Depletion	6	0.07%	5	0.06%
Other	8	0.09%	5	0.06%
Total	35	0.42%	15	0.18%



Including Normal Battery Depletion

Year	1	2	3	4	5	6	7	at 93 months
Survival Probability	99.58%	98.42%	92.26%	71.39%	36.96%	11.55%	9.11%	8.70%
± 1 standard error	0.07%	0.14%	0.32%	0.60%	0.71%	0.46%	0.40%	0.39%
Sample Size	7,840	6,780	5,690	4,290	2,620	1,210	560	200

Excluding Normal Battery Depletion

Year	1	2	3	4	5	6	7	at 93 months
Survival Probability	99.83%	99.68%	98.92%	98.42%	97.79%	97.01%	97.01%	97.01%
± 1 standard error	0.05%	0.06%	0.13%	0.17%	0.22%	0.35%	0.35%	0.35%

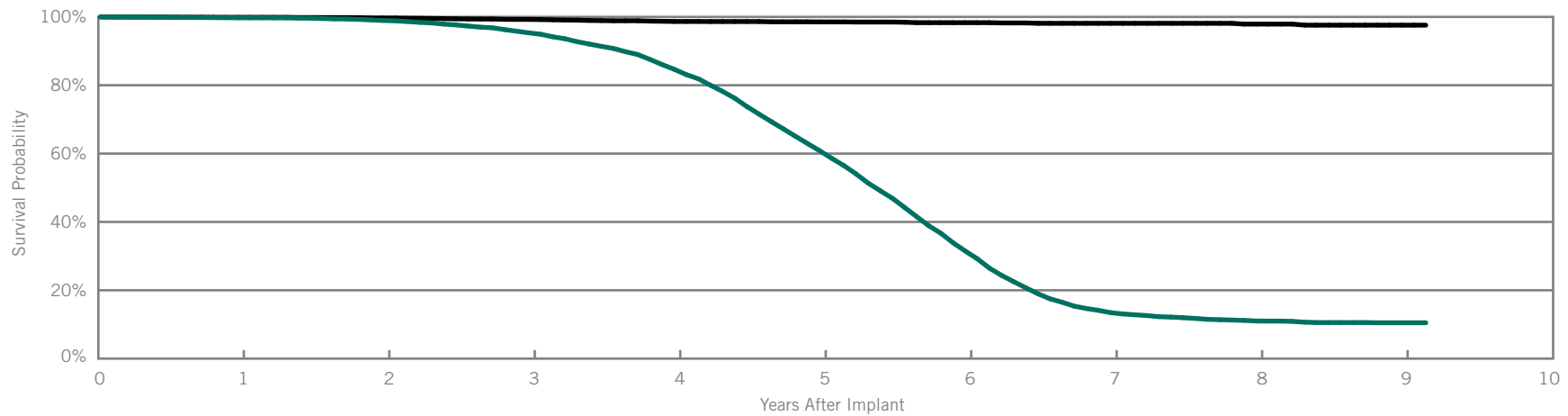
Atlas™ + HF CRT-D

Model V-343

US Regulatory Approval	November 2004
Registered US Implants	18,776
Estimated Active US Implants	1,102
Estimated Longevity	(see table on page 47)
Normal Battery Depletion	3,362
Max. Delivered Energy	36 joules
Number of US Advisories (see pgs. 292-297)	Two

Customer Reported Performance Data

	Malfunctions w/ Compromised Therapy		Malfunctions w/o Compromised Therapy	
	Qty	Rate	Qty	Rate
Electrical Component	3	0.02%	1	<0.01%
Electrical Interconnect	0	0.00%	0	0.00%
Battery	40	0.21%	4	0.02%
High Voltage Capacitor	0	0.00%	0	0.00%
Software/Firmware	0	0.00%	1	<0.01%
Mechanical	0	0.00%	1	<0.01%
Possible Early Battery Depletion	7	0.04%	11	0.06%
Other	10	0.05%	4	0.02%
Total	60	0.32%	22	0.12%



Including Normal Battery Depletion

Year	1	2	3	4	5	6	7	8	9	at 110 months
Survival Probability	99.73%	98.95%	95.33%	84.66%	60.83%	31.50%	13.44%	11.01%	10.49%	10.49%
± 1 standard error	0.04%	0.08%	0.17%	0.32%	0.48%	0.49%	0.36%	0.33%	0.33%	0.33%
Sample Size	17,480	15,180	13,020	10,420	7,280	4,200	2,050	1,030	510	210

Excluding Normal Battery Depletion

Year	1	2	3	4	5	6	7	8	9	at 110 months
Survival Probability	99.88%	99.67%	99.26%	98.66%	98.53%	98.31%	98.12%	97.89%	97.58%	97.58%
± 1 standard error	0.03%	0.04%	0.07%	0.10%	0.11%	0.13%	0.16%	0.23%	0.32%	0.32%

BATTERY LONGEVITY SUMMARY

CRT ICDs

Battery Longevity

Models	Family	Approximate Duration (years)			
		No Pacing	25% Pacing	50% Pacing	100% Pacing
CD3365-40Q	Quadra Assura™ CRT-D*	11.1	9.9	8.9	7.4
CD3365-40C	Quadra Assura™ CRT-D*	11.1	9.9	8.9	7.4
CD3357-40Q	Unify Assura™ CRT-D*	11.1	9.9	8.9	7.4
CD3357-40C	Unify Assura™ CRT-D*	11.1	9.9	8.9	7.4
CD3265-40Q	Quadra Assura™ CRT-D*	11.1	9.9	8.9	7.4
CD3265-40	Quadra Assura™ CRT-D*	11.1	9.9	8.9	7.4
CD3257-40Q	Unify Assura™ CRT-D*	11.1	9.9	8.9	7.4
CD3257-40	Unify Assura™ CRT-D*	11.1	9.9	8.9	7.4
CD3249-40Q	Unify Quadra™ CRT-D*	10.2	9.0	8.1	6.7
CD3249-40	Unify Quadra™ CRT-D*	10.2	9.0	8.1	6.7
CD3231-40Q	Unify™ CRT-D*	10.1	9.0	8.1	6.7
CD3231-40	Unify™ CRT-D*	10.1	9.0	8.1	6.7
CD3211-36Q	Promote™ + CRT-D**	8.2	7.2	6.5	5.4
CD3211-36	Promote™ + CRT-D**	8.2	7.2	6.5	5.4
3207-36	Promote™ RF CRT-D**	8.2	7.2	6.5	5.4
V-366	Atlas™ II + HF CRT-D**	8.2	7.2	6.5	5.4
V-365	Atlas™ II HF CRT-D**	8.2	7.2	6.5	5.4
V-343	Atlas™ + HF CRT-D**	7.9	7.1	6.4	5.4

Pacing parameters: DDD-BiV, RV 2.5V, LV 2.5V, A 2.5V, 0.5 ms, 60 ppm, 500 ohms

*Battery voltage range: 3.20-2.59. Three maximum charges per year.

**Battery voltage range: 3.20-2.45. Four maximum charges per year as well as monthly charging during the battery's mid-life voltage range.

SUMMARY INFORMATION

CRT ICDs

Survival Summary

Including Normal Battery Depletion

Models	Family	Survival Probability									
		1 year	2 year	3 year	4 year	5 year	6 year	7 year	8 year	9 year	10 year
CD3365-40Q	Quadra Assura™ CRT-D	99.94%									
CD3365-40C	Quadra Assura™ CRT-D	99.80%									
CD3357-40Q	Unify Assura™ CRT-D	99.75%									
CD3357-40C	Unify Assura™ CRT-D	99.88%									
CD3265-40Q	Quadra Assura™ CRT-D	99.84%	99.77%								
CD3265-40	Quadra Assura™ CRT-D	99.94%	99.85%								
CD3257-40Q	Unify Assura™ CRT-D	99.92%	99.92%								
CD3257-40	Unify Assura™ CRT-D	99.80%	99.54%								
CD3249-40Q	Unify Quadra™ CRT-D	99.87%	99.84%	99.37%							
CD3249-40	Unify Quadra™ CRT-D	99.92%	99.92%								
CD3231-40Q	Unify™ CRT-D	99.77%	99.72%	99.17%	97.72%						
CD3231-40	Unify™ CRT-D	99.80%	99.66%	98.72%	95.63%						
CD3211-36Q	Promote™ + CRT-D	99.59%	99.05%	97.99%	93.95%	87.05%					
CD3211-36	Promote™ + CRT-D	99.67%	99.55%	98.28%	93.39%	82.26%					
3207-36	Promote™ RF CRT-D	99.67%	99.20%	97.84%	94.89%	86.82%	65.68%				
V-366	Atlas™ II + HF CRT-D	99.45%	97.71%	89.20%	64.01%	31.96%	14.63%				
V-365	Atlas™ II HF CRT-D	99.58%	98.42%	92.26%	71.39%	36.96%	11.55%	9.11%			
V-343	Atlas™ + HF CRT-D	99.73%	98.95%	95.33%	84.66%	60.83%	31.50%	13.44%	11.01%	10.49%	

Survival Summary

Excluding Normal Battery Depletion

Models	Family	Survival Probability									
		1 year	2 year	3 year	4 year	5 year	6 year	7 year	8 year	9 year	10 year
CD3365-40Q	Quadra Assura™ CRT-D	99.94%									
CD3365-40C	Quadra Assura™ CRT-D	99.80%									
CD3357-40Q	Unify Assura™ CRT-D	99.75%									
CD3357-40C	Unify Assura™ CRT-D	99.88%									
CD3265-40Q	Quadra Assura™ CRT-D	99.89%	99.89%								
CD3265-40	Quadra Assura™ CRT-D	99.94%	99.85%								
CD3257-40Q	Unify Assura™ CRT-D	100.00%	100.00%								
CD3257-40	Unify Assura™ CRT-D	99.90%	99.79%								
CD3249-40Q	Unify Quadra™ CRT-D	99.95%	99.95%	99.90%							
CD3249-40	Unify Quadra™ CRT-D	99.92%	99.92%								
CD3231-40Q	Unify™ CRT-D	99.88%	99.83%	99.69%	99.29%						
CD3231-40	Unify™ CRT-D	99.88%	99.82%	99.60%	99.29%						
CD3211-36Q	Promote™ + CRT-D	99.84%	99.42%	99.04%	98.67%	98.62%					
CD3211-36	Promote™ + CRT-D	99.79%	99.73%	99.38%	98.91%	98.74%					
3207-36	Promote™ RF CRT-D	99.77%	99.54%	99.23%	98.96%	98.69%	98.08%				
V-366	Atlas™ II + HF CRT-D	99.79%	99.38%	98.88%	98.62%	98.36%	98.09%				
V-365	Atlas™ II HF CRT-D	99.83%	99.68%	98.92%	98.42%	97.79%	97.01%	97.01%			
V-343	Atlas™ + HF CRT-D	99.88%	99.67%	99.26%	98.66%	98.53%	98.31%	98.12%	97.89%	97.58%	

U.S. Malfunction Summary

Models	Family	Registered US Implants	Percent Returned for Analysis	U.S. Malfunctions w/ Compromised Therapy																	
				Electrical Component		Electrical Interconnect		Battery		High Voltage Capacitor		Software/Firmware		Mechanical		Possible Early Battery Depletion		Other		Total	
				Qty.	Rate	Qty.	Rate	Qty.	Rate	Qty.	Rate	Qty.	Rate	Qty.	Rate	Qty.	Rate	Qty.	Rate	Qty.	Rate
CD3365-40Q	Quadra Assura™ CRT-D	14,505	0.7%	0	0.00%	2	0.01%	0	0.00%	0	0.00%	0	0.00%	0	0.00%	0	0.00%	1	<0.01%	3	0.02%
CD3365-40C	Quadra Assura™ CRT-D	3,062	1.2%	0	0.00%	0	0.00%	0	0.00%	0	0.00%	0	0.00%	0	0.00%	0	0.00%	0	0.00%	0	0.00%
CD3357-40Q	Unify Assura™ CRT-D	2,615	1.2%	0	0.00%	2	0.08%	0	0.00%	0	0.00%	0	0.00%	0	0.00%	0	0.00%	0	0.00%	2	0.08%
CD3357-40C	Unify Assura™ CRT-D	5,430	0.7%	1	0.02%	0	0.00%	0	0.00%	0	0.00%	0	0.00%	0	0.00%	0	0.00%	0	0.00%	1	0.02%
CD3265-40Q	Quadra Assura™ CRT-D	13,426	1.9%	1	<0.01%	1	<0.01%	0	0.00%	0	0.00%	0	0.00%	0	0.00%	0	0.00%	1	<0.01%	3	0.02%
CD3265-40	Quadra Assura™ CRT-D	3,980	2.1%	0	0.00%	1	0.03%	0	0.00%	0	0.00%	0	0.00%	0	0.00%	0	0.00%	0	0.00%	1	0.03%
CD3257-40Q	Unify Assura™ CRT-D	2,698	2.7%	0	0.00%	0	0.00%	0	0.00%	0	0.00%	0	0.00%	0	0.00%	0	0.00%	0	0.00%	0	0.00%
CD3257-40	Unify Assura™ CRT-D	6,689	2.1%	1	0.01%	0	0.00%	0	0.00%	0	0.00%	0	0.00%	0	0.00%	0	0.00%	1	0.01%	2	0.03%
CD3249-40Q	Unify Quadra™ CRT-D	8,926	2.3%	0	0.00%	0	0.00%	0	0.00%	0	0.00%	0	0.00%	0	0.00%	1	0.01%	2	0.02%	3	0.03%
CD3249-40	Unify Quadra™ CRT-D	2,522	3.1%	0	0.00%	0	0.00%	0	0.00%	0	0.00%	0	0.00%	0	0.00%	0	0.00%	1	0.04%	1	0.04%
CD3231-40Q	Unify™ CRT-D	18,970	3.6%	0	0.00%	1	<0.01%	7	0.04%	4	0.02%	0	0.00%	1	<0.01%	8	0.04%	2	0.01%	23	0.12%
CD3231-40	Unify™ CRT-D	20,459	4.6%	5	0.02%	3	0.01%	4	0.02%	0	0.00%	0	0.00%	1	<0.01%	3	0.01%	7	0.03%	23	0.11%
CD3211-36Q	Promote™ + CRT-D	6,898	8.0%	4	0.06%	0	0.00%	8	0.12%	1	0.01%	0	0.00%	1	0.01%	1	0.01%	5	0.07%	20	0.29%
CD3211-36	Promote™ + CRT-D	8,635	12.0%	3	0.03%	0	0.00%	11	0.13%	2	0.02%	0	0.00%	0	0.00%	1	0.01%	4	0.05%	21	0.24%
3207-36	Promote™ RF CRT-D	23,997	17.4%	4	0.02%	5	0.02%	18	0.08%	5	0.02%	0	0.00%	2	<0.01%	9	0.04%	13	0.05%	56	0.23%
V-366	Atlas™ II + HF CRT-D	5,010	27.2%	1	0.02%	0	0.00%	4	0.08%	0	0.00%	0	0.00%	0	0.00%	2	0.04%	8	0.16%	15	0.30%
V-365	Atlas™ II HF CRT-D	8,426	29.0%	1	0.01%	2	0.02%	16	0.19%	2	0.02%	0	0.00%	0	0.00%	6	0.07%	8	0.09%	35	0.42%
V-343	Atlas™ + HF CRT-D	18,776	24.4%	3	0.02%	0	0.00%	40	0.21%	0	0.00%	0	0.00%	0	0.00%	7	0.04%	10	0.05%	60	0.32%

Definitions of malfunction categories can be found on pages 7-8.

U.S. Malfunction Summary

Models	Family	Registered US Implants	Percent Returned for Analysis	U.S. Malfunctions w/o Compromised Therapy																			
				Electrical Component		Electrical Interconnect		Battery		High Voltage Capacitor		Software/Firmware		Mechanical		Possible Early Battery Depletion		Other		Total			
				Qty.	Rate	Qty.	Rate	Qty.	Rate	Qty.	Rate	Qty.	Rate	Qty.	Rate	Qty.	Rate	Qty.	Rate	Qty.	Rate	Qty.	Rate
CD3365-40Q	Quadra Assura™ CRT-D	14,505	0.7%	0	0.00%	0	0.00%	0	0.00%	0	0.00%	0	0.00%	0	0.00%	0	0.00%	0	0.00%	0	0.00%	0	0.00%
CD3365-40C	Quadra Assura™ CRT-D	3,062	1.2%	1	0.03%	0	0.00%	0	0.00%	0	0.00%	0	0.00%	0	0.00%	0	0.00%	0	0.00%	1	0.03%	2	0.07%
CD3357-40Q	Unify Assura™ CRT-D	2,615	1.2%	0	0.00%	0	0.00%	0	0.00%	0	0.00%	0	0.00%	0	0.00%	0	0.00%	0	0.00%	0	0.00%	0	0.00%
CD3357-40C	Unify Assura™ CRT-D	5,430	0.7%	1	0.02%	0	0.00%	0	0.00%	0	0.00%	0	0.00%	0	0.00%	0	0.00%	0	0.00%	0	0.00%	1	0.02%
CD3265-40Q	Quadra Assura™ CRT-D	13,426	1.9%	2	0.01%	0	0.00%	0	0.00%	0	0.00%	1	<0.01%	0	0.00%	0	0.00%	0	0.00%	0	0.00%	3	0.02%
CD3265-40	Quadra Assura™ CRT-D	3,980	2.1%	0	0.00%	0	0.00%	0	0.00%	0	0.00%	0	0.00%	0	0.00%	0	0.00%	1	0.03%	1	0.03%	1	0.03%
CD3257-40Q	Unify Assura™ CRT-D	2,698	2.7%	0	0.00%	0	0.00%	0	0.00%	0	0.00%	0	0.00%	0	0.00%	0	0.00%	0	0.00%	0	0.00%	0	0.00%
CD3257-40	Unify Assura™ CRT-D	6,689	2.1%	1	0.01%	0	0.00%	0	0.00%	0	0.00%	0	0.00%	0	0.00%	0	0.00%	1	0.01%	2	0.03%	2	0.03%
CD3249-40Q	Unify Quadra™ CRT-D	8,926	2.3%	0	0.00%	0	0.00%	0	0.00%	0	0.00%	0	0.00%	0	0.00%	0	0.00%	0	0.00%	0	0.00%	0	0.00%
CD3249-40	Unify Quadra™ CRT-D	2,522	3.1%	0	0.00%	0	0.00%	0	0.00%	0	0.00%	0	0.00%	0	0.00%	0	0.00%	0	0.00%	0	0.00%	0	0.00%
CD3231-40Q	Unify™ CRT-D	18,970	3.6%	3	0.02%	0	0.00%	1	<0.01%	0	0.00%	1	<0.01%	2	0.01%	1	<0.01%	1	<0.01%	9	<0.01%	9	0.05%
CD3231-40	Unify™ CRT-D	20,459	4.6%	3	0.01%	0	0.00%	0	0.00%	0	0.00%	0	0.00%	0	0.00%	2	<0.01%	9	0.04%	14	0.07%	14	0.07%
CD3211-36Q	Promote™ + CRT-D	6,898	8.0%	3	0.04%	0	0.00%	5	0.07%	0	0.00%	0	0.00%	0	0.00%	0	0.00%	4	0.06%	12	0.17%	12	0.17%
CD3211-36	Promote™ + CRT-D	8,635	12.0%	2	0.02%	0	0.00%	3	0.03%	0	0.00%	1	0.01%	0	0.00%	1	0.01%	3	0.03%	10	0.12%	10	0.12%
3207-36	Promote™ RF CRT-D	23,997	17.4%	6	0.03%	3	0.01%	9	0.04%	1	<0.01%	7	0.03%	2	<0.01%	5	0.02%	15	0.06%	48	0.20%	48	0.20%
V-366	Atlas™ II + HF CRT-D	5,010	27.2%	3	0.06%	0	0.00%	2	0.04%	0	0.00%	0	0.00%	0	0.00%	4	0.08%	0	0.00%	9	0.18%	9	0.18%
V-365	Atlas™ II HF CRT-D	8,426	29.0%	2	0.02%	0	0.00%	3	0.04%	0	0.00%	0	0.00%	0	0.00%	5	0.06%	5	0.06%	15	0.18%	15	0.18%
V-343	Atlas™ + HF CRT-D	18,776	24.4%	1	<0.01%	0	0.00%	4	0.02%	0	0.00%	1	<0.01%	1	<0.01%	11	0.06%	4	0.02%	22	0.12%	22	0.12%

Definitions of malfunction categories can be found on pages 7-8.

Worldwide Malfunction Summary

Models	Family	Worldwide Sales	Percent Returned for Analysis	Worldwide Malfunctions w/ Compromized Therapy																	
				Electrical Component		Electrical Interconnect		Battery		High Voltage Capacitor		Software/Firmware		Mechanical		Possible Early Battery Depletion		Other		Total	
				Qty.	Rate	Qty.	Rate	Qty.	Rate	Qty.	Rate	Qty.	Rate	Qty.	Rate	Qty.	Rate	Qty.	Rate	Qty.	Rate
CD3365-40Q	Quadra Assura™ CRT-D	15,687	0.8%	0	0.00%	2	0.01%	0	0.00%	0	0.00%	0	0.00%	0	0.00%	0	0.00%	1	<0.01%	3	0.02%
CD3365-40C	Quadra Assura™ CRT-D	3,265	1.4%	0	0.00%	0	0.00%	0	0.00%	0	0.00%	0	0.00%	0	0.00%	0	0.00%	0	0.00%	0	0.00%
CD3357-40Q	Unify Assura™ CRT-D	2,798	1.7%	0	0.00%	2	0.07%	0	0.00%	0	0.00%	0	0.00%	0	0.00%	0	0.00%	0	0.00%	2	0.07%
CD3357-40C	Unify Assura™ CRT-D	5,746	0.9%	1	0.02%	0	0.00%	0	0.00%	0	0.00%	0	0.00%	0	0.00%	0	0.00%	0	0.00%	1	0.02%
CD3265-40Q	Quadra Assura™ CRT-D	13,928	2.2%	1	<0.01%	2	0.01%	0	0.00%	0	0.00%	0	0.00%	0	0.00%	0	0.00%	1	<0.01%	4	0.03%
CD3265-40	Quadra Assura™ CRT-D	4,016	2.7%	0	0.00%	1	0.02%	0	0.00%	0	0.00%	0	0.00%	0	0.00%	0	0.00%	0	0.00%	1	0.02%
CD3257-40Q	Unify Assura™ CRT-D	2,734	3.6%	0	0.00%	0	0.00%	0	0.00%	0	0.00%	0	0.00%	0	0.00%	0	0.00%	0	0.00%	0	0.00%
CD3257-40	Unify Assura™ CRT-D	6,716	2.6%	1	0.01%	0	0.00%	0	0.00%	0	0.00%	0	0.00%	0	0.00%	0	0.00%	1	0.01%	2	0.03%
CD3249-40Q	Unify Quadra™ CRT-D	10,100	2.5%	0	0.00%	0	0.00%	0	0.00%	0	0.00%	0	0.00%	0	0.00%	1	<0.01%	2	0.02%	3	0.03%
CD3249-40	Unify Quadra™ CRT-D	2,915	3.8%	0	0.00%	0	0.00%	0	0.00%	0	0.00%	0	0.00%	0	0.00%	0	0.00%	1	0.03%	1	0.03%
CD3231-40Q	Unify™ CRT-D	20,873	4.1%	1	<0.01%	1	<0.01%	8	0.04%	4	0.02%	0	0.00%	1	<0.01%	10	0.05%	4	0.02%	29	0.14%
CD3231-40	Unify™ CRT-D	21,331	4.9%	5	0.02%	4	0.02%	4	0.02%	0	0.00%	0	0.00%	1	<0.01%	4	0.02%	7	0.03%	25	0.12%
CD3211-36Q	Promote™ + CRT-D	13,927	5.4%	8	0.06%	0	0.00%	9	0.06%	2	0.01%	0	0.00%	2	0.01%	2	0.01%	5	0.04%	28	0.20%
CD3211-36	Promote™ + CRT-D	18,776	6.3%	6	0.03%	1	<0.01%	13	0.07%	3	0.02%	0	0.00%	0	0.00%	2	0.01%	6	0.03%	31	0.17%
3207-36	Promote™ RF CRT-D	25,840	17.6%	4	0.02%	5	0.02%	20	0.08%	5	0.02%	0	0.00%	2	<0.01%	9	0.03%	16	0.06%	61	0.24%
V-366	Atlas™ II + HF CRT-D	5,184	27.4%	1	0.02%	0	0.00%	4	0.08%	0	0.00%	0	0.00%	0	0.00%	2	0.04%	8	0.15%	15	0.29%
V-365	Atlas™ II HF CRT-D	8,478	29.9%	1	0.01%	2	0.02%	16	0.19%	2	0.02%	0	0.00%	0	0.00%	6	0.07%	8	0.09%	35	0.41%
V-343	Atlas™ + HF CRT-D	19,292	24.3%	3	0.02%	0	0.00%	41	0.21%	0	0.00%	0	0.00%	0	0.00%	7	0.04%	10	0.05%	61	0.32%

Definitions of malfunction categories can be found on pages 7-8.

Worldwide Malfunction Summary

Models	Family	Worldwide Sales	Percent Returned for Analysis	Worldwide Malfunctions w/o Compromized Therapy																			
				Electrical Component		Electrical Interconnect		Battery		High Voltage Capacitor		Software/Firmware		Mechanical		Possible Early Battery Depletion		Other		Total			
				Qty.	Rate	Qty.	Rate	Qty.	Rate	Qty.	Rate	Qty.	Rate	Qty.	Rate	Qty.	Rate	Qty.	Rate	Qty.	Rate	Qty.	Rate
CD3365-40Q	Quadra Assura™ CRT-D	15,687	0.8%	0	0.00%	0	0.00%	0	0.00%	0	0.00%	0	0.00%	0	0.00%	0	0.00%	0	0.00%	0	0.00%	0	0.00%
CD3365-40C	Quadra Assura™ CRT-D	3,265	1.4%	1	0.03%	0	0.00%	0	0.00%	0	0.00%	0	0.00%	0	0.00%	0	0.00%	0	0.00%	1	0.03%	2	0.06%
CD3357-40Q	Unify Assura™ CRT-D	2,798	1.7%	0	0.00%	0	0.00%	0	0.00%	0	0.00%	0	0.00%	0	0.00%	0	0.00%	0	0.00%	0	0.00%	0	0.00%
CD3357-40C	Unify Assura™ CRT-D	5,746	0.9%	1	0.02%	0	0.00%	0	0.00%	0	0.00%	0	0.00%	0	0.00%	0	0.00%	0	0.00%	0	0.00%	1	0.02%
CD3265-40Q	Quadra Assura™ CRT-D	13,928	2.2%	2	0.01%	0	0.00%	0	0.00%	0	0.00%	1	<0.01%	0	0.00%	0	0.00%	0	0.00%	0	0.00%	3	0.02%
CD3265-40	Quadra Assura™ CRT-D	4,016	2.7%	0	0.00%	0	0.00%	0	0.00%	0	0.00%	0	0.00%	0	0.00%	0	0.00%	1	0.02%	1	0.02%	1	0.02%
CD3257-40Q	Unify Assura™ CRT-D	2,734	3.6%	0	0.00%	0	0.00%	0	0.00%	0	0.00%	0	0.00%	0	0.00%	0	0.00%	0	0.00%	0	0.00%	0	0.00%
CD3257-40	Unify Assura™ CRT-D	6,716	2.6%	1	0.01%	0	0.00%	0	0.00%	0	0.00%	0	0.00%	0	0.00%	0	0.00%	1	0.01%	2	0.03%	2	0.03%
CD3249-40Q	Unify Quadra™ CRT-D	10,100	2.5%	0	0.00%	0	0.00%	0	0.00%	0	0.00%	0	0.00%	0	0.00%	0	0.00%	0	0.00%	0	0.00%	0	0.00%
CD3249-40	Unify Quadra™ CRT-D	2,915	3.8%	0	0.00%	0	0.00%	0	0.00%	0	0.00%	0	0.00%	0	0.00%	0	0.00%	0	0.00%	0	0.00%	0	0.00%
CD3231-40Q	Unify™ CRT-D	20,873	4.1%	4	0.02%	0	0.00%	1	<0.01%	0	0.00%	1	<0.01%	2	<0.01%	2	<0.01%	1	<0.01%	11	0.05%	11	0.05%
CD3231-40	Unify™ CRT-D	21,331	4.9%	4	0.02%	0	0.00%	1	<0.01%	0	0.00%	1	<0.01%	0	0.00%	2	<0.01%	9	0.04%	17	0.08%	17	0.08%
CD3211-36Q	Promote™ + CRT-D	13,927	5.4%	5	0.04%	0	0.00%	7	0.05%	0	0.00%	0	0.00%	1	<0.01%	0	0.00%	6	0.04%	19	0.14%	19	0.14%
CD3211-36	Promote™ + CRT-D	18,776	6.3%	5	0.03%	0	0.00%	3	0.02%	0	0.00%	1	<0.01%	1	<0.01%	1	<0.01%	4	0.02%	15	0.08%	15	0.08%
3207-36	Promote™ RF CRT-D	25,840	17.6%	7	0.03%	3	0.01%	10	0.04%	1	<0.01%	7	0.03%	2	<0.01%	6	0.02%	16	0.06%	52	0.20%	52	0.20%
V-366	Atlas™ II + HF CRT-D	5,184	27.4%	3	0.06%	0	0.00%	2	0.04%	0	0.00%	0	0.00%	0	0.00%	4	0.08%	0	0.00%	9	0.17%	9	0.17%
V-365	Atlas™ II HF CRT-D	8,478	29.9%	2	0.02%	0	0.00%	3	0.04%	0	0.00%	0	0.00%	0	0.00%	5	0.06%	5	0.06%	15	0.18%	15	0.18%
V-343	Atlas™ + HF CRT-D	19,292	24.3%	1	<0.01%	0	0.00%	4	0.02%	0	0.00%	1	<0.01%	1	<0.01%	11	0.06%	4	0.02%	22	0.11%	22	0.11%

Definitions of malfunction categories can be found on pages 7-8.

Actively Monitored Study Data Summary

Qualifying Complications

Models	Number of Devices Enrolled	Active Devices Enrolled	Cumulative Months of Follow-Up	Inappropriate Shock		Loss of Telemetry		Pericardial Effusion		Premature Battery Depletion		Skin Erosion		Total	
				Qty.	Rate	Qty.	Rate	Qty.	Rate	Qty.	Rate	Qty.	Rate	Qty.	Rate
CD3365-40Q	146	135	1,800	0	0.00%	0	0.00%	0	0.00%	0	0.00%	0	0.00%	0	0.00%
CD3265-40Q	416	354	5,933	0	0.00%	0	0.00%	0	0.00%	0	0.00%	0	0.00%	0	0.00%
CD3249-40Q	990	758	19,829	0	0.00%	0	0.00%	0	0.00%	0	0.00%	1	0.10%	1	0.10%
CD3249-40	240	180	4,754	0	0.00%	0	0.00%	0	0.00%	0	0.00%	1	0.42%	1	0.42%
CD3231-40Q	1,678	1,099	54,555	2	0.12%	0	0.00%	0	0.00%	1	0.06%	1	0.06%	4	0.24%
CD3231-40	679	383	20,795	0	0.00%	0	0.00%	0	0.00%	0	0.00%	1	0.15%	1	0.15%
CD3211-36Q	853	429	34,283	3	0.35%	0	0.00%	0	0.00%	2	0.23%	2	0.23%	7	0.82%
CD3211-36	223	90	8,332	0	0.00%	0	0.00%	0	0.00%	0	0.00%	0	0.00%	0	0.00%
3207-36	675	240	28,959	1	0.15%	0	0.00%	0	0.00%	3	0.44%	2	0.30%	6	0.89%

A list of complications can be found on page 15.

Actively Monitored Study Data Summary

Malfunctions

Models	Family	Number of Devices Enrolled	Percent Returned for Analysis	Malfunctions w/ Compromised Therapy																			
				Electrical Component		Electrical Interconnect		Battery		High Voltage Capacitor		Software/Firmware		Mechanical		Possible Early Battery Depletion		Other		Total			
				Qty.	Rate	Qty.	Rate	Qty.	Rate	Qty.	Rate	Qty.	Rate	Qty.	Rate	Qty.	Rate	Qty.	Rate	Qty.	Rate	Qty.	Rate
CD3365-40Q	Quadra Assura™ CRT-D	146	2.1%	0	0.00%	0	0.00%	0	0.00%	0	0.00%	0	0.00%	0	0.00%	0	0.00%	0	0.00%	0	0.00%	0	0.00%
CD3265-40Q	Quadra Assura™ CRT-D	416	1.9%	0	0.00%	1	0.24%	0	0.00%	0	0.00%	0	0.00%	0	0.00%	0	0.00%	0	0.00%	0	0.00%	1	0.24%
CD3249-40Q	Unify Quadra™ CRT-D	990	1.7%	0	0.00%	0	0.00%	0	0.00%	0	0.00%	0	0.00%	0	0.00%	0	0.00%	0	0.00%	0	0.00%	0	0.00%
CD3249-40	Unify Quadra™ CRT-D	240	3.3%	0	0.00%	0	0.00%	0	0.00%	0	0.00%	0	0.00%	0	0.00%	0	0.00%	0	0.00%	0	0.00%	0	0.00%
CD3231-40Q	Unify™ CRT-D	1,678	4.1%	0	0.00%	0	0.00%	1	0.06%	0	0.00%	0	0.00%	0	0.00%	2	0.12%	2	0.12%	5	0.30%		
CD3231-40	Unify™ CRT-D	679	4.4%	0	0.00%	1	0.15%	0	0.00%	0	0.00%	0	0.00%	0	0.00%	0	0.00%	0	0.00%	1	0.15%		
CD3211-36Q	Promote™ + CRT-D	853	11.3%	1	0.12%	0	0.00%	1	0.12%	0	0.00%	0	0.00%	0	0.00%	1	0.12%	0	0.00%	3	0.35%		
CD3211-36	Promote™ + CRT-D	223	10.3%	0	0.00%	0	0.00%	0	0.00%	0	0.00%	0	0.00%	0	0.00%	0	0.00%	0	0.00%	0	0.00%		
3207-36	Promote™ RF CRT-D	675	22.1%	0	0.00%	0	0.00%	0	0.00%	0	0.00%	0	0.00%	0	0.00%	0	0.00%	2	0.30%	2	0.30%		

Models	Family	Number of Devices Enrolled	Percent Returned for Analysis	Malfunctions w/o Compromised Therapy																			
				Electrical Component		Electrical Interconnect		Battery		High Voltage Capacitor		Software/Firmware		Mechanical		Possible Early Battery Depletion		Other		Total			
				Qty.	Rate	Qty.	Rate	Qty.	Rate	Qty.	Rate	Qty.	Rate	Qty.	Rate	Qty.	Rate	Qty.	Rate	Qty.	Rate	Qty.	Rate
CD3365-40Q	Quadra Assura™ CRT-D	146	2.1%	0	0.00%	0	0.00%	0	0.00%	0	0.00%	0	0.00%	0	0.00%	0	0.00%	0	0.00%	0	0.00%	0	0.00%
CD3265-40Q	Quadra Assura™ CRT-D	416	1.9%	0	0.00%	0	0.00%	0	0.00%	0	0.00%	0	0.00%	0	0.00%	0	0.00%	0	0.00%	0	0.00%	0	0.00%
CD3249-40Q	Unify Quadra™ CRT-D	990	1.7%	0	0.00%	0	0.00%	0	0.00%	0	0.00%	0	0.00%	0	0.00%	0	0.00%	0	0.00%	0	0.00%	0	0.00%
CD3249-40	Unify Quadra™ CRT-D	240	3.3%	0	0.00%	0	0.00%	0	0.00%	0	0.00%	0	0.00%	0	0.00%	0	0.00%	0	0.00%	0	0.00%	0	0.00%
CD3231-40Q	Unify™ CRT-D	1,678	4.1%	1	0.06%	0	0.00%	0	0.00%	0	0.00%	0	0.00%	0	0.00%	1	0.06%	0	0.00%	2	0.12%		
CD3231-40	Unify™ CRT-D	679	4.4%	0	0.00%	0	0.00%	1	0.15%	0	0.00%	1	0.15%	0	0.00%	0	0.00%	0	0.00%	2	0.29%		
CD3211-36Q	Promote™ + CRT-D	853	11.3%	1	0.12%	0	0.00%	1	0.12%	0	0.00%	0	0.00%	1	0.12%	0	0.00%	0	0.00%	3	0.35%		
CD3211-36	Promote™ + CRT-D	223	10.3%	0	0.00%	0	0.00%	0	0.00%	0	0.00%	0	0.00%	0	0.00%	0	0.00%	0	0.00%	0	0.00%		
3207-36	Promote™ RF CRT-D	675	22.1%	1	0.15%	0	0.00%	1	0.15%	0	0.00%	0	0.00%	0	0.00%	1	0.15%	1	0.15%	4	0.59%		

Definitions of malfunction categories can be found on pages 7-8.

CARDIAC RESYNCHRONIZATION THERAPY (CRT) DEVICES

CRT Pacemakers

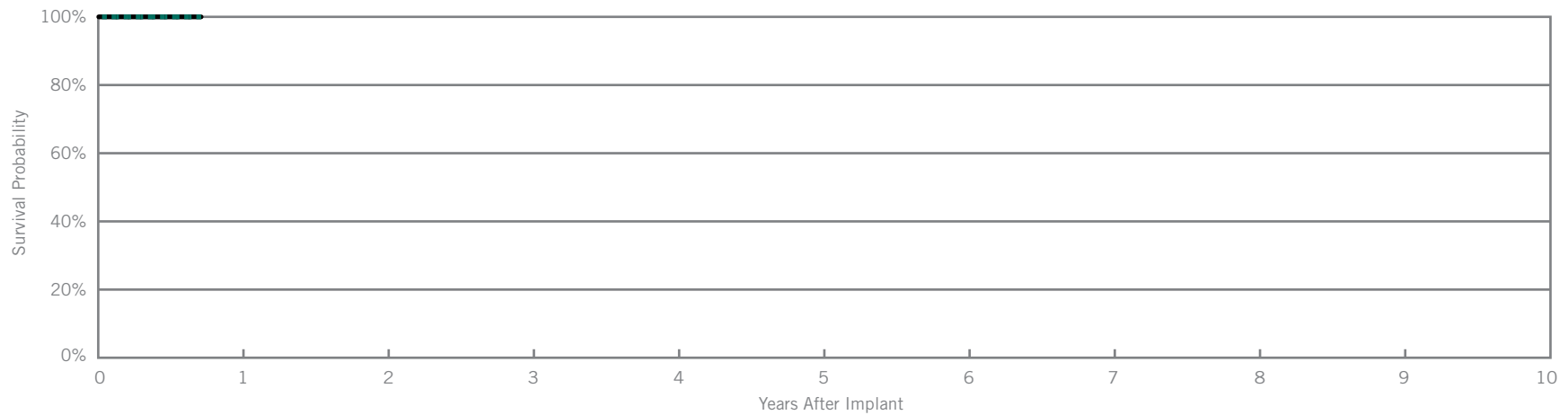
Allure Quadra™ RF CRT-P

Model PM3242

US Regulatory Approval	March 2014
Registered US Implants	4,273
Estimated Active US Implants	4,066
Estimated Longevity	8 Years
Normal Battery Depletion	0
Number of US Advisories	None

Customer Reported Performance Data

	Malfunctions w/ Compromised Therapy		Malfunctions w/o Compromised Therapy	
	Qty	Rate	Qty	Rate
Electrical Component	0	0.00%	0	0.00%
Electrical Interconnect	0	0.00%	0	0.00%
Battery	0	0.00%	0	0.00%
Software/Firmware	0	0.00%	0	0.00%
Mechanical	0	0.00%	0	0.00%
Possible Early Battery Depletion	0	0.00%	0	0.00%
Other	0	0.00%	0	0.00%
Total	0	0.00%	0	0.00%



Including Normal Battery Depletion

Year	at 9 months								
Survival Probability	100.00%								
± 1 standard error	0.00%								
Sample Size	200								

Excluding Normal Battery Depletion

Year	at 9 months								
Survival Probability	100.00%								
± 1 standard error	0.00%								

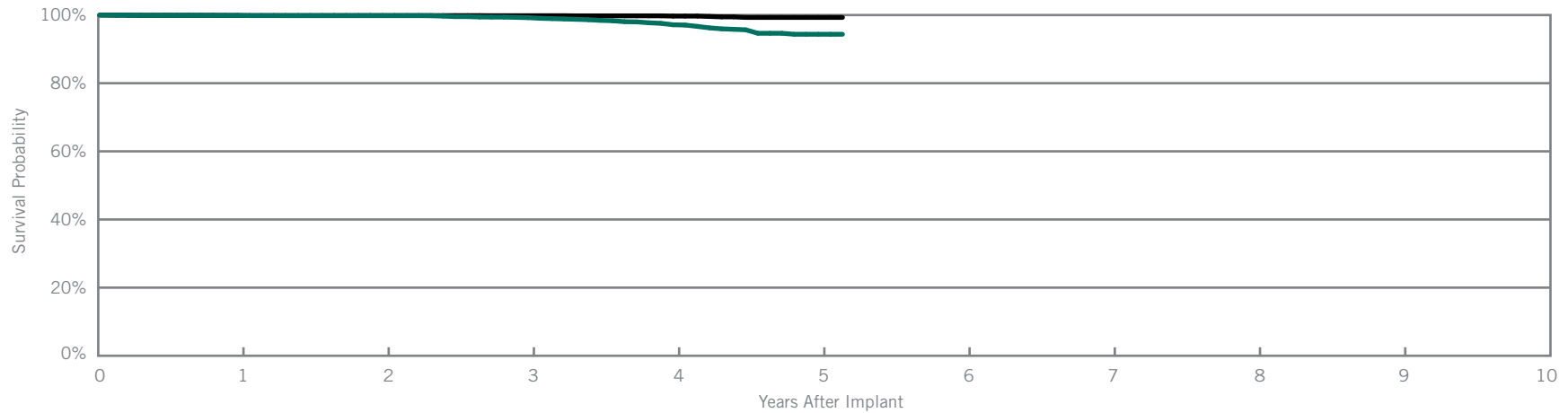
Anthem™ RF CRT-P

Model PM3210

US Regulatory Approval	July 2009
Registered US Implants	20,203
Estimated Active US Implants	14,267
Estimated Longevity	8 Years
Normal Battery Depletion	60
Number of US Advisories (see pgs. 298-302)	One

Customer Reported Performance Data

	Malfunctions w/ Compromised Therapy		Malfunctions w/o Compromised Therapy	
	Qty	Rate	Qty	Rate
Electrical Component	3	0.01%	0	0.00%
Electrical Interconnect	3	0.01%	0	0.00%
Battery	0	0.00%	0	0.00%
Software/Firmware	0	0.00%	5	0.02%
Mechanical	0	0.00%	0	0.00%
Possible Early Battery Depletion	1	<0.01%	1	<0.01%
Other	0	0.00%	5	0.02%
Total	7	0.03%	11	0.05%



Including Normal Battery Depletion

Year	1	2	3	4	5	at 62 months			
Survival Probability	99.88%	99.83%	99.23%	97.15%	94.36%	94.36%			
± 1 standard error	0.03%	0.03%	0.09%	0.23%	0.52%	0.52%			
Sample Size	17,460	12,030	7,460	3,930	1,330	270			

Excluding Normal Battery Depletion

Year	1	2	3	4	5	at 62 months			
Survival Probability	99.88%	99.84%	99.81%	99.69%	99.30%	99.30%			
± 1 standard error	0.03%	0.03%	0.04%	0.05%	0.18%	0.18%			

Actively Monitored Study Data

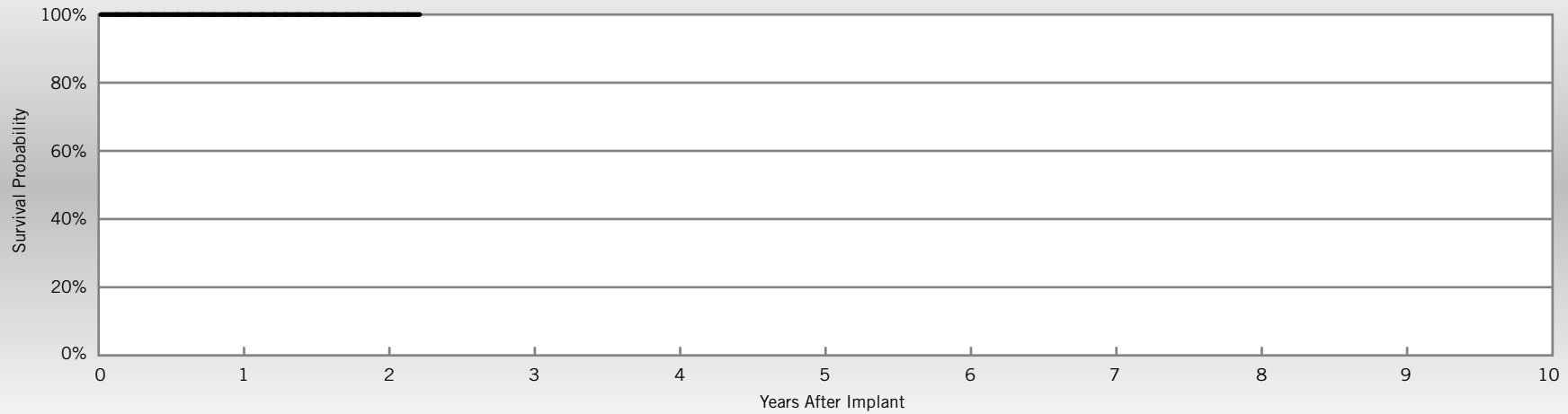
Anthem™ RF CRT-P

Model PM3210

US Regulatory Approval	July 2009
Number of Devices Enrolled in Study	198
Active Devices Enrolled in Study	36
Cumulative Months of Follow-up	3,956
Estimated Longevity	8 Years

Qualifying Complications
None Reported

	Malfunctions w/ Compromised Therapy		Malfunctions w/o Compromised Therapy	
	Qty	Rate	Qty	Rate
Electrical Component	0	0.00%	0	0.00%
Electrical Interconnect	0	0.00%	0	0.00%
Battery	0	0.00%	0	0.00%
Software/Firmware	0	0.00%	0	0.00%
Mechanical	0	0.00%	0	0.00%
Possible Early Battery Depletion	0	0.00%	0	0.00%
Other	0	0.00%	0	0.00%
Total	0	0.00%	0	0.00%



Year	1	2	at 27 months						
Survival Probability	100.00%	100.00%	100.00%						
± 1 standard error	0.00%	0.00%	0.00%						
Sample Size	160	100	60						

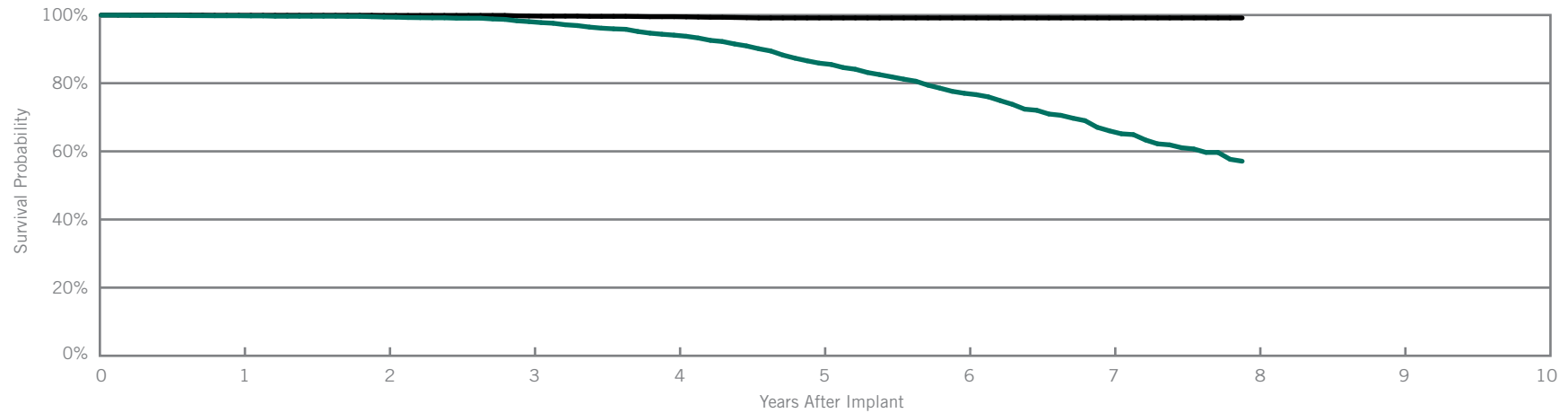
Frontier™ II CRT-P

Model 5586

US Regulatory Approval	August 2004
Registered US Implants	6,907
Estimated Active US Implants	1,834
Estimated Longevity	6.5 Years
Normal Battery Depletion	373
Number of US Advisories	None

Customer Reported Performance Data

	Malfunctions w/ Compromised Therapy		Malfunctions w/o Compromised Therapy	
	Qty	Rate	Qty	Rate
Electrical Component	0	0.00%	7	0.10%
Electrical Interconnect	0	0.00%	0	0.00%
Battery	0	0.00%	0	0.00%
Software/Firmware	0	0.00%	0	0.00%
Mechanical	0	0.00%	0	0.00%
Possible Early Battery Depletion	0	0.00%	7	0.10%
Other	1	0.01%	1	0.01%
Total	1	0.01%	15	0.22%



Including Normal Battery Depletion

Year	1	2	3	4	5	6	7	at 95 months
Survival Probability	99.79%	99.42%	98.07%	94.10%	85.88%	77.04%	66.03%	57.10%
± 1 standard error	0.06%	0.09%	0.19%	0.36%	0.56%	0.75%	1.04%	1.48%
Sample Size	6,250	5,200	4,470	3,800	3,100	2,140	1,090	220

Excluding Normal Battery Depletion

Year	1	2	3	4	5	6	7	at 95 months
Survival Probability	99.93%	99.89%	99.72%	99.51%	99.15%	99.15%	99.15%	99.15%
± 1 standard error	0.03%	0.03%	0.07%	0.11%	0.15%	0.15%	0.15%	0.15%

SUMMARY INFORMATION

CRT Pacemakers

Survival Summary

Including Normal Battery Depletion

Models	Family	Survival Probability									
		1 year	2 year	3 year	4 year	5 year	6 year	7 year	8 year	9 year	10 year
PM3242	Allure Quadra™ RF CRT-P*										
PM3210	Anthem™ RF CRT-P	99.88%	99.83%	99.23%	97.15%	94.36%					
5586	Frontier™ II CRT-P	99.79%	99.42%	98.07%	94.10%	85.88%	77.04%	66.03%			

Excluding Normal Battery Depletion

Models	Family	Survival Probability									
		1 year	2 year	3 year	4 year	5 year	6 year	7 year	8 year	9 year	10 year
PM3242	Allure Quadra™ RF CRT-P*										
PM3210	Anthem™ RF CRT-P	99.88%	99.84%	99.81%	99.69%	99.30%					
5586	Frontier™ II CRT-P	99.93%	99.89%	99.72%	99.51%	99.15%	99.15%	99.15%			

*No survival probability is stated at one year due to the device not meeting the required minimum sample size of 200 U.S. implants with 12 consecutive months of data. Please refer to the individual graphs for data up to one year.

U.S. Malfunction Summary

Models	Family	Registered US Implants	Percent Returned for Analysis	U.S. Malfunctions w/ Compromised Therapy															
				Electrical Component		Electrical Interconnect		Battery		Software/Firmware		Mechanical		Possible Early Battery Depletion		Other		Total	
				Qty.	Rate	Qty.	Rate	Qty.	Rate	Qty.	Rate	Qty.	Rate	Qty.	Rate	Qty.	Rate	Qty.	Rate
PM3242	Allure Quadra™ RF CRT-P	4,273	0.7%	0	0.00%	0	0.00%	0	0.00%	0	0.00%	0	0.00%	0	0.00%	0	0.00%	0	0.00%
PM3210	Anthem™ RF CRT-P	20,203	3.7%	3	0.01%	3	0.01%	0	0.00%	0	0.00%	0	0.00%	1	<0.01%	0	0.00%	7	0.03%
5586	Frontier™ II CRT-P	6,907	13.3%	0	0.00%	0	0.00%	0	0.00%	0	0.00%	0	0.00%	0	0.00%	1	0.01%	1	0.01%

Models	Family	Registered US Implants	Percent Returned for Analysis	U.S. Malfunctions w/o Compromised Therapy															
				Electrical Component		Electrical Interconnect		Battery		Software/Firmware		Mechanical		Possible Early Battery Depletion		Other		Total	
				Qty.	Rate	Qty.	Rate	Qty.	Rate	Qty.	Rate	Qty.	Rate	Qty.	Rate	Qty.	Rate	Qty.	Rate
PM3242	Allure Quadra™ RF CRT-P	4,273	0.7%	0	0.00%	0	0.00%	0	0.00%	0	0.00%	0	0.00%	0	0.00%	0	0.00%	0	0.00%
PM3210	Anthem™ RF CRT-P	20,203	3.7%	0	0.00%	0	0.00%	0	0.00%	5	0.02%	0	0.00%	1	<0.01%	5	0.02%	11	0.05%
5586	Frontier™ II CRT-P	6,907	13.3%	7	0.10%	0	0.00%	0	0.00%	0	0.00%	0	0.00%	7	0.10%	1	0.01%	15	0.22%

Definitions of malfunction categories can be found on [pages 7-8](#).

Worldwide Malfunction Summary

Models	Family	Worldwide Sales	Percent Returned for Analysis	Worldwide Malfunctions w/ Compromised Therapy															
				Electrical Component		Electrical Interconnect		Battery		Software/Firmware		Mechanical		Possible Early Battery Depletion		Other		Total	
				Qty.	Rate	Qty.	Rate	Qty.	Rate	Qty.	Rate	Qty.	Rate	Qty.	Rate	Qty.	Rate	Qty.	Rate
PM3242	Allure Quadra™ RF CRT-P	11,041	0.4%	0	0.00%	0	0.00%	0	0.00%	0	0.00%	0	0.00%	0	0.00%	0	0.00%	0	0.00%
PM3210	Anthem™ RF CRT-P	20,777	3.7%	3	0.01%	3	0.01%	0	0.00%	0	0.00%	0	0.00%	1	<0.01%	0	0.00%	7	0.03%

Models	Family	Worldwide Sales	Percent Returned for Analysis	Worldwide Malfunctions w/o Compromised Therapy															
				Electrical Component		Electrical Interconnect		Battery		Software/Firmware		Mechanical		Possible Early Battery Depletion		Other		Total	
				Qty.	Rate	Qty.	Rate	Qty.	Rate	Qty.	Rate	Qty.	Rate	Qty.	Rate	Qty.	Rate	Qty.	Rate
PM3242	Allure Quadra™ RF CRT-P	11,041	0.4%	0	0.00%	0	0.00%	0	0.00%	0	0.00%	1	<0.01%	0	0.00%	0	0.00%	1	<0.01%
PM3210	Anthem™ RF CRT-P	20,777	3.7%	0	0.00%	0	0.00%	0	0.00%	5	0.02%	0	0.00%	1	<0.01%	5	0.02%	11	0.05%

Definitions of malfunction categories can be found on [pages 7-8](#).

Left-Heart Leads

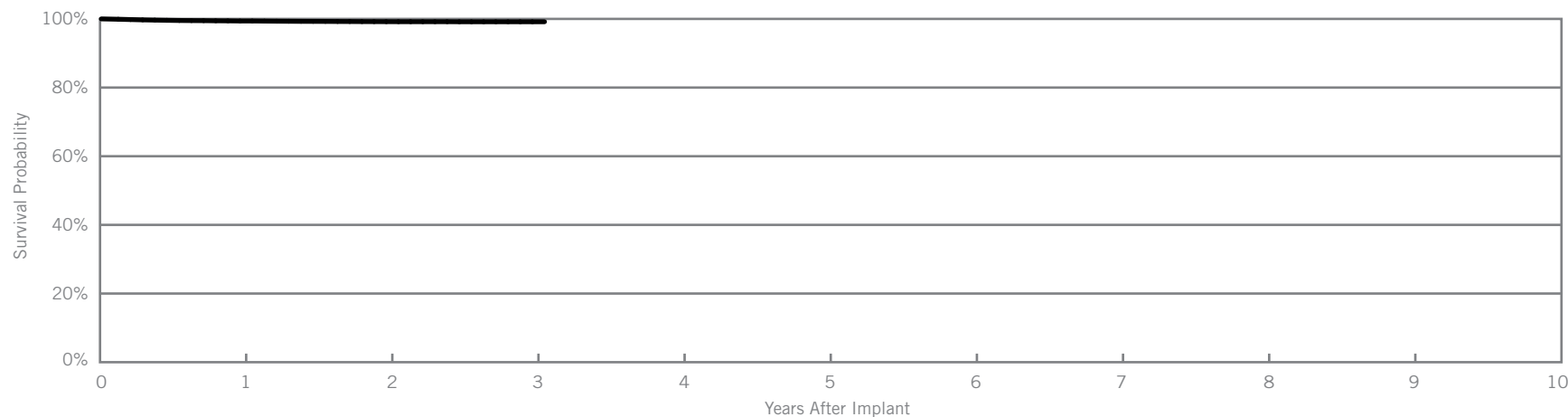
Customer Reported Performance Data

Quartet™ Model 1458Q

US Regulatory Approval	November 2011
Registered US Implants	52,773
Estimated Active US Implants	45,486
Insulation	Optim™*
Type and/or Fixation	S-Curve
Polarity	Quadpolar
Steroid	Yes
Number of US Advisories	None

	Acute Observations (Post Implant, ≤30 days)		Chronic Complications (>30 days)	
	Qty.	Rate	Qty.	Rate
Cardiac Perforation	0	0.00%	1	<0.01%
Conductor Fracture	0	0.00%	0	0.00%
Lead Dislodgement	57	0.11%	221	0.42%
Failure to Capture	29	0.05%	65	0.12%
Oversensing	2	<0.01%	1	<0.01%
Failure to Sense	0	0.00%	0	0.00%
Insulation Breach	0	0.00%	1	<0.01%
Abnormal Pacing Impedance	4	<0.01%	13	0.02%
Extracardiac Stimulation	37	0.07%	46	0.09%
Other	11	0.02%	8	0.02%
Total	140	0.27%	356	0.67%
Total Returned for Analysis	41		161	

Malfunctions	Qty.	Rate
Conductor Fracture	0	0.00%
Clavicular Crush	0	0.00%
In the Pocket	0	0.00%
Intravascular	0	0.00%
Insulation Breach	1	<0.01%
Lead-to-Can Contact	0	0.00%
Lead-to-Lead Contact	0	0.00%
Clavicular Crush	0	0.00%
Externalized Conductors	0	0.00%
Other	1	<0.01%
Crimps, Welds & Bonds	0	0.00%
Other	5	<0.01%
Extrinsic Factors	168	0.32%
Total	174	0.33%



Year	1	2	3	at 37 months					
Survival Probability	99.39%	99.20%	99.17%	99.17%					
± 1 standard error	0.04%	0.05%	0.06%	0.06%					
Sample Size	39,230	18,220	5,580	410					

*Optim™ lead insulation is a copolymer of silicone and polyurethane.

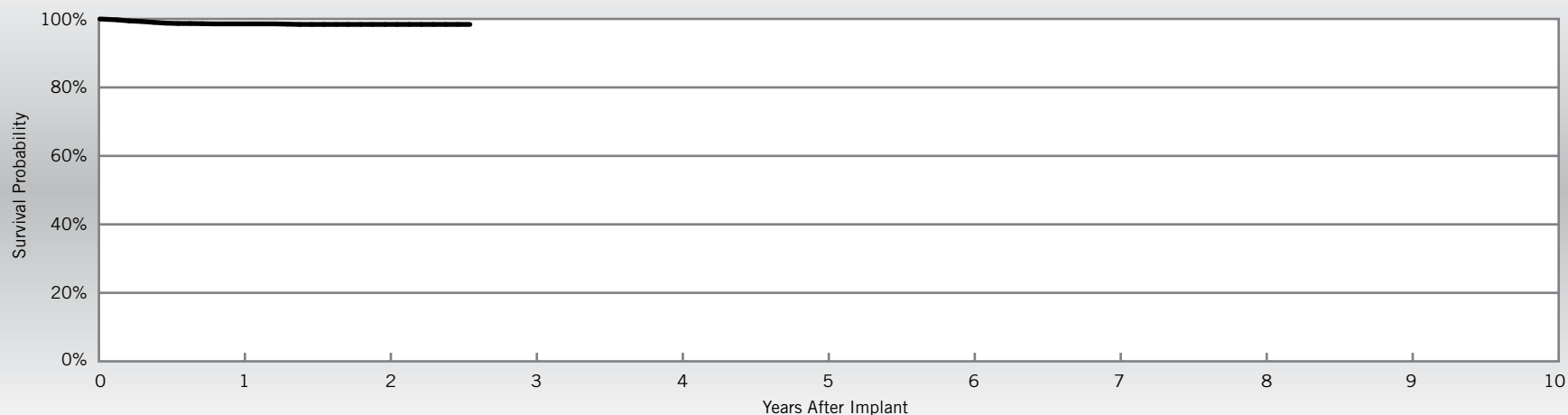
Actively Monitored Study Data

Quartet™
Model 1458Q

US Regulatory Approval	Nov 2011
Number of Devices Enrolled in Study	1,974
Active Devices Enrolled in Study	1,566
Cumulative Months of Follow-up	34,544
Insulation	Optim™*
Type and/or Fixation	S-Curve
Polarity	Quadpolar
Steroid	Yes

Qualifying Complications	Qty.	Rate
Abnormal Pacing Impedance	1	0.05%
Extracardiac Stimulation	1	0.05%
Failure to Capture	2	0.10%
Lead Dislodgement	25	1.27%

Malfunctions	Qty	Rate
Conductor Fracture	0	0.00%
Clavicular Crush	0	0.00%
In the Pocket	0	0.00%
Intravascular	0	0.00%
Insulation Breach	0	0.00%
Lead-to-Can Contact	0	0.00%
Lead-to-Lead Contact	0	0.00%
Clavicular Crush	0	0.00%
Externalized Conductors	0	0.00%
Other	0	0.00%
Crimps, Welds & Bonds	0	0.00%
Other	0	0.00%
Extrinsic Factors	15	0.76%
Total	15	0.76%



Year	1	2	at 31 months						
Survival Probability	98.56%	98.40%	98.40%						
± 1 standard error	0.28%	0.30%	0.30%						
Sample Size	1,810	1,040	80						

*Optim™ lead insulation is a copolymer of silicone and polyurethane.

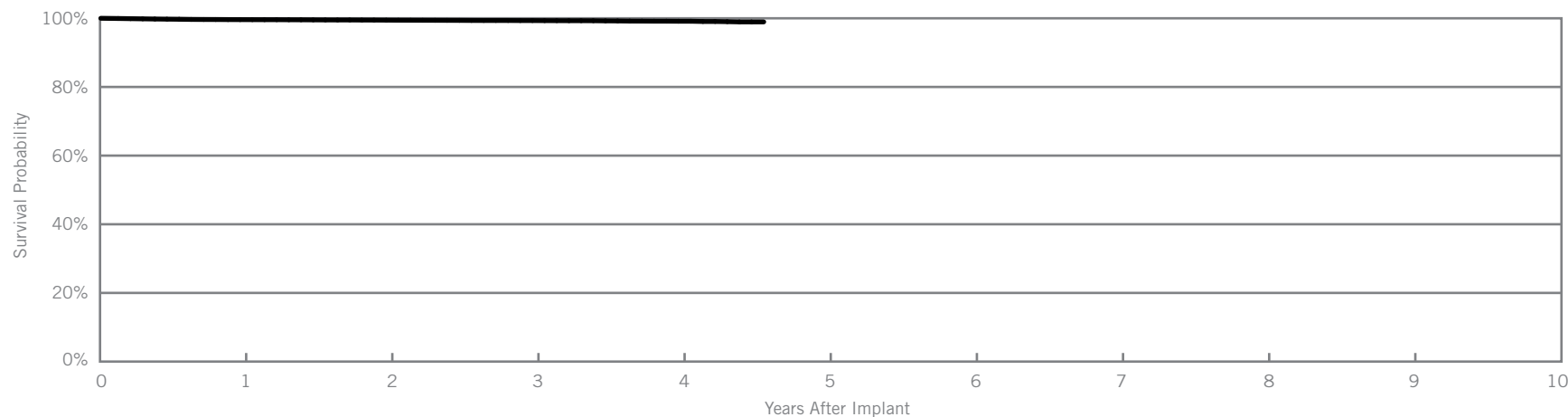
Customer Reported Performance Data

QuickFlex™ μ Model 1258T

US Regulatory Approval	May 2010
Registered US Implants	42,113
Estimated Active US Implants	33,236
Insulation	Optim™*
Type and/or Fixation	S-Curve
Polarity	Bipolar
Steroid	Yes
Number of US Advisories	None

	Acute Observations (Post Implant, ≤30 days)		Chronic Complications (>30 days)	
	Qty.	Rate	Qty.	Rate
Cardiac Perforation	0	0.00%	0	0.00%
Conductor Fracture	0	0.00%	8	0.02%
Lead Dislodgement	39	0.09%	124	0.29%
Failure to Capture	14	0.03%	74	0.18%
Oversensing	0	0.00%	4	<0.01%
Failure to Sense	1	<0.01%	0	0.00%
Insulation Breach	0	0.00%	1	<0.01%
Abnormal Pacing Impedance	5	0.01%	16	0.04%
Extracardiac Stimulation	17	0.04%	38	0.09%
Other	6	0.01%	5	0.01%
Total	82	0.19%	270	0.64%
Total Returned for Analysis	37		130	

Malfunctions	Qty.	Rate
Conductor Fracture	2	<0.01%
Clavicular Crush	1	<0.01%
In the Pocket	1	<0.01%
Intravascular	0	0.00%
Insulation Breach	1	<0.01%
Lead-to-Can Contact	0	0.00%
Lead-to-Lead Contact	0	0.00%
Clavicular Crush	0	0.00%
Externalized Conductors	0	0.00%
Other	1	<0.01%
Crimps, Welds & Bonds	0	0.00%
Other	1	<0.01%
Extrinsic Factors	153	0.36%
Total	157	0.37%



Year	1	2	3	4	at 55 months				
Survival Probability	99.61%	99.46%	99.34%	99.14%	98.95%				
± 1 standard error	0.03%	0.04%	0.05%	0.07%	0.12%				
Sample Size	37,020	26,910	17,860	8,930	570				

*Optim™ lead insulation is a copolymer of silicone and polyurethane.

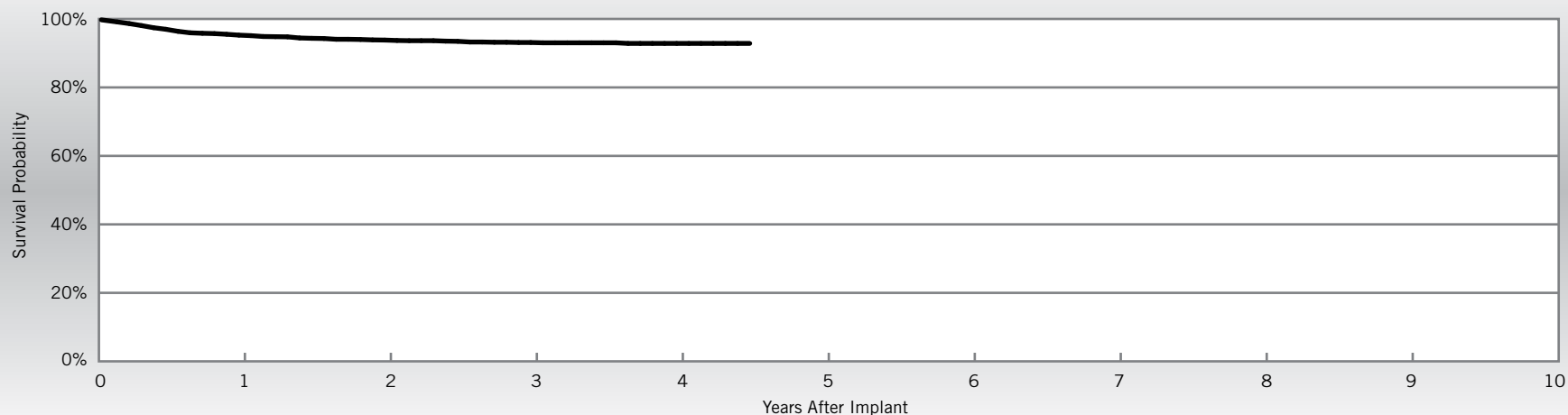
Actively Monitored Study Data

QuickFlex™ μ
Model 1258T

US Regulatory Approval	May 2010
Number of Devices Enrolled in Study	2,351
Active Devices Enrolled in Study	1,428
Cumulative Months of Follow-up	70,832
Insulation	Optim™*
Type and/or Fixation	S-Curve
Polarity	Bipolar
Steroid	Yes

Qualifying Complications	Qty.	Rate
Abnormal Pacing Impedance	4	0.17%
Conductor Fracture	1	0.04%
Extracardiac Stimulation	55	2.34%
Failure to Capture	41	1.74%
Lead Dislodgement	43	1.83%

Malfunctions	Qty	Rate
Conductor Fracture	1	0.04%
Clavicular Crush	1	0.04%
In the Pocket	0	0.00%
Intravascular	0	0.00%
Insulation Breach	0	0.00%
Lead-to-Can Contact	0	0.00%
Lead-to-Lead Contact	0	0.00%
Clavicular Crush	0	0.00%
Externalized Conductors	0	0.00%
Other	0	0.00%
Crimps, Welds & Bonds	0	0.00%
Other	0	0.00%
Extrinsic Factors	31	1.32%
Total	32	1.36%



Year	1	2	3	4	at 54 months				
Survival Probability	95.27%	93.83%	93.12%	92.85%	92.85%				
± 1 standard error	0.44%	0.52%	0.56%	0.60%	0.60%				
Sample Size	2,130	1,750	1,360	670	60				

*Optim™ lead insulation is a copolymer of silicone and polyurethane.

Customer Reported Performance Data

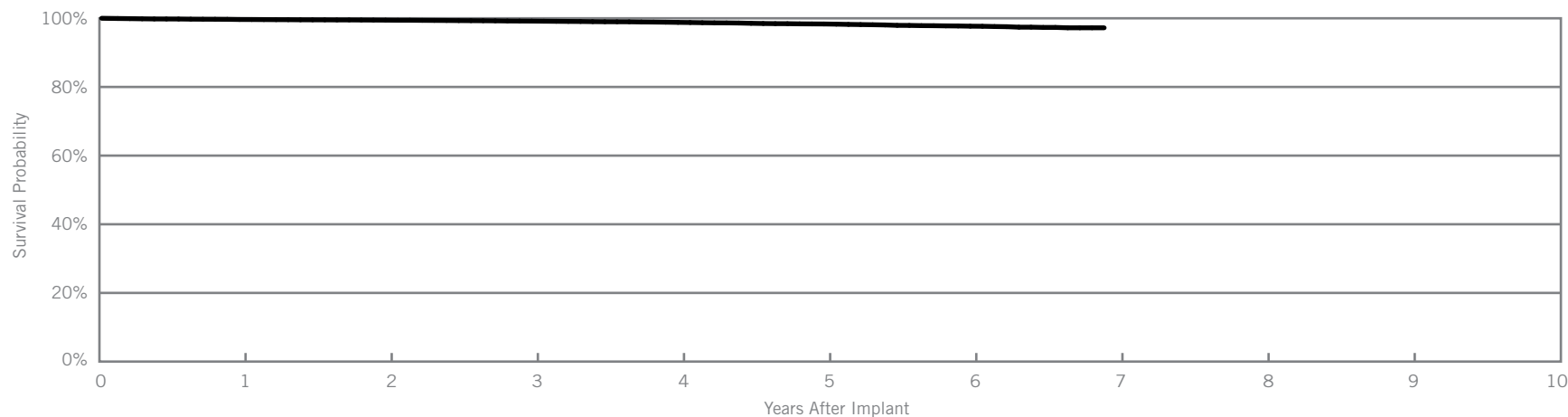
QuickFlex™

Model 1156T

US Regulatory Approval	July 2007
Registered US Implants	27,624
Estimated Active US Implants	15,252
Insulation	Polyurethane/Silicone
Type and/or Fixation	S-Curve
Polarity	Bipolar
Steroid	Yes
Number of US Advisories (see pg. 303)	One

	Acute Observations (Post Implant, ≤30 days)		Chronic Complications (>30 days)	
	Qty.	Rate	Qty.	Rate
Cardiac Perforation	0	0.00%	0	0.00%
Conductor Fracture	0	0.00%	4	0.01%
Lead Dislodgement	11	0.04%	105	0.38%
Failure to Capture	4	0.01%	121	0.44%
Oversensing	0	0.00%	9	0.03%
Failure to Sense	0	0.00%	0	0.00%
Insulation Breach	0	0.00%	28	0.10%
Abnormal Pacing Impedance	0	0.00%	36	0.13%
Extracardiac Stimulation	13	0.05%	62	0.22%
Other	9	0.03%	4	0.01%
Total	37	0.13%	369	1.34%
Total Returned for Analysis	14		125	

Malfunctions	Qty.	Rate
Conductor Fracture	5	0.02%
Clavicular Crush	0	0.00%
In the Pocket	0	0.00%
Intravascular	5	0.02%
Insulation Breach	54	0.20%
Lead-to-Can Contact	0	0.00%
Lead-to-Lead Contact	2	<0.01%
Clavicular Crush	0	0.00%
Externalized Conductors	13	0.05%
Other	39	0.14%
Crimps, Welds & Bonds	0	0.00%
Other	0	0.00%
Extrinsic Factors	111	0.40%
Total	170	0.62%



Year	1	2	3	4	5	6	at 83 months			
Survival Probability	99.65%	99.46%	99.18%	98.81%	98.34%	97.70%	97.23%			
± 1 standard error	0.03%	0.05%	0.06%	0.08%	0.10%	0.14%	0.22%			
Sample Size	25,290	21,560	18,910	15,710	11,000	5,650	330			

Actively Monitored Study Data

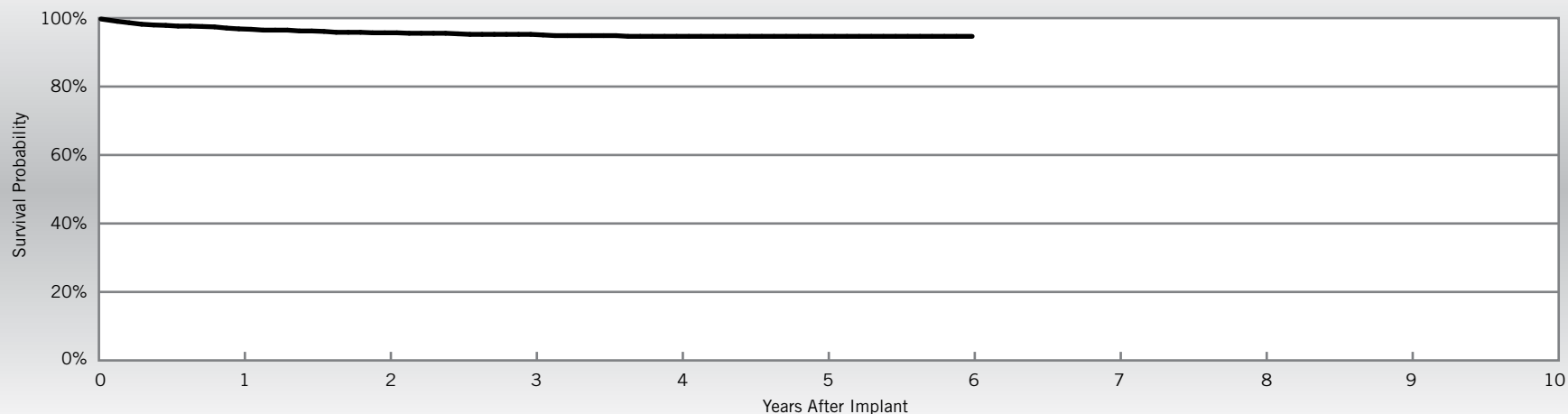
QuickFlex™

Model 1156T

US Regulatory Approval	July 2007
Number of Devices Enrolled in Study	981
Active Devices Enrolled in Study	392
Cumulative Months of Follow-up	37,145
Insulation	Polyurethane/Silicone
Type and/or Fixation	S-Curve
Polarity	Bipolar
Steroid	Yes

Qualifying Complications	Qty.	Rate
Abnormal Pacing Impedance	1	0.10%
Extracardiac Stimulation	13	1.33%
Failure to Capture	8	0.82%
Lead Dislodgement	23	2.34%

Malfunctions	Qty	Rate
Conductor Fracture	0	0.00%
Clavicular Crush	0	0.00%
In the Pocket	0	0.00%
Intravascular	0	0.00%
Insulation Breach	0	0.00%
Lead-to-Can Contact	0	0.00%
Lead-to-Lead Contact	0	0.00%
Clavicular Crush	0	0.00%
Externalized Conductors	0	0.00%
Other	0	0.00%
Crimps, Welds & Bonds	0	0.00%
Other	0	0.00%
Extrinsic Factors	14	1.43%
Total	14	1.43%



Year	1	2	3	4	5	6				
Survival Probability	96.85%	95.71%	95.25%	94.67%	94.67%	94.67%				
± 1 standard error	0.55%	0.68%	0.73%	0.80%	0.80%	0.80%				
Sample Size	900	750	610	470	300	50				

Customer Reported Performance Data

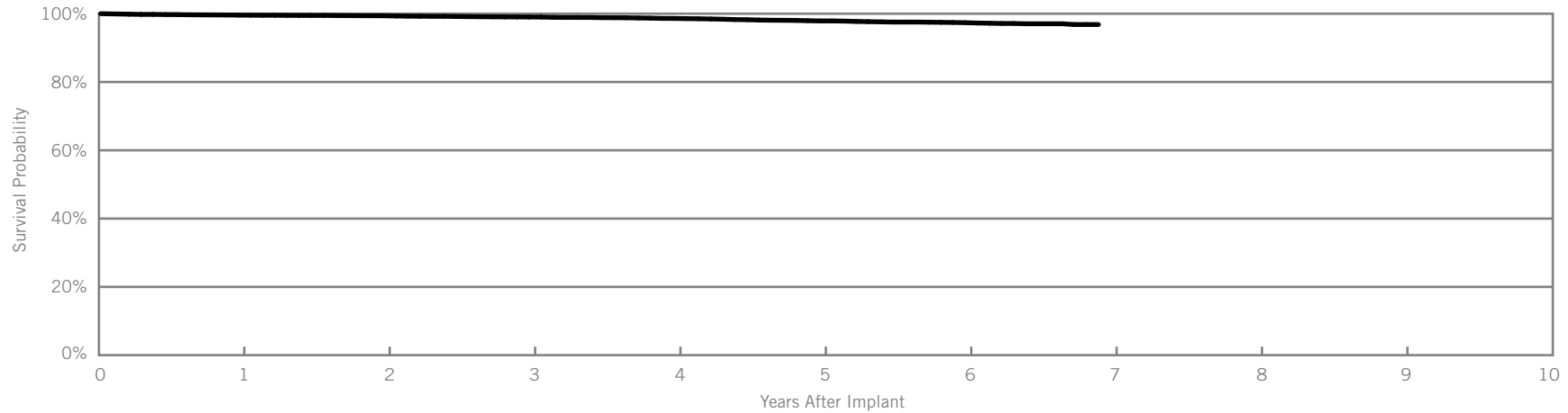
QuickFlex™ XL

Model 1158T

US Regulatory Approval	July 2007
Registered US Implants	15,319
Estimated Active US Implants	8,541
Insulation	Polyurethane/Silicone
Type and/or Fixation	S-Curve
Polarity	Bipolar
Steroid	Yes
Number of US Advisories (see pg. 303)	One

	Acute Observations (Post Implant, ≤30 days)		Chronic Complications (>30 days)	
	Qty.	Rate	Qty.	Rate
Cardiac Perforation	0	0.00%	0	0.00%
Conductor Fracture	0	0.00%	3	0.02%
Lead Dislodgement	9	0.06%	80	0.52%
Failure to Capture	2	0.01%	82	0.54%
Oversensing	0	0.00%	1	<0.01%
Failure to Sense	0	0.00%	1	<0.01%
Insulation Breach	0	0.00%	23	0.15%
Abnormal Pacing Impedance	2	0.01%	14	0.09%
Extracardiac Stimulation	6	0.04%	24	0.16%
Other	6	0.04%	6	0.04%
Total	25	0.16%	234	1.53%
Total Returned for Analysis	13		93	

Malfunctions	Qty.	Rate
Conductor Fracture	5	0.03%
Clavicular Crush	0	0.00%
In the Pocket	1	<0.01%
Intravascular	4	0.03%
Insulation Breach	35	0.23%
Lead-to-Can Contact	0	0.00%
Lead-to-Lead Contact	1	<0.01%
Clavicular Crush	0	0.00%
Externalized Conductors	7	0.05%
Other	27	0.18%
Crimps, Welds & Bonds	1	<0.01%
Other	0	0.00%
Extrinsic Factors	77	0.50%
Total	118	0.77%



Year	1	2	3	4	5	6	at 83 months			
Survival Probability	99.58%	99.39%	99.03%	98.61%	97.88%	97.37%	96.83%			
± 1 standard error	0.05%	0.07%	0.09%	0.11%	0.15%	0.20%	0.33%			
Sample Size	14,050	12,020	10,560	8,590	5,830	3,090	220			

Actively Monitored Study Data

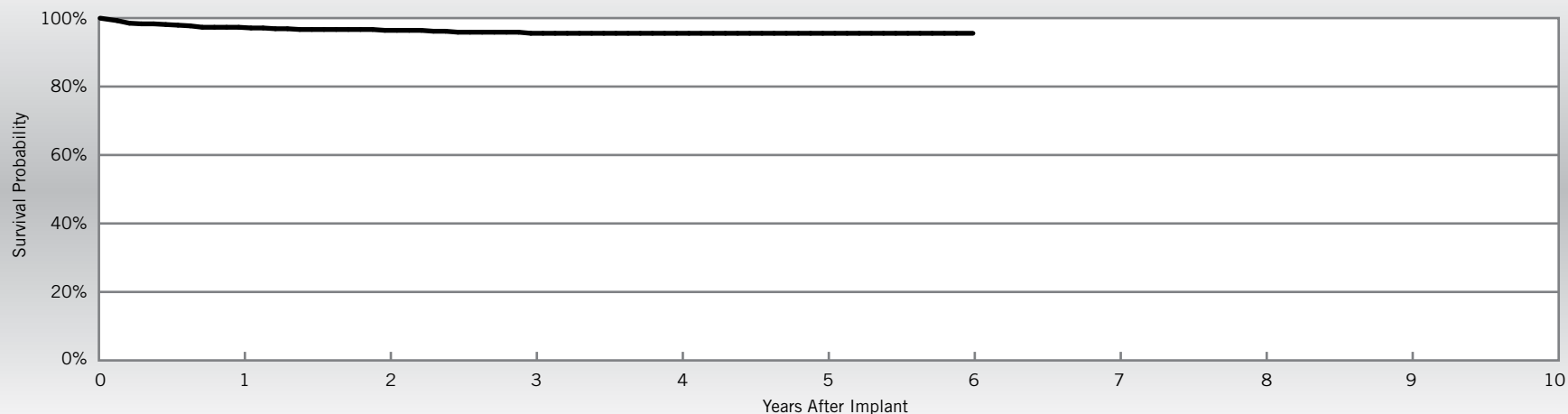
QuickFlex™ XL

Model 1158T

US Regulatory Approval	July 2007
Number of Devices Enrolled in Study	559
Active Devices Enrolled in Study	208
Cumulative Months of Follow-up	21,417
Insulation	Polyurethane/Silicone
Type and/or Fixation	S-Curve
Polarity	Bipolar
Steroid	Yes

Qualifying Complications	Qty.	Rate
Extracardiac Stimulation	8	1.43%
Failure to Capture	5	0.89%
Insulation Breach	1	0.18%
Lead Dislodgement	6	1.07%
Skin Erosion	1	0.18%

Malfunctions	Qty	Rate
Conductor Fracture	0	0.00%
Clavicular Crush	0	0.00%
In the Pocket	0	0.00%
Intravascular	0	0.00%
Insulation Breach	1	0.18%
Lead-to-Can Contact	0	0.00%
Lead-to-Lead Contact	0	0.00%
Clavicular Crush	0	0.00%
Externalized Conductors	1	0.18%
Other	0	0.00%
Crimps, Welds & Bonds	0	0.00%
Other	0	0.00%
Extrinsic Factors	7	1.25%
Total	8	1.43%



Year	1	2	3	4	5	6				
Survival Probability	97.32%	96.42%	95.56%	95.56%	95.56%	95.56%				
± 1 standard error	0.71%	0.80%	0.91%	0.96%	0.96%	0.96%				
Sample Size	510	430	350	260	170	50				

Customer Reported Performance Data

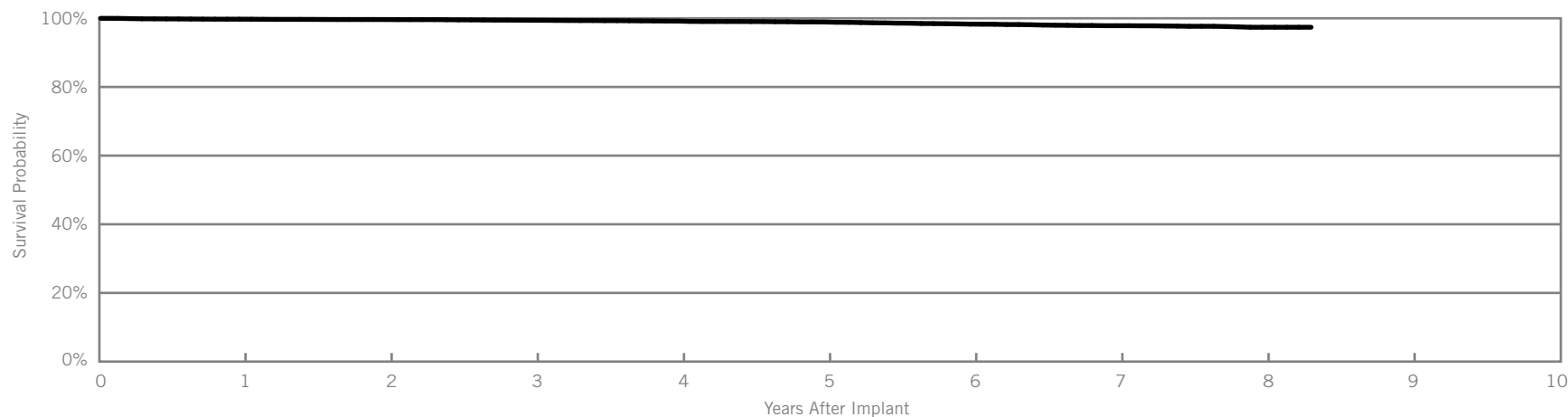
QuickSite™ XL

Model 1058T

US Regulatory Approval	February 2006
Registered US Implants	9,950
Estimated Active US Implants	4,490
Insulation	Polyurethane/Silicone
Type and/or Fixation	S-Curve
Polarity	Bipolar
Steroid	Yes
Number of US Advisories (see pg. 303)	One

	Acute Observations (Post Implant, ≤30 days)		Chronic Complications (>30 days)	
	Qty.	Rate	Qty.	Rate
Cardiac Perforation	0	0.00%	0	0.00%
Conductor Fracture	0	0.00%	2	0.02%
Lead Dislodgement	10	0.10%	25	0.25%
Failure to Capture	3	0.03%	62	0.62%
Oversensing	1	0.01%	2	0.02%
Failure to Sense	0	0.00%	1	0.01%
Insulation Breach	0	0.00%	26	0.26%
Abnormal Pacing Impedance	2	0.02%	17	0.17%
Extracardiac Stimulation	9	0.09%	18	0.18%
Other	1	0.01%	2	0.02%
Total	26	0.26%	155	1.56%
Total Returned for Analysis	10		31	

Malfunctions	Qty.	Rate
Conductor Fracture	2	0.02%
Clavicular Crush	0	0.00%
In the Pocket	0	0.00%
Intravascular	2	0.02%
Insulation Breach	19	0.19%
Lead-to-Can Contact	0	0.00%
Lead-to-Lead Contact	1	0.01%
Clavicular Crush	0	0.00%
Externalized Conductors	6	0.06%
Other	12	0.12%
Crimps, Welds & Bonds	0	0.00%
Other	1	0.01%
Extrinsic Factors	27	0.27%
Total	49	0.49%



Year	1	2	3	4	5	6	7	8	at 100 months
Survival Probability	99.74%	99.63%	99.42%	99.19%	98.92%	98.30%	97.84%	97.39%	97.39%
± 1 standard error	0.05%	0.06%	0.08%	0.10%	0.12%	0.16%	0.20%	0.27%	0.27%
Sample Size	9,170	7,880	6,930	6,110	5,370	4,620	3,680	1,860	240

Actively Monitored Study Data

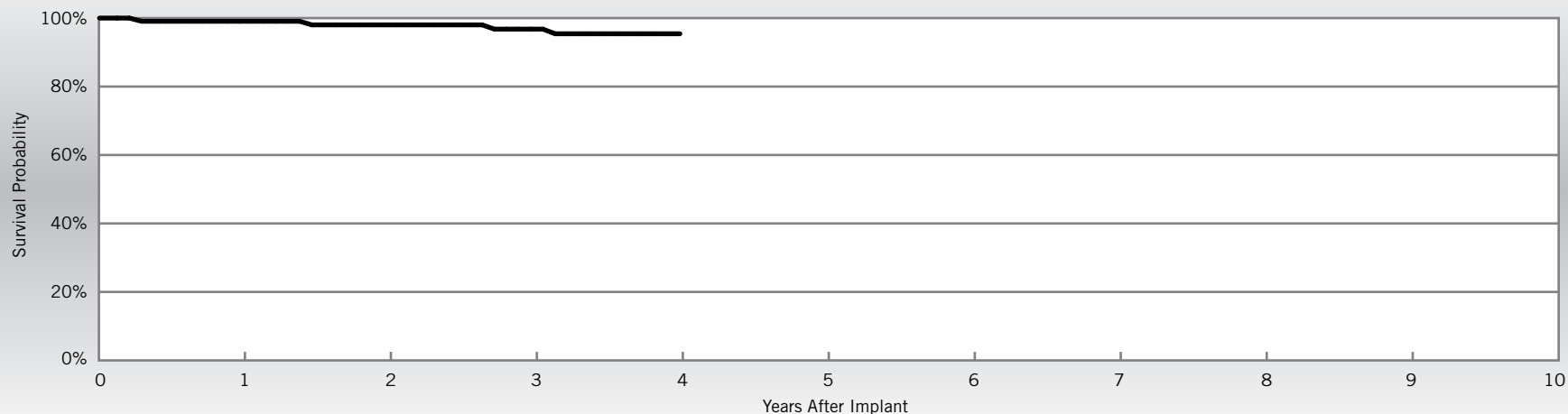
QuickSite™ XL

Model 1058T

US Regulatory Approval	February 2006
Number of Devices Enrolled in Study	110
Active Devices Enrolled in Study	44
Cumulative Months of Follow-up	4,980
Insulation	Polyurethane/Silicone
Type and/or Fixation	S-Curve
Polarity	Bipolar
Steroid	Yes

Qualifying Complications	Qty.	Rate
Failure to Capture	4	3.64%

Malfunctions	Qty	Rate
Conductor Fracture	0	0.00%
Clavicular Crush	0	0.00%
In the Pocket	0	0.00%
Intravascular	0	0.00%
Insulation Breach	0	0.00%
Lead-to-Can Contact	0	0.00%
Lead-to-Lead Contact	0	0.00%
Clavicular Crush	0	0.00%
Externalized Conductors	0	0.00%
Other	0	0.00%
Crimps, Welds & Bonds	0	0.00%
Other	0	0.00%
Extrinsic Factors	0	0.00%
Total	0	0.00%



Year	1	2	3	4						
Survival Probability	99.07%	98.02%	96.78%	95.42%						
± 1 standard error	0.93%	1.39%	1.85%	2.26%						
Sample Size	100	90	80	50						

Customer Reported Performance Data

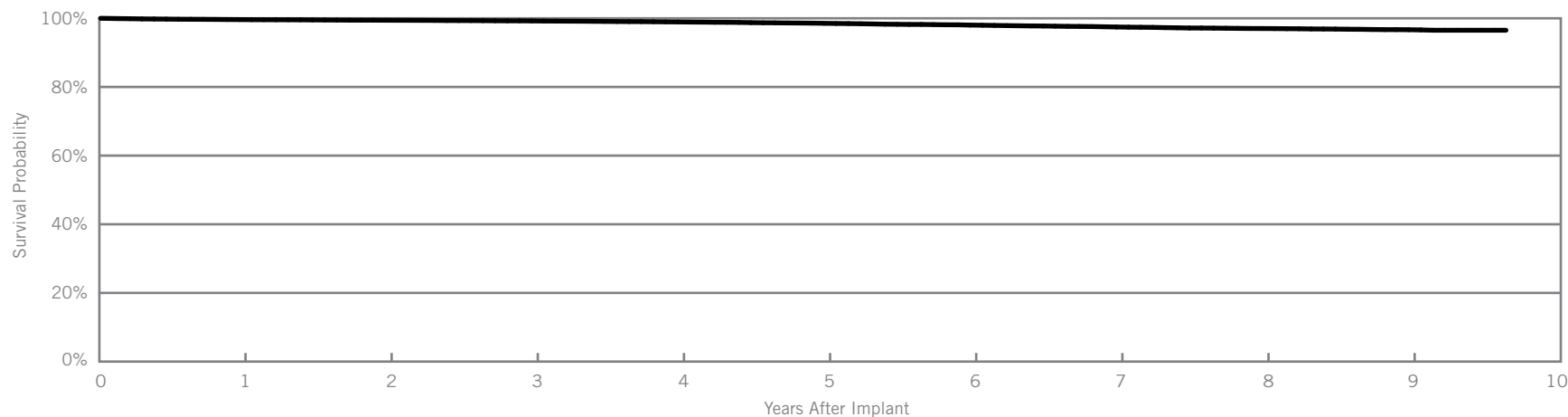
QuickSite™

Model 1056T

US Regulatory Approval	April 2005
Registered US Implants	32,317
Estimated Active US Implants	13,063
Insulation	Polyurethane/Silicone
Type and/or Fixation	S-Curve
Polarity	Bipolar
Steroid	Yes
Number of US Advisories (see pg. 303)	One

	Acute Observations (Post Implant, ≤30 days)		Chronic Complications (>30 days)	
	Qty.	Rate	Qty.	Rate
Cardiac Perforation	0	0.00%	0	0.00%
Conductor Fracture	0	0.00%	6	0.02%
Lead Dislodgement	31	0.10%	150	0.46%
Failure to Capture	15	0.05%	233	0.72%
Oversensing	2	<0.01%	18	0.06%
Failure to Sense	0	0.00%	1	<0.01%
Insulation Breach	1	<0.01%	90	0.28%
Abnormal Pacing Impedance	3	<0.01%	44	0.14%
Extracardiac Stimulation	22	0.07%	93	0.29%
Other	9	0.03%	17	0.05%
Total	83	0.26%	652	2.02%
Total Returned for Analysis	27		172	

Malfunctions	Qty.	Rate
Conductor Fracture	6	0.02%
Clavicular Crush	0	0.00%
In the Pocket	2	<0.01%
Intravascular	4	0.01%
Insulation Breach	75	0.23%
Lead-to-Can Contact	1	<0.01%
Lead-to-Lead Contact	10	0.03%
Clavicular Crush	0	0.00%
Externalized Conductors	29	0.09%
Other	35	0.11%
Crimps, Welds & Bonds	0	0.00%
Other	1	<0.01%
Extrinsic Factors	146	0.45%
Total	228	0.71%



Year	1	2	3	4	5	6	7	8	9	at 116 months
Survival Probability	99.62%	99.43%	99.23%	98.94%	98.54%	98.02%	97.46%	97.02%	96.67%	96.52%
± 1 standard error	0.03%	0.04%	0.05%	0.06%	0.08%	0.10%	0.12%	0.14%	0.16%	0.19%
Sample Size	29,790	25,630	22,550	19,740	17,100	14,660	12,190	8,690	4,400	270

Actively Monitored Study Data

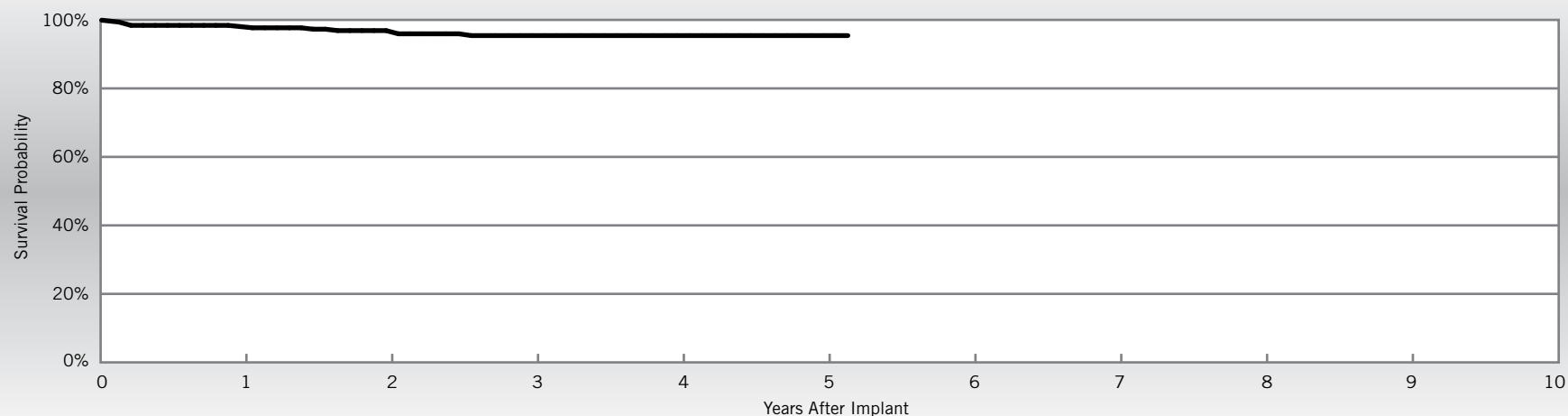
QuickSite™

Model 1056T

US Regulatory Approval	April 2005
Number of Devices Enrolled in Study	321
Active Devices Enrolled in Study	114
Cumulative Months of Follow-up	11,713
Insulation	Polyurethane/Silicone
Type and/or Fixation	S-Curve
Polarity	Bipolar
Steroid	Yes

Qualifying Complications	Qty.	Rate
Abnormal Pacing Impedance	1	0.31%
Extracardiac Stimulation	2	0.62%
Failure to Capture	4	1.25%
Lead Dislodgement	5	1.56%

Malfunctions	Qty	Rate
Conductor Fracture	0	0.00%
Clavicular Crush	0	0.00%
In the Pocket	0	0.00%
Intravascular	0	0.00%
Insulation Breach	0	0.00%
Lead-to-Can Contact	0	0.00%
Lead-to-Lead Contact	0	0.00%
Clavicular Crush	0	0.00%
Externalized Conductors	0	0.00%
Other	0	0.00%
Crimps, Welds & Bonds	0	0.00%
Other	0	0.00%
Extrinsic Factors	4	1.25%
Total	4	1.25%



Year	1	2	3	4	5	at 62 months				
Survival Probability	98.05%	96.88%	95.42%	95.42%	95.42%	95.42%				
± 1 standard error	0.71%	1.03%	1.32%	1.32%	1.32%	1.32%				
Sample Size	300	240	190	140	80	50				

Customer Reported Performance Data

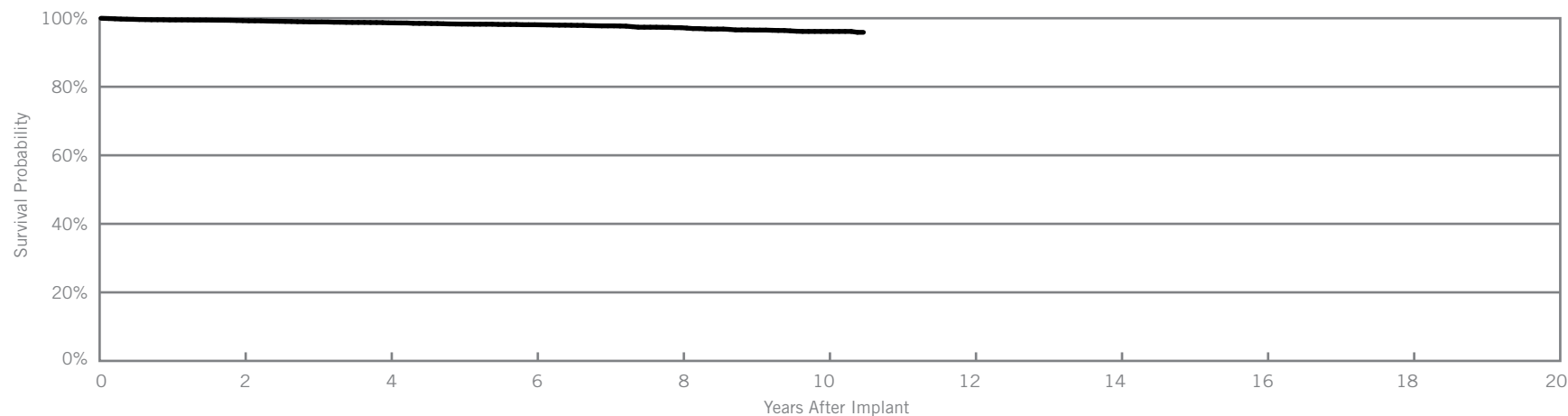
QuickSite™

Model 1056K

US Regulatory Approval	June 2004
Registered US Implants	7,871
Estimated Active US Implants	2,329
Insulation	Polyurethane/Silicone
Type and/or Fixation	S-Curve
Polarity	Unipolar
Steroid	Yes
Number of US Advisories	None

	Acute Observations (Post Implant, ≤30 days)		Chronic Complications (>30 days)	
	Qty.	Rate	Qty.	Rate
Cardiac Perforation	0	0.00%	0	0.00%
Conductor Fracture	0	0.00%	2	0.03%
Lead Dislodgement	10	0.13%	34	0.43%
Failure to Capture	3	0.04%	64	0.81%
Oversensing	0	0.00%	1	0.01%
Failure to Sense	0	0.00%	0	0.00%
Insulation Breach	0	0.00%	2	0.03%
Abnormal Pacing Impedance	0	0.00%	7	0.09%
Extracardiac Stimulation	10	0.13%	29	0.37%
Other	2	0.03%	10	0.13%
Total	25	0.32%	149	1.89%
Total Returned for Analysis	13		44	

Malfunctions	Qty.	Rate
Conductor Fracture	3	0.04%
Clavicular Crush	0	0.00%
In the Pocket	0	0.00%
Intravascular	3	0.04%
Insulation Breach	1	0.01%
Lead-to-Can Contact	0	0.00%
Lead-to-Lead Contact	1	0.01%
Clavicular Crush	0	0.00%
Externalized Conductors	0	0.00%
Other	0	0.00%
Crimps, Welds & Bonds	0	0.00%
Other	0	0.00%
Extrinsic Factors	47	0.60%
Total	51	0.65%



Year	2	4	6	8	10	at 126 months			
Survival Probability	99.30%	98.66%	98.11%	97.25%	96.15%	95.89%			
± 1 standard error	0.10%	0.14%	0.19%	0.26%	0.35%	0.43%			
Sample Size	6,220	4,650	3,390	2,410	1,420	300			

Survival Summary

Models	Family	Survival Probability									
		1 year	2 year	3 year	4 year	5 year	6 year	7 year	8 year	9 year	10 year
1458Q	Quartet™	99.39%	99.20%	99.17%							
1258T	QuickFlex™ μ	99.61%	99.46%	99.34%	99.14%						
1156T	QuickFlex™	99.65%	99.46%	99.18%	98.81%	98.34%	97.70%				
1158T	QuickFlex™ XL	99.58%	99.39%	99.03%	98.61%	97.88%	97.37%				
1058T	QuickSite™ XL	99.74%	99.63%	99.42%	99.19%	98.92%	98.30%	97.84%	97.39%		
1056T	QuickSite™	99.62%	99.43%	99.23%	98.94%	98.54%	98.02%	97.46%	97.02%	96.67%	
1056K	QuickSite™	99.50%	99.30%	98.92%	98.66%	98.29%	98.11%	97.77%	97.25%	96.54%	96.15%

Left-Heart Leads

Acute Observation Summary

Post Implant ≤30 Days

Models	US Regulatory Approval	Registered US Implants	Estimated Active US Implants	Cardiac Perforation		Conductor Fracture		Lead Dislodgement		Failure to Capture		Oversensing		Failure to Sense		Insulation Breach		Abnormal Pacing Impedance		Extracardiac Stimulation		Other		Total		Total Returned for Analysis
				Qty.	Rate	Qty.	Rate	Qty.	Rate	Qty.	Rate	Qty.	Rate	Qty.	Rate	Qty.	Rate	Qty.	Rate	Qty.	Rate	Qty.	Rate	Qty.	Rate	
1458Q	Nov-11	52,773	45,486	0	0.00%	0	0.00%	57	0.11%	29	0.05%	2	<0.01%	0	0.00%	0	0.00%	4	<0.01%	37	0.07%	11	0.02%	140	0.27%	41
1258T	May-10	42,113	33,236	0	0.00%	0	0.00%	39	0.09%	14	0.03%	0	0.00%	1	<0.01%	0	0.00%	5	0.01%	17	0.04%	6	0.01%	82	0.19%	37
1156T	Jul-07	27,624	15,252	0	0.00%	0	0.00%	11	0.04%	4	0.01%	0	0.00%	0	0.00%	0	0.00%	0	0.00%	13	0.05%	9	0.03%	37	0.13%	14
1158T	Jul-07	15,319	8,541	0	0.00%	0	0.00%	9	0.06%	2	0.01%	0	0.00%	0	0.00%	0	0.00%	2	0.01%	6	0.04%	6	0.04%	25	0.16%	13
1058T	Feb-06	9,950	4,490	0	0.00%	0	0.00%	10	0.10%	3	0.03%	1	0.01%	0	0.00%	0	0.00%	2	0.02%	9	0.09%	1	0.01%	26	0.26%	10
1056T	Apr-05	32,317	13,063	0	0.00%	0	0.00%	31	0.10%	15	0.05%	2	<0.01%	0	0.00%	1	<0.01%	3	<0.01%	22	0.07%	9	0.03%	83	0.26%	27
1056K	Jun-04	7,871	2,329	0	0.00%	0	0.00%	10	0.13%	3	0.04%	0	0.00%	0	0.00%	0	0.00%	0	0.00%	10	0.13%	2	0.03%	25	0.32%	13

Chronic Complication Summary

>30 Days

Models	US Regulatory Approval	Registered US Implants	Estimated Active US Implants	Cardiac Perforation		Conductor Fracture		Lead Dislodgement		Failure to Capture		Oversensing		Failure to Sense		Insulation Breach		Abnormal Pacing Impedance		Extracardiac Stimulation		Other		Total		Total Returned for Analysis
				Qty.	Rate	Qty.	Rate	Qty.	Rate	Qty.	Rate	Qty.	Rate	Qty.	Rate	Qty.	Rate	Qty.	Rate	Qty.	Rate	Qty.	Rate	Qty.	Rate	
1458Q	Nov-11	52,773	45,486	1	<0.01%	0	0.00%	221	0.42%	65	0.12%	1	<0.01%	0	0.00%	1	<0.01%	13	0.02%	46	0.09%	8	0.02%	356	0.67%	161
1258T	May-10	42,113	33,236	0	0.00%	8	0.02%	124	0.29%	74	0.18%	4	<0.01%	0	0.00%	1	<0.01%	16	0.04%	38	0.09%	5	0.01%	270	0.64%	130
1156T	Jul-07	27,624	15,252	0	0.00%	4	0.01%	105	0.38%	121	0.44%	9	0.03%	0	0.00%	28	0.10%	36	0.13%	62	0.22%	4	0.01%	369	1.34%	125
1158T	Jul-07	15,319	8,541	0	0.00%	3	0.02%	80	0.52%	82	0.54%	1	<0.01%	1	<0.01%	23	0.15%	14	0.09%	24	0.16%	6	0.04%	234	1.53%	93
1058T	Feb-06	9,950	4,490	0	0.00%	2	0.02%	25	0.25%	62	0.62%	2	0.02%	1	0.01%	26	0.26%	17	0.17%	18	0.18%	2	0.02%	155	1.56%	31
1056T	Apr-05	32,317	13,063	0	0.00%	6	0.02%	150	0.46%	233	0.72%	18	0.06%	1	<0.01%	90	0.28%	44	0.14%	93	0.29%	17	0.05%	652	2.02%	172
1056K	Jun-04	7,871	2,329	0	0.00%	2	0.03%	34	0.43%	64	0.81%	1	0.01%	0	0.00%	2	0.03%	7	0.09%	29	0.37%	10	0.13%	149	1.89%	44

Definitions of observations and complications can be found on [pages 9-10](#).

Left-Heart Leads

U.S. Malfunction Summary

Models	Registered US Implants	Percent Returned for Analysis	Conductor Fracture								Insulation Breach										Crimps, Welds & Bonds		Other		Extrinsic Factors		Total			
			Clavicular Crush		In the Pocket		Intravascular		Total Conductor Fracture		Lead-to-Can Contact		Lead-to-Lead Contact		Clavicular Crush		Externalized Conductors		Other										Total Insulation Breach	
			Qty.	Rate	Qty.	Rate	Qty.	Rate	Qty.	Rate	Qty.	Rate	Qty.	Rate	Qty.	Rate	Qty.	Rate	Qty.	Rate	Qty.	Rate	Qty.	Rate	Qty.	Rate	Qty.	Rate	Qty.	Rate
1458Q	52,773	4.8%	0	0.00%	0	0.00%	0	0.00%	0	0.00%	0	0.00%	0	0.00%	0	0.00%	0	0.00%	1	<0.01%	1	<0.01%	0	0.00%	5	<0.01%	168	0.32%	174	0.33%
1258T	42,113	7.9%	1	<0.01%	1	<0.01%	0	0.00%	2	<0.01%	0	0.00%	0	0.00%	0	0.00%	0	0.00%	1	<0.01%	1	<0.01%	0	0.00%	1	<0.01%	153	0.36%	157	0.37%
1156T	27,624	7.5%	0	0.00%	0	0.00%	5	0.02%	5	0.02%	0	0.00%	2	<0.01%	0	0.00%	13	0.05%	39	0.14%	54	0.20%	0	0.00%	0	0.00%	111	0.40%	170	0.62%
1158T	15,319	8.6%	0	0.00%	1	<0.01%	4	0.03%	5	0.03%	0	0.00%	1	<0.01%	0	0.00%	7	0.05%	27	0.18%	35	0.23%	1	<0.01%	0	0.00%	77	0.50%	118	0.77%
1058T	9,950	8.6%	0	0.00%	0	0.00%	2	0.02%	2	0.02%	0	0.00%	1	0.01%	0	0.00%	6	0.06%	12	0.12%	19	0.19%	0	0.00%	1	0.01%	27	0.27%	49	0.49%
1056T	32,317	8.6%	0	0.00%	2	<0.01%	4	0.01%	6	0.02%	1	<0.01%	10	0.03%	0	0.00%	29	0.09%	35	0.11%	75	0.23%	0	0.00%	1	<0.01%	146	0.45%	228	0.71%
1056K	7,871	14.6%	0	0.00%	0	0.00%	3	0.04%	3	0.04%	0	0.00%	1	0.01%	0	0.00%	0	0.00%	0	0.00%	1	0.01%	0	0.00%	0	0.00%	47	0.60%	51	0.65%

Worldwide Malfunction Summary

Models	Worldwide Sales	Percent Returned for Analysis	Conductor Fracture								Insulation Breach										Crimps, Welds & Bonds		Other		Extrinsic Factors		Total			
			Clavicular Crush		In the Pocket		Intravascular		Total Conductor Fracture		Lead-to-Can Contact		Lead-to-Lead Contact		Clavicular Crush		Externalized Conductors		Other										Total Insulation Breach	
			Qty.	Rate	Qty.	Rate	Qty.	Rate	Qty.	Rate	Qty.	Rate	Qty.	Rate	Qty.	Rate	Qty.	Rate	Qty.	Rate	Qty.	Rate	Qty.	Rate	Qty.	Rate	Qty.	Rate	Qty.	Rate
1458Q	109,493	3.0%	2	<0.01%	5	<0.01%	2	<0.01%	9	0.01%	0	0.00%	1	<0.01%	1	<0.01%	0	0.00%	1	<0.01%	3	<0.01%	0	0.00%	73	0.07%	245	0.22%	330	0.30%
1258T	127,572	3.4%	3	<0.01%	11	0.01%	2	<0.01%	16	0.01%	1	<0.01%	1	<0.01%	1	<0.01%	0	0.00%	2	<0.01%	5	<0.01%	0	0.00%	17	0.01%	90	0.07%	128	0.10%

Definitions of malfunction categories can be found on pages 10-12.

Left-Heart Leads

Actively Monitored Study Data Summary

Qualifying Complications

Models	Number of Devices Enrolled	Active Devices Enrolled	Cumulative Months of Follow-Up	Abnormal Pacing Impedance		Cardiac Perforation		Conductor Fracture		Extracardiac Stimulation		Failure to Capture		Failure to Sense		Insulation Breach		Lead Dislodgement		Oversensing		Pericardial Effusion		Skin Erosion		Total			
				Qty.	Rate	Qty.	Rate	Qty.	Rate	Qty.	Rate	Qty.	Rate	Qty.	Rate	Qty.	Rate	Qty.	Rate	Qty.	Rate	Qty.	Rate	Qty.	Rate	Qty.	Rate	Qty.	Rate
1458Q	1,974	1,566	34,544	1	0.05%	0	0.00%	0	0.00%	1	0.05%	2	0.10%	0	0.00%	0	0.00%	25	1.27%	0	0.00%	0	0.00%	0	0.00%	0	0.00%	29	1.47%
1258T	2,351	1,428	70,832	4	0.17%	0	0.00%	1	0.04%	55	2.34%	41	1.74%	0	0.00%	0	0.00%	43	1.83%	0	0.00%	0	0.00%	0	0.00%	0	0.00%	144	6.13%
1156T	981	392	37,145	1	0.10%	0	0.00%	0	0.00%	13	1.33%	8	0.82%	0	0.00%	0	0.00%	23	2.34%	0	0.00%	0	0.00%	0	0.00%	0	0.00%	45	4.59%
1158T	559	208	21,417	0	0.00%	0	0.00%	0	0.00%	8	1.43%	5	0.89%	0	0.00%	1	0.18%	6	1.07%	0	0.00%	0	0.00%	1	0.18%	21	3.76%		
1058T	110	44	4,980	0	0.00%	0	0.00%	0	0.00%	0	0.00%	4	3.64%	0	0.00%	0	0.00%	0	0.00%	0	0.00%	0	0.00%	0	0.00%	4	3.64%		
1056T	321	114	11,713	1	0.31%	0	0.00%	0	0.00%	2	0.62%	4	1.25%	0	0.00%	0	0.00%	5	1.56%	0	0.00%	0	0.00%	0	0.00%	12	3.74%		

Malfunctions

Models	Registered US Implants	Percent Returned for Analysis	Conductor Fracture								Insulation Breach										Crimps, Welds & Bonds	Other	Extrinsic Factors	Total								
			Clavicular Crush		In the Pocket		Intravascular		Total Conductor Fracture		Lead-to-Can Contact		Lead-to-Lead Contact		Clavicular Crush		Externalized Conductors		Other					Total Insulation Breach		Qty.	Rate	Qty.	Rate			
			Qty.	Rate	Qty.	Rate	Qty.	Rate	Qty.	Rate	Qty.	Rate	Qty.	Rate	Qty.	Rate	Qty.	Rate	Qty.	Rate				Qty.	Rate							
1458Q	1,974	2.5%	0	0.00%	0	0.00%	0	0.00%	0	0.00%	0	0.00%	0	0.00%	0	0.00%	0	0.00%	0	0.00%	0	0.00%	0	0.00%	0	0.00%	0	0.00%	15	0.76%	15	0.76%
1258T	2,351	3.8%	1	0.04%	0	0.00%	0	0.00%	1	0.04%	0	0.00%	0	0.00%	0	0.00%	0	0.00%	0	0.00%	0	0.00%	0	0.00%	0	0.00%	0	0.00%	31	1.32%	32	1.36%
1156T	981	5.8%	0	0.00%	0	0.00%	0	0.00%	0	0.00%	0	0.00%	0	0.00%	0	0.00%	0	0.00%	0	0.00%	0	0.00%	0	0.00%	0	0.00%	0	0.00%	14	1.43%	14	1.43%
1158T	559	3.2%	0	0.00%	0	0.00%	0	0.00%	0	0.00%	0	0.00%	0	0.00%	0	0.00%	1	0.18%	0	0.00%	1	0.18%	0	0.00%	0	0.00%	0	0.00%	7	1.25%	8	1.43%
1058T	110	2.7%	0	0.00%	0	0.00%	0	0.00%	0	0.00%	0	0.00%	0	0.00%	0	0.00%	0	0.00%	0	0.00%	0	0.00%	0	0.00%	0	0.00%	0	0.00%	0	0.00%	0	0.00%
1056T	321	5.3%	0	0.00%	0	0.00%	0	0.00%	0	0.00%	0	0.00%	0	0.00%	0	0.00%	0	0.00%	0	0.00%	0	0.00%	0	0.00%	0	0.00%	0	0.00%	4	1.25%	4	1.25%

A list of complications can be found on [page 15](#).

Definitions of malfunction categories can be found on [pages 10-12](#).

IMPLANTABLE CARDIOVERTER DEFIBRILLATOR (ICD) DEVICES

Dual-Chamber

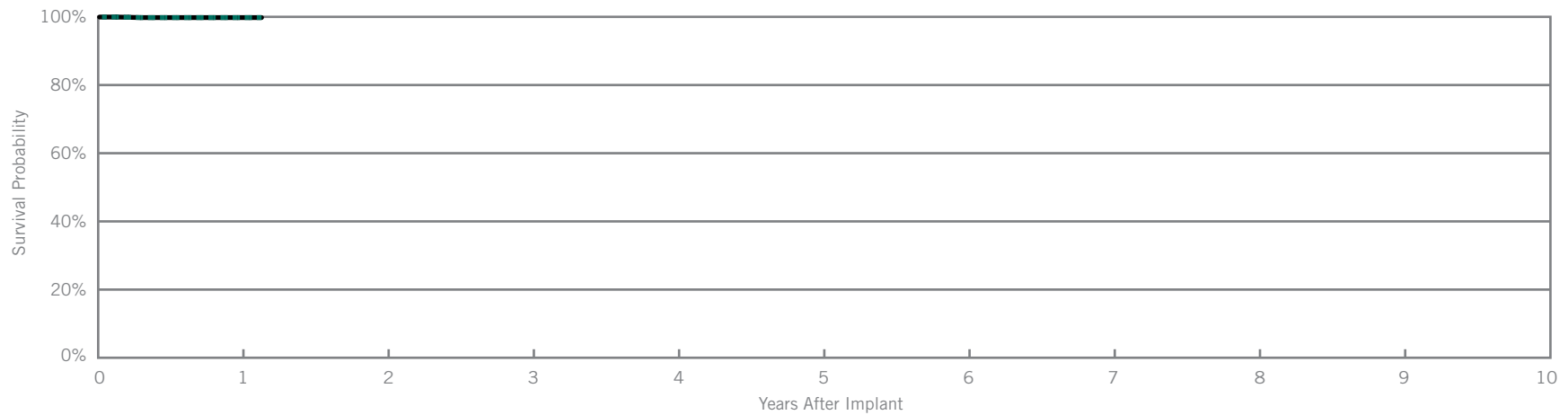
Ellipse™ DR

Model CD2411-36Q*

US Regulatory Approval	June 2013
Registered US Implants	3,578
Estimated Active US Implants	3,317
Estimated Longevity	(see table on page 108)
Normal Battery Depletion	0
Max. Delivered Energy	36 joules
Number of US Advisories (see pgs. 292-297)	One

Customer Reported Performance Data

	Malfunctions w/ Compromised Therapy		Malfunctions w/o Compromised Therapy	
	Qty	Rate	Qty	Rate
Electrical Component	0	0.00%	0	0.00%
Electrical Interconnect	1	0.03%	0	0.00%
Battery	0	0.00%	0	0.00%
High Voltage Capacitor	0	0.00%	0	0.00%
Software/Firmware	1	0.03%	0	0.00%
Mechanical	0	0.00%	0	0.00%
Possible Early Battery Depletion	0	0.00%	0	0.00%
Other	1	0.03%	0	0.00%
Total	3	0.08%	0	0.00%



Including Normal Battery Depletion

Year	1	at 14 months							
Survival Probability	99.79%	99.79%							
± 1 standard error	0.09%	0.09%							
Sample Size	1,990	290							

Excluding Normal Battery Depletion

Year	1	at 14 months							
Survival Probability	99.79%	99.79%							
± 1 standard error	0.09%	0.09%							

*DF4-LLHH connector type.

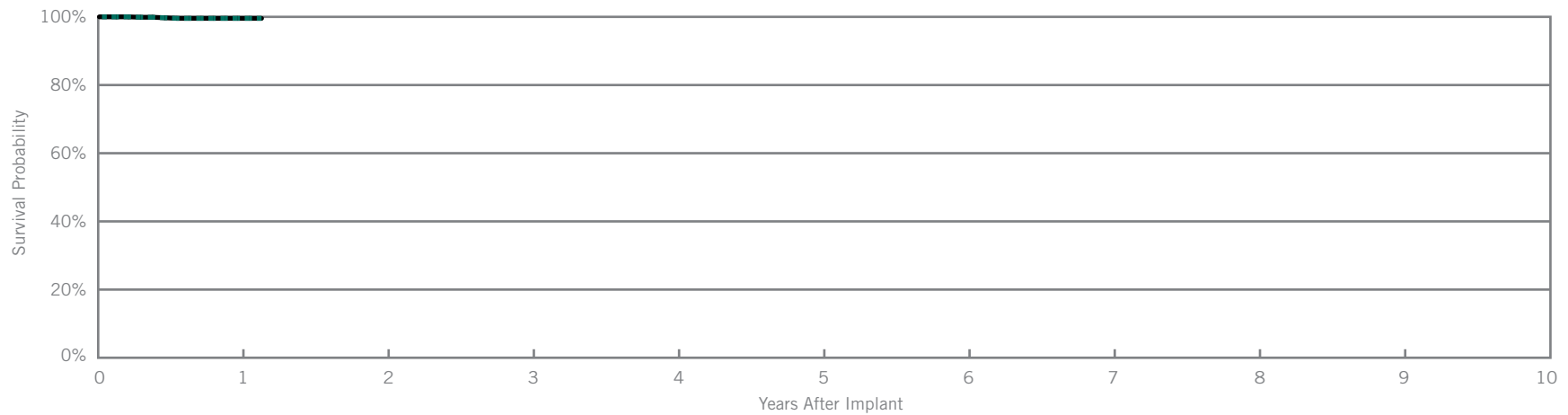
Ellipse™ DR

Model CD2411-36C*

US Regulatory Approval	June 2013
Registered US Implants	2,334
Estimated Active US Implants	2,176
Estimated Longevity	(see table on page 108)
Normal Battery Depletion	0
Max. Delivered Energy	36 joules
Number of US Advisories (see pgs. 292-297)	One

Customer Reported Performance Data

	Malfunctions w/ Compromised Therapy		Malfunctions w/o Compromised Therapy	
	Qty	Rate	Qty	Rate
Electrical Component	1	0.04%	0	0.00%
Electrical Interconnect	0	0.00%	0	0.00%
Battery	0	0.00%	0	0.00%
High Voltage Capacitor	1	0.04%	1	0.04%
Software/Firmware	0	0.00%	0	0.00%
Mechanical	0	0.00%	0	0.00%
Possible Early Battery Depletion	0	0.00%	0	0.00%
Other	0	0.00%	0	0.00%
Total	2	0.09%	1	0.04%



Including Normal Battery Depletion

Year	1	at 14 months							
Survival Probability	99.56%	99.56%							
± 1 standard error	0.18%	0.18%							
Sample Size	1,330	240							

Excluding Normal Battery Depletion

Year	1	at 14 months							
Survival Probability	99.56%	99.56%							
± 1 standard error	0.18%	0.18%							

*Parylene coating.

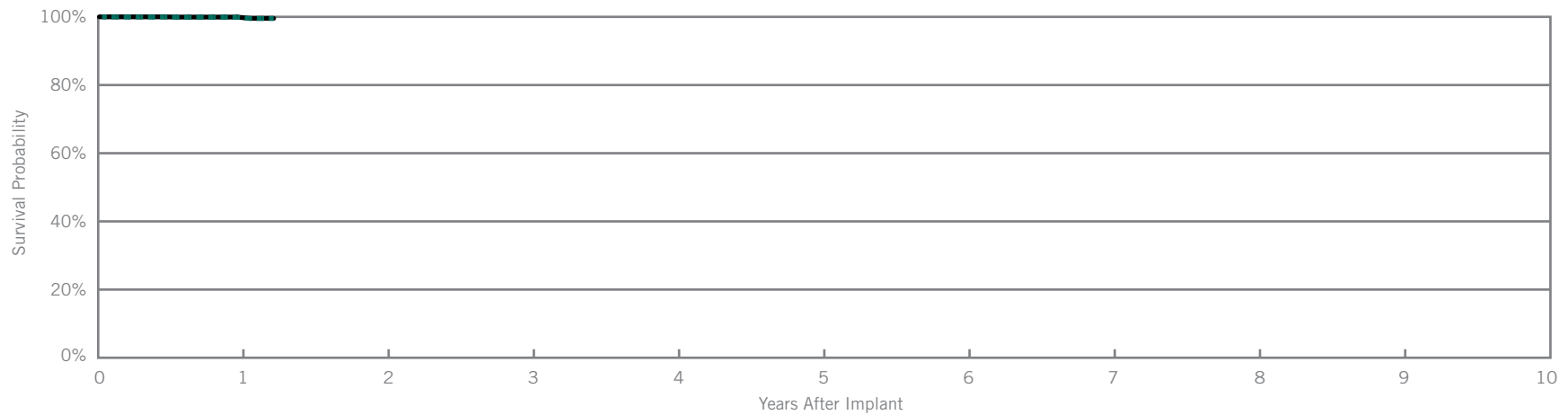
Fortify Assura™ DR

Model CD2357-40Q*

US Regulatory Approval	June 2013
Registered US Implants	6,499
Estimated Active US Implants	6,025
Estimated Longevity	(see table on page 108)
Normal Battery Depletion	0
Max. Delivered Energy	40 joules
Number of US Advisories	None

Customer Reported Performance Data

	Malfunctions w/ Compromised Therapy		Malfunctions w/o Compromised Therapy	
	Qty	Rate	Qty	Rate
Electrical Component	2	0.03%	0	0.00%
Electrical Interconnect	0	0.00%	0	0.00%
Battery	0	0.00%	0	0.00%
High Voltage Capacitor	0	0.00%	0	0.00%
Software/Firmware	0	0.00%	0	0.00%
Mechanical	0	0.00%	0	0.00%
Possible Early Battery Depletion	0	0.00%	0	0.00%
Other	0	0.00%	0	0.00%
Total	2	0.03%	0	0.00%



Including Normal Battery Depletion

Year	1	at 15 months							
Survival Probability	99.93%	99.56%							
± 1 standard error	0.05%	0.27%							
Sample Size	3,570	260							

Excluding Normal Battery Depletion

Year	1	at 15 months							
Survival Probability	99.93%	99.56%							
± 1 standard error	0.05%	0.27%							

*DF4-LLHH connector type.

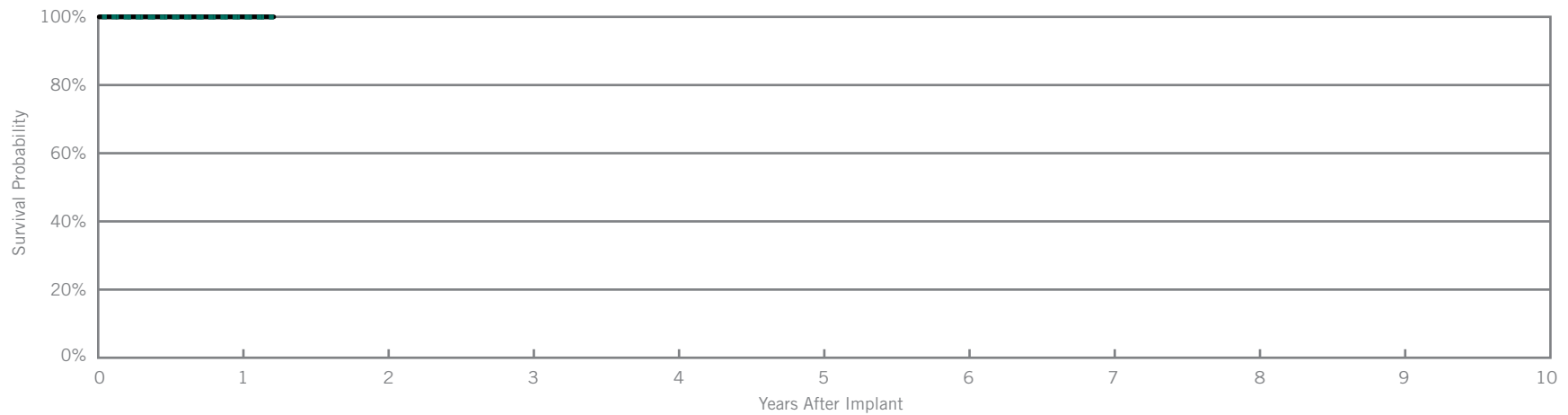
Fortify Assura™ DR

Model CD2357-40C*

US Regulatory Approval	June 2013
Registered US Implants	3,810
Estimated Active US Implants	3,509
Estimated Longevity	(see table on page 108)
Normal Battery Depletion	0
Max. Delivered Energy	40 joules
Number of US Advisories	None

Customer Reported Performance Data

	Malfunctions w/ Compromised Therapy		Malfunctions w/o Compromised Therapy	
	Qty	Rate	Qty	Rate
Electrical Component	0	0.00%	0	0.00%
Electrical Interconnect	0	0.00%	0	0.00%
Battery	0	0.00%	0	0.00%
High Voltage Capacitor	0	0.00%	0	0.00%
Software/Firmware	0	0.00%	0	0.00%
Mechanical	0	0.00%	0	0.00%
Possible Early Battery Depletion	0	0.00%	0	0.00%
Other	0	0.00%	0	0.00%
Total	0	0.00%	0	0.00%



Including Normal Battery Depletion

Year	1	at 15 months							
Survival Probability	100.00%	100.00%							
± 1 standard error	0.00%	0.00%							
Sample Size	2,150	220							

Excluding Normal Battery Depletion

Year	1	at 15 months							
Survival Probability	100.00%	100.00%							
± 1 standard error	0.00%	0.00%							

*Parylene coating.

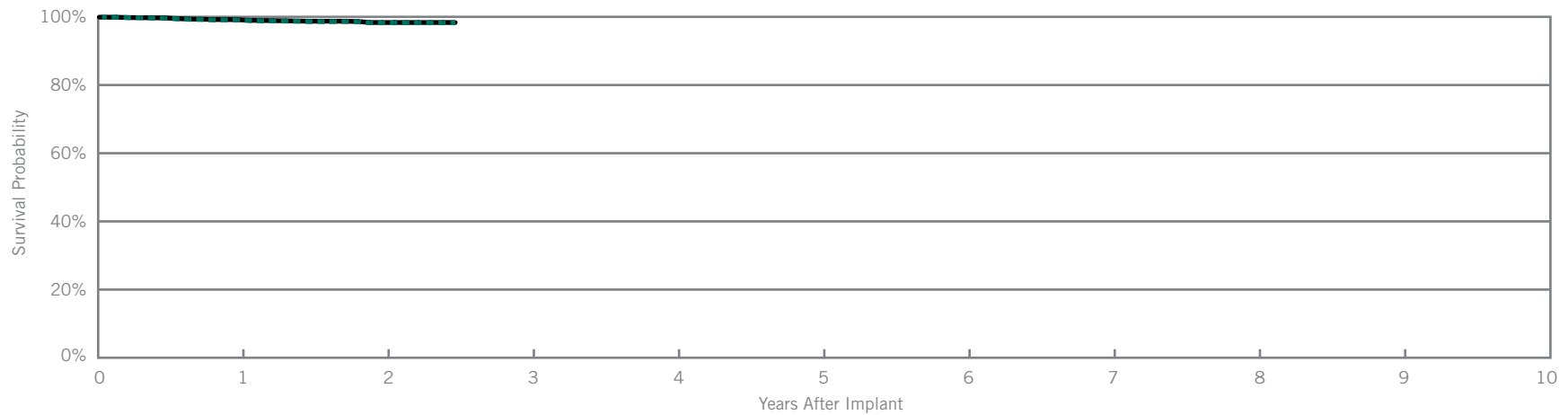
Ellipse™ DR

Model CD2311-36Q*

US Regulatory Approval	May 2012
Registered US Implants	5,898
Estimated Active US Implants	4,835
Estimated Longevity	(see table on page 108)
Normal Battery Depletion	2
Max. Delivered Energy	36 joules
Number of US Advisories (see pgs. 292-297)	One

Customer Reported Performance Data

	Malfunctions w/ Compromised Therapy		Malfunctions w/o Compromised Therapy	
	Qty	Rate	Qty	Rate
Electrical Component	1	0.02%	1	0.02%
Electrical Interconnect	0	0.00%	0	0.00%
Battery	0	0.00%	0	0.00%
High Voltage Capacitor	19	0.32%	2	0.03%
Software/Firmware	1	0.02%	0	0.00%
Mechanical	2	0.03%	2	0.03%
Possible Early Battery Depletion	0	0.00%	0	0.00%
Other	1	0.02%	1	0.02%
Total	24	0.41%	6	0.10%



Including Normal Battery Depletion

Year	1	2	at 30 months						
Survival Probability	99.08%	98.25%	98.25%						
± 1 standard error	0.13%	0.22%	0.22%						
Sample Size	5,210	2,930	270						

Excluding Normal Battery Depletion

Year	1	2	at 30 months						
Survival Probability	99.17%	98.34%	98.34%						
± 1 standard error	0.12%	0.22%	0.22%						

*DF4-LLHH connector type.

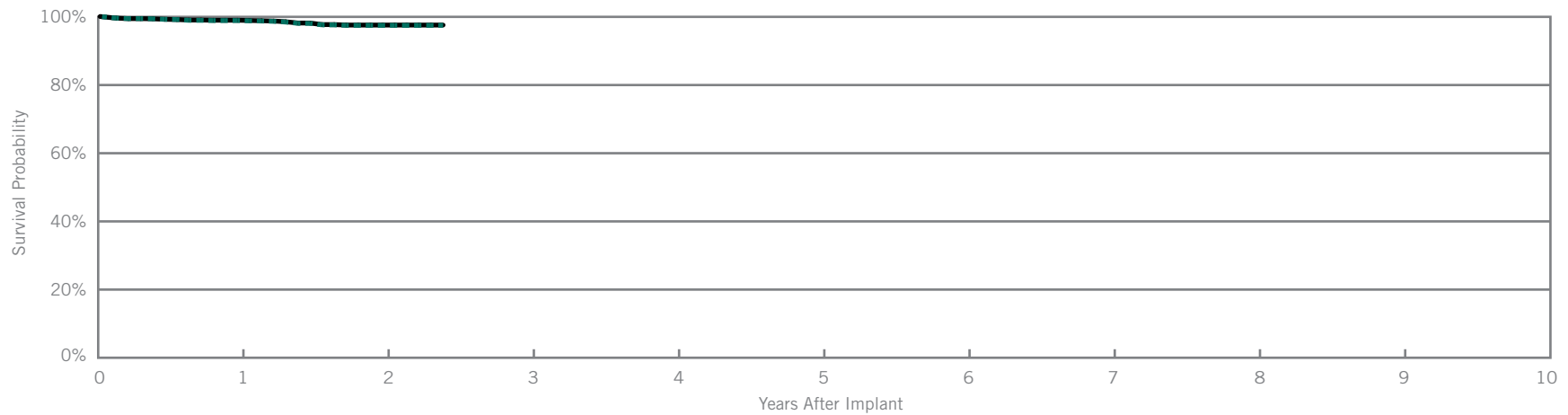
Ellipse™ DR

Model CD2311-36

US Regulatory Approval	May 2012
Registered US Implants	3,744
Estimated Active US Implants	3,067
Estimated Longevity	(see table on page 108)
Normal Battery Depletion	1
Max. Delivered Energy	36 joules
Number of US Advisories (see pgs. 292-297)	One

Customer Reported Performance Data

	Malfunctions w/ Compromised Therapy		Malfunctions w/o Compromised Therapy	
	Qty	Rate	Qty	Rate
Electrical Component	1	0.03%	2	0.05%
Electrical Interconnect	0	0.00%	0	0.00%
Battery	0	0.00%	0	0.00%
High Voltage Capacitor	13	0.35%	2	0.05%
Software/Firmware	0	0.00%	0	0.00%
Mechanical	4	0.11%	3	0.08%
Possible Early Battery Depletion	0	0.00%	0	0.00%
Other	2	0.05%	0	0.00%
Total	20	0.53%	7	0.19%



Including Normal Battery Depletion

Year	1	2	at 29 months						
Survival Probability	98.92%	97.50%	97.50%						
± 1 standard error	0.17%	0.32%	0.32%						
Sample Size	3,270	1,790	220						

Excluding Normal Battery Depletion

Year	1	2	at 29 months						
Survival Probability	99.01%	97.59%	97.59%						
± 1 standard error	0.17%	0.31%	0.31%						

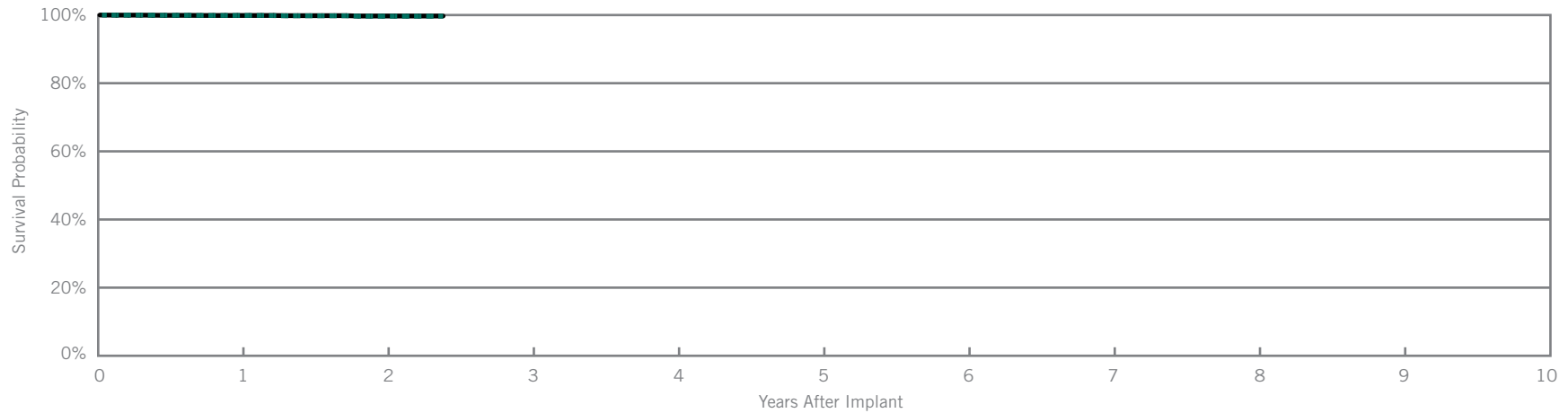
Fortify Assura™ DR

Model CD2257-40Q*

US Regulatory Approval	May 2012
Registered US Implants	6,765
Estimated Active US Implants	5,643
Estimated Longevity	(see table on page 108)
Normal Battery Depletion	1
Max. Delivered Energy	40 joules
Number of US Advisories	None

Customer Reported Performance Data

	Malfunctions w/ Compromised Therapy		Malfunctions w/o Compromised Therapy	
	Qty	Rate	Qty	Rate
Electrical Component	2	0.03%	0	0.00%
Electrical Interconnect	0	0.00%	0	0.00%
Battery	0	0.00%	0	0.00%
High Voltage Capacitor	0	0.00%	0	0.00%
Software/Firmware	0	0.00%	1	0.01%
Mechanical	0	0.00%	1	0.01%
Possible Early Battery Depletion	0	0.00%	0	0.00%
Other	2	0.03%	0	0.00%
Total	4	0.06%	2	0.03%



Including Normal Battery Depletion

Year	1	2	at 29 months						
Survival Probability	99.87%	99.66%	99.66%						
± 1 standard error	0.05%	0.10%	0.10%						
Sample Size	5,990	3,080	260						

Excluding Normal Battery Depletion

Year	1	2	at 29 months						
Survival Probability	99.87%	99.71%	99.71%						
± 1 standard error	0.05%	0.10%	0.10%						

*DF4-LLHH connector type.

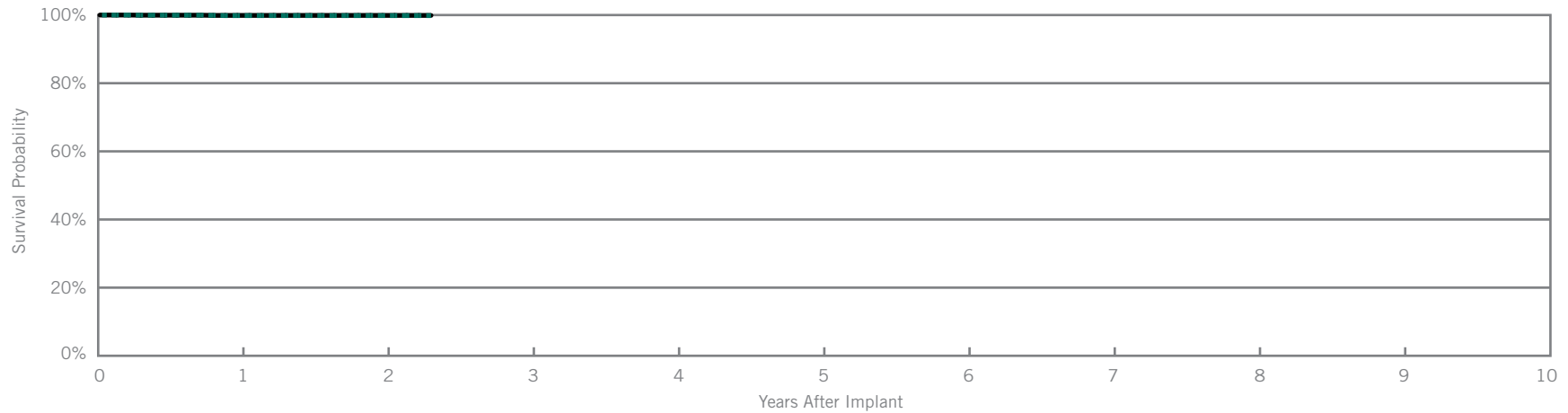
Fortify Assura™ DR

Model CD2257-40

US Regulatory Approval	May 2012
Registered US Implants	4,178
Estimated Active US Implants	3,478
Estimated Longevity	(see table on page 108)
Normal Battery Depletion	1
Max. Delivered Energy	40 joules
Number of US Advisories	None

Customer Reported Performance Data

	Malfunctions w/ Compromised Therapy		Malfunctions w/o Compromised Therapy	
	Qty	Rate	Qty	Rate
Electrical Component	0	0.00%	0	0.00%
Electrical Interconnect	0	0.00%	0	0.00%
Battery	0	0.00%	0	0.00%
High Voltage Capacitor	0	0.00%	0	0.00%
Software/Firmware	0	0.00%	1	0.02%
Mechanical	0	0.00%	0	0.00%
Possible Early Battery Depletion	0	0.00%	0	0.00%
Other	0	0.00%	1	0.02%
Total	0	0.00%	2	0.05%



Including Normal Battery Depletion

Year	1	2	at 28 months						
Survival Probability	99.83%	99.83%	99.83%						
± 1 standard error	0.07%	0.07%	0.07%						
Sample Size	3,680	1,920	260						

Excluding Normal Battery Depletion

Year	1	2	at 28 months						
Survival Probability	99.89%	99.89%	99.89%						
± 1 standard error	0.05%	0.05%	0.05%						

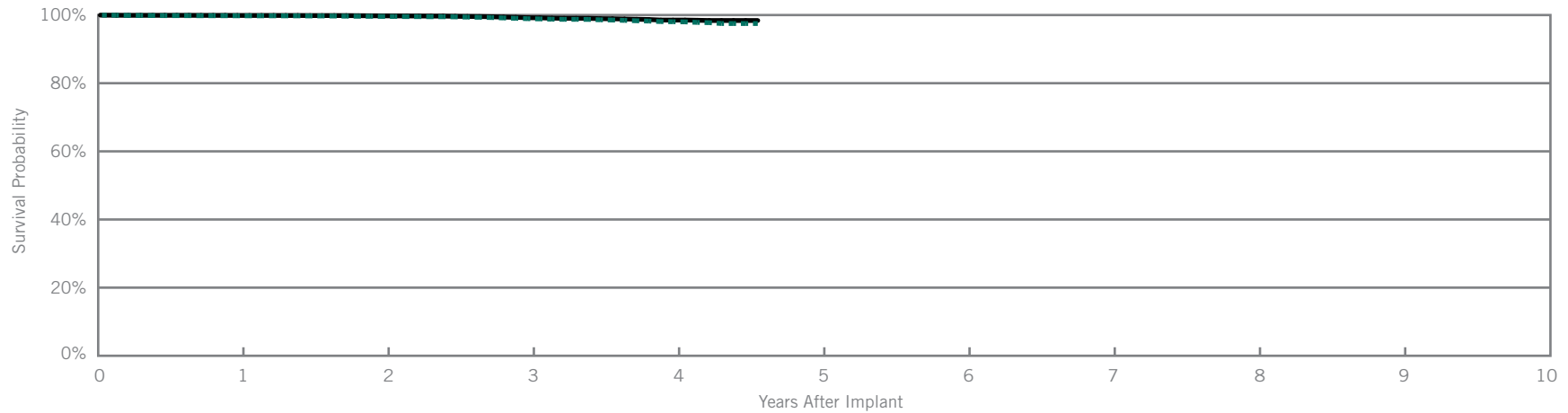
Fortify™ DR

Model CD2231-40Q*

US Regulatory Approval	May 2010
Registered US Implants	26,815
Estimated Active US Implants	18,355
Estimated Longevity	(see table on page 108)
Normal Battery Depletion	34
Max. Delivered Energy	40 joules
Number of US Advisories	None

Customer Reported Performance Data

	Malfunctions w/ Compromised Therapy		Malfunctions w/o Compromised Therapy	
	Qty	Rate	Qty	Rate
Electrical Component	3	0.01%	4	0.01%
Electrical Interconnect	2	<0.01%	2	<0.01%
Battery	13	0.05%	10	0.04%
High Voltage Capacitor	1	<0.01%	0	0.00%
Software/Firmware	1	<0.01%	0	0.00%
Mechanical	0	0.00%	0	0.00%
Possible Early Battery Depletion	24	0.09%	11	0.04%
Other	6	0.02%	3	0.01%
Total	50	0.19%	30	0.11%



Including Normal Battery Depletion

Year	1	2	3	4	at 55 months				
Survival Probability	99.78%	99.60%	98.93%	98.04%	97.51%				
± 1 standard error	0.03%	0.04%	0.07%	0.13%	0.20%				
Sample Size	25,060	21,650	16,340	8,440	500				

Excluding Normal Battery Depletion

Year	1	2	3	4	at 55 months				
Survival Probability	99.88%	99.76%	99.22%	98.53%	98.40%				
± 1 standard error	0.02%	0.03%	0.06%	0.12%	0.14%				

*DF4-LLHH connector type.

Actively Monitored Study Data

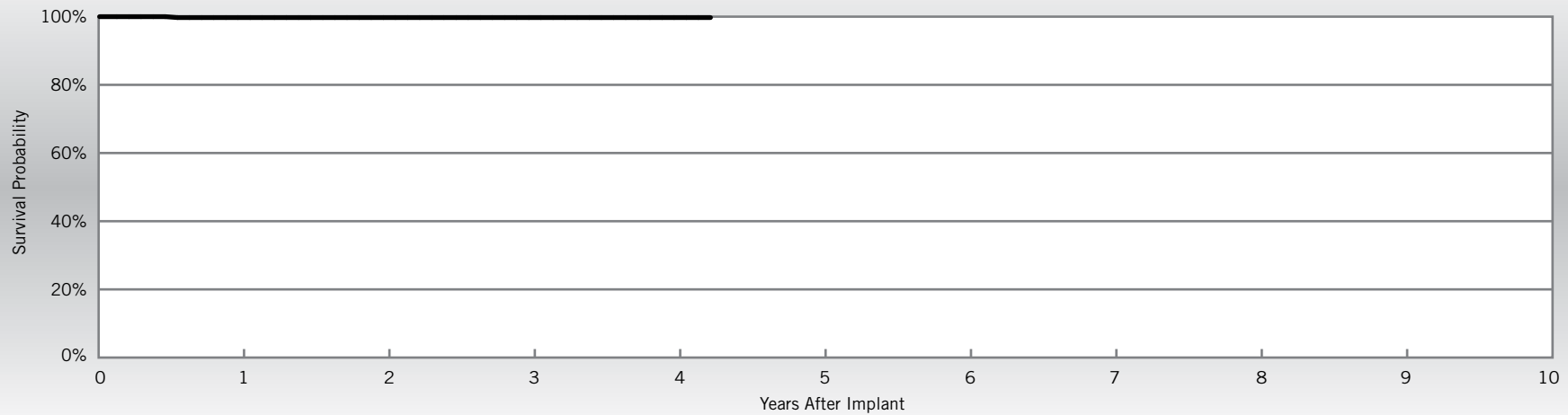
Fortify™ DR

Model CD2231-40Q*

US Regulatory Approval	May 2010
Number of Devices Enrolled in Study	390
Active Devices Enrolled in Study	285
Cumulative Months of Follow-up	15,019
Estimated Longevity	(see table on page 108)
Max. Delivered Energy	40 joules

Qualifying Complications	Qty	Rate
Premature Battery Depletion	1	0.26%

	Malfunctions w/ Compromised Therapy		Malfunctions w/o Compromised Therapy	
	Qty	Rate	Qty	Rate
Electrical Component	0	0.00%	0	0.00%
Electrical Interconnect	0	0.00%	0	0.00%
Battery	0	0.00%	0	0.00%
High Voltage Capacitor	0	0.00%	0	0.00%
Software/Firmware	0	0.00%	0	0.00%
Mechanical	0	0.00%	0	0.00%
Possible Early Battery Depletion	0	0.00%	0	0.00%
Other	1	0.26%	0	0.00%
Total	1	0.26%	0	0.00%



Year	1	2	3	4	at 51 months				
Survival Probability	99.74%	99.74%	99.74%	99.74%	99.74%				
± 1 standard error	0.26%	0.26%	0.26%	0.26%	0.26%				
Sample Size	380	340	310	200	70				

*DF4-LLHH connector type.

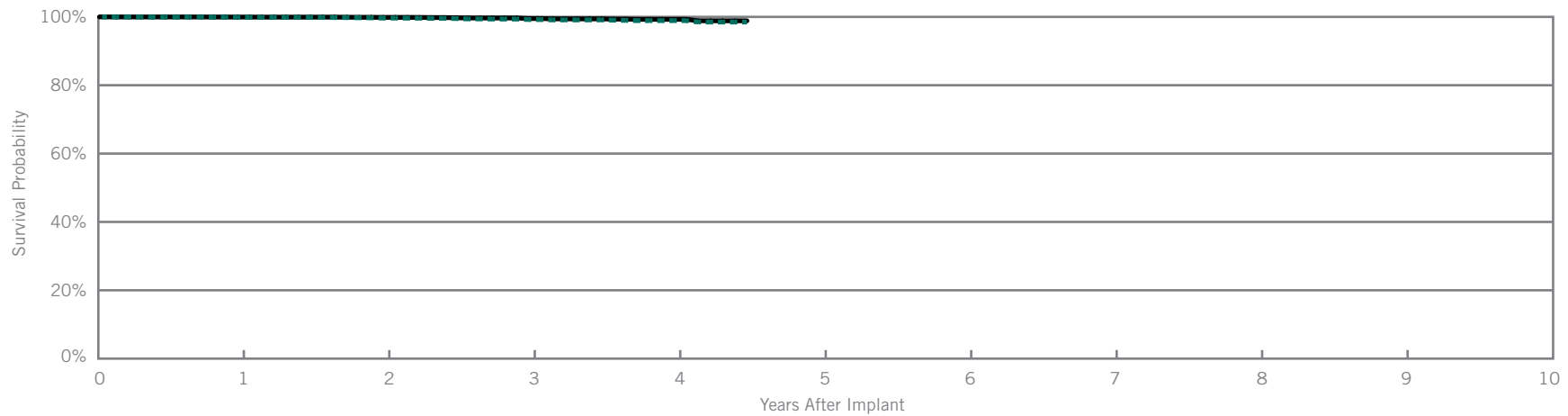
Fortify™ DR

Model CD2231-40

US Regulatory Approval	May 2010
Registered US Implants	12,060
Estimated Active US Implants	8,139
Estimated Longevity	(see table on page 108)
Normal Battery Depletion	12
Max. Delivered Energy	40 joules
Number of US Advisories	None

Customer Reported Performance Data

	Malfunctions w/ Compromised Therapy		Malfunctions w/o Compromised Therapy	
	Qty	Rate	Qty	Rate
Electrical Component	2	0.02%	2	0.02%
Electrical Interconnect	1	<0.01%	0	0.00%
Battery	1	<0.01%	3	0.02%
High Voltage Capacitor	2	0.02%	0	0.00%
Software/Firmware	0	0.00%	0	0.00%
Mechanical	0	0.00%	0	0.00%
Possible Early Battery Depletion	6	0.05%	2	0.02%
Other	2	0.02%	1	<0.01%
Total	14	0.12%	8	0.07%



Including Normal Battery Depletion

Year	1	2	3	4	at 54 months				
Survival Probability	99.88%	99.65%	99.22%	98.91%	98.49%				
± 1 standard error	0.02%	0.05%	0.09%	0.14%	0.23%				
Sample Size	11,230	9,580	6,920	3,330	360				

Excluding Normal Battery Depletion

Year	1	2	3	4	at 54 months				
Survival Probability	99.95%	99.86%	99.52%	99.28%	98.86%				
± 1 standard error	0.02%	0.03%	0.06%	0.12%	0.22%				

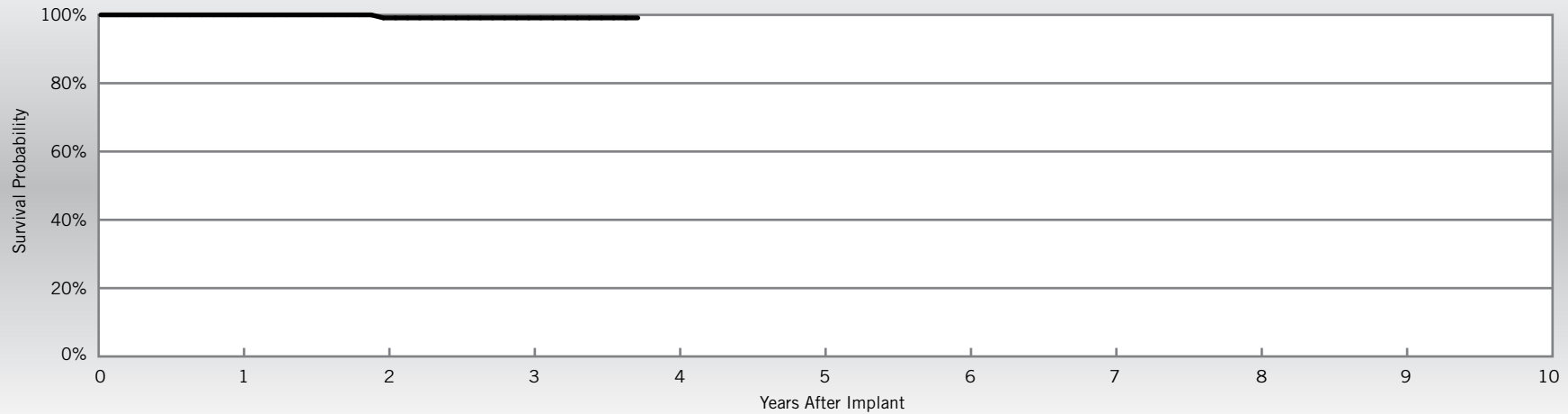
Actively Monitored Study Data

Fortify™ DR
Model CD2231-40

US Regulatory Approval	May 2010
Number of Devices Enrolled in Study	177
Active Devices Enrolled in Study	95
Cumulative Months of Follow-up	5,517
Estimated Longevity	(see table on page 108)
Max. Delivered Energy	40 joules

Qualifying Complications	Qty	Rate
Premature Battery Depletion	1	0.56%

	Malfunctions w/ Compromised Therapy		Malfunctions w/o Compromised Therapy	
	Qty	Rate	Qty	Rate
Electrical Component	0	0.00%	0	0.00%
Electrical Interconnect	0	0.00%	0	0.00%
Battery	0	0.00%	0	0.00%
High Voltage Capacitor	0	0.00%	0	0.00%
Software/Firmware	0	0.00%	0	0.00%
Mechanical	0	0.00%	0	0.00%
Possible Early Battery Depletion	0	0.00%	0	0.00%
Other	0	0.00%	0	0.00%
Total	0	0.00%	0	0.00%



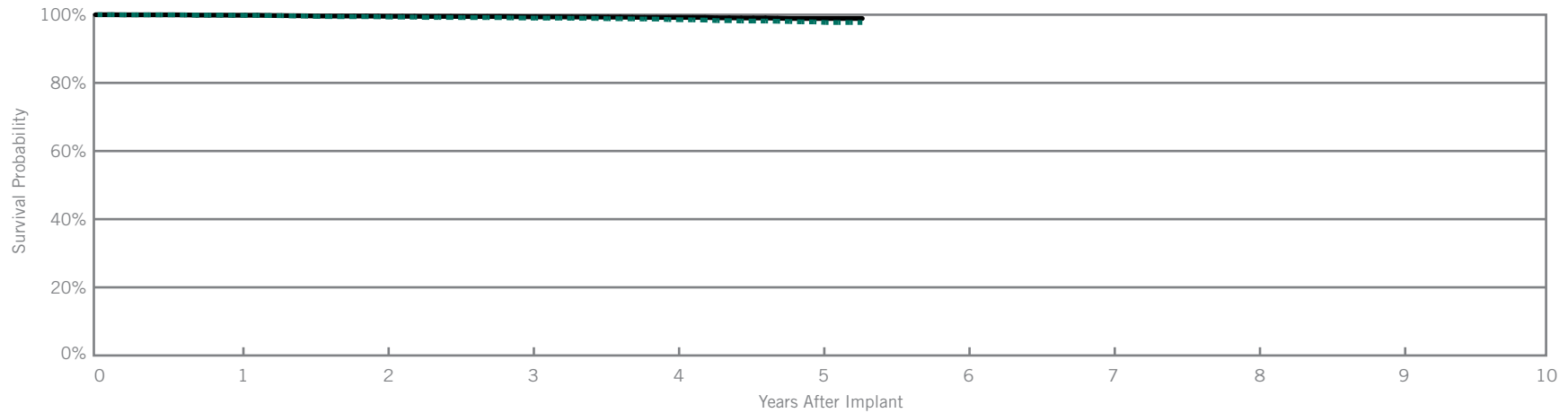
Year	1	2	3	at 45 months					
Survival Probability	100.00%	99.12%	99.12%	99.12%					
± 1 standard error	0.00%	0.00%	0.88%	0.88%					
Sample Size	160	130	100	50					

Current™ + DR
Model CD2211-36Q*

Customer Reported Performance Data

US Regulatory Approval	February 2009
Registered US Implants	8,139
Estimated Active US Implants	4,740
Estimated Longevity	(see table on page 108)
Normal Battery Depletion	21
Max. Delivered Energy	36 joules
Number of US Advisories	None

	Malfunctions w/ Compromised Therapy		Malfunctions w/o Compromised Therapy	
	Qty	Rate	Qty	Rate
Electrical Component	5	0.06%	2	0.02%
Electrical Interconnect	0	0.00%	0	0.00%
Battery	4	0.05%	5	0.06%
High Voltage Capacitor	1	0.01%	0	0.00%
Software/Firmware	0	0.00%	0	0.00%
Mechanical	0	0.00%	1	0.01%
Possible Early Battery Depletion	2	0.02%	3	0.04%
Other	3	0.04%	2	0.02%
Total	15	0.18%	13	0.16%



Including Normal Battery Depletion

Year	1	2	3	4	5	at 64 months			
Survival Probability	99.85%	99.39%	99.04%	98.57%	97.90%	97.72%			
± 1 standard error	0.04%	0.09%	0.12%	0.14%	0.21%	0.24%			
Sample Size	7,540	6,550	5,800	5,030	2,950	310			

Excluding Normal Battery Depletion

Year	1	2	3	4	5	at 64 months			
Survival Probability	99.85%	99.58%	99.40%	99.21%	98.90%	98.90%			
± 1 standard error	0.04%	0.08%	0.09%	0.11%	0.15%	0.15%			

*DF4-LLHH connector type.

Actively Monitored Study Data

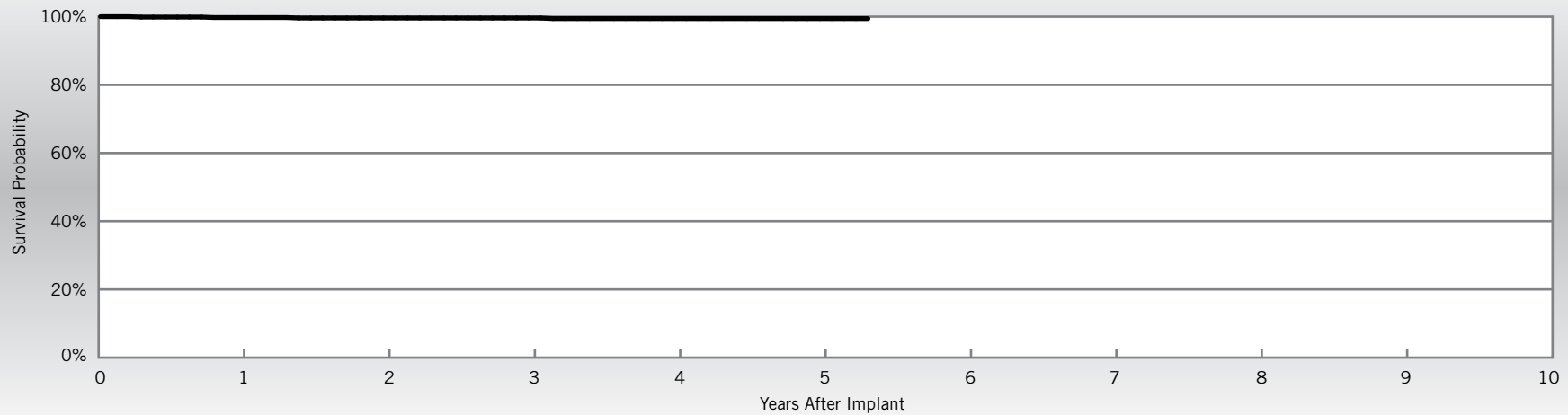
Current™ + DR

Model CD2211-36Q*

US Regulatory Approval	February 2009
Number of Devices Enrolled in Study	835
Active Devices Enrolled in Study	520
Cumulative Months of Follow-up	38,045
Estimated Longevity	(see table on page 108)
Max. Delivered Energy	36 joules

Qualifying Complications	Qty	Rate
Premature Battery Depletion	3	0.36%
Skin Erosion	1	0.12%

	Malfunctions w/ Compromised Therapy		Malfunctions w/o Compromised Therapy	
	Qty	Rate	Qty	Rate
Electrical Component	0	0.00%	0	0.00%
Electrical Interconnect	0	0.00%	0	0.00%
Battery	1	0.12%	2	0.24%
High Voltage Capacitor	0	0.00%	0	0.00%
Software/Firmware	0	0.00%	0	0.00%
Mechanical	0	0.00%	0	0.00%
Possible Early Battery Depletion	0	0.00%	1	0.12%
Other	0	0.00%	0	0.00%
Total	1	0.12%	3	0.36%



Year	1	2	3	4	5	at 64 months			
Survival Probability	99.75%	99.61%	99.61%	99.44%	99.44%	99.44%			
± 1 standard error	0.18%	0.23%	0.23%	0.28%	0.28%	0.28%			
Sample Size	790	710	640	580	370	70			

*DF4-LLHH connector type.

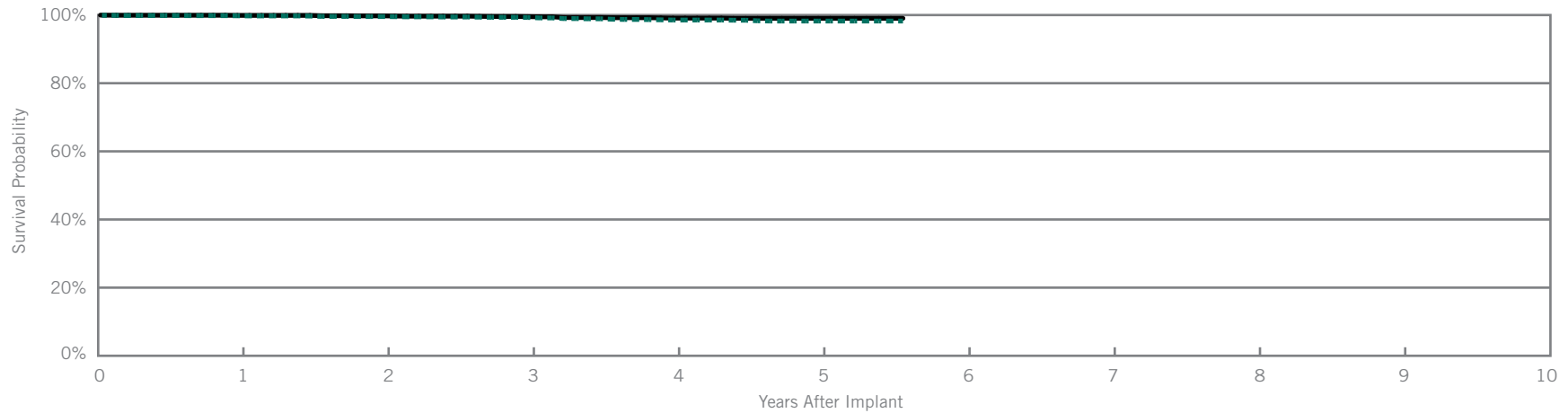
Current™ + DR

Model CD2211-36

US Regulatory Approval	February 2009
Registered US Implants	6,261
Estimated Active US Implants	3,580
Estimated Longevity	(see table on page 108)
Normal Battery Depletion	14
Max. Delivered Energy	36 joules
Number of US Advisories	None

Customer Reported Performance Data

	Malfunctions w/ Compromised Therapy		Malfunctions w/o Compromised Therapy	
	Qty	Rate	Qty	Rate
Electrical Component	2	0.03%	1	0.02%
Electrical Interconnect	1	0.02%	0	0.00%
Battery	4	0.06%	4	0.06%
High Voltage Capacitor	0	0.00%	0	0.00%
Software/Firmware	0	0.00%	0	0.00%
Mechanical	0	0.00%	0	0.00%
Possible Early Battery Depletion	2	0.03%	2	0.03%
Other	3	0.05%	0	0.00%
Total	12	0.19%	7	0.11%



Including Normal Battery Depletion

Year	1	2	3	4	5	at 67 months			
Survival Probability	99.78%	99.56%	99.29%	98.54%	98.24%	98.24%			
± 1 standard error	0.05%	0.09%	0.11%	0.18%	0.21%	0.21%			
Sample Size	5,810	5,020	4,340	3,690	2,460	260			

Excluding Normal Battery Depletion

Year	1	2	3	4	5	at 67 months			
Survival Probability	99.90%	99.76%	99.53%	99.10%	99.04%	99.04%			
± 1 standard error	0.03%	0.07%	0.09%	0.14%	0.15%	0.15%			

Actively Monitored Study Data

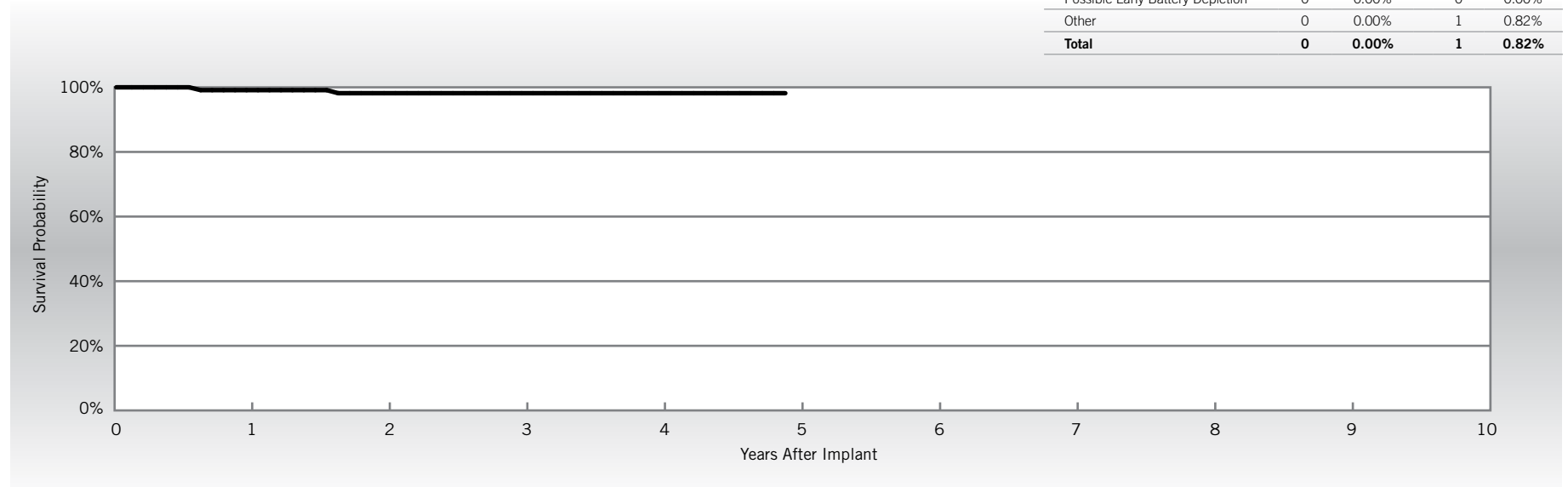
Current™ + DR

Model CD2211-36

US Regulatory Approval	February 2009
Number of Devices Enrolled in Study	122
Active Devices Enrolled in Study	63
Cumulative Months of Follow-up	5,126
Estimated Longevity	(see table on page 108)
Max. Delivered Energy	36 joules

Qualifying Complications	Qty	Rate
Inappropriate Shock	1	0.82%
Premature Battery Depletion	1	0.82%

	Malfunctions w/ Compromised Therapy		Malfunctions w/o Compromised Therapy	
	Qty	Rate	Qty	Rate
Electrical Component	0	0.00%	0	0.00%
Electrical Interconnect	0	0.00%	0	0.00%
Battery	0	0.00%	0	0.00%
High Voltage Capacitor	0	0.00%	0	0.00%
Software/Firmware	0	0.00%	0	0.00%
Mechanical	0	0.00%	0	0.00%
Possible Early Battery Depletion	0	0.00%	0	0.00%
Other	0	0.00%	1	0.82%
Total	0	0.00%	1	0.82%



Year	1	2	3	4	at 59 months				
Survival Probability	99.13%	98.18%	98.18%	98.18%	98.18%				
± 1 standard error	0.86%	1.28%	1.28%	1.28%	1.28%				
Sample Size	120	100	80	70	50				

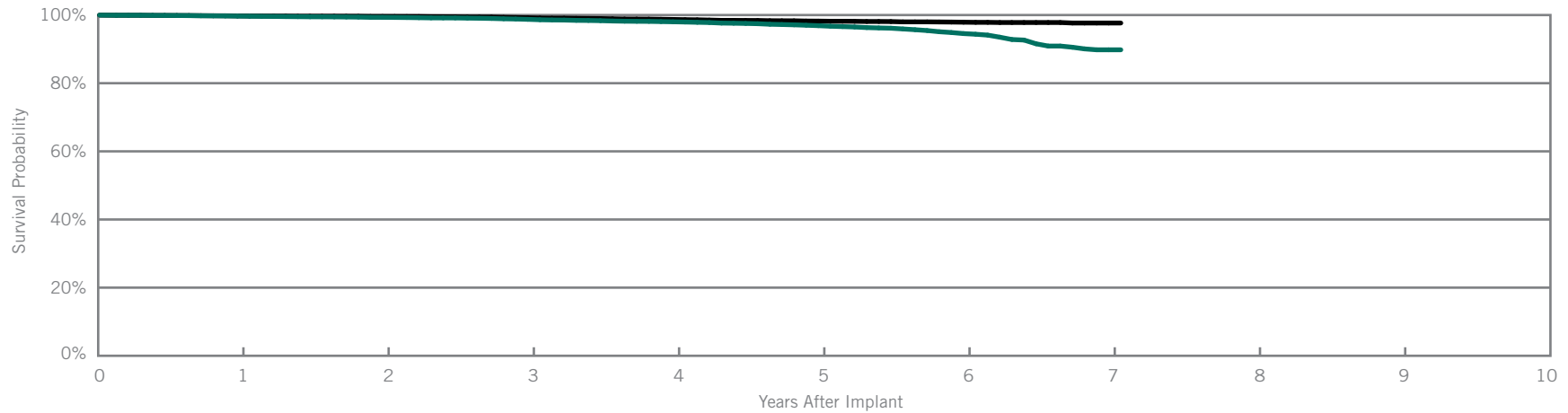
Current™ DR RF

Model 2207-36

US Regulatory Approval	September 2007
Registered US Implants	22,370
Estimated Active US Implants	10,410
Estimated Longevity	(see table on page 108)
Normal Battery Depletion	190
Max. Delivered Energy	36 joules
Number of US Advisories	None

Customer Reported Performance Data

	Malfunctions w/ Compromised Therapy		Malfunctions w/o Compromised Therapy	
	Qty	Rate	Qty	Rate
Electrical Component	6	0.03%	11	0.05%
Electrical Interconnect	6	0.03%	2	<0.01%
Battery	17	0.08%	9	0.04%
High Voltage Capacitor	1	<0.01%	0	0.00%
Software/Firmware	0	0.00%	4	0.02%
Mechanical	0	0.00%	1	<0.01%
Possible Early Battery Depletion	27	0.12%	15	0.07%
Other	23	0.10%	5	0.02%
Total	80	0.36%	47	0.21%



Including Normal Battery Depletion

Year	1	2	3	4	5	6	7	at 85 months		
Survival Probability	99.70%	99.33%	98.74%	98.02%	96.88%	94.56%	89.80%	89.80%		
± 1 standard error	0.04%	0.06%	0.08%	0.11%	0.14%	0.21%	0.51%	0.51%		
Sample Size	20,790	18,000	15,810	14,000	12,120	8,120	2,740	280		

Excluding Normal Battery Depletion

Year	1	2	3	4	5	6	7	at 85 months		
Survival Probability	99.75%	99.59%	99.21%	98.71%	98.22%	97.90%	97.66%	97.66%		
± 1 standard error	0.03%	0.05%	0.06%	0.09%	0.11%	0.12%	0.17%	0.17%		

Actively Monitored Study Data

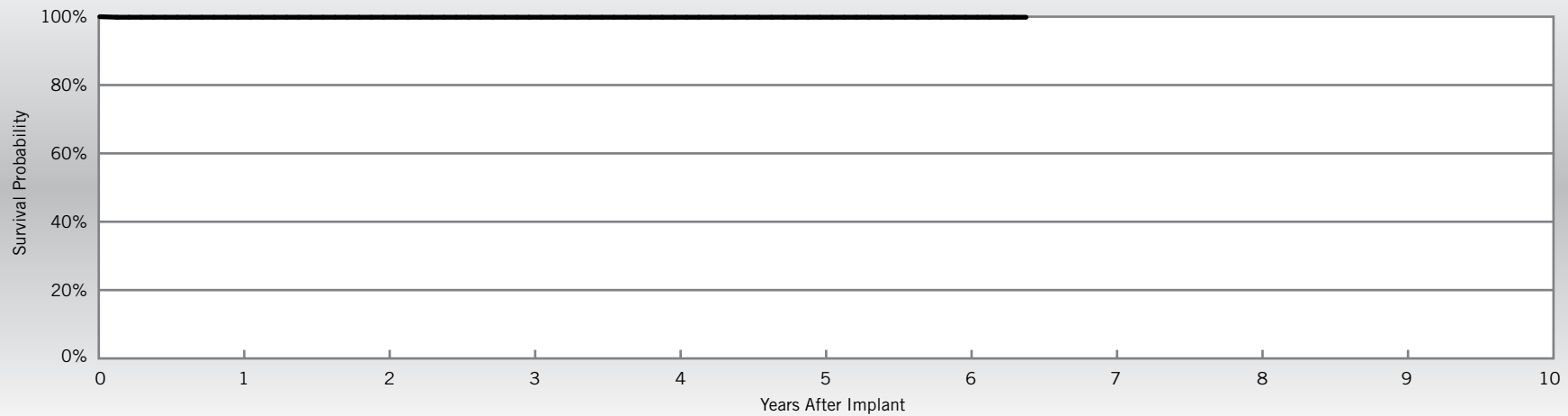
Current™ DR RF

Model 2207-36

US Regulatory Approval	September 2007
Number of Devices Enrolled in Study	630
Active Devices Enrolled in Study	258
Cumulative Months of Follow-up	28,644
Estimated Longevity	(see table on page 108)
Max. Delivered Energy	36 joules

Qualifying Complications	Qty.	Rate
Inappropriate Shock	1	0.16%

	Malfunctions w/ Compromised Therapy		Malfunctions w/o Compromised Therapy	
	Qty	Rate	Qty	Rate
Electrical Component	0	0.00%	0	0.00%
Electrical Interconnect	0	0.00%	0	0.00%
Battery	0	0.00%	0	0.00%
High Voltage Capacitor	0	0.00%	0	0.00%
Software/Firmware	0	0.00%	0	0.00%
Mechanical	0	0.00%	0	0.00%
Possible Early Battery Depletion	1	0.16%	1	0.16%
Other	0	0.00%	0	0.00%
Total	1	0.16%	1	0.16%



Year	1	2	3	4	5	6	at 77 months			
Survival Probability	99.84%	99.84%	99.84%	99.84%	99.84%	99.84%	99.84%			
± 1 standard error	0.16%	0.16%	0.16%	0.16%	0.16%	0.16%	0.16%			
Sample Size	600	520	430	350	280	180	60			

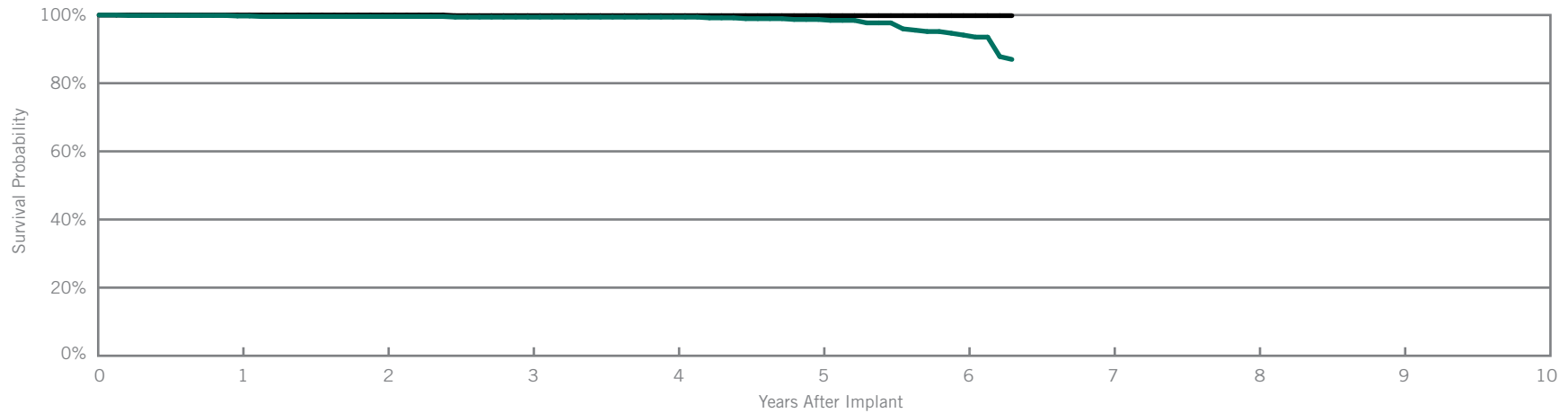
Current™ DR RF

Model 2207-30

US Regulatory Approval	September 2007
Registered US Implants	1,560
Estimated Active US Implants	676
Estimated Longevity	(see table on page 108)
Normal Battery Depletion	28
Max. Delivered Energy	30 joules
Number of US Advisories	None

Customer Reported Performance Data

	Malfunctions w/ Compromised Therapy		Malfunctions w/o Compromised Therapy	
	Qty	Rate	Qty	Rate
Electrical Component	0	0.00%	1	0.06%
Electrical Interconnect	0	0.00%	0	0.00%
Battery	0	0.00%	0	0.00%
High Voltage Capacitor	0	0.00%	0	0.00%
Software/Firmware	0	0.00%	0	0.00%
Mechanical	0	0.00%	0	0.00%
Possible Early Battery Depletion	0	0.00%	0	0.00%
Other	0	0.00%	0	0.00%
Total	0	0.00%	1	0.06%



Including Normal Battery Depletion

Year	1	2	3	4	5	6	at 76 months		
Survival Probability	99.72%	99.57%	99.39%	99.39%	98.70%	94.12%	86.98%		
± 1 standard error	0.09%	0.18%	0.22%	0.22%	0.35%	0.90%	1.74%		
Sample Size	1,450	1,260	1,100	990	840	540	220		

Excluding Normal Battery Depletion

Year	1	2	3	4	5	6	at 76 months		
Survival Probability	100.00%	100.00%	99.82%	99.82%	99.82%	99.82%	99.82%		
± 1 standard error	0.00%	0.00%	0.13%	0.13%	0.13%	0.13%	0.13%		

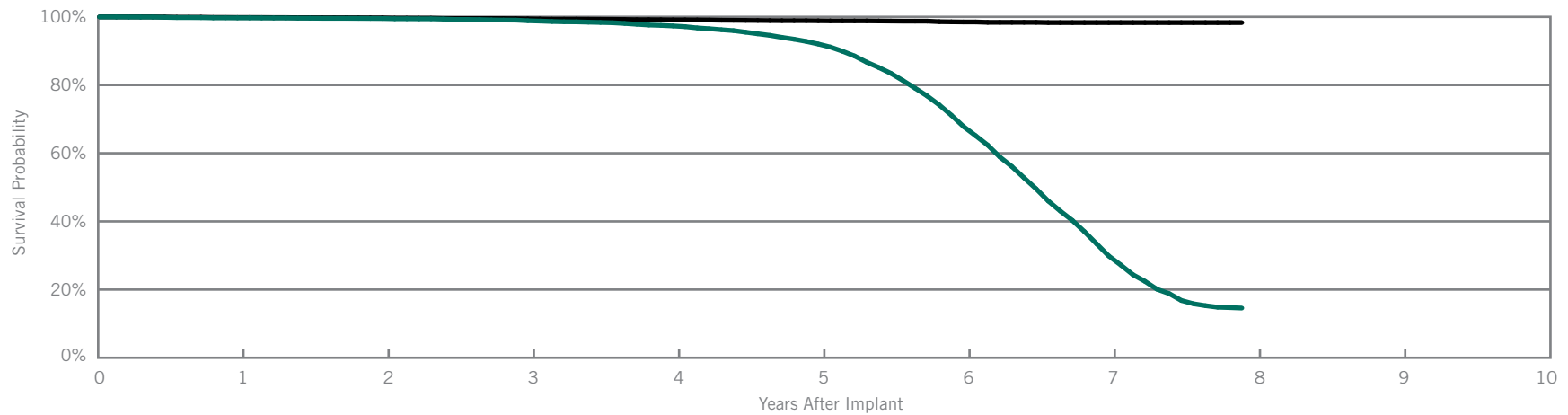
Atlas™ II + DR

Model V-268

US Regulatory Approval	July 2006
Registered US Implants	14,702
Estimated Active US Implants	2,516
Estimated Longevity	(see table on page 108)
Normal Battery Depletion	2,085
Max. Delivered Energy	36 joules
Number of US Advisories (see pgs. 292-297)	One

Customer Reported Performance Data

	Malfunctions w/ Compromised Therapy		Malfunctions w/o Compromised Therapy	
	Qty	Rate	Qty	Rate
Electrical Component	6	0.04%	4	0.03%
Electrical Interconnect	4	0.03%	0	0.00%
Battery	9	0.06%	3	0.02%
High Voltage Capacitor	0	0.00%	0	0.00%
Software/Firmware	0	0.00%	0	0.00%
Mechanical	0	0.00%	0	0.00%
Possible Early Battery Depletion	18	0.12%	6	0.04%
Other	8	0.05%	5	0.03%
Total	45	0.31%	18	0.12%



Including Normal Battery Depletion

Year	1	2	3	4	5	6	7	at 95 months
Survival Probability	99.70%	99.51%	98.86%	97.33%	92.03%	67.83%	29.87%	14.58%
± 1 standard error	0.05%	0.06%	0.09%	0.16%	0.28%	0.53%	0.60%	0.54%
Sample Size	13,680	11,930	10,490	9,150	7,820	5,850	3,120	240

Excluding Normal Battery Depletion

Year	1	2	3	4	5	6	7	at 95 months
Survival Probability	99.81%	99.69%	99.41%	99.12%	98.86%	98.50%	98.32%	98.32%
± 1 standard error	0.04%	0.05%	0.07%	0.09%	0.10%	0.13%	0.15%	0.15%

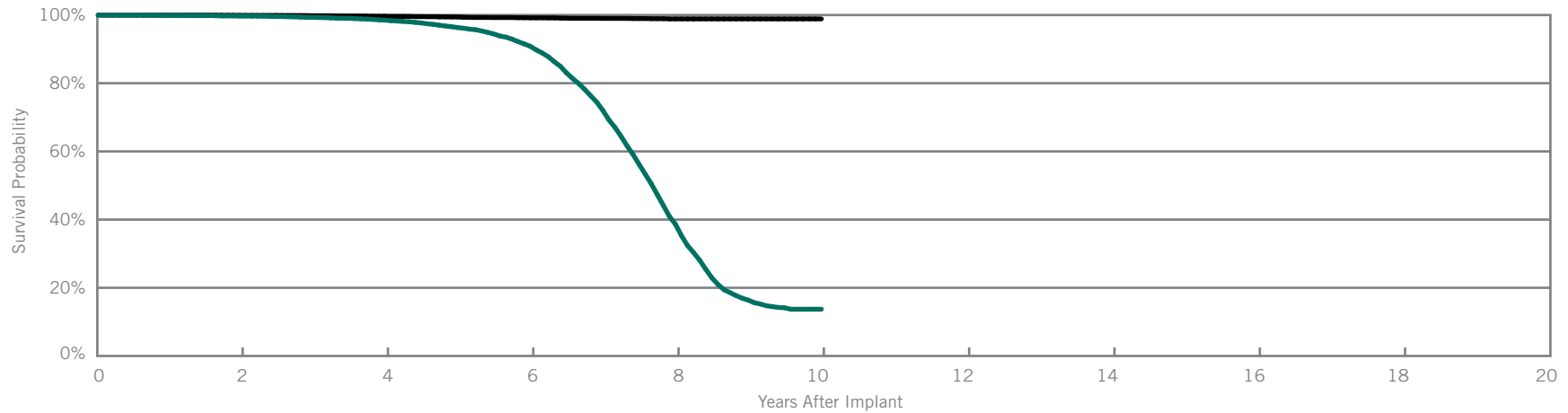
Atlas™ + DR

Model V-243

US Regulatory Approval	October 2003
Registered US Implants	21,075
Estimated Active US Implants	2,567
Estimated Longevity	(see table on page 108)
Normal Battery Depletion	2,774
Max. Delivered Energy	36 joules
Number of US Advisories (see pgs. 292-297)	Three

Customer Reported Performance Data

	Malfunctions w/ Compromised Therapy		Malfunctions w/o Compromised Therapy	
	Qty	Rate	Qty	Rate
Electrical Component	4	0.02%	3	0.01%
Electrical Interconnect	1	<0.01%	0	0.00%
Battery	12	0.06%	4	0.02%
High Voltage Capacitor	1	<0.01%	0	0.00%
Software/Firmware	0	0.00%	0	0.00%
Mechanical	0	0.00%	1	<0.01%
Possible Early Battery Depletion	6	0.03%	4	0.02%
Other	17	0.08%	2	<0.01%
Total	41	0.19%	14	0.07%



Including Normal Battery Depletion

Year	2	4	6	8	10				
Survival Probability	99.70%	98.50%	90.83%	38.61%	13.71%				
± 1 standard error	0.04%	0.10%	0.27%	0.53%	0.46%				
Sample Size	17,230	13,250	9,550	4,670	200				

Excluding Normal Battery Depletion

Year	2	4	6	8	10				
Survival Probability	99.90%	99.63%	99.18%	98.87%	98.87%				
± 1 standard error	0.02%	0.05%	0.08%	0.11%	0.11%				

BATTERY LONGEVITY SUMMARY

Dual-Chamber ICDs

Battery Longevity

Models	Family	Approximate Duration (years)			
		No Pacing	25% Pacing	50% Pacing	100% Pacing
CD2411-36Q	Ellipse™ DR*	10.4	9.6	8.9	7.7
CD2411-36C	Ellipse™ DR*	10.4	9.6	8.9	7.7
CD2357-40C	Fortify Assura™ DR*	11.1	10.2	9.5	8.3
CD2357-40Q	Fortify Assura™ DR*	11.1	10.2	9.5	8.3
CD2311-36Q	Ellipse™ DR*	10.4	9.6	8.9	7.7
CD2311-36	Ellipse™ DR*	10.4	9.6	8.9	7.7
CD2257-40Q	Fortify Assura™ DR*	11.1	10.2	9.5	8.3
CD2257-40	Fortify Assura™ DR*	11.1	10.2	9.5	8.3
CD2231-40Q	Fortify™ DR*	10.1	9.3	8.6	7.5
CD2231-40	Fortify™ DR*	10.1	9.3	8.6	7.5
CD2211-36Q	Current™ + DR**	8.2	7.5	7.0	6.1
CD2211-36	Current™ + DR**	8.2	7.5	7.0	6.1
2207-36	Current™ DR RF**	8.2	7.5	7.0	6.1
2207-30	Current™ DR RF**	6.5	5.9	5.4	4.6
V-268	Atlas™ II + DR**	8.2	7.5	7.0	6.1
V-243	Atlas™ + DR**	7.9	7.3	6.9	6.1

Pacing parameters: DDD, 2.5V, 0.5 ms, 60 ppm, 500 ohms

*Battery voltage range: 3.20-2.59. Three maximum charges per year.

**Battery voltage range: 3.20-2.45. Four maximum charges per year as well as monthly charging during the battery's mid-life voltage range.

SUMMARY INFORMATION

Dual-Chamber ICDs

Survival Summary

Including Normal Battery Depletion

Models	Family	Survival Probability									
		1 year	2 year	3 year	4 year	5 year	6 year	7 year	8 year	9 year	10 year
CD2411-36Q	Ellipse™ DR	99.79%									
CD2411-36C	Ellipse™ DR	99.56%									
CD2357-40Q	Fortify Assura™ DR	99.93%									
CD2357-40C	Fortify Assura™ DR	100.00%									
CD2311-36Q	Ellipse™ DR	99.08%	98.25%								
CD2311-36	Ellipse™ DR	98.92%	97.50%								
CD2257-40Q	Fortify Assura™ DR	99.87%	99.66%								
CD2257-40	Fortify Assura™ DR	99.83%	99.83%								
CD2231-40Q	Fortify™ DR	99.78%	99.60%	98.93%	98.04%						
CD2231-40	Fortify™ DR	99.88%	99.65%	99.22%	98.91%						
CD2211-36Q	Current™ + DR	99.85%	99.39%	99.04%	98.57%	97.90%					
CD2211-36	Current™ + DR	99.78%	99.56%	99.29%	98.54%	98.24%					
2207-36	Current™ DR RF	99.70%	99.33%	98.74%	98.02%	96.88%	94.56%	89.80%			
2207-30	Current™ DR RF	99.72%	99.57%	99.39%	99.39%	98.70%	94.12%				
V-268	Atlas™ II + DR	99.70%	99.51%	98.86%	97.33%	92.03%	67.83%	29.87%			
V-243	Atlas™ + DR	99.89%	99.70%	99.31%	98.50%	96.33%	90.83%	72.02%	38.61%	16.38%	13.71%

Survival Summary

Excluding Normal Battery Depletion

Models	Family	Survival Probability									
		1 year	2 year	3 year	4 year	5 year	6 year	7 year	8 year	9 year	10 year
CD2411-36Q	Ellipse™ DR	99.79%									
CD2411-36C	Ellipse™ DR	99.56%									
CD2357-40Q	Fortify Assura™ DR	99.93%									
CD2357-40C	Fortify Assura™ DR	100.00%									
CD2311-36Q	Ellipse™ DR	99.17%	98.34%								
CD2311-36	Ellipse™ DR	99.01%	97.59%								
CD2257-40Q	Fortify Assura™ DR	99.87%	99.71%								
CD2257-40	Fortify Assura™ DR	99.89%	99.89%								
CD2231-40Q	Fortify™ DR	99.88%	99.76%	99.22%	98.53%						
CD2231-40	Fortify™ DR	99.95%	99.86%	99.52%	99.28%						
CD2211-36Q	Current™ + DR	99.85%	99.58%	99.40%	99.21%	98.90%					
CD2211-36	Current™ + DR	99.90%	99.76%	99.53%	99.10%	99.04%					
2207-36	Current™ DR RF	99.75%	99.59%	99.21%	98.71%	98.22%	97.90%	97.66%			
2207-30	Current™ DR RF	100.00%	100.00%	99.82%	99.82%	99.82%	99.82%				
V-268	Atlas™ II + DR	99.81%	99.69%	99.41%	99.12%	98.86%	98.50%	98.32%			
V-243	Atlas™ + DR	99.97%	99.90%	99.80%	99.63%	99.43%	99.18%	99.01%	98.87%	98.87%	98.87%

U.S. Malfunction Summary

Models	Family	Registered US Implants	Percent Returned for Analysis	U.S. Malfunctions w/ Compromised Therapy																	
				Electrical Component		Electrical Interconnect		Battery		High Voltage Capacitor		Software/Firmware		Mechanical		Possible Early Battery Depletion		Other		Total	
				Qty.	Rate	Qty.	Rate	Qty.	Rate	Qty.	Rate	Qty.	Rate	Qty.	Rate	Qty.	Rate	Qty.	Rate	Qty.	Rate
CD2411-36Q	Ellipse™ DR	3,578	1.6%	0	0.00%	1	0.03%	0	0.00%	0	0.00%	1	0.03%	0	0.00%	0	0.00%	1	0.03%	3	0.08%
CD2411-36C	Ellipse™ DR	2,334	1.2%	1	0.04%	0	0.00%	0	0.00%	1	0.04%	0	0.00%	0	0.00%	0	0.00%	0	0.00%	2	0.09%
CD2357-40Q	Fortify Assura™ DR	6,499	0.9%	2	0.03%	0	0.00%	0	0.00%	0	0.00%	0	0.00%	0	0.00%	0	0.00%	0	0.00%	2	0.03%
CD2357-40C	Fortify Assura™ DR	3,810	0.9%	0	0.00%	0	0.00%	0	0.00%	0	0.00%	0	0.00%	0	0.00%	0	0.00%	0	0.00%	0	0.00%
CD2311-36Q	Ellipse™ DR	5,898	3.5%	1	0.02%	0	0.00%	0	0.00%	19	0.32%	1	0.02%	2	0.03%	0	0.00%	1	0.02%	24	0.41%
CD2311-36	Ellipse™ DR	3,744	3.7%	1	0.03%	0	0.00%	0	0.00%	13	0.35%	0	0.00%	4	0.11%	0	0.00%	2	0.05%	20	0.53%
CD2257-40Q	Fortify Assura™ DR	6,765	2.5%	2	0.03%	0	0.00%	0	0.00%	0	0.00%	0	0.00%	0	0.00%	0	0.00%	2	0.03%	4	0.06%
CD2257-40	Fortify Assura™ DR	4,178	2.7%	0	0.00%	0	0.00%	0	0.00%	0	0.00%	0	0.00%	0	0.00%	0	0.00%	0	0.00%	0	0.00%
CD2231-40Q	Fortify™ DR	26,815	4.1%	3	0.01%	2	<0.01%	13	0.05%	1	<0.01%	1	<0.01%	0	0.00%	24	0.09%	6	0.02%	50	0.19%
CD2231-40	Fortify™ DR	12,060	5.1%	2	0.02%	1	<0.01%	1	<0.01%	2	0.02%	0	0.00%	0	0.00%	6	0.05%	2	0.02%	14	0.12%
CD2211-36Q	Current™ + DR	8,139	6.0%	5	0.06%	0	0.00%	4	0.05%	1	0.01%	0	0.00%	0	0.00%	2	0.02%	3	0.04%	15	0.18%
CD2211-36	Current™ + DR	6,261	7.4%	2	0.03%	1	0.02%	4	0.06%	0	0.00%	0	0.00%	0	0.00%	2	0.03%	3	0.05%	12	0.19%
2207-36	Current™ DR RF	22,370	8.9%	6	0.03%	6	0.03%	17	0.08%	1	<0.01%	0	0.00%	0	0.00%	27	0.12%	23	0.10%	80	0.36%
2207-30	Current™ DR RF	1,560	10.1%	0	0.00%	0	0.00%	0	0.00%	0	0.00%	0	0.00%	0	0.00%	0	0.00%	0	0.00%	0	0.00%
V-268	Atlas™ II + DR	14,702	23.5%	6	0.04%	4	0.03%	9	0.06%	0	0.00%	0	0.00%	0	0.00%	18	0.12%	8	0.05%	45	0.31%
V-243	Atlas™ + DR	21,075	22.6%	4	0.02%	1	<0.01%	12	0.06%	1	<0.01%	0	0.00%	0	0.00%	6	0.03%	17	0.08%	41	0.19%

Definitions of malfunction categories can be found on pages 7-8.

U.S. Malfunction Summary

Models	Family	Registered US Implants	Percent Returned for Analysis	U.S. Malfunctions w/o Compromised Therapy																			
				Electrical Component		Electrical Interconnect		Battery		High Voltage Capacitor		Software/Firmware		Mechanical		Possible Early Battery Depletion		Other		Total			
				Qty.	Rate	Qty.	Rate	Qty.	Rate	Qty.	Rate	Qty.	Rate	Qty.	Rate	Qty.	Rate	Qty.	Rate	Qty.	Rate		
CD2411-36Q	Ellipse™ DR	3,578	1.6%	0	0.00%	0	0.00%	0	0.00%	0	0.00%	0	0.00%	0	0.00%	0	0.00%	0	0.00%	0	0.00%	0	0.00%
CD2411-36C	Ellipse™ DR	2,334	1.2%	0	0.00%	0	0.00%	0	0.00%	1	0.04%	0	0.00%	0	0.00%	0	0.00%	0	0.00%	0	0.00%	1	0.04%
CD2357-40Q	Fortify Assura™ DR	6,499	0.9%	0	0.00%	0	0.00%	0	0.00%	0	0.00%	0	0.00%	0	0.00%	0	0.00%	0	0.00%	0	0.00%	0	0.00%
CD2357-40C	Fortify Assura™ DR	3,810	0.9%	0	0.00%	0	0.00%	0	0.00%	0	0.00%	0	0.00%	0	0.00%	0	0.00%	0	0.00%	0	0.00%	0	0.00%
CD2311-36Q	Ellipse™ DR	5,898	3.5%	1	0.02%	0	0.00%	0	0.00%	2	0.03%	0	0.00%	2	0.03%	0	0.00%	1	0.02%	6	0.10%		
CD2311-36	Ellipse™ DR	3,744	3.7%	2	0.05%	0	0.00%	0	0.00%	2	0.05%	0	0.00%	3	0.08%	0	0.00%	0	0.00%	7	0.19%		
CD2257-40Q	Fortify Assura™ DR	6,765	2.5%	0	0.00%	0	0.00%	0	0.00%	0	0.00%	1	0.01%	1	0.01%	0	0.00%	0	0.00%	2	0.03%		
CD2257-40	Fortify Assura™ DR	4,178	2.7%	0	0.00%	0	0.00%	0	0.00%	0	0.00%	1	0.02%	0	0.00%	0	0.00%	1	0.02%	2	0.05%		
CD2231-40Q	Fortify™ DR	26,815	4.1%	4	0.01%	2	<0.01%	10	0.04%	0	0.00%	0	0.00%	0	0.00%	11	0.04%	3	0.01%	30	0.11%		
CD2231-40	Fortify™ DR	12,060	5.1%	2	0.02%	0	0.00%	3	0.02%	0	0.00%	0	0.00%	0	0.00%	2	0.02%	1	<0.01%	8	0.07%		
CD2211-36Q	Current™ + DR	8,139	6.0%	2	0.02%	0	0.00%	5	0.06%	0	0.00%	0	0.00%	1	0.01%	3	0.04%	2	0.02%	13	0.16%		
CD2211-36	Current™ + DR	6,261	7.4%	1	0.02%	0	0.00%	4	0.06%	0	0.00%	0	0.00%	0	0.00%	2	0.03%	0	0.00%	7	0.11%		
2207-36	Current™ DR RF	22,370	8.9%	11	0.05%	2	<0.01%	9	0.04%	0	0.00%	4	0.02%	1	<0.01%	15	0.07%	5	0.02%	47	0.21%		
2207-30	Current™ DR RF	1,560	10.1%	1	0.06%	0	0.00%	0	0.00%	0	0.00%	0	0.00%	0	0.00%	0	0.00%	0	0.00%	1	0.06%		
V-268	Atlas™ II + DR	14,702	23.5%	4	0.03%	0	0.00%	3	0.02%	0	0.00%	0	0.00%	0	0.00%	6	0.04%	5	0.03%	18	0.12%		
V-243	Atlas™ + DR	21,075	22.6%	3	0.01%	0	0.00%	4	0.02%	0	0.00%	0	0.00%	1	<0.01%	4	0.02%	2	<0.01%	14	0.07%		

Definitions of malfunction categories can be found on pages 7-8.

Worldwide Malfunction Summary

Models	Family	Worldwide Sales	Percent Returned for Analysis	Worldwide Malfunctions w/ Compromised Therapy																	
				Electrical Component		Electrical Interconnect		Battery		High Voltage Capacitor		Software/Firmware		Mechanical		Possible Early Battery Depletion		Other		Total	
				Qty.	Rate	Qty.	Rate	Qty.	Rate	Qty.	Rate	Qty.	Rate	Qty.	Rate	Qty.	Rate	Qty.	Rate	Qty.	Rate
CD2411-36Q	Ellipse™ DR	3,970	1.8%	0	0.00%	1	0.03%	0	0.00%	0	0.00%	1	0.03%	0	0.00%	0	0.00%	1	0.03%	3	0.08%
CD2411-36C	Ellipse™ DR	2,460	1.4%	1	0.04%	0	0.00%	0	0.00%	1	0.04%	0	0.00%	0	0.00%	0	0.00%	0	0.00%	2	0.08%
CD2357-40Q	Fortify Assura™ DR	7,087	0.9%	2	0.03%	0	0.00%	0	0.00%	0	0.00%	0	0.00%	0	0.00%	0	0.00%	0	0.00%	2	0.03%
CD2357-40C	Fortify Assura™ DR	4,011	1.1%	0	0.00%	0	0.00%	0	0.00%	0	0.00%	0	0.00%	0	0.00%	0	0.00%	0	0.00%	0	0.00%
CD2311-36Q	Ellipse™ DR	5,942	4.9%	1	0.02%	0	0.00%	0	0.00%	19	0.32%	1	0.02%	2	0.03%	0	0.00%	1	0.02%	24	0.40%
CD2311-36	Ellipse™ DR	3,771	4.6%	1	0.03%	0	0.00%	0	0.00%	13	0.34%	0	0.00%	4	0.11%	0	0.00%	2	0.05%	20	0.53%
CD2257-40Q	Fortify Assura™ DR	6,781	2.8%	2	0.03%	0	0.00%	0	0.00%	0	0.00%	0	0.00%	0	0.00%	0	0.00%	2	0.03%	4	0.06%
CD2257-40	Fortify Assura™ DR	4,206	3.2%	0	0.00%	0	0.00%	0	0.00%	0	0.00%	0	0.00%	0	0.00%	0	0.00%	0	0.00%	0	0.00%
CD2231-40Q	Fortify™ DR	27,719	4.4%	3	0.01%	2	<0.01%	15	0.05%	1	<0.01%	1	<0.01%	0	0.00%	24	0.09%	7	0.03%	53	0.19%
CD2231-40	Fortify™ DR	12,583	5.6%	2	0.02%	1	<0.01%	1	<0.01%	2	0.02%	0	0.00%	0	0.00%	6	0.05%	2	0.02%	14	0.11%
CD2211-36Q	Current™ + DR	13,720	4.5%	6	0.04%	0	0.00%	6	0.04%	2	0.01%	0	0.00%	0	0.00%	4	0.03%	6	0.04%	24	0.17%
CD2211-36	Current™ + DR	11,809	4.6%	2	0.02%	1	<0.01%	4	0.03%	0	0.00%	0	0.00%	0	0.00%	2	0.02%	4	0.03%	13	0.11%
2207-36	Current™ DR RF	33,048	7.7%	13	0.04%	11	0.03%	23	0.07%	2	<0.01%	0	0.00%	1	<0.01%	37	0.11%	27	0.08%	114	0.34%
2207-30	Current™ DR RF	1,664	11.0%	0	0.00%	0	0.00%	0	0.00%	0	0.00%	0	0.00%	0	0.00%	0	0.00%	0	0.00%	0	0.00%
V-268	Atlas™ II + DR	25,779	15.5%	15	0.06%	5	0.02%	17	0.07%	1	<0.01%	0	0.00%	0	0.00%	31	0.12%	18	0.07%	87	0.34%
V-243	Atlas™ + DR	34,105	16.0%	4	0.01%	3	<0.01%	25	0.07%	1	<0.01%	0	0.00%	0	0.00%	14	0.04%	29	0.09%	76	0.22%

Definitions of malfunction categories can be found on [pages 7-8](#).

Worldwide Malfunction Summary

Models	Family	Worldwide Sales	Percent Returned for Analysis	Worldwide Malfunctions w/o Compromised Therapy																			
				Electrical Component		Electrical Interconnect		Battery		High Voltage Capacitor		Software/Firmware		Mechanical		Possible Early Battery Depletion		Other		Total			
				Qty.	Rate	Qty.	Rate	Qty.	Rate	Qty.	Rate	Qty.	Rate	Qty.	Rate	Qty.	Rate	Qty.	Rate	Qty.	Rate		
CD2411-36Q	Ellipse™ DR	3,970	1.8%	0	0.00%	0	0.00%	0	0.00%	0	0.00%	0	0.00%	0	0.00%	0	0.00%	0	0.00%	0	0.00%	0	0.00%
CD2411-36C	Ellipse™ DR	2,460	1.4%	0	0.00%	0	0.00%	0	0.00%	1	0.04%	0	0.00%	0	0.00%	0	0.00%	0	0.00%	0	0.00%	1	0.04%
CD2357-40Q	Fortify Assura™ DR	7,087	0.9%	0	0.00%	0	0.00%	0	0.00%	0	0.00%	0	0.00%	0	0.00%	0	0.00%	0	0.00%	0	0.00%	0	0.00%
CD2357-40C	Fortify Assura™ DR	4,011	1.1%	1	0.02%	0	0.00%	0	0.00%	0	0.00%	0	0.00%	0	0.00%	0	0.00%	0	0.00%	0	0.00%	1	0.02%
CD2311-36Q	Ellipse™ DR	5,942	4.9%	2	0.03%	0	0.00%	0	0.00%	2	0.03%	0	0.00%	2	0.03%	0	0.00%	1	0.02%	7	0.12%		
CD2311-36	Ellipse™ DR	3,771	4.6%	0	0.00%	0	0.00%	0	0.00%	2	0.05%	0	0.00%	3	0.08%	0	0.00%	0	0.00%	5	0.13%		
CD2257-40Q	Fortify Assura™ DR	6,781	2.8%	0	0.00%	0	0.00%	0	0.00%	0	0.00%	1	0.01%	1	0.01%	0	0.00%	0	0.00%	2	0.03%		
CD2257-40	Fortify Assura™ DR	4,206	3.2%	4	0.10%	0	0.00%	0	0.00%	0	0.00%	1	0.02%	0	0.00%	0	0.00%	1	0.02%	6	0.14%		
CD2231-40Q	Fortify™ DR	27,719	4.4%	2	<0.01%	2	<0.01%	11	0.04%	0	0.00%	0	0.00%	0	0.00%	11	0.04%	3	0.01%	29	0.10%		
CD2231-40	Fortify™ DR	12,583	5.6%	2	0.02%	0	0.00%	3	0.02%	0	0.00%	0	0.00%	0	0.00%	2	0.02%	1	<0.01%	8	0.06%		
CD2211-36Q	Current™ + DR	13,720	4.5%	1	<0.01%	0	0.00%	7	0.05%	0	0.00%	0	0.00%	1	<0.01%	5	0.04%	2	0.01%	16	0.12%		
CD2211-36	Current™ + DR	11,809	4.6%	15	0.13%	0	0.00%	4	0.03%	0	0.00%	0	0.00%	0	0.00%	2	0.02%	1	<0.01%	22	0.19%		
2207-36	Current™ DR RF	33,048	7.7%	1	<0.01%	4	0.01%	13	0.04%	0	0.00%	6	0.02%	2	<0.01%	20	0.06%	9	0.03%	55	0.17%		
2207-30	Current™ DR RF	1,664	11.0%	7	0.42%	0	0.00%	0	0.00%	0	0.00%	0	0.00%	0	0.00%	0	0.00%	0	0.00%	7	0.42%		
V-268	Atlas™ II + DR	25,779	15.5%	6	0.02%	0	0.00%	8	0.03%	1	<0.01%	0	0.00%	0	0.00%	9	0.03%	6	0.02%	30	0.12%		
V-243	Atlas™ + DR	34,105	16.0%	0	0.00%	0	0.00%	6	0.02%	0	0.00%	0	0.00%	2	<0.01%	5	0.01%	3	<0.01%	16	0.05%		

Definitions of malfunction categories can be found on pages 7-8.

Actively Monitored Study Data Summary

Qualifying Complications

Models	Number of Devices Enrolled	Active Devices Enrolled	Cumulative Months of Follow-Up	Inappropriate Shock		Loss of Telemetry		Pericardial Effusion		Premature Battery Depletion		Skin Erosion		Total	
				Qty.	Rate	Qty.	Rate	Qty.	Rate	Qty.	Rate	Qty.	Rate	Qty.	Rate
CD2231-40Q	390	285	15,019	0	0.00%	0	0.00%	0	0.00%	1	0.26%	0	0.00%	1	0.26%
CD2231-40	177	95	5,517	0	0.00%	0	0.00%	0	0.00%	1	0.56%	0	0.00%	1	0.56%
CD2211-36Q	835	520	38,045	0	0.00%	0	0.00%	0	0.00%	3	0.36%	1	0.12%	4	0.48%
CD2211-36	122	63	5,126	1	0.82%	0	0.00%	0	0.00%	1	0.82%	0	0.00%	2	1.64%
2207-36	630	258	28,644	1	0.16%	0	0.00%	0	0.00%	0	0.00%	0	0.00%	1	0.16%

Malfunctions

Models	Family	Number of Devices Enrolled	Percent Returned for Analysis	Malfunctions w/ Compromised Therapy																	
				Electrical Component		Electrical Interconnect		Battery		High Voltage Capacitor		Software/Firmware		Mechanical		Possible Early Battery Depletion		Other		Total	
				Qty.	Rate	Qty.	Rate	Qty.	Rate	Qty.	Rate	Qty.	Rate	Qty.	Rate	Qty.	Rate	Qty.	Rate	Qty.	Rate
CD2231-40Q	Fortify™ DR	390	5.1%	0	0.00%	0	0.00%	0	0.00%	0	0.00%	0	0.00%	0	0.00%	0	0.00%	1	0.26%	1	0.26%
CD2231-40	Fortify™ DR	177	6.8%	0	0.00%	0	0.00%	0	0.00%	0	0.00%	0	0.00%	0	0.00%	0	0.00%	0	0.00%	0	0.00%
CD2211-36Q	Current™ + DR	835	6.8%	0	0.00%	0	0.00%	1	0.12%	0	0.00%	0	0.00%	0	0.00%	0	0.00%	0	0.00%	1	0.12%
CD2211-36	Current™ + DR	122	4.9%	0	0.00%	0	0.00%	0	0.00%	0	0.00%	0	0.00%	0	0.00%	0	0.00%	0	0.00%	0	0.00%
2207-36	Current™ DR RF	630	9.7%	0	0.00%	0	0.00%	0	0.00%	0	0.00%	0	0.00%	0	0.00%	1	0.16%	0	0.00%	1	0.16%

Models	Family	Number of Devices Enrolled	Percent Returned for Analysis	Malfunctions w/o Compromised Therapy																	
				Electrical Component		Electrical Interconnect		Battery		High Voltage Capacitor		Software/Firmware		Mechanical		Possible Early Battery Depletion		Other		Total	
				Qty.	Rate	Qty.	Rate	Qty.	Rate	Qty.	Rate	Qty.	Rate	Qty.	Rate	Qty.	Rate	Qty.	Rate	Qty.	Rate
CD2231-40Q	Fortify™ DR	390	5.1%	0	0.00%	0	0.00%	0	0.00%	0	0.00%	0	0.00%	0	0.00%	0	0.00%	0	0.00%	0	0.00%
CD2231-40	Fortify™ DR	177	6.8%	0	0.00%	0	0.00%	0	0.00%	0	0.00%	0	0.00%	0	0.00%	0	0.00%	0	0.00%	0	0.00%
CD2211-36Q	Current™ + DR	835	6.8%	0	0.00%	0	0.00%	2	0.24%	0	0.00%	0	0.00%	0	0.00%	1	0.12%	0	0.00%	3	0.36%
CD2211-36	Current™ + DR	122	4.9%	0	0.00%	0	0.00%	0	0.00%	0	0.00%	0	0.00%	0	0.00%	0	0.00%	1	0.82%	1	0.82%
2207-36	Current™ DR RF	630	9.7%	0	0.00%	0	0.00%	0	0.00%	0	0.00%	0	0.00%	0	0.00%	1	0.16%	0	0.00%	1	0.16%

A list of complications can be found on [page 15](#).

Definitions of malfunction categories can be found on [pages 7-8](#).

IMPLANTABLE CARDIOVERTER DEFIBRILLATOR (ICD) DEVICES

Single-Chamber

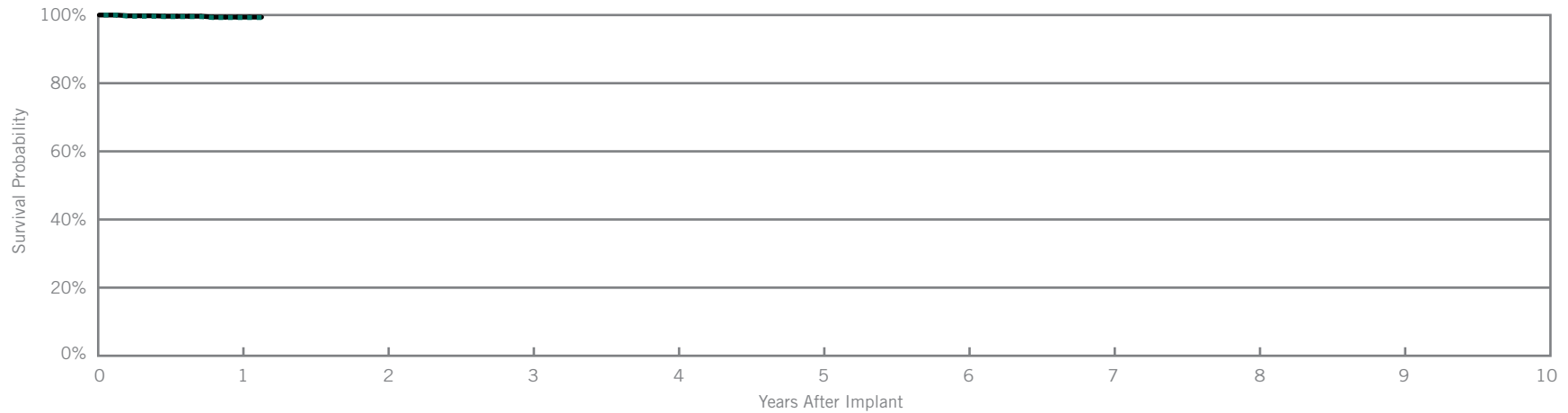
Ellipse™ VR

Model CD1411-36Q*

US Regulatory Approval	June 2013
Registered US Implants	2,918
Estimated Active US Implants	2,697
Estimated Longevity	(see table on page 138)
Normal Battery Depletion	0
Max. Delivered Energy	36 joules
Number of US Advisories (see pgs. 292-297)	One

Customer Reported Performance Data

	Malfunctions w/ Compromised Therapy		Malfunctions w/o Compromised Therapy	
	Qty	Rate	Qty	Rate
Electrical Component	1	0.03%	0	0.00%
Electrical Interconnect	0	0.00%	0	0.00%
Battery	0	0.00%	0	0.00%
High Voltage Capacitor	1	0.03%	0	0.00%
Software/Firmware	0	0.00%	1	0.03%
Mechanical	0	0.00%	1	0.03%
Possible Early Battery Depletion	0	0.00%	0	0.00%
Other	0	0.00%	0	0.00%
Total	2	0.07%	2	0.07%



Including Normal Battery Depletion

Year	1	at 14 months							
Survival Probability	99.38%	99.38%							
± 1 standard error	0.23%	0.23%							
Sample Size	1,640	270							

Excluding Normal Battery Depletion

Year	1	at 14 months							
Survival Probability	99.38%	99.38%							
± 1 standard error	0.23%	0.23%							

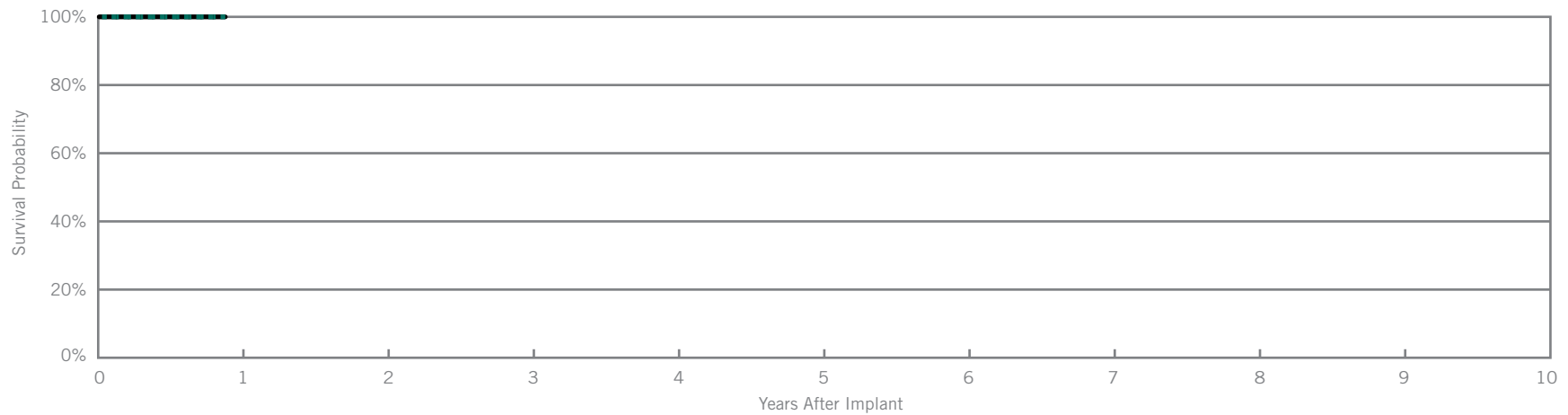
*DF4-LLHH connector type.

Ellipse™ VR
Model CD1411-36C*

Customer Reported Performance Data

US Regulatory Approval	June 2013
Registered US Implants	1,234
Estimated Active US Implants	1,146
Estimated Longevity	(see table on page 138)
Normal Battery Depletion	0
Max. Delivered Energy	36 joules
Number of US Advisories	None

	Malfunctions w/ Compromised Therapy		Malfunctions w/o Compromised Therapy	
	Qty	Rate	Qty	Rate
Electrical Component	0	0.00%	0	0.00%
Electrical Interconnect	0	0.00%	0	0.00%
Battery	0	0.00%	0	0.00%
High Voltage Capacitor	0	0.00%	0	0.00%
Software/Firmware	0	0.00%	0	0.00%
Mechanical	0	0.00%	0	0.00%
Possible Early Battery Depletion	0	0.00%	0	0.00%
Other	0	0.00%	0	0.00%
Total	0	0.00%	0	0.00%



Including Normal Battery Depletion

Year	at 11 months								
Survival Probability	100.00%								
± 1 standard error	0.00%								
Sample Size	260								

Excluding Normal Battery Depletion

Year	at 11 months								
Survival Probability	100.00%								
± 1 standard error	0.00%								

*Parylene coating.

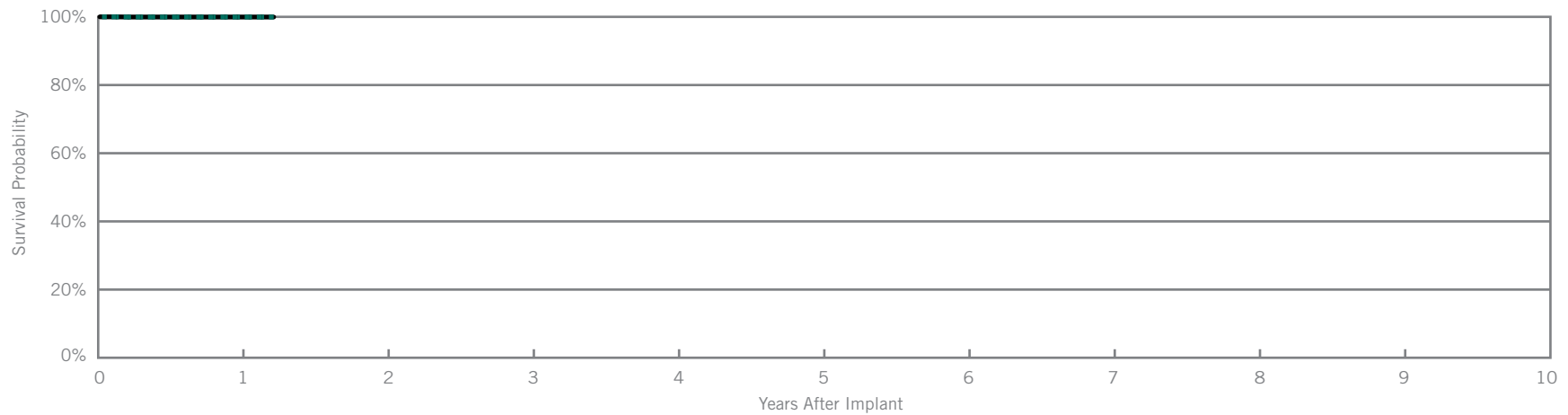
Fortify Assura™ VR

Model CD1357-40Q*

US Regulatory Approval	June 2013
Registered US Implants	5,525
Estimated Active US Implants	5,125
Estimated Longevity	(see table on page 138)
Normal Battery Depletion	0
Max. Delivered Energy	40 joules
Number of US Advisories	None

Customer Reported Performance Data

	Malfunctions w/ Compromised Therapy		Malfunctions w/o Compromised Therapy	
	Qty	Rate	Qty	Rate
Electrical Component	0	0.00%	0	0.00%
Electrical Interconnect	0	0.00%	0	0.00%
Battery	0	0.00%	0	0.00%
High Voltage Capacitor	0	0.00%	0	0.00%
Software/Firmware	0	0.00%	0	0.00%
Mechanical	0	0.00%	0	0.00%
Possible Early Battery Depletion	0	0.00%	0	0.00%
Other	0	0.00%	1	0.02%
Total	0	0.00%	1	0.02%



Including Normal Battery Depletion

Year	1	at 15 months							
Survival Probability	99.95%	99.95%							
± 1 standard error	0.03%	0.03%							
Sample Size	3,040	270							

Excluding Normal Battery Depletion

Year	1	at 15 months							
Survival Probability	99.95%	99.95%							
± 1 standard error	0.03%	0.03%							

*DF4-LLHH connector type.

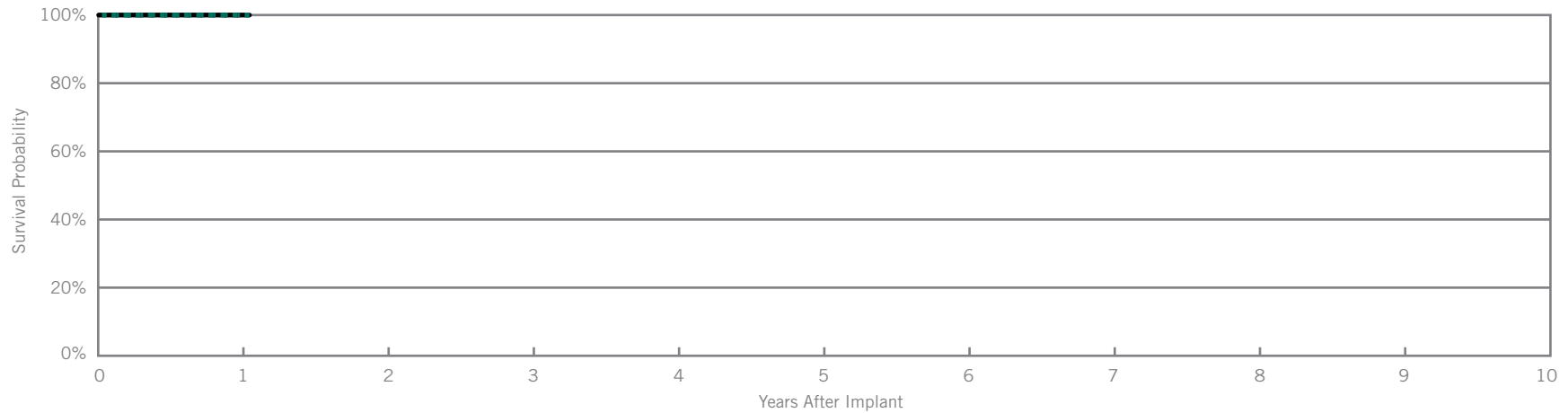
Fortify Assura™ VR

Model CD1357-40C*

US Regulatory Approval	June 2013
Registered US Implants	1,921
Estimated Active US Implants	1,778
Estimated Longevity	(see table on page 138)
Normal Battery Depletion	0
Max. Delivered Energy	40 joules
Number of US Advisories	None

Customer Reported Performance Data

	Malfunctions w/ Compromised Therapy		Malfunctions w/o Compromised Therapy	
	Qty	Rate	Qty	Rate
Electrical Component	0	0.00%	0	0.00%
Electrical Interconnect	0	0.00%	0	0.00%
Battery	0	0.00%	0	0.00%
High Voltage Capacitor	0	0.00%	0	0.00%
Software/Firmware	0	0.00%	0	0.00%
Mechanical	0	0.00%	0	0.00%
Possible Early Battery Depletion	0	0.00%	0	0.00%
Other	0	0.00%	0	0.00%
Total	0	0.00%	0	0.00%



Including Normal Battery Depletion

Year	1	at 13 months							
Survival Probability	100.00%	100.00%							
± 1 standard error	0.00%	0.00%							
Sample Size	1,070	220							

Excluding Normal Battery Depletion

Year	1	at 13 months							
Survival Probability	100.00%	100.00%							
± 1 standard error	0.00%	0.00%							

*Parylene coating.

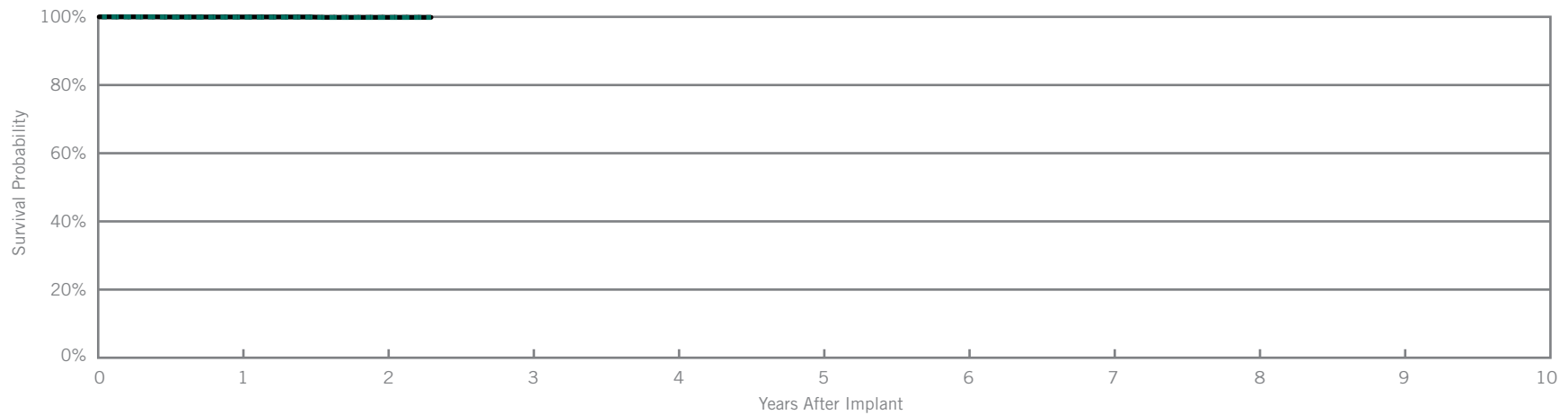
Fortify Assura™ VR

Model CD1257-40Q*

US Regulatory Approval	May 2012
Registered US Implants	5,042
Estimated Active US Implants	4,255
Estimated Longevity	(see table on page 138)
Normal Battery Depletion	1
Max. Delivered Energy	40 joules
Number of US Advisories	None

Customer Reported Performance Data

	Malfunctions w/ Compromised Therapy		Malfunctions w/o Compromised Therapy	
	Qty	Rate	Qty	Rate
Electrical Component	0	0.00%	0	0.00%
Electrical Interconnect	0	0.00%	0	0.00%
Battery	0	0.00%	0	0.00%
High Voltage Capacitor	0	0.00%	0	0.00%
Software/Firmware	0	0.00%	0	0.00%
Mechanical	0	0.00%	0	0.00%
Possible Early Battery Depletion	1	0.02%	0	0.00%
Other	1	0.02%	0	0.00%
Total	2	0.04%	0	0.00%



Including Normal Battery Depletion

Year	1	2	at 28 months						
Survival Probability	99.91%	99.82%	99.82%						
± 1 standard error	0.04%	0.08%	0.08%						
Sample Size	4,470	2,280	250						

Excluding Normal Battery Depletion

Year	1	2	at 28 months						
Survival Probability	99.96%	99.86%	99.86%						
± 1 standard error	0.03%	0.07%	0.07%						

*DF4-LLHH connector type.

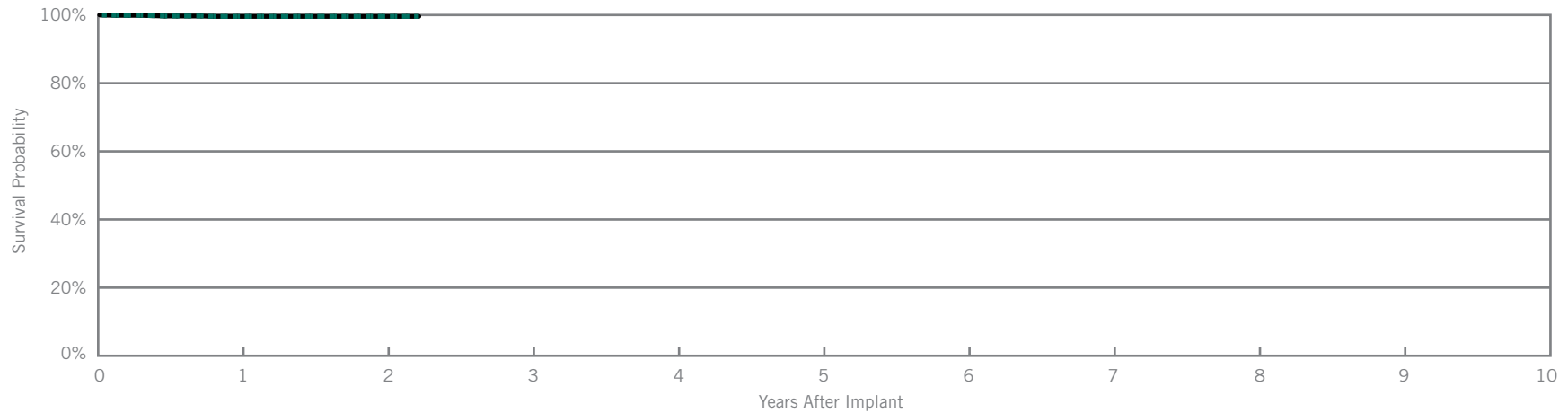
Fortify Assura™ VR

Model CD1257-40

US Regulatory Approval	May 2012
Registered US Implants	2,245
Estimated Active US Implants	1,874
Estimated Longevity	(see table on page 138)
Normal Battery Depletion	0
Max. Delivered Energy	40 joules
Number of US Advisories	None

Customer Reported Performance Data

	Malfunctions w/ Compromised Therapy		Malfunctions w/o Compromised Therapy	
	Qty	Rate	Qty	Rate
Electrical Component	0	0.00%	0	0.00%
Electrical Interconnect	2	0.09%	0	0.00%
Battery	0	0.00%	0	0.00%
High Voltage Capacitor	0	0.00%	0	0.00%
Software/Firmware	0	0.00%	0	0.00%
Mechanical	0	0.00%	0	0.00%
Possible Early Battery Depletion	0	0.00%	0	0.00%
Other	1	0.04%	1	0.04%
Total	3	0.13%	1	0.04%



Including Normal Battery Depletion

Year	1	2	at 27 months						
Survival Probability	99.60%	99.60%	99.60%						
± 1 standard error	0.14%	0.14%	0.14%						
Sample Size	1,910	970	230						

Excluding Normal Battery Depletion

Year	1	2	at 27 months						
Survival Probability	99.60%	99.60%	99.60%						
± 1 standard error	0.14%	0.14%	0.14%						

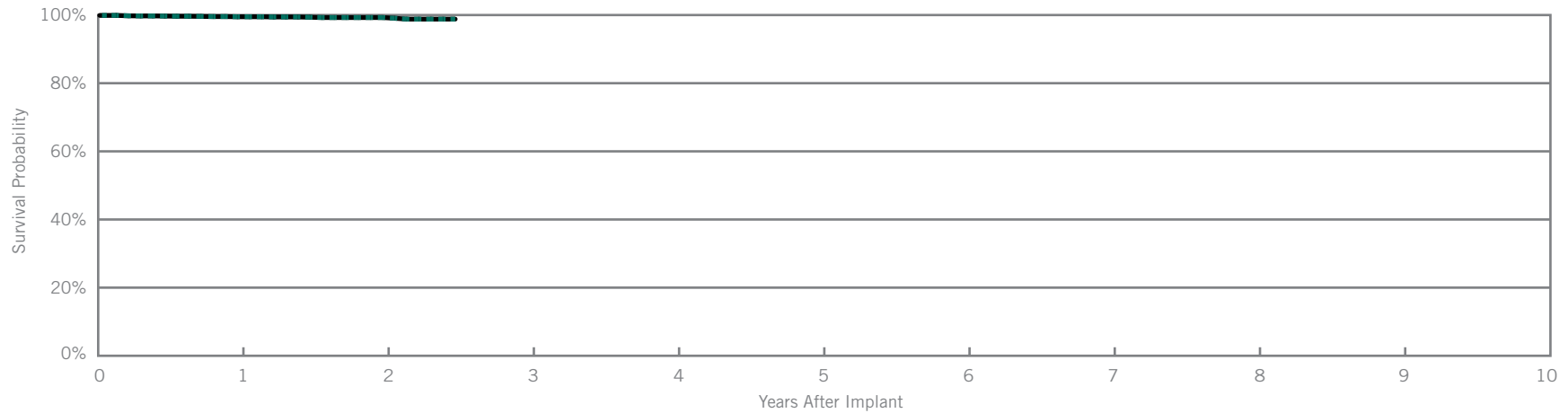
Ellipse™ VR

Model CD1311-36Q*

Customer Reported Performance Data

US Regulatory Approval	May 2012
Registered US Implants	4,734
Estimated Active US Implants	3,941
Estimated Longevity	(see table on page 138)
Normal Battery Depletion	0
Max. Delivered Energy	36 joules
Number of US Advisories (see pgs. 292-297)	One

	Malfunctions w/ Compromised Therapy		Malfunctions w/o Compromised Therapy	
	Qty	Rate	Qty	Rate
Electrical Component	0	0.00%	1	0.02%
Electrical Interconnect	0	0.00%	0	0.00%
Battery	0	0.00%	0	0.00%
High Voltage Capacitor	10	0.21%	0	0.00%
Software/Firmware	1	0.02%	0	0.00%
Mechanical	1	0.02%	0	0.00%
Possible Early Battery Depletion	0	0.00%	0	0.00%
Other	0	0.00%	2	0.04%
Total	12	0.25%	3	0.06%



Including Normal Battery Depletion

Year	1	2	at 30 months						
Survival Probability	99.50%	99.27%	98.81%						
± 1 standard error	0.10%	0.14%	0.27%						
Sample Size	4,190	2,330	230						

Excluding Normal Battery Depletion

Year	1	2	at 30 months						
Survival Probability	99.50%	99.27%	98.81%						
± 1 standard error	0.10%	0.14%	0.27%						

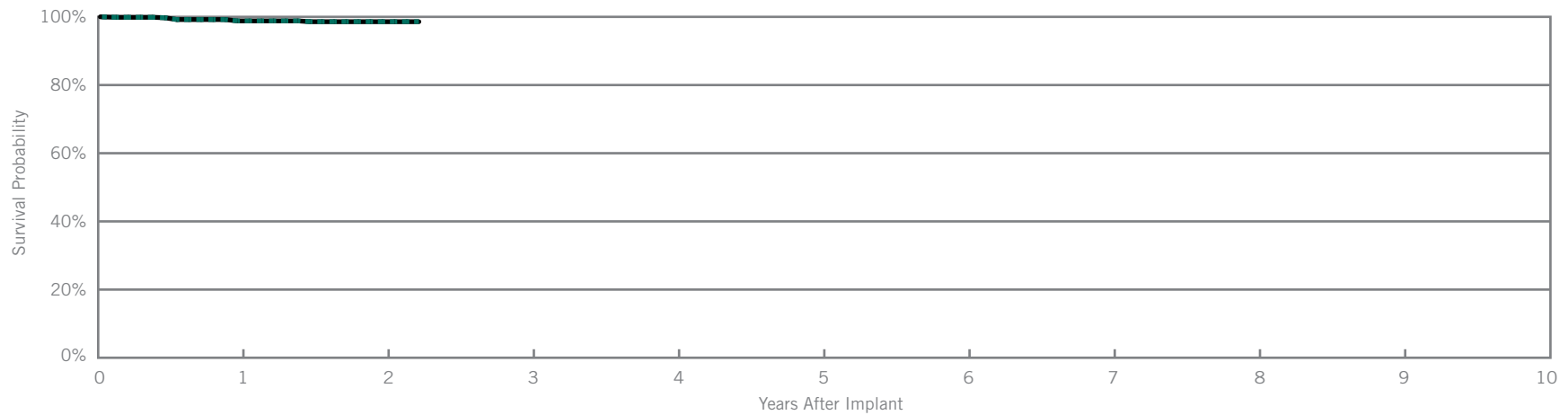
*DF4-LLHH connector type.

Ellipse™ VR
Model CD1311-36

Customer Reported Performance Data

US Regulatory Approval	May 2012
Registered US Implants	1,620
Estimated Active US Implants	1,361
Estimated Longevity	(see table on page 138)
Normal Battery Depletion	0
Max. Delivered Energy	36 joules
Number of US Advisories (see pgs. 292-297)	One

	Malfunctions w/ Compromised Therapy		Malfunctions w/o Compromised Therapy	
	Qty	Rate	Qty	Rate
Electrical Component	0	0.00%	0	0.00%
Electrical Interconnect	1	0.06%	0	0.00%
Battery	0	0.00%	0	0.00%
High Voltage Capacitor	2	0.12%	1	0.06%
Software/Firmware	0	0.00%	1	0.06%
Mechanical	2	0.12%	1	0.06%
Possible Early Battery Depletion	0	0.00%	0	0.00%
Other	0	0.00%	0	0.00%
Total	5	0.31%	3	0.19%



Including Normal Battery Depletion

Year	1	2	at 27 months						
Survival Probability	98.82%	98.58%	98.58%						
± 1 standard error	0.23%	0.33%	0.33%						
Sample Size	1,430	780	220						

Excluding Normal Battery Depletion

Year	1	2	at 27 months						
Survival Probability	98.82%	98.58%	98.58%						
± 1 standard error	0.23%	0.33%	0.33%						

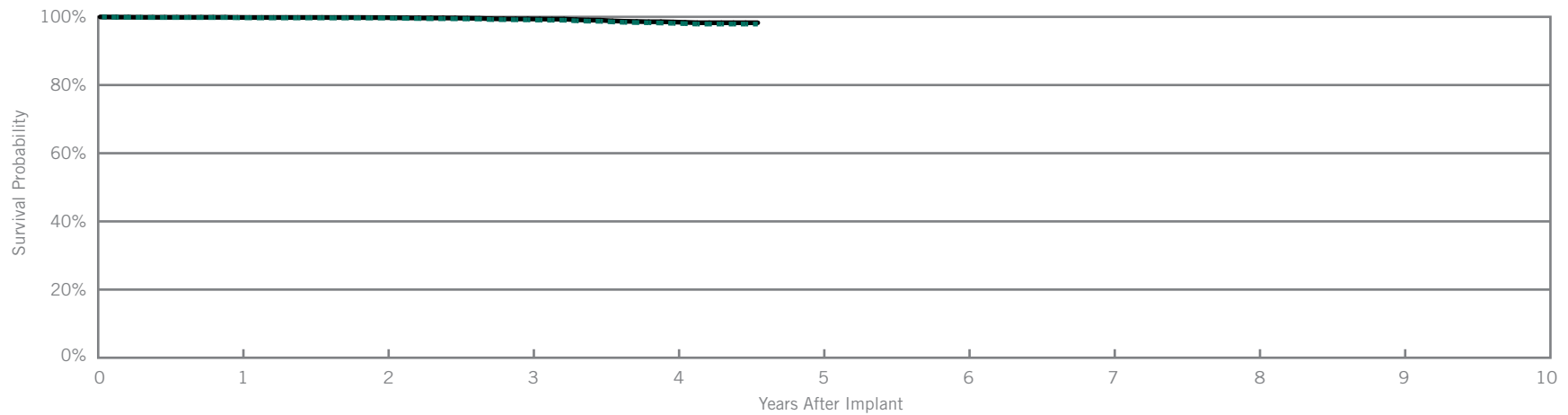
Fortify™ VR

Model CD1231-40Q*

US Regulatory Approval	May 2010
Registered US Implants	16,127
Estimated Active US Implants	10,906
Estimated Longevity	(see table on page 138)
Normal Battery Depletion	15
Max. Delivered Energy	40 joules
Number of US Advisories	None

Customer Reported Performance Data

	Malfunctions w/ Compromised Therapy		Malfunctions w/o Compromised Therapy	
	Qty	Rate	Qty	Rate
Electrical Component	5	0.03%	2	0.01%
Electrical Interconnect	1	<0.01%	0	0.00%
Battery	7	0.04%	7	0.04%
High Voltage Capacitor	0	0.00%	0	0.00%
Software/Firmware	0	0.00%	0	0.00%
Mechanical	0	0.00%	0	0.00%
Possible Early Battery Depletion	11	0.07%	9	0.06%
Other	5	0.03%	2	0.01%
Total	29	0.18%	20	0.12%



Including Normal Battery Depletion

Year	1	2	3	4	at 55 months				
Survival Probability	99.74%	99.67%	99.12%	98.11%	97.89%				
± 1 standard error	0.04%	0.05%	0.09%	0.17%	0.21%				
Sample Size	14,980	12,770	9,400	4,640	200				

Excluding Normal Battery Depletion

Year	1	2	3	4	at 55 months				
Survival Probability	99.84%	99.79%	99.39%	98.49%	98.27%				
± 1 standard error	0.03%	0.04%	0.08%	0.15%	0.20%				

*DF4-LLHH connector type.

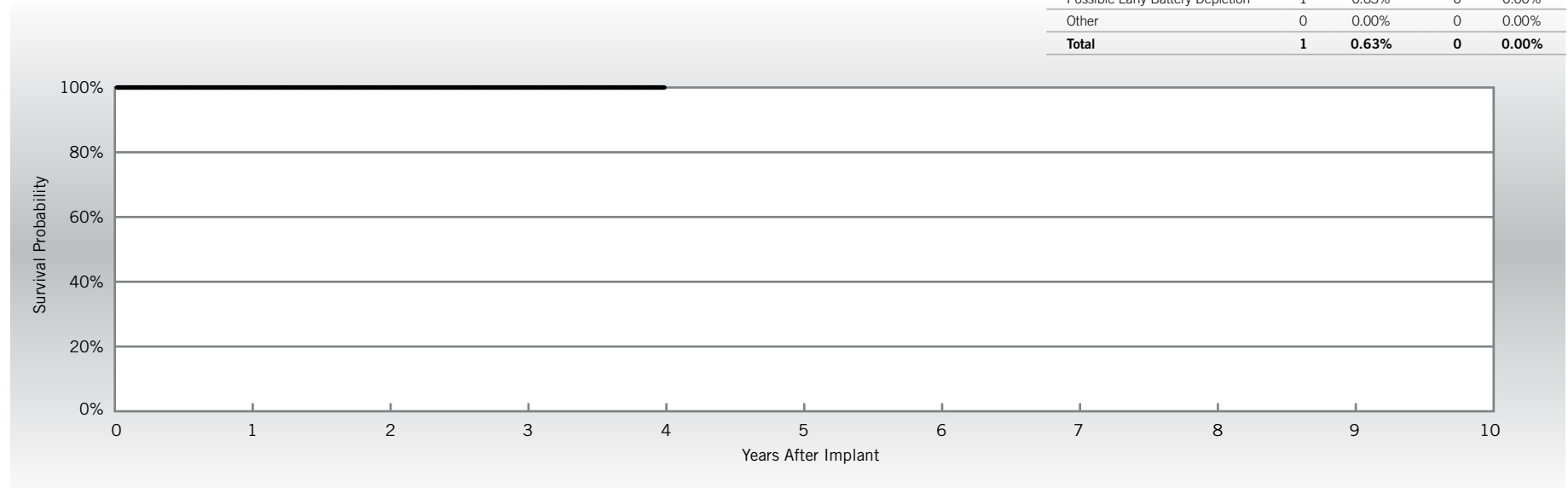
Actively Monitored Study Data

Fortify™ VR
Model CD1231-40Q*

US Regulatory Approval	May 2010
Number of Devices Enrolled in Study	159
Active Devices Enrolled in Study	127
Cumulative Months of Follow-up	6,441
Estimated Longevity	(see table on page 138)
Max. Delivered Energy	40 joules

Qualifying Complications
None Reported

	Malfunctions w/ Compromised Therapy		Malfunctions w/o Compromised Therapy	
	Qty	Rate	Qty	Rate
Electrical Component	0	0.00%	0	0.00%
Electrical Interconnect	0	0.00%	0	0.00%
Battery	0	0.00%	0	0.00%
High Voltage Capacitor	0	0.00%	0	0.00%
Software/Firmware	0	0.00%	0	0.00%
Mechanical	0	0.00%	0	0.00%
Possible Early Battery Depletion	1	0.63%	0	0.00%
Other	0	0.00%	0	0.00%
Total	1	0.63%	0	0.00%



Year	1	2	3	4						
Survival Probability	100.00%	100.00%	100.00%	100.00%						
± 1 standard error	0.00%	0.00%	0.00%	0.00%						
Sample Size	160	150	130	60						

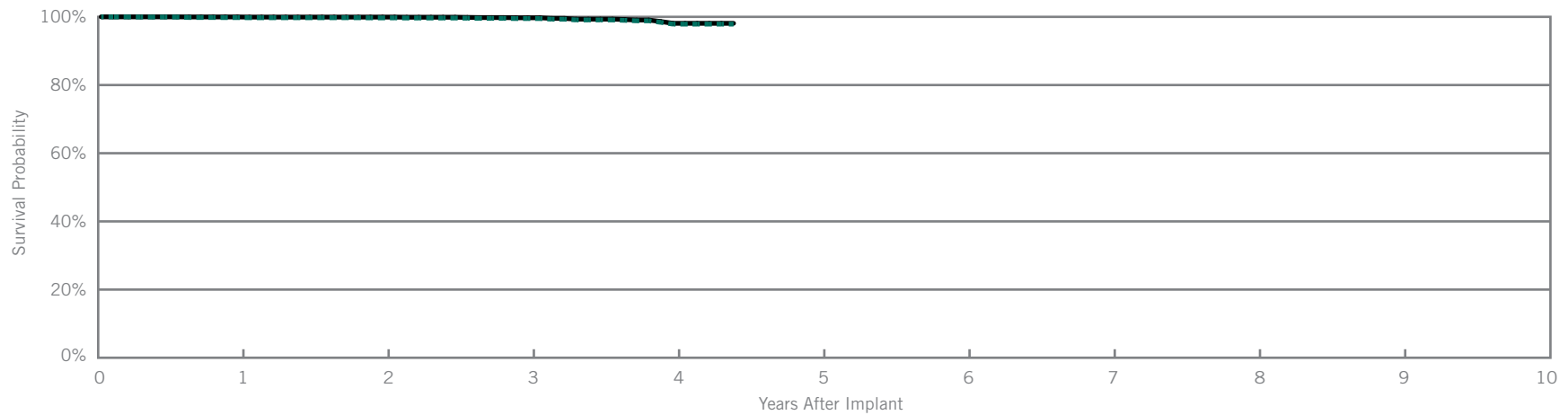
*DF4-LLHH connector type.

Fortify™ VR
Model CD1231-40

Customer Reported Performance Data

US Regulatory Approval	May 2010
Registered US Implants	6,768
Estimated Active US Implants	4,550
Estimated Longevity	(see table on page 138)
Normal Battery Depletion	6
Max. Delivered Energy	40 joules
Number of US Advisories	None

	Malfunctions w/ Compromised Therapy		Malfunctions w/o Compromised Therapy	
	Qty	Rate	Qty	Rate
Electrical Component	0	0.00%	1	0.01%
Electrical Interconnect	0	0.00%	0	0.00%
Battery	3	0.04%	0	0.00%
High Voltage Capacitor	2	0.03%	0	0.00%
Software/Firmware	0	0.00%	0	0.00%
Mechanical	0	0.00%	0	0.00%
Possible Early Battery Depletion	7	0.10%	0	0.00%
Other	1	0.01%	2	0.03%
Total	13	0.19%	3	0.04%



Including Normal Battery Depletion

Year	1	2	3	4	at 53 months				
Survival Probability	99.78%	99.70%	99.50%	97.87%	97.87%				
± 1 standard error	0.06%	0.07%	0.10%	0.29%	0.37%				
Sample Size	6,310	5,410	3,980	1,930	300				

Excluding Normal Battery Depletion

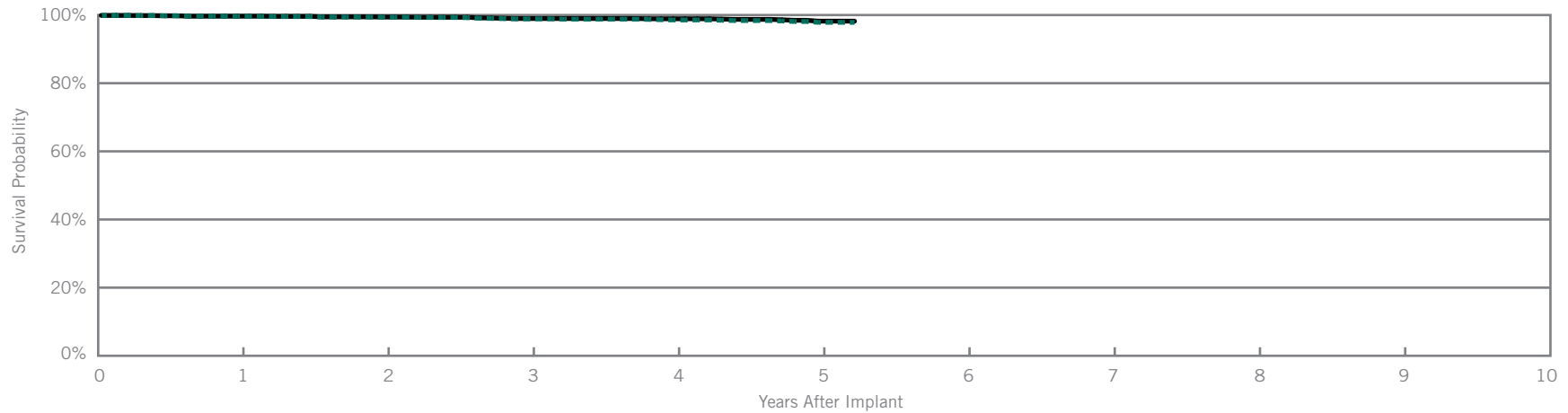
Year	1	2	3	4	at 53 months				
Survival Probability	99.97%	99.93%	99.73%	98.10%	98.10%				
± 1 standard error	0.02%	0.03%	0.08%	0.28%	0.36%				

Current™ + VR
Model CD1211-36Q*

Customer Reported Performance Data

US Regulatory Approval	February 2009
Registered US Implants	4,429
Estimated Active US Implants	2,592
Estimated Longevity	(see table on page 138)
Normal Battery Depletion	5
Max. Delivered Energy	36 joules
Number of US Advisories	None

	Malfunctions w/ Compromised Therapy		Malfunctions w/o Compromised Therapy	
	Qty	Rate	Qty	Rate
Electrical Component	4	0.09%	2	0.05%
Electrical Interconnect	0	0.00%	0	0.00%
Battery	4	0.09%	3	0.07%
High Voltage Capacitor	0	0.00%	0	0.00%
Software/Firmware	0	0.00%	0	0.00%
Mechanical	0	0.00%	0	0.00%
Possible Early Battery Depletion	5	0.11%	1	0.02%
Other	1	0.02%	2	0.05%
Total	14	0.32%	8	0.18%



Including Normal Battery Depletion

Year	1	2	3	4	5	at 63 months			
Survival Probability	99.61%	99.36%	98.87%	98.56%	97.86%	97.86%			
± 1 standard error	0.09%	0.12%	0.18%	0.20%	0.26%	0.32%			
Sample Size	4,100	3,550	3,100	2,660	1,560	290			

Excluding Normal Battery Depletion

Year	1	2	3	4	5	at 63 months			
Survival Probability	99.66%	99.41%	98.98%	98.91%	98.21%	98.21%			
± 1 standard error	0.09%	0.12%	0.17%	0.18%	0.24%	0.30%			

*DF4-LLHH connector type.

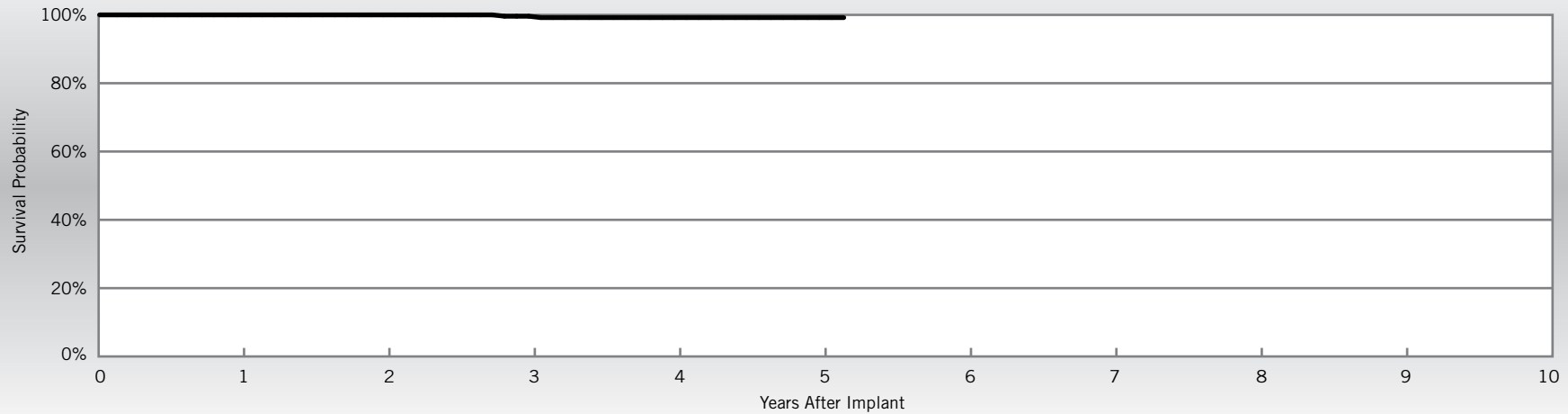
Actively Monitored Study Data

Current™ + VR
Model CD1211-36Q*

US Regulatory Approval	February 2009
Number of Devices Enrolled in Study	363
Active Devices Enrolled in Study	213
Cumulative Months of Follow-up	16,033
Estimated Longevity	(see table on page 138)
Max. Delivered Energy	36 joules

Qualifying Complications	Qty	Rate
Inappropriate Shock	1	0.28%
Premature Battery Depletion	1	0.28%

	Malfunctions w/ Compromised Therapy		Malfunctions w/o Compromised Therapy	
	Qty	Rate	Qty	Rate
Electrical Component	0	0.00%	0	0.00%
Electrical Interconnect	0	0.00%	0	0.00%
Battery	1	0.28%	0	0.00%
High Voltage Capacitor	0	0.00%	0	0.00%
Software/Firmware	0	0.00%	0	0.00%
Mechanical	0	0.00%	0	0.00%
Possible Early Battery Depletion	0	0.00%	0	0.00%
Other	0	0.00%	0	0.00%
Total	1	0.28%	0	0.00%



Year	1	2	3	4	5	at 62 months			
Survival Probability	100.00%	100.00%	99.61%	99.21%	99.21%	99.21%			
± 1 standard error	0.00%	0.00%	0.39%	0.55%	0.55%	0.55%			
Sample Size	350	310	270	240	150	60			

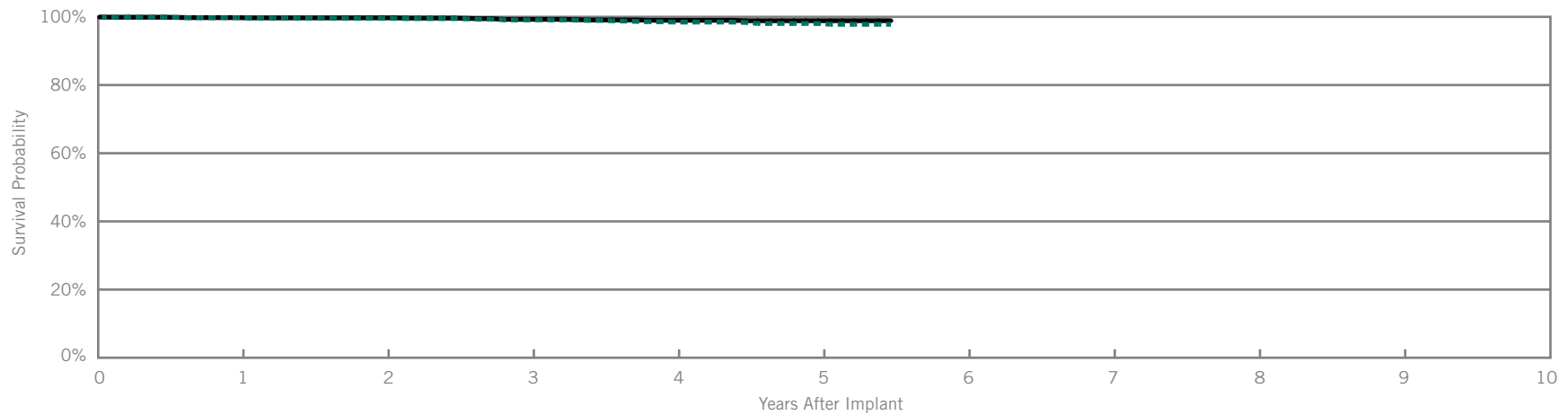
*DF4-LLHH connector type.

Current™ + VR
Model CD1211-36

Customer Reported Performance Data

US Regulatory Approval	February 2009
Registered US Implants	3,630
Estimated Active US Implants	2,110
Estimated Longevity	(see table on page 138)
Normal Battery Depletion	9
Max. Delivered Energy	36 joules
Number of US Advisories	None

	Malfunctions w/ Compromised Therapy		Malfunctions w/o Compromised Therapy	
	Qty	Rate	Qty	Rate
Electrical Component	2	0.06%	2	0.06%
Electrical Interconnect	2	0.06%	0	0.00%
Battery	1	0.03%	0	0.00%
High Voltage Capacitor	2	0.06%	0	0.00%
Software/Firmware	0	0.00%	0	0.00%
Mechanical	0	0.00%	0	0.00%
Possible Early Battery Depletion	3	0.08%	1	0.03%
Other	1	0.03%	0	0.00%
Total	11	0.30%	3	0.08%



Including Normal Battery Depletion

Year	1	2	3	4	5	at 66 months			
Survival Probability	99.77%	99.56%	99.13%	98.46%	98.05%	97.81%			
± 1 standard error	0.08%	0.12%	0.18%	0.24%	0.29%	0.34%			
Sample Size	3,370	2,920	2,530	2,140	1,410	280			

Excluding Normal Battery Depletion

Year	1	2	3	4	5	at 66 months			
Survival Probability	99.77%	99.70%	99.27%	98.99%	98.87%	98.87%			
± 1 standard error	0.08%	0.09%	0.16%	0.20%	0.21%	0.21%			

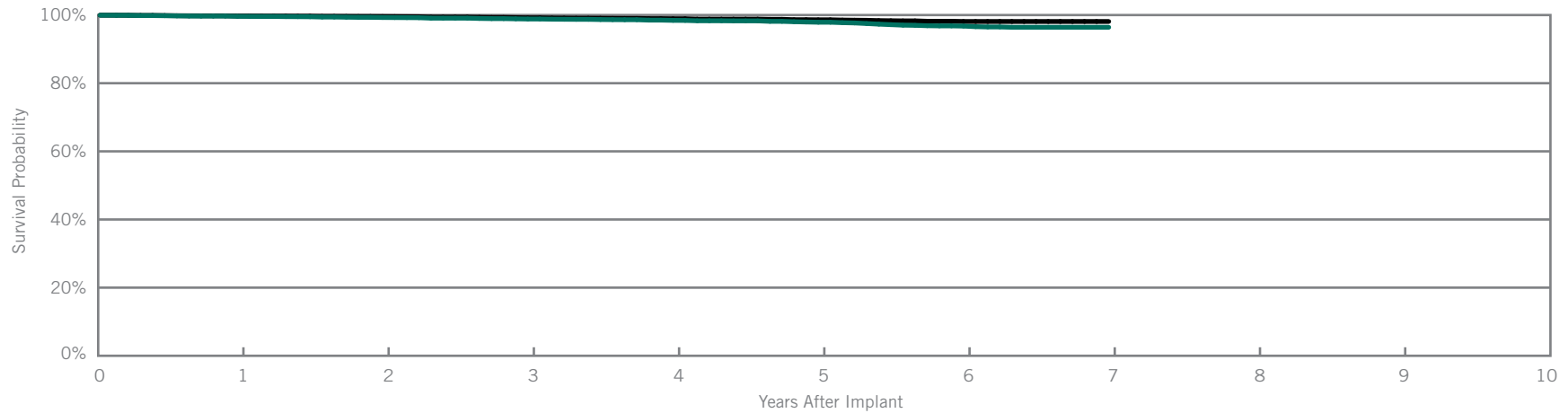
Current™ VR RF

Model 1207-36

US Regulatory Approval	September 2007
Registered US Implants	13,273
Estimated Active US Implants	6,449
Estimated Longevity	(see table on page 138)
Normal Battery Depletion	42
Max. Delivered Energy	36 joules
Number of US Advisories	None

Customer Reported Performance Data

	Malfunctions w/ Compromised Therapy		Malfunctions w/o Compromised Therapy	
	Qty	Rate	Qty	Rate
Electrical Component	6	0.05%	5	0.04%
Electrical Interconnect	8	0.06%	0	0.00%
Battery	7	0.05%	4	0.03%
High Voltage Capacitor	1	<0.01%	1	<0.01%
Software/Firmware	0	0.00%	1	<0.01%
Mechanical	0	0.00%	1	<0.01%
Possible Early Battery Depletion	11	0.08%	11	0.08%
Other	8	0.06%	3	0.02%
Total	41	0.31%	26	0.20%



Including Normal Battery Depletion

Year	1	2	3	4	5	6	7			
Survival Probability	99.62%	99.28%	98.84%	98.44%	97.89%	96.76%	96.41%			
± 1 standard error	0.05%	0.08%	0.10%	0.12%	0.15%	0.21%	0.24%			
Sample Size	12,300	10,620	9,360	8,330	7,120	4,680	290			

Excluding Normal Battery Depletion

Year	1	2	3	4	5	6	7			
Survival Probability	99.73%	99.57%	99.19%	98.92%	98.61%	98.11%	98.11%			
± 1 standard error	0.04%	0.06%	0.08%	0.10%	0.12%	0.15%	0.16%			

Actively Monitored Study Data

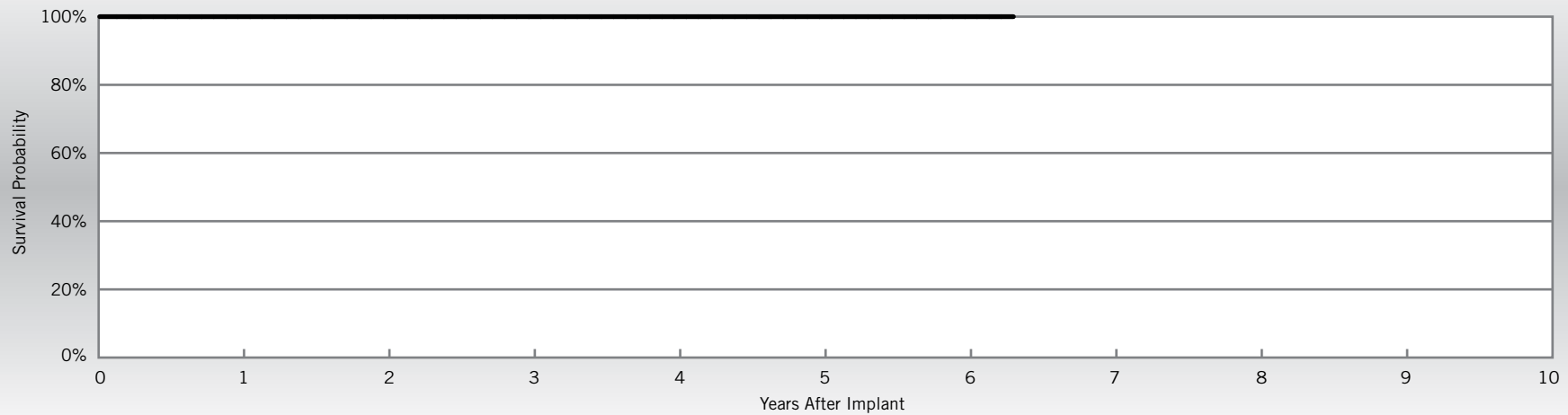
Current™ VR RF

Model 1207-36

US Regulatory Approval	September 2007
Number of Devices Enrolled in Study	396
Active Devices Enrolled in Study	157
Cumulative Months of Follow-up	18,242
Estimated Longevity	(see table on page 138)
Max. Delivered Energy	36 joules

Qualifying Complications
None Reported

	Malfunctions w/ Compromised Therapy		Malfunctions w/o Compromised Therapy	
	Qty	Rate	Qty	Rate
Electrical Component	0	0.00%	1	0.25%
Electrical Interconnect	0	0.00%	0	0.00%
Battery	0	0.00%	0	0.00%
High Voltage Capacitor	0	0.00%	0	0.00%
Software/Firmware	0	0.00%	0	0.00%
Mechanical	0	0.00%	0	0.00%
Possible Early Battery Depletion	0	0.00%	0	0.00%
Other	0	0.00%	0	0.00%
Total	0	0.00%	1	0.25%



Year	1	2	3	4	5	6	at 76 months			
Survival Probability	100.00%	100.00%	100.00%	100.00%	100.00%	100.00%	100.00%			
± 1 standard error	0.00%	0.00%	0.00%	0.00%	0.00%	0.00%	0.00%			
Sample Size	380	340	280	220	170	110	50			

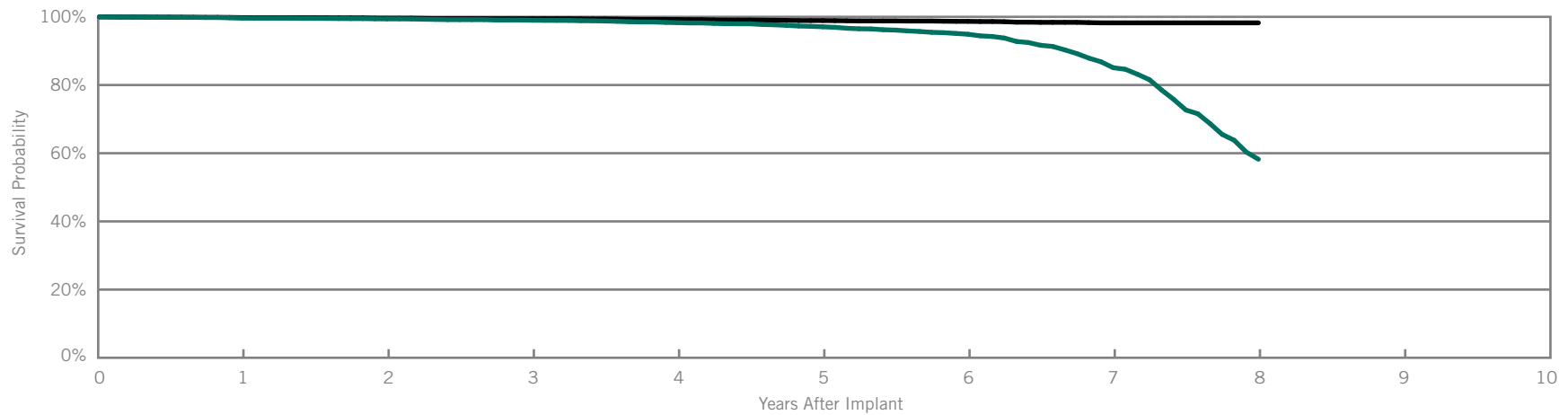
Atlas™ II VR

Model V-168

US Regulatory Approval	July 2006
Registered US Implants	10,589
Estimated Active US Implants	3,632
Estimated Longevity	(see table on page 138)
Normal Battery Depletion	349
Max. Delivered Energy	36 joules
Number of US Advisories (see pgs. 292-297)	One

Customer Reported Performance Data

	Malfunctions w/ Compromised Therapy		Malfunctions w/o Compromised Therapy	
	Qty	Rate	Qty	Rate
Electrical Component	4	0.04%	3	0.03%
Electrical Interconnect	2	0.02%	0	0.00%
Battery	10	0.09%	2	0.02%
High Voltage Capacitor	1	<0.01%	0	0.00%
Software/Firmware	0	0.00%	0	0.00%
Mechanical	1	<0.01%	0	0.00%
Possible Early Battery Depletion	9	0.08%	4	0.04%
Other	9	0.08%	5	0.05%
Total	36	0.34%	14	0.13%



Including Normal Battery Depletion

Year	1	2	3	4	5	6	7	8		
Survival Probability	99.63%	99.40%	99.00%	98.29%	97.08%	94.90%	85.08%	58.23%		
± 1 standard error	0.05%	0.08%	0.10%	0.14%	0.20%	0.28%	0.53%	1.40%		
Sample Size	9,920	8,670	7,590	6,600	5,700	4,700	3,220	270		

Excluding Normal Battery Depletion

Year	1	2	3	4	5	6	7	8		
Survival Probability	99.78%	99.60%	99.45%	99.22%	98.92%	98.68%	98.24%	98.24%		
± 1 standard error	0.04%	0.06%	0.08%	0.10%	0.12%	0.14%	0.18%	0.18%		

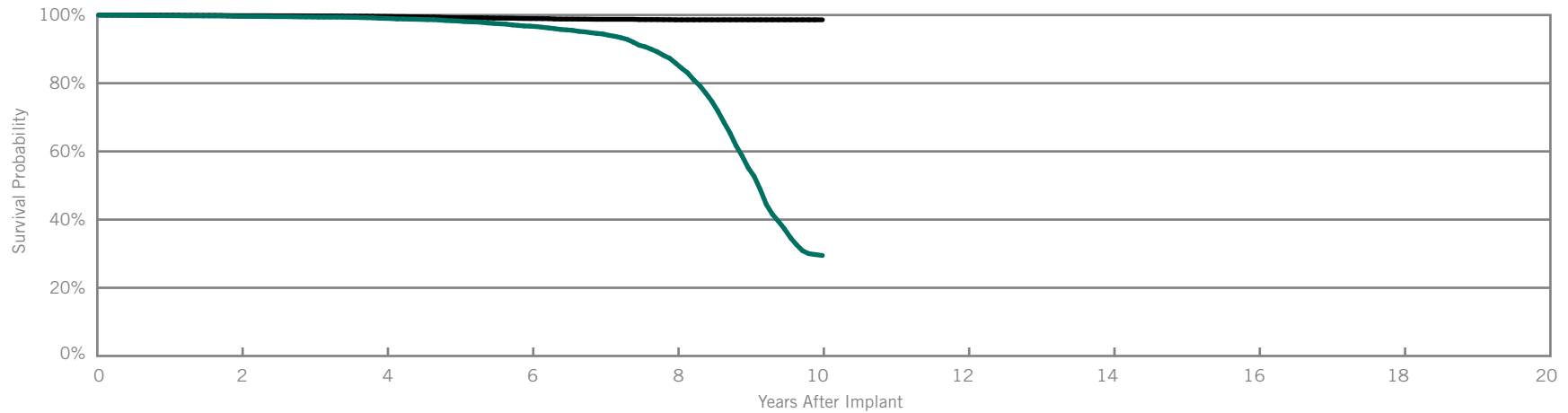
Atlas™ + VR

Model V-193

US Regulatory Approval	October 2003
Registered US Implants	20,758
Estimated Active US Implants	4,731
Estimated Longevity	(see table on page 138)
Normal Battery Depletion	1,169
Max. Delivered Energy	36 joules
Number of US Advisories (see pgs. 292-297)	Three

Customer Reported Performance Data

	Malfunctions w/ Compromised Therapy		Malfunctions w/o Compromised Therapy	
	Qty	Rate	Qty	Rate
Electrical Component	2	<0.01%	2	<0.01%
Electrical Interconnect	5	0.02%	1	<0.01%
Battery	8	0.04%	2	<0.01%
High Voltage Capacitor	2	<0.01%	1	<0.01%
Software/Firmware	0	0.00%	1	<0.01%
Mechanical	0	0.00%	0	0.00%
Possible Early Battery Depletion	26	0.13%	5	0.02%
Other	10	0.05%	4	0.02%
Total	53	0.26%	16	0.08%



Including Normal Battery Depletion

Year	2	4	6	8	10					
Survival Probability	99.60%	99.02%	96.73%	85.91%	29.47%					
± 1 standard error	0.04%	0.08%	0.17%	0.38%	0.99%					
Sample Size	17,020	12,930	9,620	6,310	220					

Excluding Normal Battery Depletion

Year	2	4	6	8	10					
Survival Probability	99.81%	99.60%	98.96%	98.60%	98.60%					
± 1 standard error	0.03%	0.05%	0.09%	0.11%	0.12%					

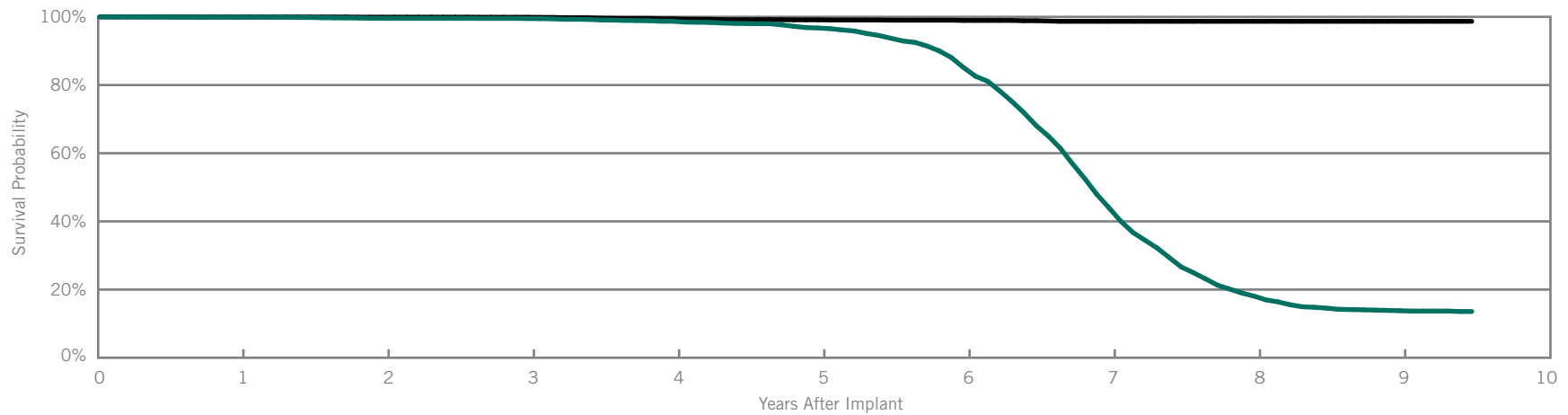
Epic™ + VR

Model V-196

US Regulatory Approval	April 2003
Registered US Implants	7,986
Estimated Active US Implants	584
Estimated Longevity	(see table on page 138)
Normal Battery Depletion	1,180
Max. Delivered Energy	30 joules
Number of US Advisories (see pgs. 292-297)	Three

Customer Reported Performance Data

	Malfunctions w/ Compromised Therapy		Malfunctions w/o Compromised Therapy	
	Qty	Rate	Qty	Rate
Electrical Component	3	0.04%	2	0.03%
Electrical Interconnect	0	0.00%	0	0.00%
Battery	0	0.00%	16	0.20%
High Voltage Capacitor	1	0.01%	0	0.00%
Software/Firmware	0	0.00%	0	0.00%
Mechanical	0	0.00%	0	0.00%
Possible Early Battery Depletion	1	0.01%	0	0.00%
Other	3	0.04%	0	0.00%
Total	8	0.10%	18	0.23%



Including Normal Battery Depletion

Year	1	2	3	4	5	6	7	8	9	at 114 months
Survival Probability	99.88%	99.57%	99.50%	98.71%	96.73%	85.14%	44.09%	18.09%	13.80%	13.57%
± 1 standard error	0.04%	0.08%	0.08%	0.15%	0.25%	0.52%	0.86%	0.66%	0.59%	0.59%
Sample Size	7,490	6,620	5,860	5,110	4,330	3,430	2,240	1,090	470	210

Excluding Normal Battery Depletion

Year	1	2	3	4	5	6	7	8	9	at 114 months
Survival Probability	99.95%	99.91%	99.88%	99.43%	99.13%	98.95%	98.69%	98.69%	98.69%	98.69%
± 1 standard error	0.03%	0.04%	0.04%	0.10%	0.13%	0.14%	0.18%	0.18%	0.18%	0.18%

BATTERY LONGEVITY SUMMARY

Single-Chamber ICDs

Battery Longevity

Models	Family	Approximate Duration (years)			
		No Pacing	25% Pacing	50% Pacing	100% Pacing
CD1411-36Q	Ellipse™ VR*	11.1	10.6	10.1	9.4
CD1411-36C	Ellipse™ VR*	11.1	10.6	10.1	9.4
CD1357-40Q	Fortify Assura™ VR*	11.7	11.3	10.8	10.1
CD1357-40C	Fortify Assura™ VR*	11.7	11.3	10.8	10.1
CD1257-40Q	Fortify Assura™ VR*	11.7	11.3	10.8	10.1
CD1257-40	Fortify Assura™ VR*	11.7	11.3	10.8	10.1
CD1311-36Q	Ellipse™ VR*	11.1	10.6	10.1	9.4
CD1311-36	Ellipse™ VR*	11.1	10.6	10.1	9.4
CD1231-40Q	Fortify™ VR*	10.8	10.3	9.9	9.1
CD1231-40	Fortify™ VR*	10.8	10.3	9.9	9.1
CD1211-36Q	Current™ + VR**	8.4	8.0	7.6	7.0
CD1211-36	Current™ + VR**	8.4	8.0	7.6	7.0
1207-36	Current™ VR RF**	8.4	8.0	7.6	7.0
V-168	Atlas™ II VR**	8.4	8.0	7.6	7.0
V-193	Atlas™ + VR**	8.6	8.2	7.9	7.3
V-196	Epic™ + VR <115000**	6.3	6	5.8	5.4
V-196	Epic™ + VR >115000**	6.9	6.6	6.4	5.9

Pacing parameters: VVI, 2.5V, 0.5 ms, 60 ppm, 500 ohms

*Battery voltage range: 3.20-2.59. Three maximum charges per year.

**Battery voltage range: 3.20-2.45. Four maximum charges per year as well as monthly charging during the battery's mid-life voltage range.

SUMMARY INFORMATION

Single-Chamber ICDs

Survival Summary

Including Normal Battery Depletion

Models	Family	Survival Probability									
		1 year	2 year	3 year	4 year	5 year	6 year	7 year	8 year	9 year	10 year
CD1411-36Q	Ellipse™ VR	99.38%									
CD1411-36C	Ellipse™ VR*										
CD1357-40Q	Fortify Assura™ VR	99.95%									
CD1357-40C	Fortify Assura™ VR	100.00%									
CD1257-40Q	Fortify Assura™ VR	99.91%	99.82%								
CD1257-40	Fortify Assura™ VR	99.60%	99.60%								
CD1311-36Q	Ellipse™ VR	99.50%	99.27%								
CD1311-36	Ellipse™ VR	98.82%	98.58%								
CD1231-40Q	Fortify™ VR	99.74%	99.67%	99.12%	98.11%						
CD1231-40	Fortify™ VR	99.78%	99.70%	99.50%	97.87%						
CD1211-36Q	Current™ + VR	99.61%	99.36%	98.87%	98.56%	97.86%					
CD1211-36	Current™ + VR	99.77%	99.56%	99.13%	98.46%	98.05%					
1207-36	Current™ VR RF	99.62%	99.28%	98.84%	98.44%	97.89%	96.76%	96.41%			
V-168	Atlas™ II VR	99.63%	99.40%	99.00%	98.29%	97.08%	94.90%	85.08%	58.23%		
V-193	Atlas™ + VR	99.82%	99.60%	99.43%	99.02%	98.25%	96.73%	94.45%	85.91%	55.21%	29.47%
V-196	Epic™ + VR	99.88%	99.57%	99.50%	98.71%	96.73%	85.14%	44.09%	18.09%	13.80%	

*No survival probability is stated at one year due to the device not meeting the required minimum sample size of 200 U.S. implants with 12 consecutive months of data. Please refer to the individual graphs for data up to one year.

Survival Summary

Excluding Normal Battery Depletion

Models	Family	Survival Probability									
		1 year	2 year	3 year	4 year	5 year	6 year	7 year	8 year	9 year	10 year
CD1411-36Q	Ellipse™ VR	99.38%									
CD1411-36C	Ellipse™ VR*										
CD1357-40Q	Fortify Assura™ VR	99.95%									
CD1357-40C	Fortify Assura™ VR	100.00%									
CD1257-40Q	Fortify Assura™ VR	99.96%	99.86%								
CD1257-40	Fortify Assura™ VR	99.60%	99.60%								
CD1311-36Q	Ellipse™ VR	99.50%	99.27%								
CD1311-36	Ellipse™ VR	98.82%	98.58%								
CD1231-40Q	Fortify™ VR	99.84%	99.79%	99.39%	98.49%						
CD1231-40	Fortify™ VR	99.97%	99.93%	99.73%	98.10%						
CD1211-36Q	Current™ + VR	99.66%	99.41%	98.98%	98.91%	98.21%					
CD1211-36	Current™ + VR	99.77%	99.70%	99.27%	98.99%	98.87%					
1207-36	Current™ VR RF	99.73%	99.57%	99.19%	98.92%	98.61%	98.11%	98.11%			
V-168	Atlas™ II VR	99.78%	99.60%	99.45%	99.22%	98.92%	98.68%	98.24%	98.24%		
V-193	Atlas™ + VR	99.95%	99.81%	99.74%	99.60%	99.21%	98.96%	98.75%	98.60%	98.60%	98.60%
V-196	Epic™ + VR	99.95%	99.91%	99.88%	99.43%	99.13%	98.95%	98.69%	98.69%	98.69%	

*No survival probability is stated at one year due to the device not meeting the required minimum sample size of 200 U.S. implants with 12 consecutive months of data. Please refer to the individual graphs for data up to one year.

U.S. Malfunction Summary

Models	Family	Registered US Implants	Percent Returned for Analysis	U.S. Malfunctions w/ Compromised Therapy																			
				Electrical Component		Electrical Interconnect		Battery		High Voltage Capacitor		Software/Firmware		Mechanical		Possible Early Battery Depletion		Other		Total			
				Qty.	Rate	Qty.	Rate	Qty.	Rate	Qty.	Rate	Qty.	Rate	Qty.	Rate	Qty.	Rate	Qty.	Rate	Qty.	Rate	Qty.	Rate
CD1411-36Q	Ellipse™ VR	2,918	1.0%	1	0.03%	0	0.00%	0	0.00%	1	0.03%	0	0.00%	0	0.00%	0	0.00%	0	0.00%	0	0.00%	2	0.07%
CD1411-36C	Ellipse™ VR	1,234	0.8%	0	0.00%	0	0.00%	0	0.00%	0	0.00%	0	0.00%	0	0.00%	0	0.00%	0	0.00%	0	0.00%	0	0.00%
CD1357-40Q	Fortify Assura™ VR	5,525	1.0%	0	0.00%	0	0.00%	0	0.00%	0	0.00%	0	0.00%	0	0.00%	0	0.00%	0	0.00%	0	0.00%	0	0.00%
CD1357-40C	Fortify Assura™ VR	1,921	0.9%	0	0.00%	0	0.00%	0	0.00%	0	0.00%	0	0.00%	0	0.00%	0	0.00%	0	0.00%	0	0.00%	0	0.00%
CD1257-40Q	Fortify Assura™ VR	5,042	2.0%	0	0.00%	0	0.00%	0	0.00%	0	0.00%	0	0.00%	0	0.00%	1	0.02%	1	0.02%	2	0.04%		
CD1257-40	Fortify Assura™ VR	2,245	3.0%	0	0.00%	2	0.09%	0	0.00%	0	0.00%	0	0.00%	0	0.00%	0	0.00%	1	0.04%	3	0.13%		
CD1311-36Q	Ellipse™ VR	4,734	2.7%	0	0.00%	0	0.00%	0	0.00%	10	0.21%	1	0.02%	1	0.02%	0	0.00%	0	0.00%	12	0.25%		
CD1311-36	Ellipse™ VR	1,620	4.1%	0	0.00%	1	0.06%	0	0.00%	2	0.12%	0	0.00%	2	0.12%	0	0.00%	0	0.00%	5	0.31%		
CD1231-40Q	Fortify™ VR	16,127	4.6%	5	0.03%	1	<0.01%	7	0.04%	0	0.00%	0	0.00%	0	0.00%	11	0.07%	5	0.03%	29	0.18%		
CD1231-40	Fortify™ VR	6,768	5.7%	0	0.00%	0	0.00%	3	0.04%	2	0.03%	0	0.00%	0	0.00%	7	0.10%	1	0.01%	13	0.19%		
CD1211-36Q	Current™ + VR	4,429	6.2%	4	0.09%	0	0.00%	4	0.09%	0	0.00%	0	0.00%	0	0.00%	5	0.11%	1	0.02%	14	0.32%		
CD1211-36	Current™ + VR	3,630	6.0%	2	0.06%	2	0.06%	1	0.03%	2	0.06%	0	0.00%	0	0.00%	3	0.08%	1	0.03%	11	0.30%		
1207-36	Current™ VR RF	13,273	7.8%	6	0.05%	8	0.06%	7	0.05%	1	<0.01%	0	0.00%	0	0.00%	11	0.08%	8	0.06%	41	0.31%		
V-168	Atlas™ II VR	10,589	12.5%	4	0.04%	2	0.02%	10	0.09%	1	<0.01%	0	0.00%	1	<0.01%	9	0.08%	9	0.08%	36	0.34%		
V-193	Atlas™ + VR	20,758	15.9%	2	<0.01%	5	0.02%	8	0.04%	2	<0.01%	0	0.00%	0	0.00%	26	0.13%	10	0.05%	53	0.26%		
V-196	Epic™ + VR	7,986	26.4%	3	0.04%	0	0.00%	0	0.00%	1	0.01%	0	0.00%	0	0.00%	1	0.01%	3	0.04%	8	0.10%		

Definitions of malfunction categories can be found on pages 7-8.

U.S. Malfunction Summary

Models	Family	Registered US Implants	Percent Returned for Analysis	U.S. Malfunctions w/o Compromised Therapy																	
				Electrical Component		Electrical Interconnect		Battery		High Voltage Capacitor		Software/Firmware		Mechanical		Possible Early Battery Depletion		Other		Total	
				Qty.	Rate	Qty.	Rate	Qty.	Rate	Qty.	Rate	Qty.	Rate	Qty.	Rate	Qty.	Rate	Qty.	Rate	Qty.	Rate
CD1411-36Q	Ellipse™ VR	2,918	1.0%	0	0.00%	0	0.00%	0	0.00%	0	0.00%	1	0.03%	1	0.03%	0	0.00%	0	0.00%	2	0.07%
CD1411-36C	Ellipse™ VR	1,234	0.8%	0	0.00%	0	0.00%	0	0.00%	0	0.00%	0	0.00%	0	0.00%	0	0.00%	0	0.00%	0	0.00%
CD1357-40Q	Fortify Assura™ VR	5,525	1.0%	0	0.00%	0	0.00%	0	0.00%	0	0.00%	0	0.00%	0	0.00%	0	0.00%	1	0.02%	1	0.02%
CD1357-40C	Fortify Assura™ VR	1,921	0.9%	0	0.00%	0	0.00%	0	0.00%	0	0.00%	0	0.00%	0	0.00%	0	0.00%	0	0.00%	0	0.00%
CD1257-40Q	Fortify Assura™ VR	5,042	2.0%	0	0.00%	0	0.00%	0	0.00%	0	0.00%	0	0.00%	0	0.00%	0	0.00%	0	0.00%	0	0.00%
CD1257-40	Fortify Assura™ VR	2,245	3.0%	0	0.00%	0	0.00%	0	0.00%	0	0.00%	0	0.00%	0	0.00%	0	0.00%	1	0.04%	1	0.04%
CD1311-36Q	Ellipse™ VR	4,734	2.7%	1	0.02%	0	0.00%	0	0.00%	0	0.00%	0	0.00%	0	0.00%	0	0.00%	2	0.04%	3	0.06%
CD1311-36	Ellipse™ VR	1,620	4.1%	0	0.00%	0	0.00%	0	0.00%	1	0.06%	1	0.06%	1	0.06%	0	0.00%	0	0.00%	3	0.19%
CD1231-40Q	Fortify™ VR	16,127	4.6%	2	0.01%	0	0.00%	7	0.04%	0	0.00%	0	0.00%	0	0.00%	9	0.06%	2	0.01%	20	0.12%
CD1231-40	Fortify™ VR	6,768	5.7%	1	0.01%	0	0.00%	0	0.00%	0	0.00%	0	0.00%	0	0.00%	0	0.00%	2	0.03%	3	0.04%
CD1211-36Q	Current™ + VR	4,429	6.2%	2	0.05%	0	0.00%	3	0.07%	0	0.00%	0	0.00%	0	0.00%	1	0.02%	2	0.05%	8	0.18%
CD1211-36	Current™ + VR	3,630	6.0%	2	0.06%	0	0.00%	0	0.00%	0	0.00%	0	0.00%	0	0.00%	1	0.03%	0	0.00%	3	0.08%
1207-36	Current™ VR RF	13,273	7.8%	5	0.04%	0	0.00%	4	0.03%	1	<0.01%	1	<0.01%	1	<0.01%	11	0.08%	3	0.02%	26	0.20%
V-168	Atlas™ II VR	10,589	12.5%	3	0.03%	0	0.00%	2	0.02%	0	0.00%	0	0.00%	0	0.00%	4	0.04%	5	0.05%	14	0.13%
V-193	Atlas™ + VR	20,758	15.9%	2	<0.01%	1	<0.01%	2	<0.01%	1	<0.01%	1	<0.01%	0	0.00%	5	0.02%	4	0.02%	16	0.08%
V-196	Epic™ + VR	7,986	26.4%	2	0.03%	0	0.00%	16	0.20%	0	0.00%	0	0.00%	0	0.00%	0	0.00%	0	0.00%	18	0.23%

Definitions of malfunction categories can be found on pages 7-8.

Worldwide Malfunction Summary

Models	Family	Registered US Implants	Percent Returned for Analysis	Worldwide Malfunctions w/ Compromised Therapy																			
				Electrical Component		Electrical Interconnect		Battery		High Voltage Capacitor		Software/Firmware		Mechanical		Possible Early Battery Depletion		Other		Total			
				Qty.	Rate	Qty.	Rate	Qty.	Rate	Qty.	Rate	Qty.	Rate	Qty.	Rate	Qty.	Rate	Qty.	Rate	Qty.	Rate	Qty.	Rate
CD1411-36Q	Ellipse™ VR	3,125	1.3%	1	0.03%	0	0.00%	0	0.00%	1	0.03%	0	0.00%	0	0.00%	0	0.00%	0	0.00%	0	0.00%	2	0.06%
CD1411-36C	Ellipse™ VR	1,311	1.3%	0	0.00%	0	0.00%	0	0.00%	0	0.00%	0	0.00%	0	0.00%	0	0.00%	0	0.00%	0	0.00%	0	0.00%
CD1357-40Q	Fortify Assura™ VR	5,907	1.0%	0	0.00%	0	0.00%	0	0.00%	0	0.00%	0	0.00%	0	0.00%	0	0.00%	0	0.00%	0	0.00%	0	0.00%
CD1357-40C	Fortify Assura™ VR	2,024	1.3%	0	0.00%	0	0.00%	0	0.00%	0	0.00%	0	0.00%	0	0.00%	0	0.00%	0	0.00%	0	0.00%	0	0.00%
CD1257-40Q	Fortify Assura™ VR	5,016	2.4%	0	0.00%	0	0.00%	0	0.00%	0	0.00%	0	0.00%	0	0.00%	1	0.02%	1	0.02%	2	0.04%		
CD1257-40	Fortify Assura™ VR	2,260	3.7%	0	0.00%	2	0.09%	0	0.00%	0	0.00%	0	0.00%	0	0.00%	0	0.00%	1	0.04%	3	0.13%		
CD1311-36Q	Ellipse™ VR	4,776	3.3%	0	0.00%	0	0.00%	0	0.00%	10	0.21%	1	0.02%	1	0.02%	0	0.00%	0	0.00%	12	0.25%		
CD1311-36	Ellipse™ VR	1,639	5.7%	0	0.00%	1	0.06%	0	0.00%	3	0.18%	0	0.00%	2	0.12%	0	0.00%	0	0.00%	6	0.37%		
CD1231-40Q	Fortify™ VR	16,939	4.7%	5	0.03%	1	<0.01%	7	0.04%	0	0.00%	0	0.00%	0	0.00%	12	0.07%	5	0.03%	30	0.18%		
CD1231-40	Fortify™ VR	7,004	6.3%	0	0.00%	0	0.00%	3	0.04%	2	0.03%	0	0.00%	0	0.00%	7	0.10%	1	0.01%	13	0.19%		
CD1211-36Q	Current™ + VR	12,779	2.7%	5	0.04%	0	0.00%	5	0.04%	0	0.00%	0	0.00%	0	0.00%	6	0.05%	1	<0.01%	17	0.13%		
CD1211-36	Current™ + VR	12,384	2.3%	2	0.02%	2	0.02%	1	<0.01%	3	0.02%	0	0.00%	0	0.00%	3	0.02%	4	0.03%	15	0.12%		
1207-36	Current™ VR RF	24,845	5.6%	10	0.04%	27	0.11%	11	0.04%	1	<0.01%	0	0.00%	0	0.00%	16	0.06%	10	0.04%	75	0.30%		
V-168	Atlas™ II VR	23,946	7.6%	7	0.03%	5	0.02%	17	0.07%	1	<0.01%	0	0.00%	1	<0.01%	19	0.08%	18	0.08%	68	0.28%		
V-193	Atlas™ + VR	39,597	10.7%	4	0.01%	9	0.02%	14	0.04%	4	0.01%	1	<0.01%	1	<0.01%	66	0.17%	28	0.07%	127	0.32%		
V-196	Epic™ + VR	17,811	13.7%	3	0.02%	1	<0.01%	0	0.00%	2	0.01%	0	0.00%	0	0.00%	1	<0.01%	5	0.03%	12	0.07%		

Definitions of malfunction categories can be found on pages 7-8.

Worldwide Malfunction Summary

Models	Family	Registered US Implants	Percent Returned for Analysis	Worldwide Malfunctions w/o Compromised Therapy																	
				Electrical Component		Electrical Interconnect		Battery		High Voltage Capacitor		Software/Firmware		Mechanical		Possible Early Battery Depletion		Other		Total	
				Qty.	Rate	Qty.	Rate	Qty.	Rate	Qty.	Rate	Qty.	Rate	Qty.	Rate	Qty.	Rate	Qty.	Rate	Qty.	Rate
CD1411-36Q	Ellipse™ VR	3,125	1.3%	0	0.00%	0	0.00%	0	0.00%	0	0.00%	1	0.03%	1	0.03%	0	0.00%	0	0.00%	2	0.06%
CD1411-36C	Ellipse™ VR	1,311	1.3%	0	0.00%	0	0.00%	0	0.00%	0	0.00%	0	0.00%	0	0.00%	0	0.00%	0	0.00%	0	0.00%
CD1357-40Q	Fortify Assura™ VR	5,907	1.0%	0	0.00%	0	0.00%	0	0.00%	0	0.00%	0	0.00%	0	0.00%	0	0.00%	1	0.02%	1	0.02%
CD1357-40C	Fortify Assura™ VR	2,024	1.3%	0	0.00%	0	0.00%	0	0.00%	0	0.00%	0	0.00%	0	0.00%	0	0.00%	0	0.00%	0	0.00%
CD1257-40Q	Fortify Assura™ VR	5,016	2.4%	0	0.00%	0	0.00%	0	0.00%	0	0.00%	0	0.00%	0	0.00%	0	0.00%	0	0.00%	0	0.00%
CD1257-40	Fortify Assura™ VR	2,260	3.7%	0	0.00%	0	0.00%	0	0.00%	0	0.00%	0	0.00%	0	0.00%	0	0.00%	1	0.04%	1	0.04%
CD1311-36Q	Ellipse™ VR	4,776	3.3%	1	0.02%	0	0.00%	0	0.00%	0	0.00%	0	0.00%	0	0.00%	0	0.00%	2	0.04%	3	0.06%
CD1311-36	Ellipse™ VR	1,639	5.7%	0	0.00%	0	0.00%	0	0.00%	1	0.06%	1	0.06%	1	0.06%	0	0.00%	0	0.00%	3	0.18%
CD1231-40Q	Fortify™ VR	16,939	4.7%	3	0.02%	0	0.00%	7	0.04%	0	0.00%	0	0.00%	0	0.00%	9	0.05%	2	0.01%	21	0.12%
CD1231-40	Fortify™ VR	7,004	6.3%	1	0.01%	0	0.00%	0	0.00%	0	0.00%	0	0.00%	0	0.00%	0	0.00%	2	0.03%	3	0.04%
CD1211-36Q	Current™ + VR	12,779	2.7%	3	0.02%	0	0.00%	4	0.03%	0	0.00%	0	0.00%	0	0.00%	1	<0.01%	3	0.02%	11	0.09%
CD1211-36	Current™ + VR	12,384	2.3%	2	0.02%	0	0.00%	1	<0.01%	0	0.00%	0	0.00%	0	0.00%	1	<0.01%	0	0.00%	4	0.03%
1207-36	Current™ VR RF	24,845	5.6%	10	0.04%	3	0.01%	11	0.04%	1	<0.01%	2	<0.01%	1	<0.01%	17	0.07%	7	0.03%	52	0.21%
V-168	Atlas™ II VR	23,946	7.6%	4	0.02%	0	0.00%	6	0.03%	0	0.00%	0	0.00%	1	<0.01%	8	0.03%	8	0.03%	27	0.11%
V-193	Atlas™ + VR	39,597	10.7%	4	0.01%	3	<0.01%	8	0.02%	1	<0.01%	1	<0.01%	0	0.00%	11	0.03%	9	0.02%	37	0.09%
V-196	Epic™ + VR	17,811	13.7%	4	0.02%	0	0.00%	28	0.16%	0	0.00%	0	0.00%	3	0.02%	0	0.00%	2	0.01%	37	0.21%

Definitions of malfunction categories can be found on pages 7-8.

Actively Monitored Study Data Summary

Qualifying Complications

Models	Number of Devices Enrolled	Active Devices Enrolled	Cumulative Months of Follow-Up	Inappropriate Shock		Loss of Telemetry		Pericardial Effusion		Premature Battery Depletion		Skin Erosion		Total	
				Qty.	Rate	Qty.	Rate	Qty.	Rate	Qty.	Rate	Qty.	Rate	Qty.	Rate
CD1231-40Q	159	127	6,441	0	0.00%	0	0.00%	0	0.00%	0	0.00%	0	0.00%	0	0.00%
CD1211-36Q	363	213	16,033	1	0.28%	0	0.00%	0	0.00%	1	0.28%	0	0.00%	2	0.55%
1207-36	396	157	18,242	0	0.00%	0	0.00%	0	0.00%	0	0.00%	0	0.00%	0	0.00%

Malfunctions

Models	Family	Number of Devices Enrolled	Percent Returned for Analysis	Malfunctions w/ Compromised Therapy																	
				Electrical Component		Electrical Interconnect		Battery		High Voltage Capacitor		Software/Firmware		Mechanical		Possible Early Battery Depletion		Other		Total	
				Qty.	Rate	Qty.	Rate	Qty.	Rate	Qty.	Rate	Qty.	Rate	Qty.	Rate	Qty.	Rate	Qty.	Rate	Qty.	Rate
CD1231-40Q	Fortify™ VR	159	4.4%	0	0.00%	0	0.00%	0	0.00%	0	0.00%	0	0.00%	0	0.00%	1	0.63%	0	0.00%	1	0.63%
CD1211-36Q	Current™ + VR	363	4.7%	0	0.00%	0	0.00%	1	0.28%	0	0.00%	0	0.00%	0	0.00%	0	0.00%	0	0.00%	1	0.28%
1207-36	Current™ VR RF	396	6.8%	0	0.00%	0	0.00%	0	0.00%	0	0.00%	0	0.00%	0	0.00%	0	0.00%	0	0.00%	0	0.00%

Models	Family	Number of Devices Enrolled	Percent Returned for Analysis	Malfunctions w/o Compromised Therapy																	
				Electrical Component		Electrical Interconnect		Battery		High Voltage Capacitor		Software/Firmware		Mechanical		Possible Early Battery Depletion		Other		Total	
				Qty.	Rate	Qty.	Rate	Qty.	Rate	Qty.	Rate	Qty.	Rate	Qty.	Rate	Qty.	Rate	Qty.	Rate	Qty.	Rate
CD1231-40Q	Fortify™ VR	159	4.4%	0	0.00%	0	0.00%	0	0.00%	0	0.00%	0	0.00%	0	0.00%	0	0.00%	0	0.00%	0	0.00%
CD1211-36Q	Current™ + VR	363	4.7%	0	0.00%	0	0.00%	0	0.00%	0	0.00%	0	0.00%	0	0.00%	0	0.00%	0	0.00%	0	0.00%
1207-36	Current™ VR RF	396	6.8%	1	0.25%	0	0.00%	0	0.00%	0	0.00%	0	0.00%	0	0.00%	0	0.00%	0	0.00%	1	0.25%

A list of complications can be found on [page 15](#).

Definitions of malfunction categories can be found on [pages 7-8](#).

DEFIBRILLATION LEADS

Customer Reported Performance Data

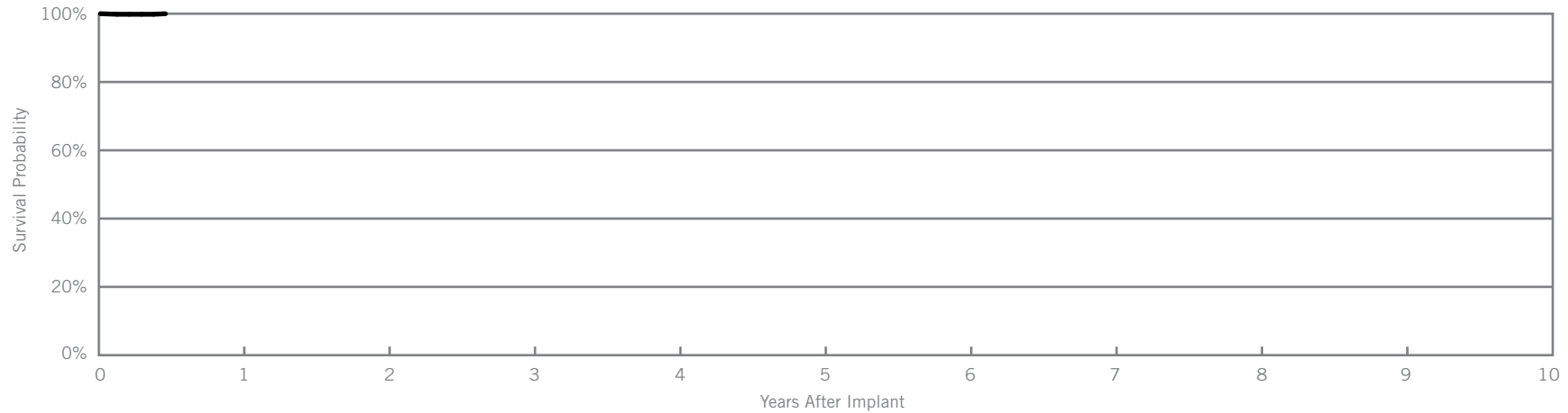
Optisure™ DF4

Model LDA220Q

US Regulatory Approval	February 2014
Registered US Implants	879
Estimated Active US Implants	843
Insulation	Optim™*
Type and/or Fixation	Dual Coil, Active
Polarity	Bipolar
Steroid	Yes
Number of US Advisories	None

	Acute Observations (Post Implant, ≤30 days)		Chronic Complications (>30 days)	
	Qty.	Rate	Qty.	Rate
Cardiac Perforation	0	0.00%	0	0.00%
Conductor Fracture	0	0.00%	0	0.00%
Lead Dislodgement	1	0.11%	2	0.23%
Failure to Capture	1	0.11%	1	0.11%
Oversensing	0	0.00%	0	0.00%
Failure to Sense	0	0.00%	0	0.00%
Insulation Breach	0	0.00%	0	0.00%
Abnormal Pacing Impedance	0	0.00%	0	0.00%
Abnormal Defibrillation Impedance	0	0.00%	0	0.00%
Extracardiac Stimulation	0	0.00%	0	0.00%
Other	0	0.00%	0	0.00%
Total	2	0.23%	3	0.34%
Total Returned for Analysis	0		0	

Malffunctions	Qty.	Rate
Conductor Fracture	0	0.00%
Clavicular Crush	0	0.00%
In the Pocket	0	0.00%
Intravascular	0	0.00%
Insulation Breach	0	0.00%
Lead-to-Can Contact	0	0.00%
Lead-to-Lead Contact	0	0.00%
Clavicular Crush	0	0.00%
Externalized Conductors	0	0.00%
Other	0	0.00%
Crimps, Welds & Bonds	0	0.00%
Other	0	0.00%
Extrinsic Factors	0	0.00%
Total	0	0.00%



Year	at 5 months									
Survival Probability	99.83%									
± 1 standard error	0.17%									
Sample Size	240									

*Optim™ lead insulation is a copolymer of silicone and polyurethane.

Customer Reported Performance Data

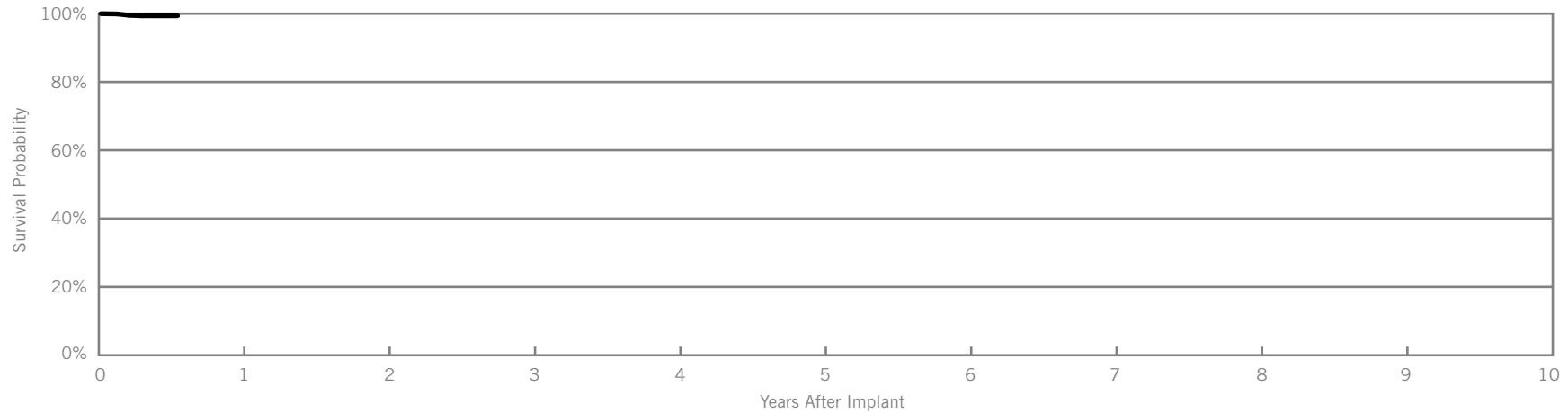
Optisure™ DF4

Model LDA210Q

US Regulatory Approval	February 2014
Registered US Implants	1,910
Estimated Active US Implants	1,823
Insulation	Optim™*
Type and/or Fixation	Single Coil, Active
Polarity	Bipolar
Steroid	Yes
Number of US Advisories	None

	Acute Observations (Post Implant, ≤30 days)		Chronic Complications (>30 days)	
	Qty.	Rate	Qty.	Rate
Cardiac Perforation	0	0.00%	0	0.00%
Conductor Fracture	0	0.00%	0	0.00%
Lead Dislodgement	6	0.31%	4	0.21%
Failure to Capture	2	0.10%	1	0.05%
Oversensing	0	0.00%	1	0.05%
Failure to Sense	2	0.10%	1	0.05%
Insulation Breach	0	0.00%	0	0.00%
Abnormal Pacing Impedance	0	0.00%	0	0.00%
Abnormal Defibrillation Impedance	0	0.00%	1	0.05%
Extracardiac Stimulation	0	0.00%	0	0.00%
Other	0	0.00%	0	0.00%
Total	10	0.52%	8	0.42%
Total Returned for Analysis	0		0	

Malffunctions	Qty.	Rate
Conductor Fracture	0	0.00%
Clavicular Crush	0	0.00%
In the Pocket	0	0.00%
Intravascular	0	0.00%
Insulation Breach	0	0.00%
Lead-to-Can Contact	0	0.00%
Lead-to-Lead Contact	0	0.00%
Clavicular Crush	0	0.00%
Externalized Conductors	0	0.00%
Other	0	0.00%
Crimps, Welds & Bonds	0	0.00%
Other	0	0.00%
Extrinsic Factors	0	0.00%
Total	0	0.00%



Year	at 7 months									
Survival Probability	99.39%									
± 1 standard error	0.25%									
Sample Size	220									

*Optim™ lead insulation is a copolymer of silicone and polyurethane.

Customer Reported Performance Data

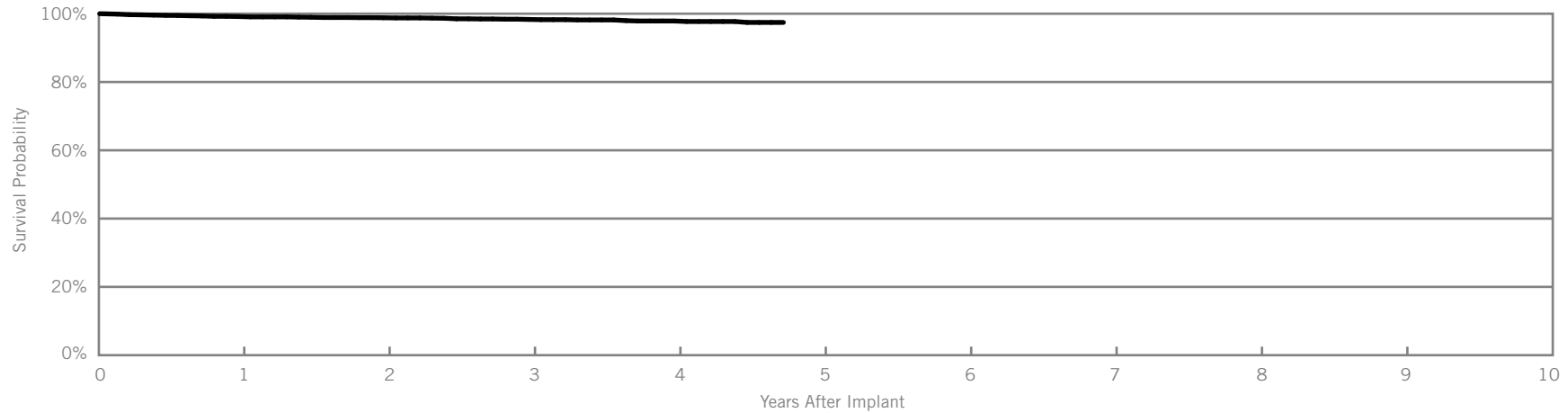
Durata™ DF4

Models 7170Q & 7171Q

US Regulatory Approval	July 2009
Registered US Implants	4,577
Estimated Active US Implants	3,278
Insulation	Optim™*
Type and/or Fixation	Dual Coil, Passive
Polarity	Bipolar
Steroid	Yes
Number of US Advisories	None

	Acute Observations (Post Implant, ≤30 days)		Chronic Complications (>30 days)	
	Qty.	Rate	Qty.	Rate
Cardiac Perforation	4	0.09%	1	0.02%
Conductor Fracture	1	0.02%	3	0.07%
Lead Dislodgement	10	0.22%	16	0.35%
Failure to Capture	5	0.11%	25	0.55%
Oversensing	3	0.07%	15	0.33%
Failure to Sense	0	0.00%	0	0.00%
Insulation Breach	0	0.00%	2	0.04%
Abnormal Pacing Impedance	1	0.02%	6	0.13%
Abnormal Defibrillation Impedance	0	0.00%	5	0.11%
Extracardiac Stimulation	0	0.00%	0	0.00%
Other	1	0.02%	0	0.00%
Total	25	0.55%	73	1.59%
Total Returned for Analysis	13		26	

Malffunctions	Qty.	Rate
Conductor Fracture	1	0.02%
Clavicular Crush	0	0.00%
In the Pocket	0	0.00%
Intravascular	1	0.02%
Insulation Breach	1	0.02%
Lead-to-Can Contact	0	0.00%
Lead-to-Lead Contact	1	0.02%
Clavicular Crush	0	0.00%
Externalized Conductors	0	0.00%
Other	0	0.00%
Crimps, Welds & Bonds	0	0.00%
Other	0	0.00%
Extrinsic Factors	27	0.59%
Total	29	0.63%



Year	1	2	3	4	at 57 months				
Survival Probability	99.17%	98.81%	98.32%	97.86%	97.44%				
± 1 standard error	0.14%	0.18%	0.24%	0.32%	0.44%				
Sample Size	3,870	2,700	1,830	1,070	220				

*Optim™ lead insulation is a copolymer of silicone and polyurethane.

Actively Monitored Study Data

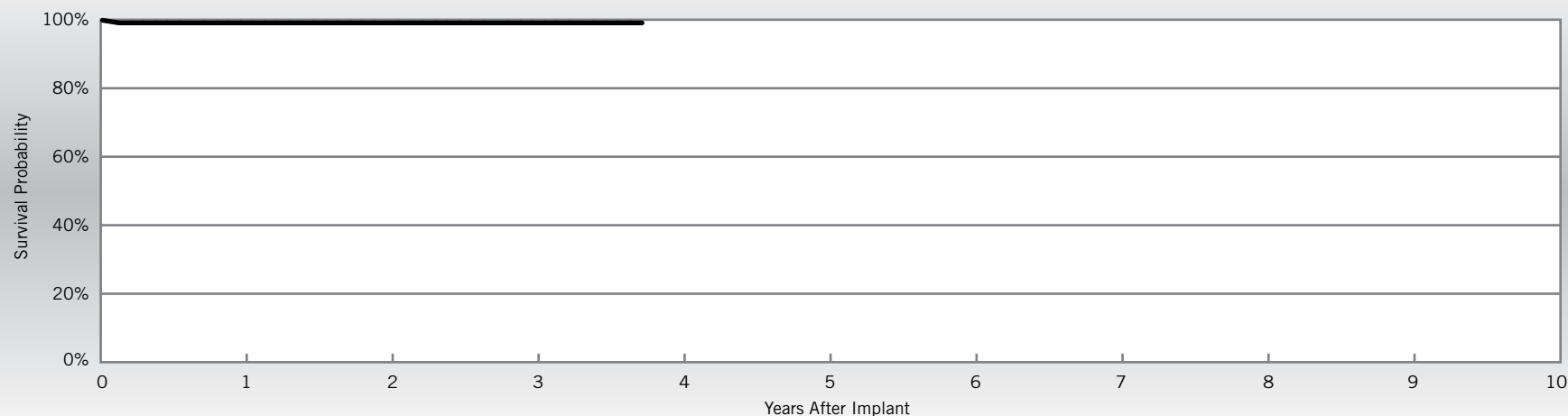
Durata™ DF4

Models 7170Q & 7171Q

US Regulatory Approval	July 2009
Number of Devices Enrolled in Study	113
Active Devices Enrolled in Study	72
Cumulative Months of Follow-up	4,243
Insulation	Optim™*
Type and/or Fixation	Dual Coil, Passive
Polarity	Bipolar
Steroid	Yes

Qualifying Complications	Qty.	Rate
Conductor Fracture	1	0.88%
Lead Dislodgement	1	0.88%

Malfunctions	Qty	Rate
Conductor Fracture	0	0.00%
Clavicular Crush	0	0.00%
In the Pocket	0	0.00%
Intravascular	0	0.00%
Insulation Breach	0	0.00%
Lead-to-Can Contact	0	0.00%
Lead-to-Lead Contact	0	0.00%
Clavicular Crush	0	0.00%
Externalized Conductors	0	0.00%
Other	0	0.00%
Crimps, Welds & Bonds	0	0.00%
Other	0	0.00%
Extrinsic Factors	2	1.77%
Total	2	1.77%



Year	1	2	3	at 45 months						
Survival Probability	99.08%	99.08%	99.08%	99.08%						
± 1 standard error	0.91%	0.91%	0.91%	0.91%						
Sample Size	110	100	80	50						

*Optim™ lead insulation is a copolymer of silicone and polyurethane.

Customer Reported Performance Data

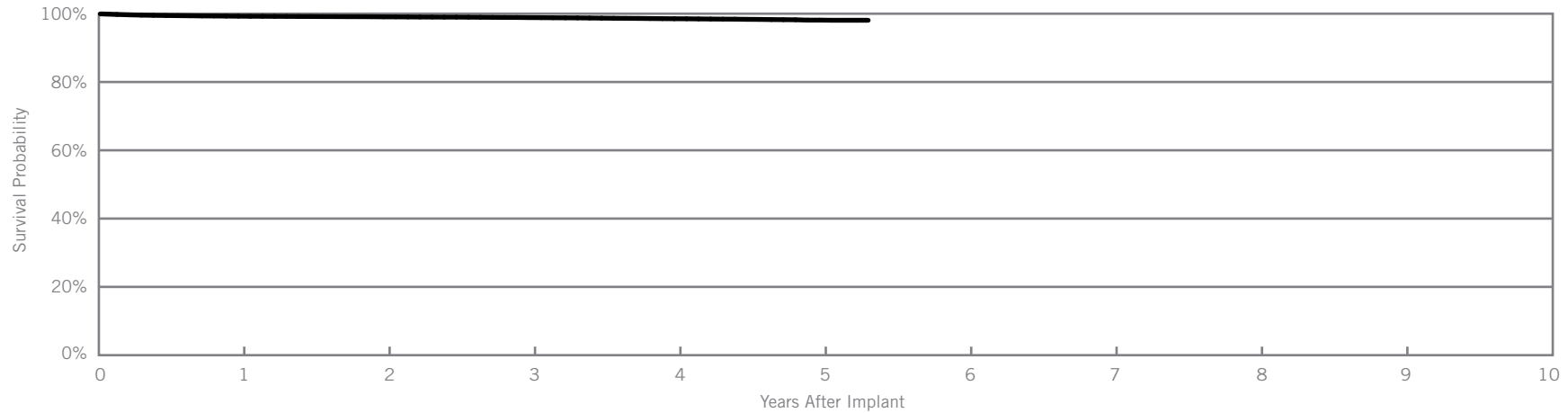
Durata™ DF4

Models 7120Q & 7121Q

US Regulatory Approval	January 2009
Registered US Implants	102,691
Estimated Active US Implants	78,246
Insulation	Optim™*
Type and/or Fixation	Dual Coil, Active
Polarity	Bipolar
Steroid	Yes
Number of US Advisories	None

	Acute Observations (Post Implant, ≤30 days)		Chronic Complications (>30 days)	
	Qty.	Rate	Qty.	Rate
Cardiac Perforation	63	0.06%	28	0.03%
Conductor Fracture	1	<0.01%	51	0.05%
Lead Dislodgement	201	0.20%	430	0.42%
Failure to Capture	92	0.09%	288	0.28%
Oversensing	39	0.04%	221	0.22%
Failure to Sense	9	<0.01%	38	0.04%
Insulation Breach	0	0.00%	14	0.01%
Abnormal Pacing Impedance	5	<0.01%	36	0.04%
Abnormal Defibrillation Impedance	8	<0.01%	115	0.11%
Extracardiac Stimulation	4	<0.01%	4	<0.01%
Other	20	0.02%	44	0.04%
Total	442	0.43%	1269	1.24%
Total Returned for Analysis	202		600	

Malffunctions	Qty.	Rate
Conductor Fracture	18	0.02%
Clavicular Crush	2	<0.01%
In the Pocket	4	<0.01%
Intravascular	12	0.01%
Insulation Breach	63	0.06%
Lead-to-Can Contact	33	0.03%
Lead-to-Lead Contact	8	<0.01%
Clavicular Crush	9	<0.01%
Externalized Conductors	0	0.00%
Other	13	0.01%
Crimps, Welds & Bonds	2	<0.01%
Other	30	0.03%
Extrinsic Factors	525	0.51%
Total	638	0.62%



Year	1	2	3	4	5	at 64 months			
Survival Probability	99.27%	99.08%	98.86%	98.52%	98.12%	98.08%			
± 1 standard error	0.03%	0.03%	0.04%	0.05%	0.09%	0.10%			
Sample Size	90,100	67,270	47,070	27,760	10,550	610			

*Optim™ lead insulation is a copolymer of silicone and polyurethane.

Actively Monitored Study Data

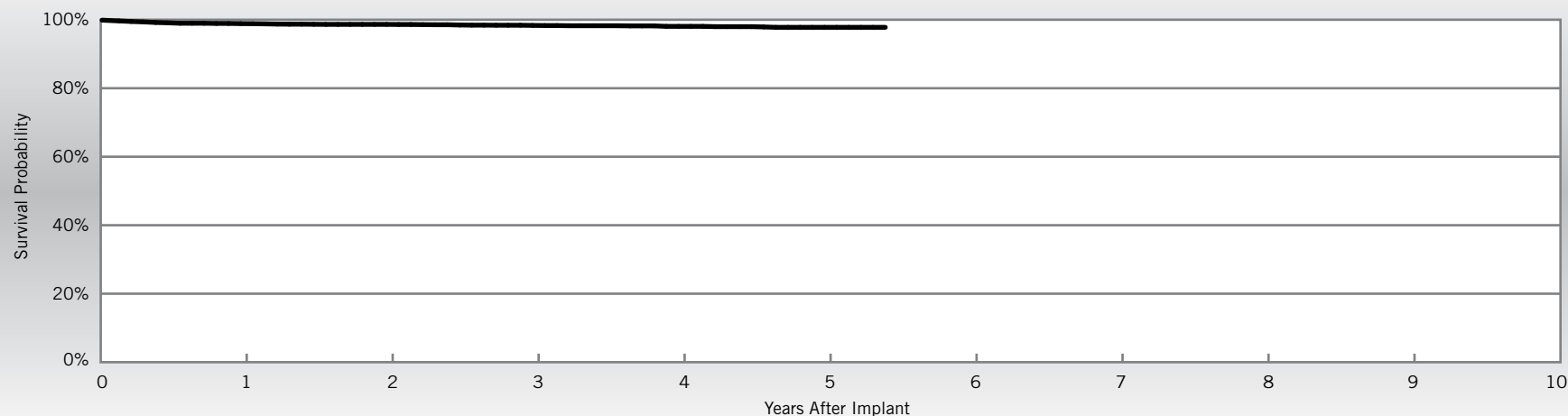
Durata™ DF4

Models 7120Q & 7121Q

US Regulatory Approval	January 2009
Number of Devices Enrolled in Study	4,269
Active Devices Enrolled in Study	2,703
Cumulative Months of Follow-up	151,569
Insulation	Optim™*
Type and/or Fixation	Dual Coil, Active
Polarity	Bipolar
Steroid	Yes

Qualifying Complications	Qty.	Rate
Abnormal Defibrillation Impedance	3	0.07%
Cardiac Perforation	1	0.02%
Conductor Fracture	5	0.12%
Failure to Capture	12	0.28%
Failure to Sense	3	0.07%
Inappropriate Shock	4	0.09%
Insulation Breach	1	0.02%
Lead Dislodgement	37	0.87%
Oversensing	4	0.09%

Malfunctions	Qty	Rate
Conductor Fracture	4	0.09%
Clavicular Crush	0	0.00%
In the Pocket	2	0.05%
Intravascular	2	0.05%
Insulation Breach	1	0.02%
Lead-to-Can Contact	1	0.02%
Lead-to-Lead Contact	0	0.00%
Clavicular Crush	0	0.00%
Externalized Conductors	0	0.00%
Other	0	0.00%
Crimps, Welds & Bonds	0	0.00%
Other	1	0.02%
Extrinsic Factors	39	0.91%
Total	45	1.05%



Year	1	2	3	4	5	at 65 months				
Survival Probability	98.87%	98.64%	98.34%	98.06%	97.78%	97.78%				
± 1 standard error	0.16%	0.18%	0.21%	0.25%	0.30%	0.30%				
Sample Size	3,990	3,340	2,630	1,830	920	80				

*Optim™ lead insulation is a copolymer of silicone and polyurethane.

Customer Reported Performance Data

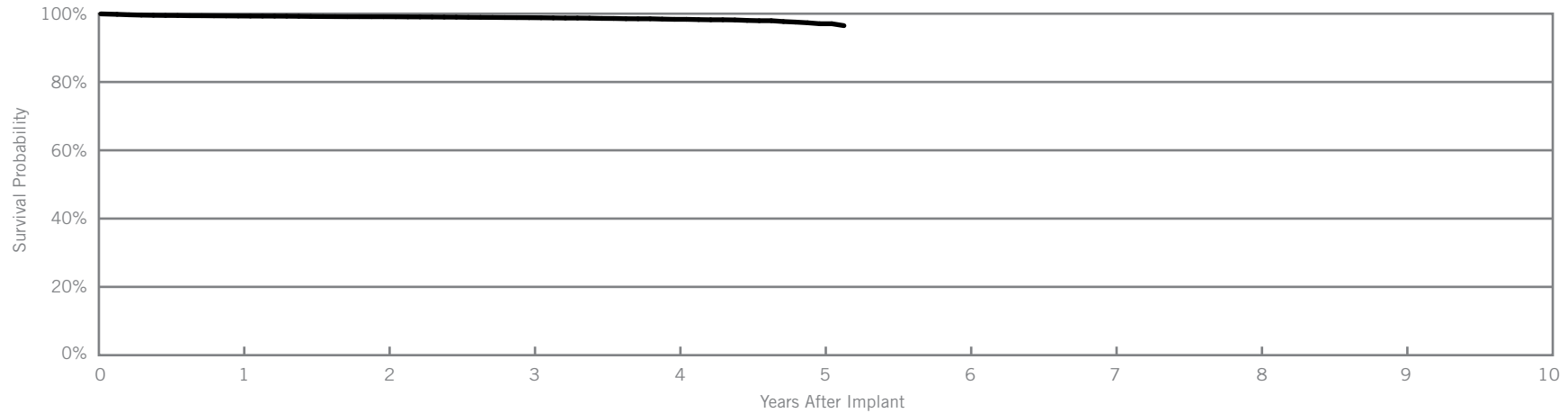
Durata™ DF4

Model 7122Q

US Regulatory Approval	January 2009
Registered US Implants	45,318
Estimated Active US Implants	39,076
Insulation	Optim™*
Type and/or Fixation	Single Coil, Active
Polarity	Bipolar
Steroid	Yes
Number of US Advisories	None

	Acute Observations (Post Implant, ≤30 days)		Chronic Complications (>30 days)	
	Qty.	Rate	Qty.	Rate
Cardiac Perforation	47	0.10%	24	0.05%
Conductor Fracture	2	<0.01%	16	0.04%
Lead Dislodgement	89	0.20%	161	0.36%
Failure to Capture	39	0.09%	85	0.19%
Oversensing	17	0.04%	77	0.17%
Failure to Sense	6	0.01%	16	0.04%
Insulation Breach	0	0.00%	5	0.01%
Abnormal Pacing Impedance	4	<0.01%	19	0.04%
Abnormal Defibrillation Impedance	2	<0.01%	26	0.06%
Extracardiac Stimulation	3	<0.01%	4	<0.01%
Other	14	0.03%	20	0.04%
Total	223	0.49%	453	1.00%
Total Returned for Analysis	100		219	

Malfunctions	Qty.	Rate
Conductor Fracture	5	0.01%
Clavicular Crush	0	0.00%
In the Pocket	4	<0.01%
Intravascular	1	<0.01%
Insulation Breach	21	0.05%
Lead-to-Can Contact	12	0.03%
Lead-to-Lead Contact	5	0.01%
Clavicular Crush	1	<0.01%
Externalized Conductors	0	0.00%
Other	3	<0.01%
Crimps, Welds & Bonds	0	0.00%
Other	11	0.02%
Extrinsic Factors	203	0.45%
Total	240	0.53%



Year	1	2	3	4	5	at 62 months			
Survival Probability	99.33%	99.12%	98.84%	98.35%	97.06%	96.50%			
± 1 standard error	0.04%	0.05%	0.07%	0.12%	0.37%	0.46%			
Sample Size	36,110	20,740	11,000	5,130	1,570	210			

*Optim™ lead insulation is a copolymer of silicone and polyurethane.

Actively Monitored Study Data

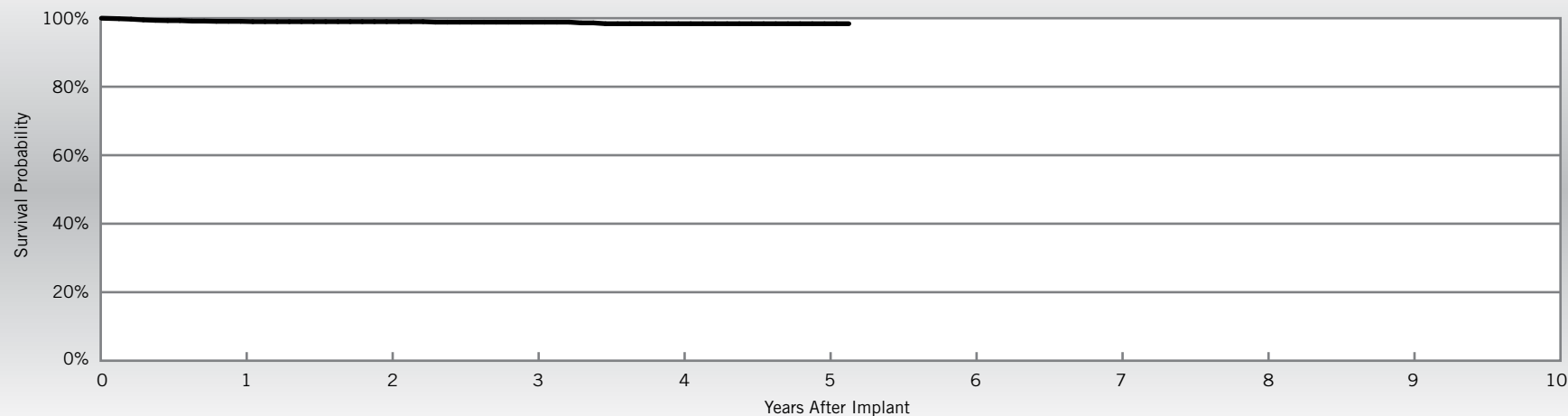
Durata™ DF4

Model 7122Q

US Regulatory Approval	January 2009
Number of Devices Enrolled in Study	1,499
Active Devices Enrolled in Study	1,074
Cumulative Months of Follow-up	42,716
Insulation	Optim™*
Type and/or Fixation	Single Coil, Active
Polarity	Bipolar
Steroid	Yes

Qualifying Complications	Qty.	Rate
Abnormal Defibrillation Impedance	1	0.07%
Conductor Fracture	1	0.07%
Failure to Capture	6	0.40%
Lead Dislodgement	7	0.47%
Pericardial Effusion	2	0.13%

Malfunctions	Qty	Rate
Conductor Fracture	1	0.07%
Clavicular Crush	1	0.07%
In the Pocket	0	0.00%
Intravascular	0	0.00%
Insulation Breach	1	0.07%
Lead-to-Can Contact	1	0.07%
Lead-to-Lead Contact	0	0.00%
Clavicular Crush	0	0.00%
Externalized Conductors	0	0.00%
Other	0	0.00%
Crimps, Welds & Bonds	0	0.00%
Other	0	0.00%
Extrinsic Factors	14	0.93%
Total	16	1.07%



Year	1	2	3	4	5	at 62 months			
Survival Probability	99.09%	99.01%	98.86%	98.40%	98.40%	98.40%			
± 1 standard error	0.25%	0.26%	0.30%	0.45%	0.45%	0.45%			
Sample Size	1,400	1,020	640	410	180	70			

*Optim™ lead insulation is a copolymer of silicone and polyurethane.

Customer Reported Performance Data

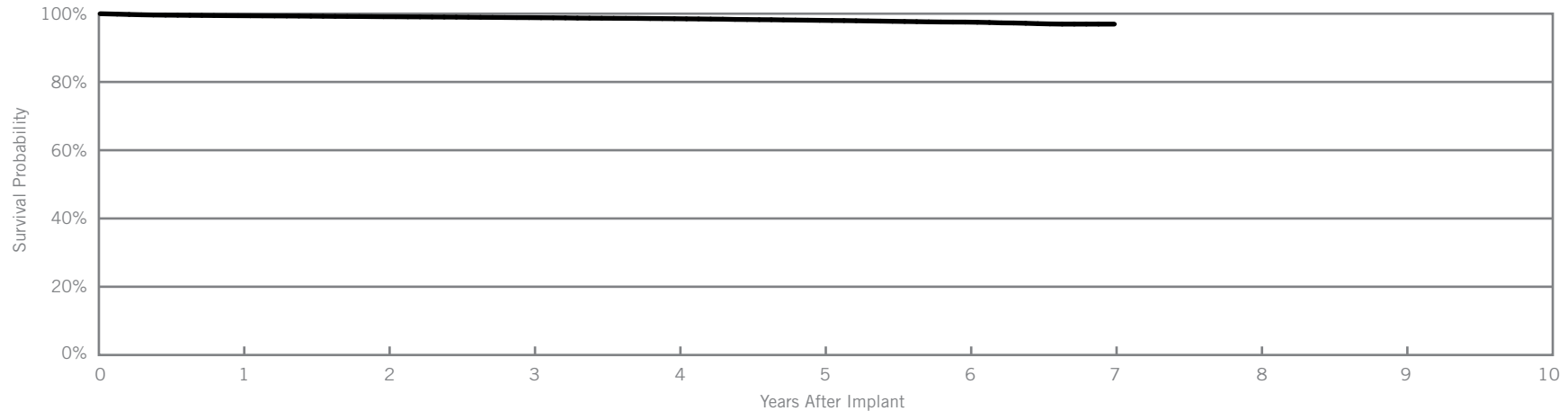
Durata™

Models 7120 & 7121

US Regulatory Approval	September 2007
Registered US Implants	58,721
Estimated Active US Implants	33,630
Insulation	Optim™*
Type and/or Fixation	Dual Coil, Active
Polarity	Bipolar
Steroid	Yes
Number of US Advisories	None

	Acute Observations (Post Implant, ≤30 days)		Chronic Complications (>30 days)	
	Qty.	Rate	Qty.	Rate
Cardiac Perforation	38	0.06%	14	0.02%
Conductor Fracture	1	<0.01%	94	0.16%
Lead Dislodgement	80	0.14%	188	0.32%
Failure to Capture	24	0.04%	174	0.30%
Oversensing	48	0.08%	348	0.59%
Failure to Sense	5	<0.01%	44	0.07%
Insulation Breach	0	0.00%	27	0.05%
Abnormal Pacing Impedance	1	<0.01%	106	0.18%
Abnormal Defibrillation Impedance	19	0.03%	151	0.26%
Extracardiac Stimulation	1	<0.01%	0	0.00%
Other	22	0.04%	31	0.05%
Total	239	0.41%	1177	2.00%
Total Returned for Analysis	89		392	

Malfunctions	Qty.	Rate
Conductor Fracture	29	0.05%
Clavicular Crush	2	<0.01%
In the Pocket	20	0.03%
Intravascular	7	0.01%
Insulation Breach	74	0.13%
Lead-to-Can Contact	38	0.06%
Lead-to-Lead Contact	16	0.03%
Clavicular Crush	9	0.02%
Externalized Conductors	0	0.00%
Other	11	0.02%
Crimps, Welds & Bonds	1	<0.01%
Other	9	0.02%
Extrinsic Factors	311	0.53%
Total	424	0.72%



Year	1	2	3	4	5	6	7		
Survival Probability	99.41%	99.12%	98.85%	98.53%	98.05%	97.54%	96.95%		
± 1 standard error	0.03%	0.04%	0.05%	0.06%	0.07%	0.09%	0.15%		
Sample Size	53,910	45,760	39,420	33,050	25,870	15,430	250		

*Optim™ lead insulation is a copolymer of silicone and polyurethane.

Actively Monitored Study Data

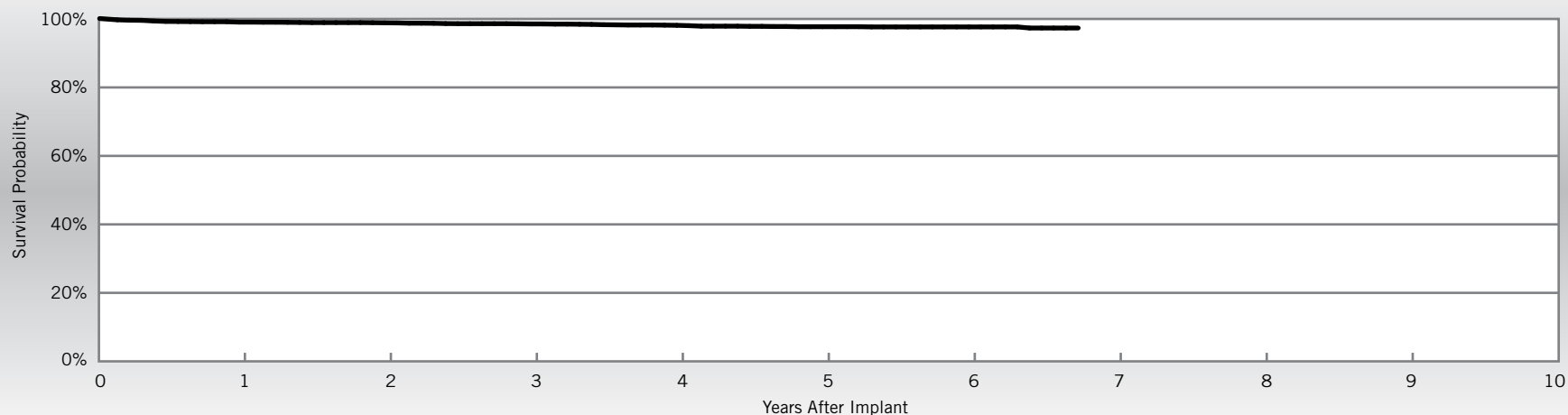
Durata™

Models 7120 & 7121

US Regulatory Approval	September 2007
Number of Devices Enrolled in Study	3,584
Active Devices Enrolled in Study	1,779
Cumulative Months of Follow-up	172,859
Insulation	Optim™*
Type and/or Fixation	Dual Coil, Active
Polarity	Bipolar
Steroid	Yes

Qualifying Complications	Qty.	Rate
Abnormal Pacing Impedance	7	0.20%
Conductor Fracture	10	0.28%
Failure to Capture	12	0.33%
Failure to Sense	2	0.06%
Inappropriate Shock	3	0.08%
Insulation Breach	7	0.20%
Lead Dislodgement	19	0.53%
Oversensing	6	0.17%

Malfunctions	Qty	Rate
Conductor Fracture	1	0.03%
Clavicular Crush	0	0.00%
In the Pocket	1	0.03%
Intravascular	0	0.00%
Insulation Breach	9	0.25%
Lead-to-Can Contact	4	0.11%
Lead-to-Lead Contact	4	0.11%
Clavicular Crush	0	0.00%
Externalized Conductors	0	0.00%
Other	1	0.03%
Crimps, Welds & Bonds	0	0.00%
Other	1	0.03%
Extrinsic Factors	22	0.61%
Total	33	0.92%



Year	1	2	3	4	5	6	at 81 months			
Survival Probability	99.07%	98.87%	98.54%	98.14%	97.73%	97.67%	97.35%			
± 1 standard error	0.15%	0.18%	0.21%	0.25%	0.29%	0.29%	0.43%			
Sample Size	3,390	2,990	2,610	2,240	1,880	1,160	80			

*Optim™ lead insulation is a copolymer of silicone and polyurethane.

Customer Reported Performance Data

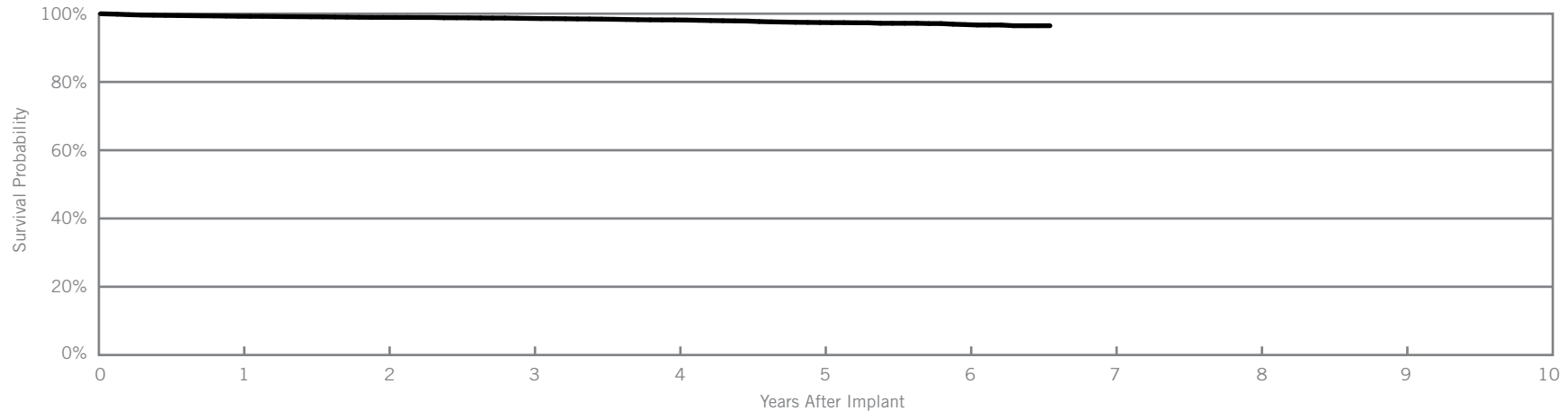
Durata™

Model 7122

US Regulatory Approval	September 2007
Registered US Implants	12,867
Estimated Active US Implants	8,158
Insulation	Optim™*
Type and/or Fixation	Single Coil, Active
Polarity	Bipolar
Steroid	Yes
Number of US Advisories	None

	Acute Observations (Post Implant, ≤30 days)		Chronic Complications (>30 days)	
	Qty.	Rate	Qty.	Rate
Cardiac Perforation	10	0.08%	2	0.02%
Conductor Fracture	1	<0.01%	16	0.12%
Lead Dislodgement	17	0.13%	44	0.34%
Failure to Capture	14	0.11%	42	0.33%
Oversensing	8	0.06%	55	0.43%
Failure to Sense	0	0.00%	7	0.05%
Insulation Breach	0	0.00%	16	0.12%
Abnormal Pacing Impedance	2	0.02%	20	0.16%
Abnormal Defibrillation Impedance	1	<0.01%	17	0.13%
Extracardiac Stimulation	1	<0.01%	0	0.00%
Other	0	0.00%	6	0.05%
Total	54	0.42%	225	1.75%
Total Returned for Analysis	27		121	

Malfunctions	Qty.	Rate
Conductor Fracture	13	0.10%
Clavicular Crush	0	0.00%
In the Pocket	10	0.08%
Intravascular	3	0.02%
Insulation Breach	34	0.26%
Lead-to-Can Contact	20	0.16%
Lead-to-Lead Contact	8	0.06%
Clavicular Crush	0	0.00%
Externalized Conductors	1	<0.01%
Other	5	0.04%
Crimps, Welds & Bonds	0	0.00%
Other	4	0.03%
Extrinsic Factors	91	0.71%
Total	142	1.10%



Year	1	2	3	4	5	6	at 79 months			
Survival Probability	99.25%	98.93%	98.61%	98.18%	97.41%	96.81%	96.47%			
± 1 standard error	0.08%	0.10%	0.12%	0.15%	0.20%	0.28%	0.39%			
Sample Size	11,400	8,950	7,200	5,430	3,550	1,740	200			

*Optim™ lead insulation is a copolymer of silicone and polyurethane.

Actively Monitored Study Data

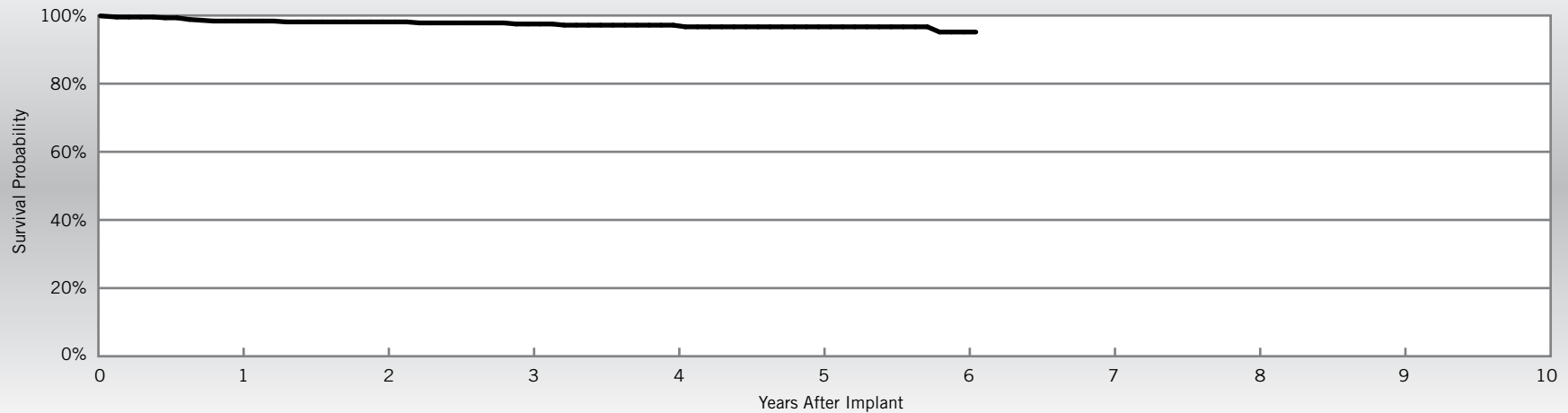
Durata™

Model 7122

US Regulatory Approval	September 2007
Number of Devices Enrolled in Study	445
Active Devices Enrolled in Study	270
Cumulative Months of Follow-up	19,855
Insulation	Optim™*
Type and/or Fixation	Single Coil, Active
Polarity	Bipolar
Steroid	Yes

Qualifying Complications	Qty.	Rate
Abnormal Pacing Impedance	2	0.45%
Conductor Fracture	4	0.90%
Failure to Capture	1	0.22%
Failure to Sense	1	0.22%
Lead Dislodgement	4	0.90%
Oversensing	1	0.22%

Malfunctions	Qty	Rate
Conductor Fracture	2	0.45%
Clavicular Crush	0	0.00%
In the Pocket	1	0.22%
Intravascular	1	0.22%
Insulation Breach	0	0.00%
Lead-to-Can Contact	0	0.00%
Lead-to-Lead Contact	0	0.00%
Clavicular Crush	0	0.00%
Externalized Conductors	0	0.00%
Other	0	0.00%
Crimps, Welds & Bonds	0	0.00%
Other	0	0.00%
Extrinsic Factors	4	0.90%
Total	6	1.35%



Year	1	2	3	4	5	6	at 73 months			
Survival Probability	98.37%	98.12%	97.51%	97.17%	96.68%	95.15%	95.15%			
± 1 standard error	0.61%	0.66%	0.78%	0.85%	0.98%	1.80%	1.80%			
Sample Size	430	380	330	250	170	100	50			

*Optim™ lead insulation is a copolymer of silicone and polyurethane.

Customer Reported Performance Data

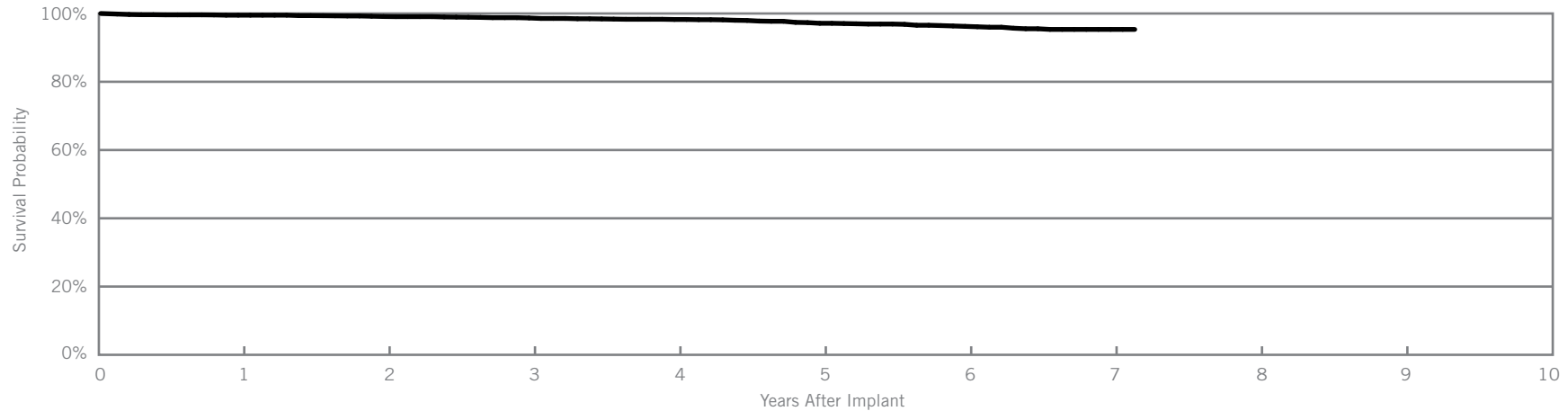
Riata™ ST Optim™

Models 7070 & 7071

US Regulatory Approval	July 2006
Registered US Implants	3,310
Estimated Active US Implants	1,766
Insulation	Optim*
Type and/or Fixation	Dual Coil, Passive
Polarity	Bipolar
Steroid	Yes
Number of US Advisories	None

	Acute Observations (Post Implant, ≤30 days)		Chronic Complications (>30 days)	
	Qty.	Rate	Qty.	Rate
Cardiac Perforation	3	0.09%	3	0.09%
Conductor Fracture	1	0.03%	16	0.48%
Lead Dislodgement	4	0.12%	12	0.36%
Failure to Capture	5	0.15%	20	0.60%
Oversensing	4	0.12%	37	1.12%
Failure to Sense	3	0.09%	2	0.06%
Insulation Breach	0	0.00%	5	0.15%
Abnormal Pacing Impedance	0	0.00%	8	0.24%
Abnormal Defibrillation Impedance	0	0.00%	9	0.27%
Extracardiac Stimulation	0	0.00%	1	0.03%
Other	0	0.00%	2	0.06%
Total	20	0.60%	115	3.47%
Total Returned for Analysis	6		25	

Malfunctions	Qty.	Rate
Conductor Fracture	1	0.03%
Clavicular Crush	0	0.00%
In the Pocket	0	0.00%
Intravascular	1	0.03%
Insulation Breach	8	0.24%
Lead-to-Can Contact	3	0.09%
Lead-to-Lead Contact	2	0.06%
Clavicular Crush	1	0.03%
Externalized Conductors	1	0.03%
Other	1	0.03%
Crimps, Welds & Bonds	0	0.00%
Other	0	0.00%
Extrinsic Factors	15	0.45%
Total	24	0.73%



Year	1	2	3	4	5	6	7	at 86 months		
Survival Probability	99.51%	99.12%	98.69%	98.25%	97.13%	96.23%	95.34%	95.34%		
± 1 standard error	0.13%	0.17%	0.21%	0.26%	0.35%	0.45%	0.59%	0.59%		
Sample Size	3,040	2,610	2,320	1,980	1,610	1,130	530	220		

*Optim™ lead insulation is a copolymer of silicone and polyurethane.

Actively Monitored Study Data

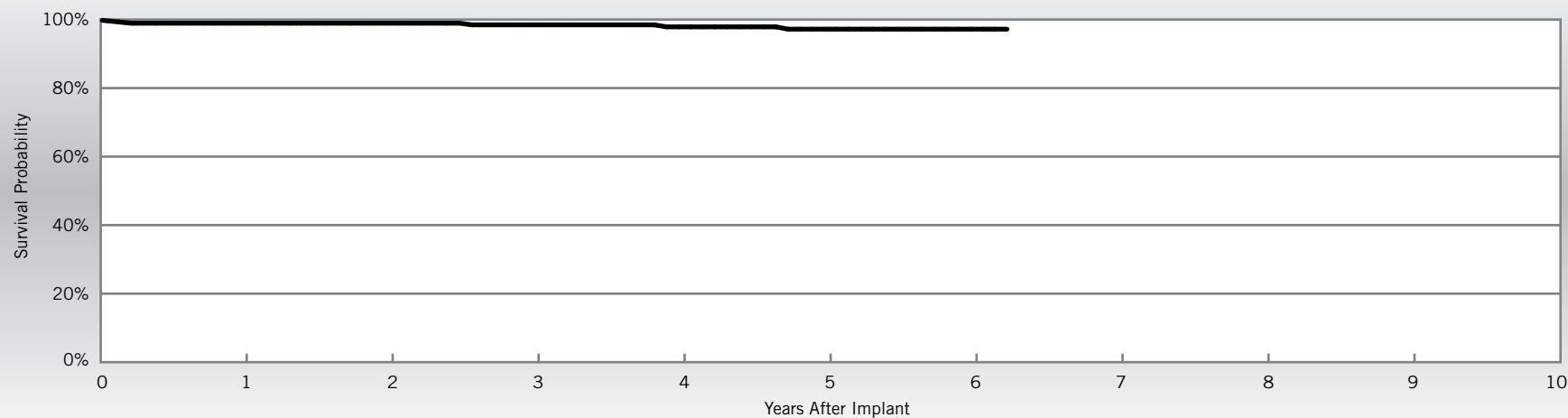
Riata™ ST Optim™

Models 7070 & 7071

US Regulatory Approval	July 2006
Number of Devices Enrolled in Study	288
Active Devices Enrolled in Study	132
Cumulative Months of Follow-up	14,049
Insulation	Optim*
Type and/or Fixation	Dual Coil, Passive
Polarity	Bipolar
Steroid	Yes

Qualifying Complications	Qty.	Rate
Abnormal Defibrillation Impedance	1	0.35%
Cardiac Perforation	1	0.35%
Conductor Fracture	2	0.69%
Failure to Capture	1	0.35%
Lead Dislodgement	1	0.35%

Malfunctions	Qty	Rate
Conductor Fracture	0	0.00%
Clavicular Crush	0	0.00%
In the Pocket	0	0.00%
Intravascular	0	0.00%
Insulation Breach	0	0.00%
Lead-to-Can Contact	0	0.00%
Lead-to-Lead Contact	0	0.00%
Clavicular Crush	0	0.00%
Externalized Conductors	0	0.00%
Other	0	0.00%
Crimps, Welds & Bonds	0	0.00%
Other	0	0.00%
Extrinsic Factors	1	0.35%
Total	1	0.35%



Year	1	2	3	4	5	6	at 75 months			
Survival Probability	98.94%	98.94%	98.46%	97.87%	97.20%	97.20%	97.20%			
± 1 standard error	0.61%	0.61%	0.77%	0.96%	1.17%	1.17%	1.17%			
Sample Size	270	240	210	180	150	100	50			

*Optim™ lead insulation is a copolymer of silicone and polyurethane.

Customer Reported Performance Data

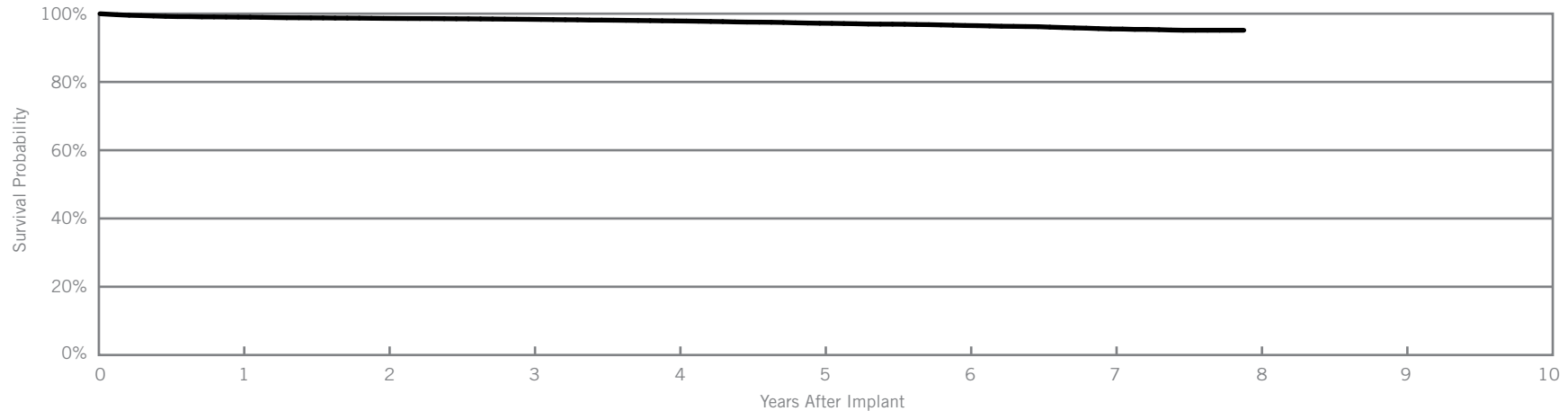
Riata™ ST Optim™

Models 7020 & 7021

US Regulatory Approval	July 2006
Registered US Implants	14,228
Estimated Active US Implants	6,737
Insulation	Optim*
Type and/or Fixation	Dual Coil, Active
Polarity	Bipolar
Steroid	Yes
Number of US Advisories	None

	Acute Observations (Post Implant, ≤30 days)		Chronic Complications (>30 days)	
	Qty.	Rate	Qty.	Rate
Cardiac Perforation	39	0.27%	20	0.14%
Conductor Fracture	0	0.00%	47	0.33%
Lead Dislodgement	37	0.26%	70	0.49%
Failure to Capture	20	0.14%	112	0.79%
Oversensing	20	0.14%	173	1.22%
Failure to Sense	8	0.06%	16	0.11%
Insulation Breach	0	0.00%	18	0.13%
Abnormal Pacing Impedance	1	<0.01%	31	0.22%
Abnormal Defibrillation Impedance	5	0.04%	59	0.41%
Extracardiac Stimulation	5	0.04%	2	0.01%
Other	0	0.00%	26	0.18%
Total	135	0.95%	574	4.03%
Total Returned for Analysis	61		184	

Malfunctions	Qty.	Rate
Conductor Fracture	8	0.06%
Clavicular Crush	1	<0.01%
In the Pocket	2	0.01%
Intravascular	5	0.04%
Insulation Breach	29	0.20%
Lead-to-Can Contact	12	0.08%
Lead-to-Lead Contact	3	0.02%
Clavicular Crush	4	0.03%
Externalized Conductors	0	0.00%
Other	10	0.07%
Crimps, Welds & Bonds	0	0.00%
Other	0	0.00%
Extrinsic Factors	151	1.06%
Total	188	1.32%



Year	1	2	3	4	5	6	7	at 95 months		
Survival Probability	99.00%	98.63%	98.35%	97.88%	97.20%	96.54%	95.53%	95.15%		
± 1 standard error	0.08%	0.10%	0.11%	0.13%	0.16%	0.18%	0.23%	0.26%		
Sample Size	13,100	11,290	10,010	8,950	8,020	6,990	5,020	270		

*Optim™ lead insulation is a copolymer of silicone and polyurethane.

Actively Monitored Study Data

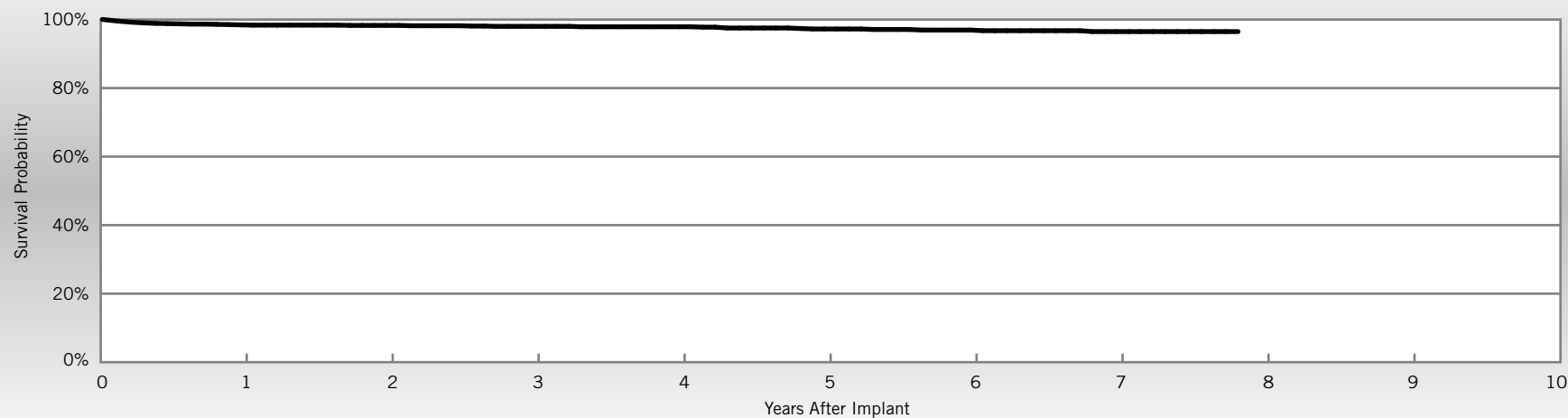
Riata™ ST Optim™

Models 7020 & 7021

US Regulatory Approval	July 2006
Number of Devices Enrolled in Study	1,475
Active Devices Enrolled in Study	513
Cumulative Months of Follow-up	76,447
Insulation	Optim*
Type and/or Fixation	Dual Coil, Active
Polarity	Bipolar
Steroid	Yes

Qualifying Complications	Qty	Rate
Abnormal Pacing Impedance	5	0.34%
Cardiac Perforation	1	0.07%
Conductor Fracture	5	0.34%
Failure to Capture	10	0.68%
Failure to Sense	1	0.07%
Insulation Breach	2	0.14%
Lead Dislodgement	9	0.61%
Oversensing	3	0.20%
Skin Erosion	1	0.07%

Malfunctions	Qty	Rate
Conductor Fracture	3	0.20%
Clavicular Crush	0	0.00%
In the Pocket	3	0.20%
Intravascular	0	0.00%
Insulation Breach	2	0.14%
Lead-to-Can Contact	0	0.00%
Lead-to-Lead Contact	0	0.00%
Clavicular Crush	2	0.14%
Externalized Conductors	0	0.00%
Other	0	0.00%
Crimps, Welds & Bonds	0	0.00%
Other	0	0.00%
Extrinsic Factors	13	0.88%
Total	18	1.22%



Year	1	2	3	4	5	6	7	at 94 months		
Survival Probability	98.45%	98.29%	98.01%	97.90%	97.25%	96.93%	96.49%	96.49%		
± 1 standard error	0.32%	0.35%	0.38%	0.40%	0.49%	0.54%	0.62%	0.62%		
Sample Size	1,390	1,200	1,030	890	750	610	410	50		

*Optim™ lead insulation is a copolymer of silicone and polyurethane.

Customer Reported Performance Data

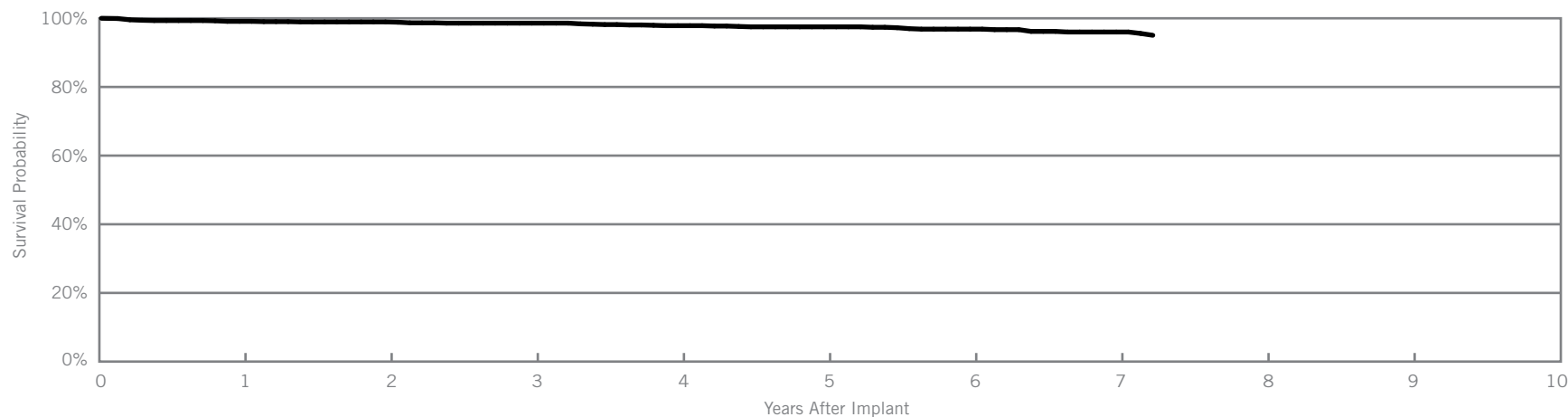
Riata™ ST Optim™

Model 7022

US Regulatory Approval	July 2006
Registered US Implants	1,467
Estimated Active US Implants	727
Insulation	Optim*
Type and/or Fixation	Single Coil, Active
Polarity	Bipolar
Steroid	Yes
Number of US Advisories	None

	Acute Observations (Post Implant, ≤30 days)		Chronic Complications (>30 days)	
	Qty.	Rate	Qty.	Rate
Cardiac Perforation	5	0.34%	3	0.20%
Conductor Fracture	0	0.00%	7	0.48%
Lead Dislodgement	3	0.20%	9	0.61%
Failure to Capture	1	0.07%	6	0.41%
Oversensing	0	0.00%	12	0.82%
Failure to Sense	0	0.00%	1	0.07%
Insulation Breach	0	0.00%	4	0.27%
Abnormal Pacing Impedance	2	0.14%	1	0.07%
Abnormal Defibrillation Impedance	0	0.00%	1	0.07%
Extracardiac Stimulation	0	0.00%	1	0.07%
Other	0	0.00%	1	0.07%
Total	11	0.75%	46	3.14%
Total Returned for Analysis	4		17	

Malfunctions	Qty.	Rate
Conductor Fracture	3	0.20%
Clavicular Crush	0	0.00%
In the Pocket	2	0.14%
Intravascular	1	0.07%
Insulation Breach	5	0.34%
Lead-to-Can Contact	4	0.27%
Lead-to-Lead Contact	0	0.00%
Clavicular Crush	0	0.00%
Externalized Conductors	0	0.00%
Other	1	0.07%
Crimps, Welds & Bonds	0	0.00%
Other	0	0.00%
Extrinsic Factors	14	0.95%
Total	22	1.50%



Year	1	2	3	4	5	6	7	at 87 months
Survival Probability	99.11%	98.95%	98.59%	97.85%	97.51%	96.84%	96.00%	95.05%
± 1 standard error	0.26%	0.28%	0.33%	0.43%	0.47%	0.56%	0.67%	0.78%
Sample Size	1,360	1,180	1,050	940	840	730	480	200

*Optim™ lead insulation is a copolymer of silicone and polyurethane.

Customer Reported Performance Data

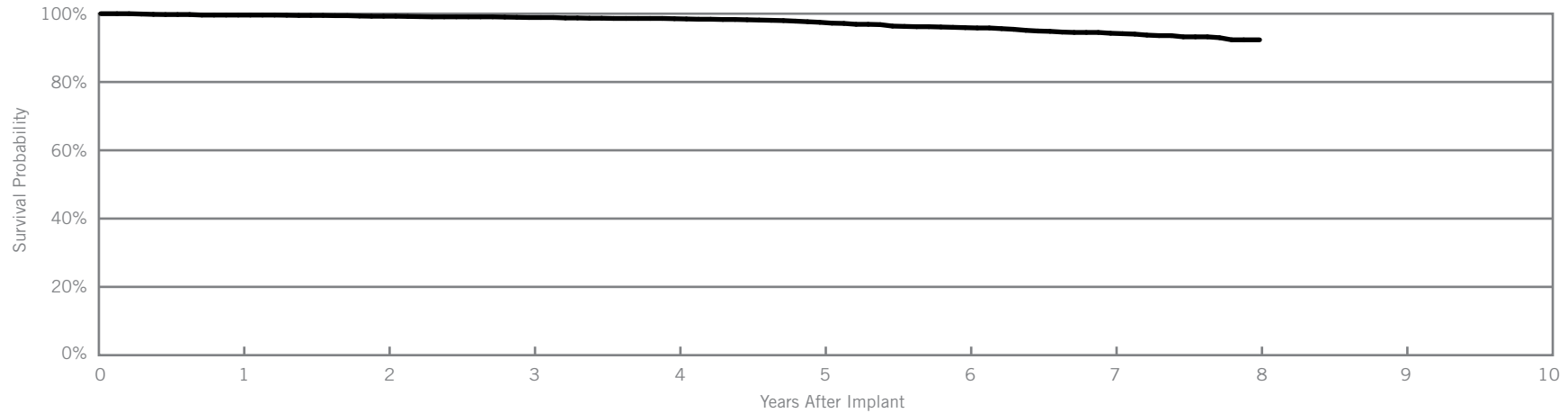
Riata™ ST

Models 7010 & 7011

US Regulatory Approval	March 2006
Registered US Implants	2,199
Estimated Active US Implants	967
Insulation	Silicone
Type and/or Fixation	Dual Coil, Active
Polarity	Integrated Bipolar
Steroid	Yes
Number of US Advisories (see pgs. 304-305)	One

	Acute Observations (Post Implant, ≤30 days)		Chronic Complications (>30 days)	
	Qty.	Rate	Qty.	Rate
Cardiac Perforation	3	0.14%	3	0.14%
Conductor Fracture	0	0.00%	1	0.05%
Lead Dislodgement	1	0.05%	8	0.36%
Failure to Capture	2	0.09%	5	0.23%
Oversensing	2	0.09%	30	1.36%
Failure to Sense	1	0.05%	3	0.14%
Insulation Breach	0	0.00%	32	1.46%
Abnormal Pacing Impedance	1	0.05%	15	0.68%
Abnormal Defibrillation Impedance	0	0.00%	9	0.41%
Extracardiac Stimulation	0	0.00%	0	0.00%
Other	1	0.05%	2	0.09%
Total	11	0.50%	108	4.91%
Total Returned for Analysis	3		23	

Malfunctions	Qty.	Rate
Conductor Fracture	2	0.09%
Clavicular Crush	0	0.00%
In the Pocket	2	0.09%
Intravascular	0	0.00%
Insulation Breach	23	1.05%
Lead-to-Can Contact	5	0.23%
Lead-to-Lead Contact	12	0.55%
Clavicular Crush	1	0.05%
Externalized Conductors	1	0.05%
Other	4	0.18%
Crimps, Welds & Bonds	0	0.00%
Other	0	0.00%
Extrinsic Factors	9	0.41%
Total	34	1.55%



Year	1	2	3	4	5	6	7	8		
Survival Probability	99.60%	99.26%	98.88%	98.53%	97.48%	95.91%	94.27%	92.35%		
± 1 standard error	0.14%	0.20%	0.24%	0.28%	0.39%	0.54%	0.65%	0.92%		
Sample Size	2,040	1,780	1,580	1,400	1,240	1,090	900	220		

Customer Reported Performance Data

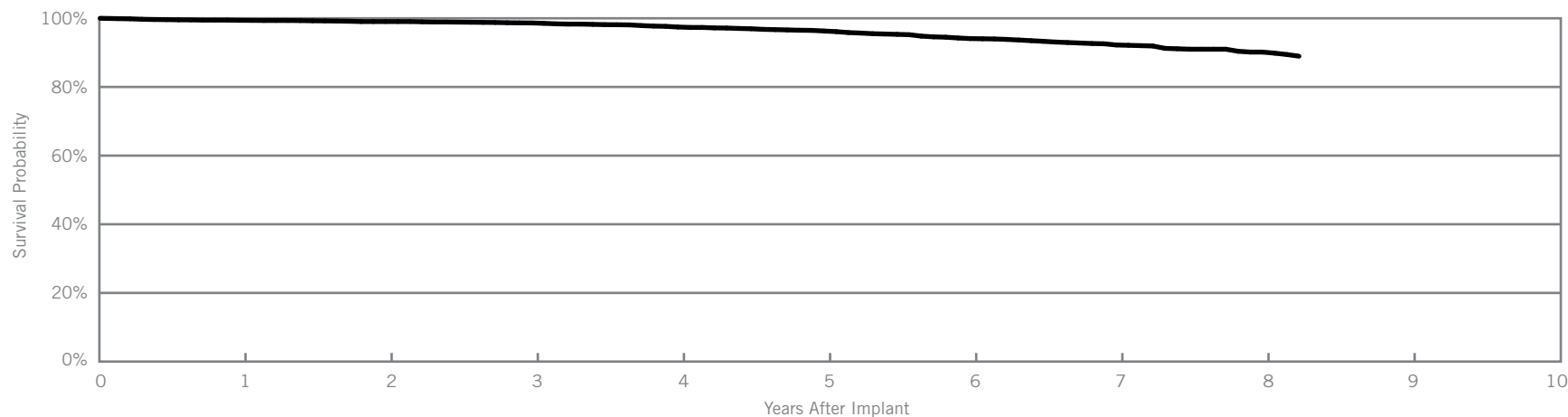
Riata™ ST

Models 7040 & 7041

US Regulatory Approval	March 2006
Registered US Implants	4,054
Estimated Active US Implants	1,827
Insulation	Silicone
Type and/or Fixation	Dual Coil, Passive
Polarity	Bipolar
Steroid	Yes
Number of US Advisories (see pgs. 304-305)	One

	Acute Observations (Post Implant, ≤30 days)		Chronic Complications (>30 days)	
	Qty.	Rate	Qty.	Rate
Cardiac Perforation	4	0.10%	2	0.05%
Conductor Fracture	0	0.00%	26	0.64%
Lead Dislodgement	5	0.12%	4	0.10%
Failure to Capture	1	0.02%	34	0.84%
Oversensing	3	0.07%	71	1.75%
Failure to Sense	0	0.00%	11	0.27%
Insulation Breach	0	0.00%	40	0.99%
Abnormal Pacing Impedance	2	0.05%	10	0.25%
Abnormal Defibrillation Impedance	0	0.00%	15	0.37%
Extracardiac Stimulation	0	0.00%	0	0.00%
Other	1	0.02%	4	0.10%
Total	16	0.39%	217	5.35%
Total Returned for Analysis	3		52	

Malfunctions	Qty.	Rate
Conductor Fracture	4	0.10%
Clavicular Crush	0	0.00%
In the Pocket	1	0.02%
Intravascular	3	0.07%
Insulation Breach	38	0.94%
Lead-to-Can Contact	18	0.44%
Lead-to-Lead Contact	11	0.27%
Clavicular Crush	0	0.00%
Externalized Conductors	2	0.05%
Other	7	0.17%
Crimps, Welds & Bonds	0	0.00%
Other	0	0.00%
Extrinsic Factors	24	0.59%
Total	66	1.63%



Year	1	2	3	4	5	6	7	8	at 99 months
Survival Probability	99.41%	99.05%	98.64%	97.45%	96.30%	94.09%	92.22%	90.16%	88.96%
± 1 standard error	0.12%	0.16%	0.20%	0.28%	0.35%	0.47%	0.57%	0.80%	0.94%
Sample Size	3,760	3,280	2,910	2,580	2,290	1,890	1,340	670	210

Customer Reported Performance Data

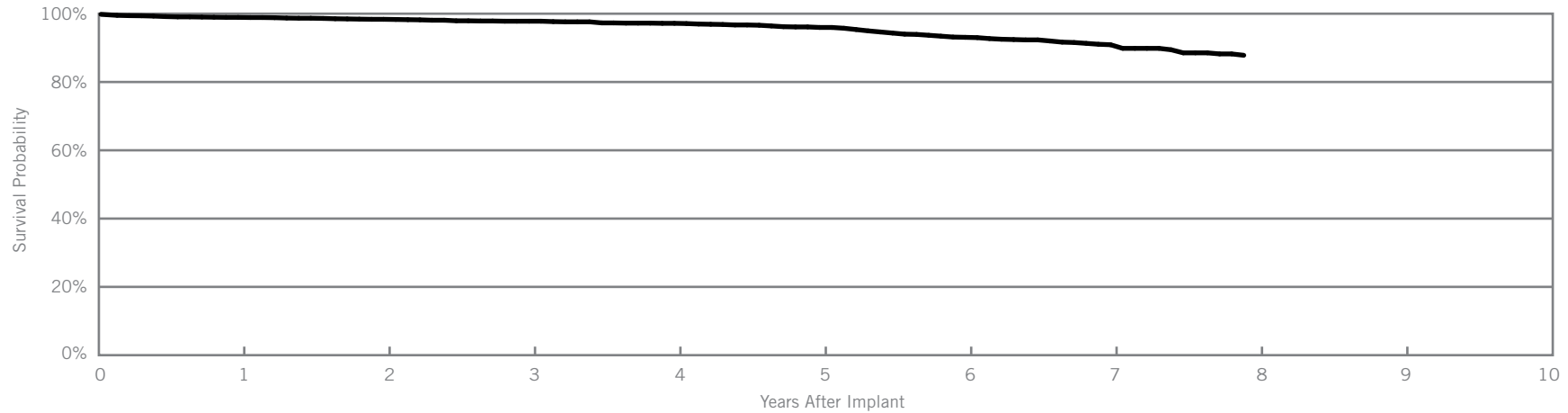
Riata™ ST

Model 7002

US Regulatory Approval	June 2005
Registered US Implants	2,405
Estimated Active US Implants	1,028
Insulation	Silicone
Type and/or Fixation	Single Coil, Active
Polarity	Bipolar
Steroid	Yes
Number of US Advisories (see pgs. 304-305)	One

	Acute Observations (Post Implant, ≤30 days)		Chronic Complications (>30 days)	
	Qty.	Rate	Qty.	Rate
Cardiac Perforation	6	0.25%	5	0.21%
Conductor Fracture	0	0.00%	8	0.33%
Lead Dislodgement	3	0.12%	9	0.37%
Failure to Capture	4	0.17%	15	0.62%
Oversensing	4	0.17%	45	1.87%
Failure to Sense	0	0.00%	2	0.08%
Insulation Breach	0	0.00%	53	2.20%
Abnormal Pacing Impedance	2	0.08%	3	0.12%
Abnormal Defibrillation Impedance	1	0.04%	5	0.21%
Extracardiac Stimulation	0	0.00%	0	0.00%
Other	1	0.04%	5	0.21%
Total	21	0.87%	150	6.24%
Total Returned for Analysis	11		56	

Malfunctions	Qty.	Rate
Conductor Fracture	4	0.17%
Clavicular Crush	0	0.00%
In the Pocket	2	0.08%
Intravascular	2	0.08%
Insulation Breach	50	2.08%
Lead-to-Can Contact	27	1.12%
Lead-to-Lead Contact	11	0.46%
Clavicular Crush	0	0.00%
Externalized Conductors	3	0.12%
Other	9	0.37%
Crimps, Welds & Bonds	0	0.00%
Other	0	0.00%
Extrinsic Factors	22	0.91%
Total	76	3.16%



Year	1	2	3	4	5	6	7	at 95 months		
Survival Probability	98.93%	98.36%	97.80%	97.18%	95.97%	93.08%	90.91%	87.82%		
± 1 standard error	0.22%	0.28%	0.33%	0.38%	0.46%	0.66%	0.80%	1.07%		
Sample Size	2,220	1,930	1,730	1,540	1,370	1,160	830	240		

Customer Reported Performance Data

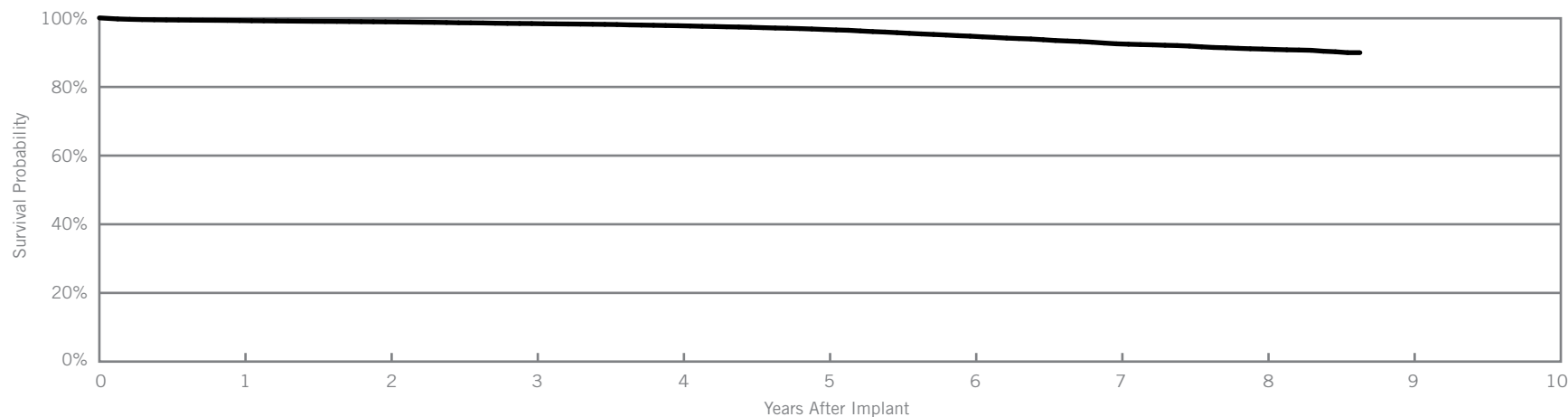
Riata™ ST

Models 7000 & 7001

US Regulatory Approval	June 2005
Registered US Implants	34,844
Estimated Active US Implants	14,697
Insulation	Silicone
Type and/or Fixation	Dual Coil, Active
Polarity	Bipolar
Steroid	Yes
Number of US Advisories (see pgs. 304-305)	One

	Acute Observations (Post Implant, ≤30 days)		Chronic Complications (>30 days)	
	Qty.	Rate	Qty.	Rate
Cardiac Perforation	42	0.12%	28	0.08%
Conductor Fracture	0	0.00%	102	0.29%
Lead Dislodgement	39	0.11%	57	0.16%
Failure to Capture	42	0.12%	229	0.66%
Oversensing	40	0.11%	634	1.82%
Failure to Sense	7	0.02%	54	0.15%
Insulation Breach	1	<0.01%	518	1.49%
Abnormal Pacing Impedance	8	0.02%	86	0.25%
Abnormal Defibrillation Impedance	4	0.01%	112	0.32%
Extracardiac Stimulation	3	<0.01%	3	<0.01%
Other	11	0.03%	82	0.24%
Total	197	0.57%	1905	5.47%
Total Returned for Analysis	96		545	

Malfunctions	Qty.	Rate
Conductor Fracture	22	0.06%
Clavicular Crush	4	0.01%
In the Pocket	7	0.02%
Intravascular	11	0.03%
Insulation Breach	423	1.21%
Lead-to-Can Contact	224	0.64%
Lead-to-Lead Contact	110	0.32%
Clavicular Crush	10	0.03%
Externalized Conductors	25	0.07%
Other	54	0.15%
Crimps, Welds & Bonds	1	<0.01%
Other	0	0.00%
Extrinsic Factors	250	0.72%
Total	696	2.00%



Year	1	2	3	4	5	6	7	8	at 104 months
Survival Probability	99.34%	98.97%	98.47%	97.84%	96.74%	94.80%	92.57%	91.04%	89.99%
± 1 standard error	0.04%	0.06%	0.07%	0.09%	0.11%	0.15%	0.19%	0.23%	0.35%
Sample Size	32,440	28,380	25,230	22,390	19,790	17,230	13,880	8,240	470

Actively Monitored Study Data

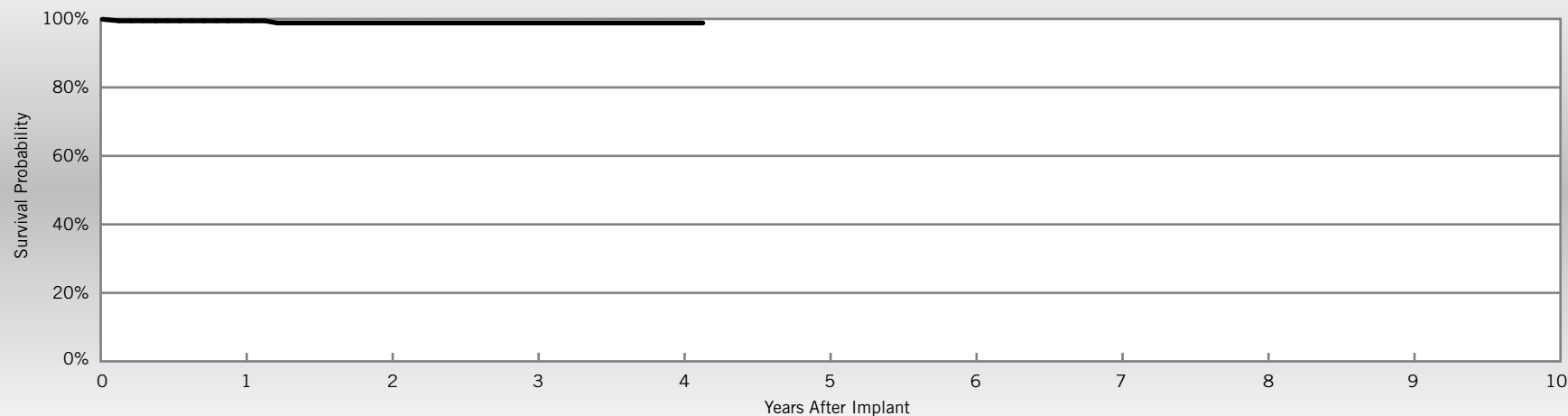
Riata™ ST

Models 7000 & 7001

US Regulatory Approval	June 2005
Number of Devices Enrolled in Study	181
Active Devices Enrolled in Study	50
Cumulative Months of Follow-up	6,965
Insulation	Silicone
Type and/or Fixation	Dual Coil, Active
Polarity	Bipolar
Steroid	Yes

Qualifying Complications	Qty	Rate
Insulation Breach	1	0.55%
Lead Dislodgement	1	0.55%

Malfunctions	Qty	Rate
Conductor Fracture	0	0.00%
Clavicular Crush	0	0.00%
In the Pocket	0	0.00%
Intravascular	0	0.00%
Insulation Breach	3	1.66%
Lead-to-Can Contact	2	1.10%
Lead-to-Lead Contact	1	0.55%
Clavicular Crush	0	0.00%
Externalized Conductors	0	0.00%
Other	0	0.00%
Crimps, Welds & Bonds	1	0.55%
Other	0	0.00%
Extrinsic Factors	0	0.00%
Total	4	2.21%



Year	1	2	3	4	at 50 months				
Survival Probability	99.44%	98.81%	98.81%	98.81%	98.81%				
± 1 standard error	0.56%	0.84%	0.84%	0.84%	0.84%				
Sample Size	170	150	120	80	60				

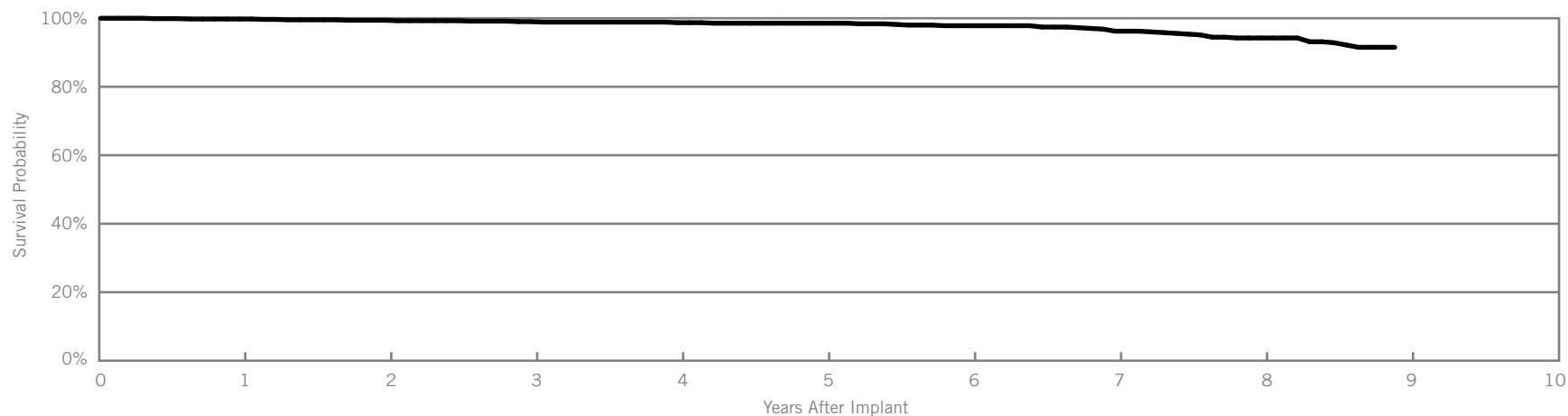
Customer Reported Performance Data

Riata™ i

Models 1560 & 1561

US Regulatory Approval	April 2004
Registered US Implants	981
Estimated Active US Implants	403
Insulation	Silicone
Type and/or Fixation	Dual Coil, Passive
Polarity	Integrated Bipolar
Steroid	Yes
Number of US Advisories (see pgs. 304-305)	One

Malfunctions	Qty.	Rate
Conductor Fracture	0	0.00%
Clavicular Crush	0	0.00%
In the Pocket	0	0.00%
Intravascular	0	0.00%
Insulation Breach	12	1.22%
Lead-to-Can Contact	5	0.51%
Lead-to-Lead Contact	5	0.51%
Clavicular Crush	0	0.00%
Externalized Conductors	1	0.10%
Other	1	0.10%
Crimps, Welds & Bonds	0	0.00%
Other	0	0.00%
Extrinsic Factors	2	0.20%
Total	14	1.43%



Year	1	2	3	4	5	6	7	8	at 107 months
Survival Probability	99.78%	99.41%	99.01%	98.71%	98.55%	97.82%	96.22%	94.24%	91.52%
± 1 standard error	0.16%	0.26%	0.35%	0.38%	0.44%	0.57%	0.71%	1.01%	1.33%
Sample Size	920	810	730	660	590	540	490	430	210

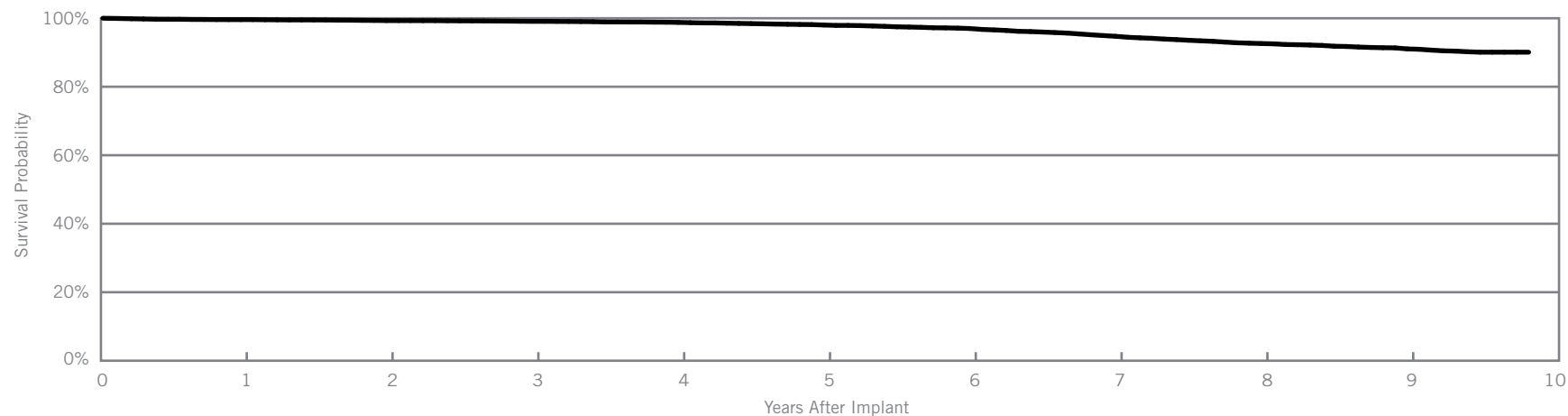
Customer Reported Performance Data

Riata™ i

Models 1590 & 1591

US Regulatory Approval	April 2004
Registered US Implants	9,695
Estimated Active US Implants	3,619
Insulation	Silicone
Type and/or Fixation	Dual Coil, Active
Polarity	Integrated Bipolar
Steroid	Yes
Number of US Advisories (see pgs. 304-305)	One

Malfunctions	Qty.	Rate
Conductor Fracture	6	0.06%
Clavicular Crush	1	0.01%
In the Pocket	1	0.01%
Intravascular	4	0.04%
Insulation Breach	120	1.24%
Lead-to-Can Contact	44	0.45%
Lead-to-Lead Contact	37	0.38%
Clavicular Crush	1	0.01%
Externalized Conductors	15	0.15%
Other	23	0.24%
Crimps, Welds & Bonds	0	0.00%
Other	1	0.01%
Extrinsic Factors	45	0.46%
Total	172	1.77%



Year	1	2	3	4	5	6	7	8	9	at 118 months
Survival Probability	99.60%	99.32%	99.10%	98.79%	98.02%	97.00%	94.73%	92.61%	91.05%	90.09%
± 1 standard error	0.07%	0.09%	0.10%	0.12%	0.16%	0.21%	0.30%	0.37%	0.42%	0.51%
Sample Size	9,100	8,080	7,240	6,420	5,660	4,970	4,360	3,700	2,540	240

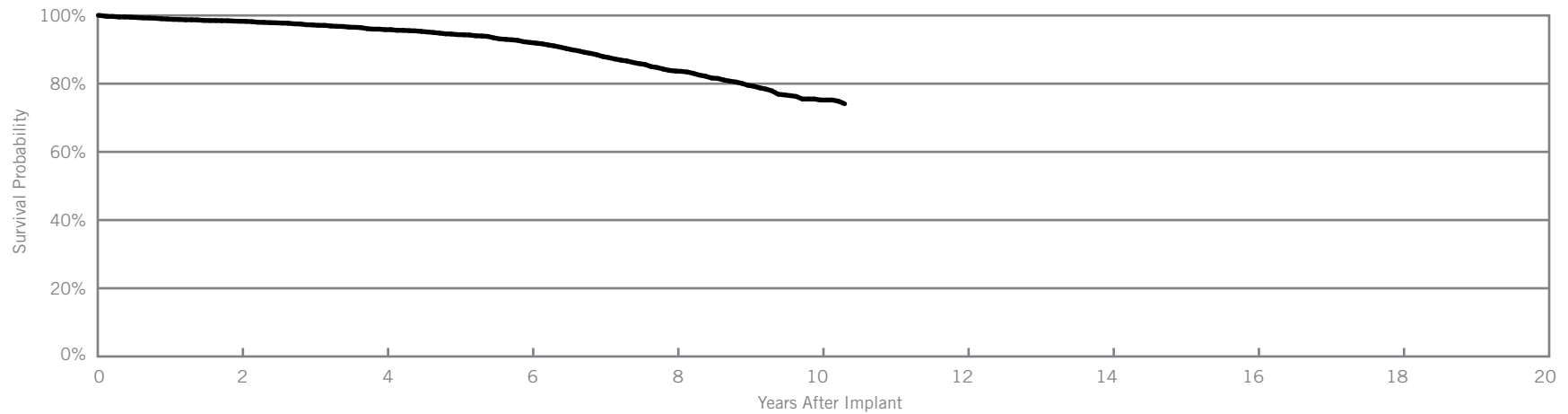
Customer Reported Performance Data

Riata™

Model 1582

US Regulatory Approval	March 2003
Registered US Implants	3,129
Estimated Active US Implants	987
Insulation	Silicone
Type and/or Fixation	Single Coil, Active
Polarity	Bipolar
Steroid	Yes
Number of US Advisories (see pgs. 304-305)	One

Malfunctions	Qty.	Rate
Conductor Fracture	3	0.10%
Clavicular Crush	0	0.00%
In the Pocket	0	0.00%
Intravascular	3	0.10%
Insulation Breach	137	4.38%
Lead-to-Can Contact	44	1.41%
Lead-to-Lead Contact	25	0.80%
Clavicular Crush	2	0.06%
Externalized Conductors	39	1.25%
Other	27	0.86%
Crimps, Welds & Bonds	0	0.00%
Other	0	0.00%
Extrinsic Factors	32	1.02%
Total	172	5.50%



Year	2	4	6	8	10	at 124 months				
Survival Probability	98.30%	95.84%	92.08%	83.70%	75.20%	74.10%				
± 1 standard error	0.24%	0.40%	0.60%	0.95%	1.38%	1.45%				
Sample Size	2,550	2,040	1,520	990	400	210				

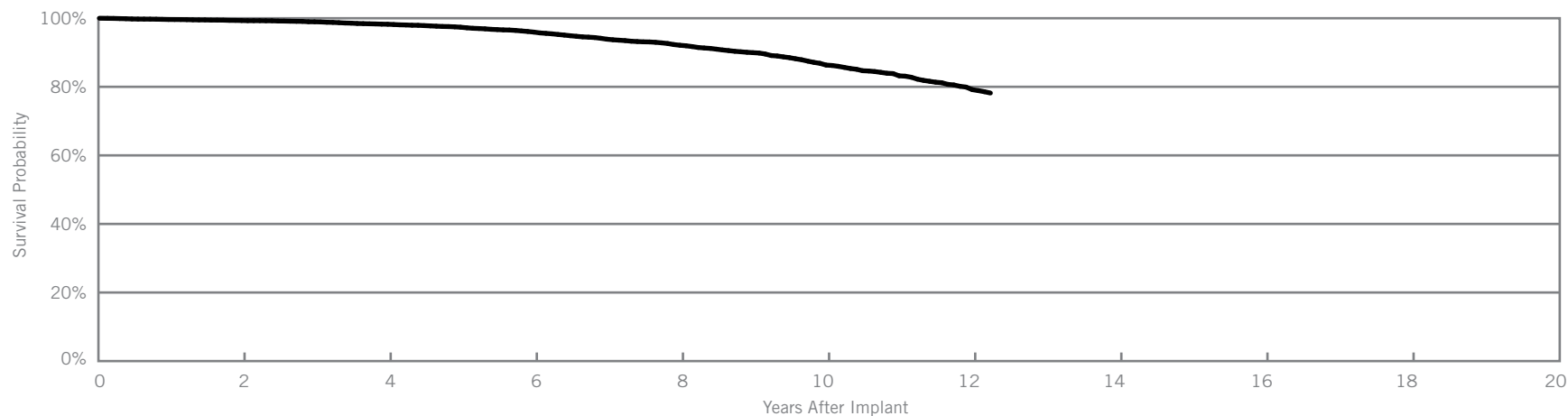
Customer Reported Performance Data

Riata™

Models 1570 & 1571

US Regulatory Approval	March 2002
Registered US Implants	10,276
Estimated Active US Implants	3,341
Insulation	Silicone
Type and/or Fixation	Dual Coil, Passive
Polarity	Bipolar
Steroid	Yes
Number of US Advisories (see pgs. 304-305)	One

Malfunctions	Qty.	Rate
Conductor Fracture	4	0.04%
Clavicular Crush	2	0.02%
In the Pocket	2	0.02%
Intravascular	0	0.00%
Insulation Breach	164	1.60%
Lead-to-Can Contact	79	0.77%
Lead-to-Lead Contact	29	0.28%
Clavicular Crush	1	<0.01%
Externalized Conductors	30	0.29%
Other	25	0.24%
Crimps, Welds & Bonds	0	0.00%
Other	0	0.00%
Extrinsic Factors	46	0.45%
Total	214	2.08%



Year	2	4	6	8	10	12	at 147 months			
Survival Probability	99.33%	98.25%	95.96%	92.12%	86.34%	79.18%	78.19%			
± 1 standard error	0.08%	0.15%	0.24%	0.37%	0.57%	0.99%	1.14%			
Sample Size	8,620	6,950	5,250	3,560	1,940	580	220			

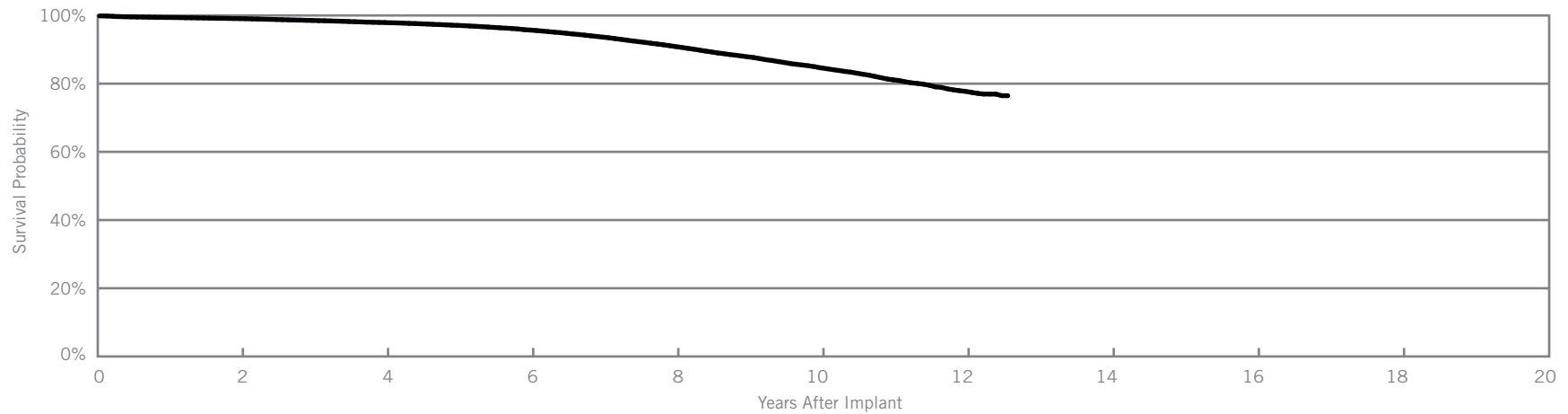
Customer Reported Performance Data

Riata™

Models 1580 & 1581

US Regulatory Approval	March 2002
Registered US Implants	68,370
Estimated Active US Implants	21,029
Insulation	Silicone
Type and/or Fixation	Dual Coil, Active
Polarity	Bipolar
Steroid	Yes
Number of US Advisories (see pgs. 304-305)	One

Malfunctions	Qty.	Rate
Conductor Fracture	22	0.03%
Clavicular Crush	2	<0.01%
In the Pocket	9	0.01%
Intravascular	11	0.02%
Insulation Breach	1330	1.95%
Lead-to-Can Contact	537	0.79%
Lead-to-Lead Contact	280	0.41%
Clavicular Crush	17	0.02%
Externalized Conductors	262	0.38%
Other	234	0.34%
Crimps, Welds & Bonds	3	<0.01%
Other	0	0.00%
Extrinsic Factors	468	0.68%
Total	1823	2.67%



Year	2	4	6	8	10	12	at 151 months			
Survival Probability	99.07%	97.92%	95.72%	90.89%	84.65%	77.74%	76.47%			
± 1 standard error	0.04%	0.06%	0.10%	0.16%	0.24%	0.47%	0.64%			
Sample Size	56,480	44,920	34,000	23,890	11,300	2,240	280			

Actively Monitored Study Data

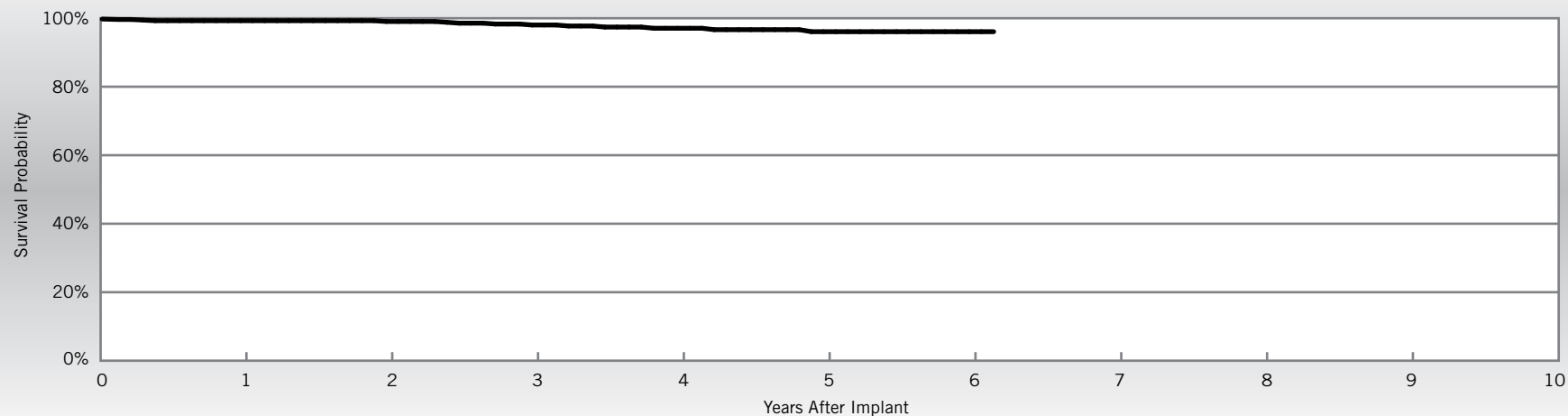
Riata™

Models 1580 & 1581

US Regulatory Approval	March 2002
Number of Devices Enrolled in Study	566
Active Devices Enrolled in Study	258
Cumulative Months of Follow-up	24,134
Insulation	Silicone
Type and/or Fixation	Dual Coil, Active
Polarity	Bipolar
Steroid	Yes

Qualifying Complications	Qty	Rate
Conductor Fracture	1	0.18%
Insulation Breach	7	1.24%
Lead Dislodgement	2	0.35%
Oversensing	3	0.53%
Skin Erosion	1	0.18%

Malfunctions	Qty	Rate
Conductor Fracture	0	0.00%
Clavicular Crush	0	0.00%
In the Pocket	0	0.00%
Intravascular	0	0.00%
Insulation Breach	11	1.94%
Lead-to-Can Contact	2	0.35%
Lead-to-Lead Contact	4	0.71%
Clavicular Crush	0	0.00%
Externalized Conductors	5	0.88%
Other	0	0.00%
Crimps, Welds & Bonds	0	0.00%
Other	0	0.00%
Extrinsic Factors	5	0.88%
Total	16	2.83%



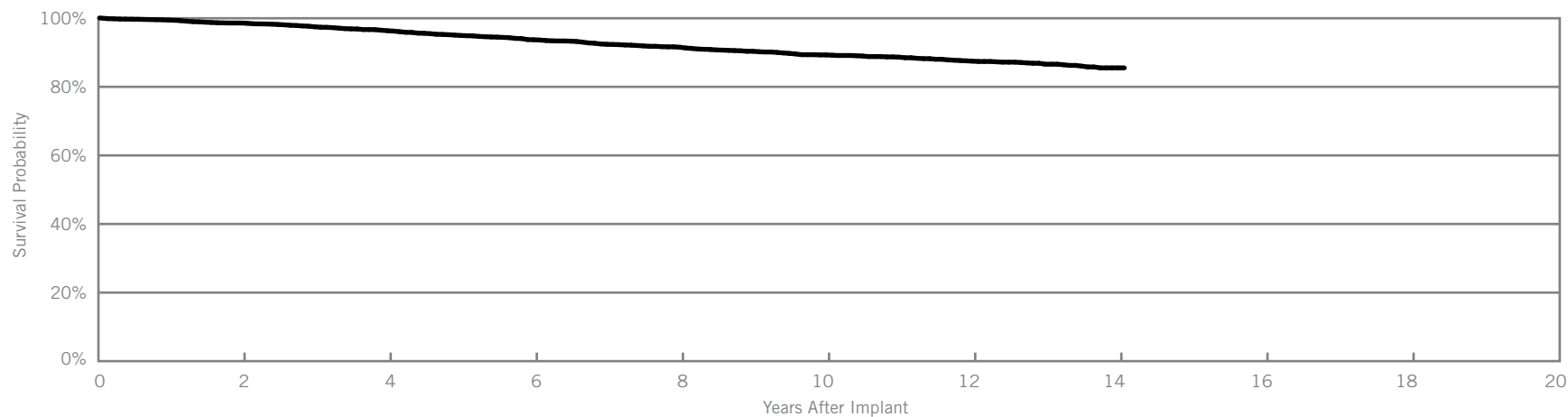
Year	1	2	3	4	5	6	at 74 months			
Survival Probability	99.28%	99.05%	98.02%	97.07%	96.07%	96.07%	96.07%			
± 1 standard error	0.36%	0.36%	0.61%	0.86%	1.11%	1.11%	1.11%			
Sample Size	530	470	400	310	200	100	60			

Customer Reported Performance Data

TVL™ ADX

Model 1559

US Regulatory Approval	November 1999
Registered US Implants	4,559
Estimated Active US Implants	855
Insulation	Silicone
Type and/or Fixation	Single Coil, Active
Polarity	Bipolar
Steroid	Yes
Number of US Advisories	None



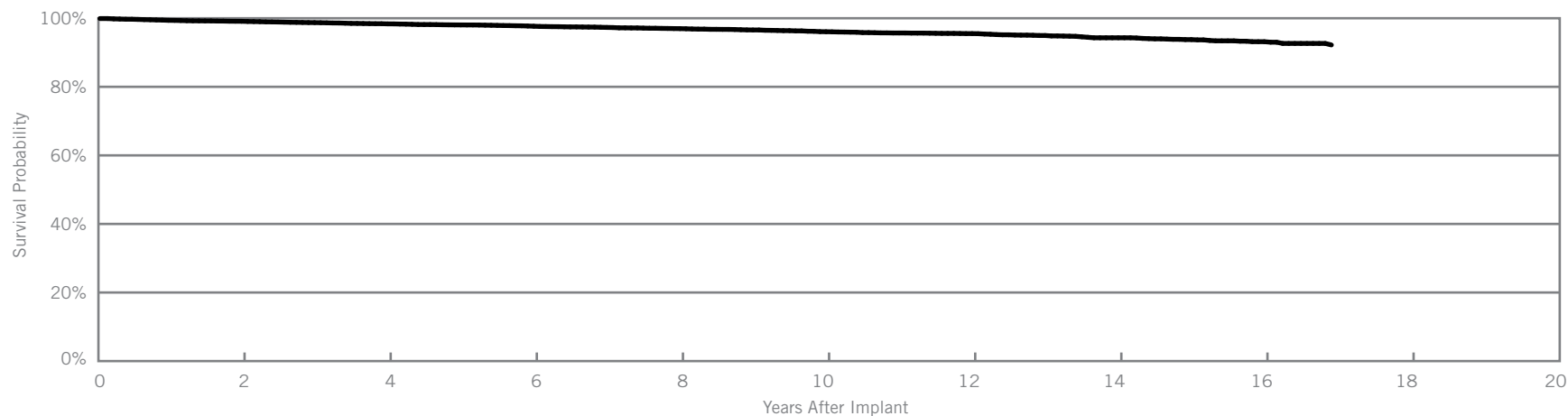
Year	2	4	6	8	10	12	14	at 169 months		
Survival Probability	98.61%	96.36%	93.73%	91.54%	89.30%	87.49%	85.53%	85.53%		
± 1 standard error	0.19%	0.31%	0.44%	0.54%	0.65%	0.74%	0.93%	0.93%		
Sample Size	3,730	2,960	2,290	1,710	1,250	980	420	220		

Customer Reported Performance Data

SPL™

Models SP01, SP02, SP03 & SP04

US Regulatory Approval	September 1997
Registered US Implants	12,373
Estimated Active US Implants	2,557
Insulation	Silicone
Type and/or Fixation	Dual Coil, Passive
Polarity	Bipolar
Steroid	Yes
Number of US Advisories	None



Year	2	4	6	8	10	12	14	16	at 203 months
Survival Probability	99.11%	98.36%	97.67%	96.97%	96.07%	95.52%	94.30%	93.16%	92.21%
± 1 standard error	0.09%	0.12%	0.16%	0.19%	0.23%	0.26%	0.34%	0.46%	0.54%
Sample Size	10,380	8,470	6,840	5,410	4,160	3,200	2,110	890	220

SUMMARY INFORMATION

Defibrillation Leads

Survival Summary

Models	Family	Survival Probability									
		1 year	2 year	3 year	4 year	5 year	6 year	7 year	8 year	9 year	10 year
LDA220Q	Optisure™ DF4*										
LDA210Q	Optisure™ DF4*										
7170Q/7171Q	Durata™ DF4	99.17%	98.81%	98.32%	97.86%						
7120Q/7121Q	Durata™ DF4	99.27%	99.08%	98.86%	98.52%	98.12%					
7122Q	Durata™ DF4	99.33%	99.12%	98.84%	98.35%	97.06%					
7120/7121	Durata™	99.41%	99.12%	98.85%	98.53%	98.05%	97.54%	96.95%			
7122	Durata™	99.25%	98.93%	98.61%	98.18%	97.41%	96.81%				
7070/7071	Riata™ ST Optim™	99.51%	99.12%	98.69%	98.25%	97.13%	96.23%	95.34%			
7020/7021	Riata™ ST Optim™	99.00%	98.63%	98.35%	97.88%	97.20%	96.54%	95.53%			
7022	Riata™ ST Optim™	99.11%	98.95%	98.59%	97.85%	97.51%	96.84%	96.00%			
7010/7011	Riata™ ST	99.60%	99.26%	98.88%	98.53%	97.48%	95.91%	94.27%	92.35%		
7040/7041	Riata™ ST	99.41%	99.05%	98.64%	97.45%	96.30%	94.09%	92.22%	90.16%		
7002	Riata™ ST	98.93%	98.36%	97.80%	97.18%	95.97%	93.08%	90.91%			
7000/7001	Riata™ ST	99.34%	98.97%	98.47%	97.84%	96.74%	94.80%	92.57%	91.04%		
1560/1561	Riata™ i	99.78%	99.41%	99.01%	98.71%	98.55%	97.82%	96.22%	94.24%		
1590/1591	Riata™ i	99.60%	99.32%	99.10%	98.79%	98.02%	97.00%	94.73%	92.61%	91.05%	
1582	Riata™	98.95%	98.30%	97.23%	95.84%	94.38%	92.08%	87.95%	83.70%	79.53%	75.20%
1570/1571	Riata™	99.64%	99.33%	98.97%	98.25%	97.38%	95.96%	93.89%	92.12%	89.96%	86.34%
1580/1581	Riata™	99.40%	99.07%	98.53%	97.92%	97.09%	95.72%	93.65%	90.89%	87.85%	84.65%
1559	TVL™ ADX	99.47%	98.61%	97.51%	96.36%	94.97%	93.73%	92.40%	91.54%	90.37%	89.30%
SP01/SP02/SP03/SP04	SPL™	99.39%	99.11%	98.73%	98.36%	98.05%	97.67%	97.32%	96.97%	96.58%	96.07%

*No survival probability is stated at one year due to the device not meeting the required minimum sample size of 200 U.S. implants with 12 consecutive months of data. Please refer to the individual graphs for data up to one year.

Acute Observation Summary

Post Implant ≤30 Days

Models	US Regulatory Approval	Registered US Implants	Estimated Active US Implants	Cardiac Perforation		Conductor Fracture		Lead Dislodgement		Failure to Capture		Oversensing		Failure to Sense		Insulation Breach		Abnormal Pacing Impedance		Abnormal Defibrillation Impedance		Extracardiac Stimulation		Other		Total		Total Returned for Analysis
				Qty.	Rate	Qty.	Rate	Qty.	Rate	Qty.	Rate	Qty.	Rate	Qty.	Rate	Qty.	Rate	Qty.	Rate	Qty.	Rate	Qty.	Rate	Qty.	Rate	Qty.	Rate	
LDA220Q	Feb-14	879	843	0	0.00%	0	0.00%	1	0.11%	1	0.11%	0	0.00%	0	0.00%	0	0.00%	0	0.00%	0	0.00%	0	0.00%	0	0.00%	2	0.23%	0
LDA210Q	Feb-14	1,910	1,823	0	0.00%	0	0.00%	6	0.31%	2	0.10%	0	0.00%	2	0.10%	0	0.00%	0	0.00%	0	0.00%	0	0.00%	0	0.00%	10	0.52%	0
7170Q/7171Q	Jul-09	4,577	3,278	4	0.09%	1	0.02%	10	0.22%	5	0.11%	3	0.07%	0	0.00%	0	0.00%	1	0.02%	0	0.00%	0	0.00%	1	0.02%	25	0.55%	13
7120Q/7121Q	Jan-09	102,691	78,246	63	0.06%	1	<0.01%	201	0.20%	92	0.09%	39	0.04%	9	<0.01%	0	0.00%	5	<0.01%	8	<0.01%	4	<0.01%	20	0.02%	442	0.43%	202
7122Q	Jan-09	45,318	39,076	47	0.10%	2	<0.01%	89	0.20%	39	0.09%	17	0.04%	6	0.01%	0	0.00%	4	<0.01%	2	<0.01%	3	<0.01%	14	0.03%	223	0.49%	100
7120/7121	Sep-07	58,721	33,630	38	0.06%	1	<0.01%	80	0.14%	24	0.04%	48	0.08%	5	<0.01%	0	0.00%	1	<0.01%	19	0.03%	1	<0.01%	22	0.04%	239	0.41%	89
7122	Sep-07	12,867	8,158	10	0.08%	1	<0.01%	17	0.13%	14	0.11%	8	0.06%	0	0.00%	0	0.00%	2	0.02%	1	<0.01%	1	<0.01%	0	0.00%	54	0.42%	27
7070/7071	Jul-06	3,310	1,766	3	0.09%	1	0.03%	4	0.12%	5	0.15%	4	0.12%	3	0.09%	0	0.00%	0	0.00%	0	0.00%	0	0.00%	0	0.00%	20	0.60%	6
7020/7021	Jul-06	14,228	6,737	39	0.27%	0	0.00%	37	0.26%	20	0.14%	20	0.14%	8	0.06%	0	0.00%	1	<0.01%	5	0.04%	5	0.04%	0	0.00%	135	0.95%	61
7022	Jul-06	1,467	727	5	0.34%	0	0.00%	3	0.20%	1	0.07%	0	0.00%	0	0.00%	0	0.00%	2	0.14%	0	0.00%	0	0.00%	0	0.00%	11	0.75%	4
7010/7011	Mar-06	2,199	967	3	0.14%	0	0.00%	1	0.05%	2	0.09%	2	0.09%	1	0.05%	0	0.00%	1	0.05%	0	0.00%	0	0.00%	1	0.05%	11	0.50%	3
7040/7041	Mar-06	4,054	1,827	4	0.10%	0	0.00%	5	0.12%	1	0.02%	3	0.07%	0	0.00%	0	0.00%	2	0.05%	0	0.00%	0	0.00%	1	0.02%	16	0.39%	3
7002	Jun-05	2,405	1,028	6	0.25%	0	0.00%	3	0.12%	4	0.17%	4	0.17%	0	0.00%	0	0.00%	2	0.08%	1	0.04%	0	0.00%	1	0.04%	21	0.87%	11
7000/7001	Jun-05	34,844	14,697	42	0.12%	0	0.00%	39	0.11%	42	0.12%	40	0.11%	7	0.02%	1	<0.01%	8	0.02%	4	0.01%	3	<0.01%	11	0.03%	197	0.57%	96

Chronic Complication Summary

>30 Days

Models	US Regulatory Approval	Registered US Implants	Estimated Active US Implants	Cardiac Perforation		Conductor Fracture		Lead Dislodgement		Failure to Capture		Oversensing		Failure to Sense		Insulation Breach		Abnormal Pacing Impedance		Abnormal Defibrillation Impedance		Extracardiac Stimulation		Other		Total		Total Returned for Analysis
				Qty.	Rate	Qty.	Rate	Qty.	Rate	Qty.	Rate	Qty.	Rate	Qty.	Rate	Qty.	Rate	Qty.	Rate	Qty.	Rate	Qty.	Rate	Qty.	Rate	Qty.	Rate	
LDA220Q	Feb-14	879	843	0	0.00%	0	0.00%	2	0.23%	1	0.11%	0	0.00%	0	0.00%	0	0.00%	0	0.00%	0	0.00%	0	0.00%	0	0.00%	3	0.34%	0
LDA210Q	Feb-14	1,910	1,823	0	0.00%	0	0.00%	4	0.21%	1	0.05%	1	0.05%	1	0.05%	0	0.00%	0	0.00%	1	0.05%	0	0.00%	0	0.00%	8	0.42%	0
7170Q/7171Q	Jul-09	4,577	3,278	1	0.02%	3	0.07%	16	0.35%	25	0.55%	15	0.33%	0	0.00%	2	0.04%	6	0.13%	5	0.11%	0	0.00%	0	0.00%	73	1.59%	26
7120Q/7121Q	Jan-09	102,691	78,246	28	0.03%	51	0.05%	430	0.42%	288	0.28%	221	0.22%	38	0.04%	14	0.01%	36	0.04%	115	0.11%	4	<0.01%	44	0.04%	1269	1.24%	600
7122Q	Jan-09	45,318	39,076	24	0.05%	16	0.04%	161	0.36%	85	0.19%	77	0.17%	16	0.04%	5	0.01%	19	0.04%	26	0.06%	4	<0.01%	20	0.04%	453	1.00%	219
7120/7121	Sep-07	58,721	33,630	14	0.02%	94	0.16%	188	0.32%	174	0.30%	348	0.59%	44	0.07%	27	0.05%	106	0.18%	151	0.26%	0	0.00%	31	0.05%	1177	2.00%	392
7122	Sep-07	12,867	8,158	2	0.02%	16	0.12%	44	0.34%	42	0.33%	55	0.43%	7	0.05%	16	0.12%	20	0.16%	17	0.13%	0	0.00%	6	0.05%	225	1.75%	121
7070/7071	Jul-06	3,310	1,766	3	0.09%	16	0.48%	12	0.36%	20	0.60%	37	1.12%	2	0.06%	5	0.15%	8	0.24%	9	0.27%	1	0.03%	2	0.06%	115	3.47%	25
7020/7021	Jul-06	14,228	6,737	20	0.14%	47	0.33%	70	0.49%	112	0.79%	173	1.22%	16	0.11%	18	0.13%	31	0.22%	59	0.41%	2	0.01%	26	0.18%	574	4.03%	184
7022	Jul-06	1,467	727	3	0.20%	7	0.48%	9	0.61%	6	0.41%	12	0.82%	1	0.07%	4	0.27%	1	0.07%	1	0.07%	1	0.07%	1	0.07%	46	3.14%	17
7010/7011	Mar-06	2,199	967	3	0.14%	1	0.05%	8	0.36%	5	0.23%	30	1.36%	3	0.14%	32	1.46%	15	0.68%	9	0.41%	0	0.00%	2	0.09%	108	4.91%	23
7040/7041	Mar-06	4,054	1,827	2	0.05%	26	0.64%	4	0.10%	34	0.84%	71	1.75%	11	0.27%	40	0.99%	10	0.25%	15	0.37%	0	0.00%	4	0.10%	217	5.35%	52
7002	Jun-05	2,405	1,028	5	0.21%	8	0.33%	9	0.37%	15	0.62%	45	1.87%	2	0.08%	53	2.20%	3	0.12%	5	0.21%	0	0.00%	5	0.21%	150	6.24%	56
7000/7001	Jun-05	34,844	14,697	28	0.08%	102	0.29%	57	0.16%	229	0.66%	634	1.82%	54	0.15%	518	1.49%	86	0.25%	112	0.32%	3	<0.01%	82	0.24%	1905	5.47%	545

Defibrillation Leads

U.S. Malfunction Summary

Models	Registered US Implants	Percent Returned for Analysis	Conductor Fracture								Insulation Breach										Crimps, Welds & Bonds		Other		Extrinsic Factors		Total					
			Clavicular Crush		In the Pocket		Intravascular		Total Conductor Fracture		Lead-to-Can Contact		Lead-to-Lead Contact		Clavicular Crush		Externalized Conductors		Other										Total Insulation Breach			
			Qty.	Rate	Qty.	Rate	Qty.	Rate	Qty.	Rate	Qty.	Rate	Qty.	Rate	Qty.	Rate	Qty.	Rate	Qty.	Rate	Qty.	Rate	Qty.	Rate	Qty.	Rate	Qty.	Rate	Qty.	Rate		
LDA220Q	879	0.0%	0	0.00%	0	0.00%	0	0.00%	0	0.00%	0	0.00%	0	0.00%	0	0.00%	0	0.00%	0	0.00%	0	0.00%	0	0.00%	0	0.00%	0	0.00%	0	0.00%	0	0.00%
LDA210Q	1,910	0.1%	0	0.00%	0	0.00%	0	0.00%	0	0.00%	0	0.00%	0	0.00%	0	0.00%	0	0.00%	0	0.00%	0	0.00%	0	0.00%	0	0.00%	0	0.00%	0	0.00%	0	0.00%
7170Q/7171Q	4,577	3.1%	0	0.00%	0	0.00%	1	0.02%	1	0.02%	0	0.00%	1	0.02%	0	0.00%	0	0.00%	0	0.00%	1	0.02%	0	0.00%	0	0.00%	27	0.59%	29	0.63%		
7120Q/7121Q	102,691	3.2%	2	<0.01%	4	<0.01%	12	0.01%	18	0.02%	33	0.03%	8	<0.01%	9	<0.01%	0	0.00%	13	0.01%	63	0.06%	2	<0.01%	30	0.03%	525	0.51%	638	0.62%		
7122Q	45,318	3.1%	0	0.00%	4	<0.01%	1	<0.01%	5	0.01%	12	0.03%	5	0.01%	1	<0.01%	0	0.00%	3	<0.01%	21	0.05%	0	0.00%	11	0.02%	203	0.45%	240	0.53%		
7120/7121	58,721	4.0%	2	<0.01%	20	0.03%	7	0.01%	29	0.05%	38	0.06%	16	0.03%	9	0.02%	0	0.00%	11	0.02%	74	0.13%	1	<0.01%	9	0.02%	311	0.53%	424	0.72%		
7122	12,867	5.1%	0	0.00%	10	0.08%	3	0.02%	13	0.10%	20	0.16%	8	0.06%	0	0.00%	1	<0.01%	5	0.04%	34	0.26%	0	0.00%	4	0.03%	91	0.71%	142	1.10%		
7070/7071	3,310	6.0%	0	0.00%	0	0.00%	1	0.03%	1	0.03%	3	0.09%	2	0.06%	1	0.03%	1	0.03%	1	0.03%	8	0.24%	0	0.00%	0	0.00%	15	0.45%	24	0.73%		
7020/7021	14,228	5.7%	1	<0.01%	2	0.01%	5	0.04%	8	0.06%	12	0.08%	3	0.02%	4	0.03%	0	0.00%	10	0.07%	29	0.20%	0	0.00%	0	0.00%	151	1.06%	188	1.32%		
7022	1,467	8.0%	0	0.00%	2	0.14%	1	0.07%	3	0.20%	4	0.27%	0	0.00%	0	0.00%	0	0.00%	1	0.07%	5	0.34%	0	0.00%	0	0.00%	14	0.95%	22	1.50%		
7010/7011	2,199	6.7%	0	0.00%	2	0.09%	0	0.00%	2	0.09%	5	0.23%	12	0.55%	1	0.05%	1	0.05%	4	0.18%	23	1.05%	0	0.00%	0	0.00%	9	0.41%	34	1.55%		
7040/7041	4,054	6.7%	0	0.00%	1	0.02%	3	0.07%	4	0.10%	18	0.44%	11	0.27%	0	0.00%	2	0.05%	7	0.17%	38	0.94%	0	0.00%	0	0.00%	24	0.59%	66	1.63%		
7002	2,405	7.5%	0	0.00%	2	0.08%	2	0.08%	4	0.17%	27	1.12%	11	0.46%	0	0.00%	3	0.12%	9	0.37%	50	2.08%	0	0.00%	0	0.00%	22	0.91%	76	3.16%		
7000/7001	34,844	5.8%	4	0.01%	7	0.02%	11	0.03%	22	0.06%	224	0.64%	110	0.32%	10	0.03%	25	0.07%	54	0.15%	423	1.21%	1	<0.01%	0	0.00%	250	0.72%	696	2.00%		
1560/1561	981	7.2%	0	0.00%	0	0.00%	0	0.00%	0	0.00%	5	0.51%	5	0.51%	0	0.00%	1	0.10%	1	0.10%	12	1.22%	0	0.00%	0	0.00%	2	0.20%	14	1.43%		
1590/1591	9,695	5.7%	1	0.01%	1	0.01%	4	0.04%	6	0.06%	44	0.45%	37	0.38%	1	0.01%	15	0.15%	23	0.24%	120	1.24%	0	0.00%	1	0.01%	45	0.46%	172	1.77%		
1582	3,129	9.5%	0	0.00%	0	0.00%	3	0.10%	3	0.10%	44	1.41%	25	0.80%	2	0.06%	39	1.25%	27	0.86%	137	4.38%	0	0.00%	0	0.00%	32	1.02%	172	5.50%		
1570/1571	10,276	6.7%	2	0.02%	2	0.02%	0	0.00%	4	0.04%	79	0.77%	29	0.28%	1	<0.01%	30	0.29%	25	0.24%	164	1.60%	0	0.00%	0	0.00%	46	0.45%	214	2.08%		
1580/1581	68,370	6.6%	2	<0.01%	9	0.01%	11	0.02%	22	0.03%	537	0.79%	280	0.41%	17	0.02%	262	0.38%	234	0.34%	1330	1.95%	3	<0.01%	0	0.00%	468	0.68%	1823	2.67%		

Definitions of malfunction categories can be found on pages 10-12.

Defibrillation Leads

Worldwide Malfunction Summary

Models	Worldwide Sales	Percent Returned for Analysis	Conductor Fracture								Insulation Breach										Crimps, Welds & Bonds		Other		Extrinsic Factors		Total					
			Clavicular Crush		In the Pocket		Intravascular		Total Conductor Fracture		Lead-to-Can Contact		Lead-to-Lead Contact		Clavicular Crush		Externalized Conductors		Other										Total Insulation Breach			
			Qty.	Rate	Qty.	Rate	Qty.	Rate	Qty.	Rate	Qty.	Rate	Qty.	Rate	Qty.	Rate	Qty.	Rate	Qty.	Rate	Qty.	Rate	Qty.	Rate	Qty.	Rate	Qty.	Rate	Qty.	Rate		
LDA220Q	1,385	0.4%	0	0.00%	0	0.00%	0	0.00%	0	0.00%	0	0.00%	0	0.00%	0	0.00%	0	0.00%	0	0.00%	0	0.00%	0	0.00%	0	0.00%	0	0.00%	0	0.00%	0	0.00%
LDA210Q	3,103	1.0%	0	0.00%	0	0.00%	0	0.00%	0	0.00%	0	0.00%	0	0.00%	0	0.00%	0	0.00%	1	0.03%	1	0.03%	0	0.00%	4	0.13%	4	0.13%	9	0.29%		
7170Q/7171Q	14,008	2.3%	0	0.00%	2	0.01%	4	0.03%	6	0.04%	3	0.02%	0	0.00%	3	0.02%	0	0.00%	2	0.01%	8	0.06%	7	0.05%	0	0.00%	49	0.35%	70	0.50%		
7120Q/7121Q	168,831	2.7%	5	<0.01%	10	0.01%	16	0.01%	31	0.02%	31	0.02%	5	<0.01%	15	0.01%	0	0.00%	12	0.01%	63	0.04%	3	<0.01%	113	0.07%	797	0.47%	1007	0.60%		
7122Q	114,355	2.3%	2	<0.01%	9	0.01%	2	<0.01%	13	0.01%	31	0.03%	4	<0.01%	10	0.01%	0	0.00%	3	<0.01%	48	0.04%	1	<0.01%	169	0.15%	481	0.42%	712	0.62%		
7120/7121	131,026	2.6%	5	<0.01%	76	0.06%	17	0.01%	98	0.07%	65	0.05%	17	0.01%	15	0.01%	0	0.00%	20	0.02%	117	0.09%	2	<0.01%	48	0.04%	572	0.44%	837	0.64%		
7122	53,350	2.6%	1	<0.01%	76	0.14%	7	0.01%	84	0.16%	52	0.10%	11	0.02%	6	0.01%	1	<0.01%	9	0.02%	79	0.15%	1	<0.01%	33	0.06%	300	0.56%	497	0.93%		

Definitions of malfunction categories can be found on pages 10-12.

Defibrillation Leads

Actively Monitored Study Data Summary

Qualifying Complications

Models	Number of Devices Enrolled	Active Devices Enrolled	Cumulative Months of Follow-Up	Abnormal Defibrillation Impedance		Abnormal Pacing Impedance		Cardiac Perforation		Conductor Fracture		Extracardiac Stimulation		Failure to Capture		Failure to Sense		Inappropriate Shock		Insulation Breach		Lead Dislodgement		Oversensing		Pericardial Effusion		Skin Erosion		Total	
				Qty.	Rate	Qty.	Rate	Qty.	Rate	Qty.	Rate	Qty.	Rate	Qty.	Rate	Qty.	Rate	Qty.	Rate	Qty.	Rate	Qty.	Rate	Qty.	Rate	Qty.	Rate	Qty.	Rate	Qty.	Rate
7170Q/7171Q	113	72	4243	0	0.00%	0	0.00%	0	0.00%	1	0.88%	0	0.00%	0	0.00%	0	0.00%	0	0.00%	0	0.00%	1	0.88%	0	0.00%	0	0.00%	0	0.00%	2	1.77%
7120Q/7121Q	4,269	2,703	151569	3	0.07%	0	0.00%	1	0.02%	5	0.12%	0	0.00%	12	0.28%	3	0.07%	4	0.09%	1	0.02%	37	0.87%	4	0.09%	0	0.00%	0	0.00%	70	1.64%
7122Q	1,499	1,074	42716	1	0.07%	0	0.00%	0	0.00%	1	0.07%	0	0.00%	6	0.40%	0	0.00%	0	0.00%	0	0.00%	7	0.47%	0	0.00%	2	0.13%	0	0.00%	17	1.13%
7120/7121	3,584	1,779	172859	0	0.00%	7	0.20%	0	0.00%	10	0.28%	0	0.00%	12	0.33%	2	0.06%	3	0.08%	7	0.20%	19	0.53%	6	0.17%	0	0.00%	0	0.00%	66	1.84%
7122	445	270	19855	0	0.00%	2	0.45%	0	0.00%	4	0.90%	0	0.00%	1	0.22%	1	0.22%	0	0.00%	0	0.00%	4	0.90%	1	0.22%	0	0.00%	0	0.00%	13	2.92%
7070/7071	288	132	14049	1	0.35%	0	0.00%	1	0.35%	2	0.69%	0	0.00%	1	0.35%	0	0.00%	0	0.00%	0	0.00%	1	0.35%	0	0.00%	0	0.00%	0	0.00%	6	2.08%
7020/7021	1,475	513	76447	0	0.00%	5	0.34%	1	0.07%	5	0.34%	0	0.00%	10	0.68%	1	0.07%	0	0.00%	2	0.14%	9	0.61%	3	0.20%	0	0.00%	1	0.07%	37	2.51%
7000/7001	181	50	6965	0	0.00%	0	0.00%	0	0.00%	0	0.00%	0	0.00%	0	0.00%	0	0.00%	0	0.00%	1	0.55%	1	0.55%	0	0.00%	0	0.00%	0	0.00%	2	1.10%
1580/1581	566	258	24134	0	0.00%	0	0.00%	0	0.00%	1	0.18%	0	0.00%	0	0.00%	0	0.00%	0	0.00%	7	1.24%	2	0.35%	3	0.53%	0	0.00%	1	0.18%	14	2.47%

Malfunctions

Models	Number of Devices Enrolled	Percent Returned for Analysis	Conductor Fracture								Insulation Breach								Crimps, Welds & Bonds	Other	Extrinsic Factors	Total										
			Clavicular Crush		In the Pocket		Intravascular		Total Conductor Fracture		Lead-to-Can Contact		Lead-to-Lead Contact		Clavicular Crush		Externalized Conductors					Other		Total Insulation Breach		Qty.	Rate					
			Qty.	Rate	Qty.	Rate	Qty.	Rate	Qty.	Rate	Qty.	Rate	Qty.	Rate	Qty.	Rate	Qty.	Rate				Qty.	Rate	Qty.	Rate							
7170Q/7171Q	113	2.7%	0	0.00%	0	0.00%	0	0.00%	0	0.00%	0	0.00%	0	0.00%	0	0.00%	0	0.00%	0	0.00%	0	0.00%	0	0.00%	0	0.00%	0	0.00%	2	1.77%	2	1.77%
7120Q/7121Q	4,269	3.7%	0	0.00%	2	0.05%	2	0.05%	4	0.09%	1	0.02%	0	0.00%	0	0.00%	0	0.00%	0	0.00%	1	0.02%	0	0.00%	1	0.02%	39	0.91%	45	1.05%		
7122Q	1,499	3.4%	1	0.07%	0	0.00%	0	0.00%	1	0.07%	1	0.07%	0	0.00%	0	0.00%	0	0.00%	0	0.00%	1	0.07%	0	0.00%	0	0.00%	14	0.93%	16	1.07%		
7120/7121	3,584	2.9%	0	0.00%	1	0.03%	0	0.00%	1	0.03%	4	0.11%	4	0.11%	0	0.00%	0	0.00%	1	0.03%	9	0.25%	0	0.00%	1	0.03%	22	0.61%	33	0.92%		
7122	445	2.9%	0	0.00%	1	0.22%	1	0.22%	2	0.45%	0	0.00%	0	0.00%	0	0.00%	0	0.00%	0	0.00%	0	0.00%	0	0.00%	0	0.00%	4	0.90%	6	1.35%		
7070/7071	288	1.7%	0	0.00%	0	0.00%	0	0.00%	0	0.00%	0	0.00%	0	0.00%	0	0.00%	0	0.00%	0	0.00%	0	0.00%	0	0.00%	0	0.00%	1	0.35%	1	0.35%		
7020/7021	1,475	4.2%	0	0.00%	3	0.20%	0	0.00%	3	0.20%	0	0.00%	0	0.00%	2	0.14%	0	0.00%	0	0.00%	2	0.14%	0	0.00%	0	0.00%	13	0.88%	18	1.22%		
7000/7001	181	5.0%	0	0.00%	0	0.00%	0	0.00%	0	0.00%	2	1.10%	1	0.55%	0	0.00%	0	0.00%	0	0.00%	3	1.66%	1	0.55%	0	0.00%	0	0.00%	4	2.21%		
1580/1581	566	4.1%	0	0.00%	0	0.00%	0	0.00%	0	0.00%	2	0.35%	4	0.71%	0	0.00%	5	0.88%	0	0.00%	11	1.94%	0	0.00%	0	0.00%	5	0.88%	16	2.83%		

A list of complications can be found on [page 15](#).

Definitions of malfunction categories can be found on [pages 10-12](#).

PACEMAKERS

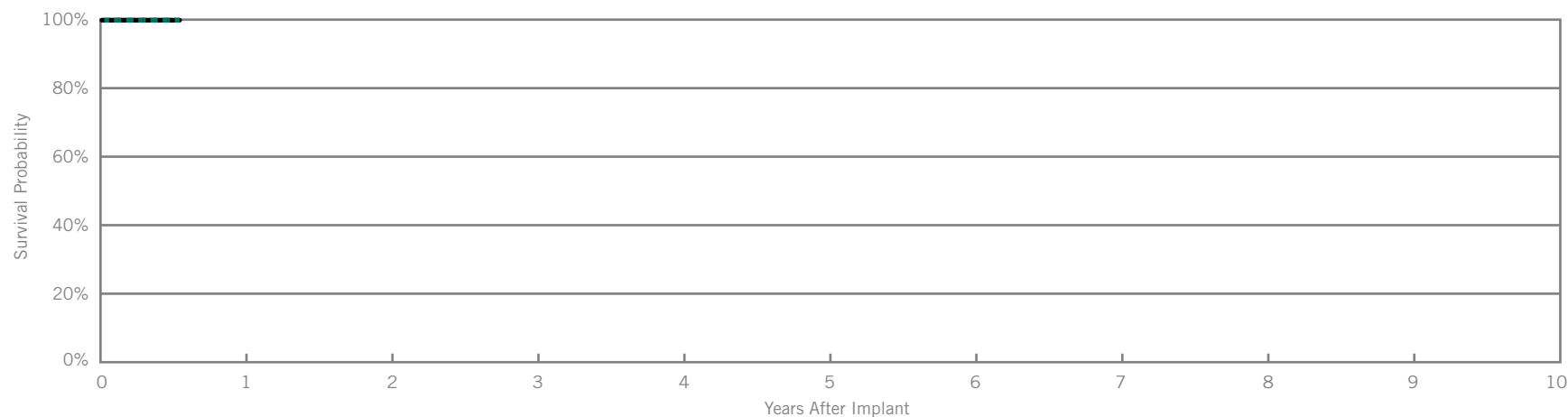
Dual-Chamber

Endurity™ DR
Model PM2160

Customer Reported Performance Data

US Regulatory Approval	March 2014
Registered US Implants	3,278
Estimated Active US Implants	3,160
Estimated Longevity	9.7 Years
Normal Battery Depletion	0
Number of US Advisories	None

	Malfunctions w/ Compromised Therapy		Malfunctions w/o Compromised Therapy	
	Qty	Rate	Qty	Rate
Electrical Component	0	0.00%	0	0.00%
Electrical Interconnect	0	0.00%	0	0.00%
Battery	0	0.00%	0	0.00%
Software/Firmware	0	0.00%	0	0.00%
Mechanical	0	0.00%	2	0.06%
Possible Early Battery Depletion	0	0.00%	0	0.00%
Other	0	0.00%	0	0.00%
Total	0	0.00%	2	0.06%



Including Normal Battery Depletion

Year	at 7 months								
Survival Probability	99.84%								
± 1 standard error	0.07%								
Sample Size	380								

Excluding Normal Battery Depletion

Year	at 7 months								
Survival Probability	99.84%								
± 1 standard error	0.07%								

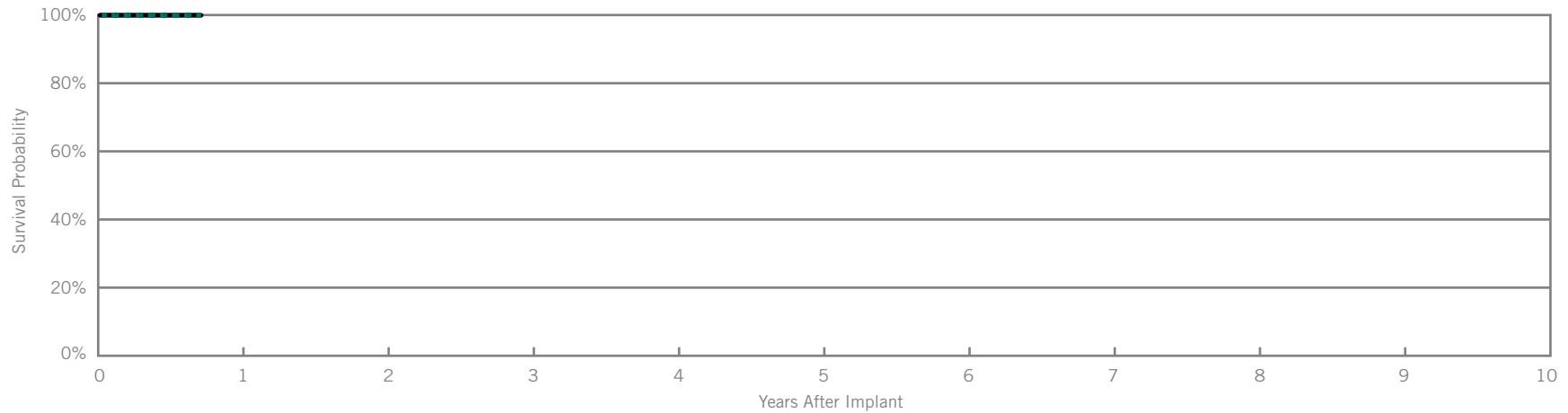
Assurity™ DR RF

Model PM2240

US Regulatory Approval	March 2014
Registered US Implants	22,651
Estimated Active US Implants	21,874
Estimated Longevity	9.4 Years
Normal Battery Depletion	0
Number of US Advisories	None

Customer Reported Performance Data

	Malfunctions w/ Compromised Therapy		Malfunctions w/o Compromised Therapy	
	Qty	Rate	Qty	Rate
Electrical Component	0	0.00%	0	0.00%
Electrical Interconnect	0	0.00%	0	0.00%
Battery	0	0.00%	0	0.00%
Software/Firmware	0	0.00%	0	0.00%
Mechanical	0	0.00%	4	0.02%
Possible Early Battery Depletion	0	0.00%	0	0.00%
Other	0	0.00%	0	0.00%
Total	0	0.00%	4	0.02%



Including Normal Battery Depletion

Year	at 9 months								
Survival Probability	99.94%								
± 1 standard error	0.02%								
Sample Size	230								

Excluding Normal Battery Depletion

Year	at 9 months								
Survival Probability	99.94%								
± 1 standard error	0.02%								

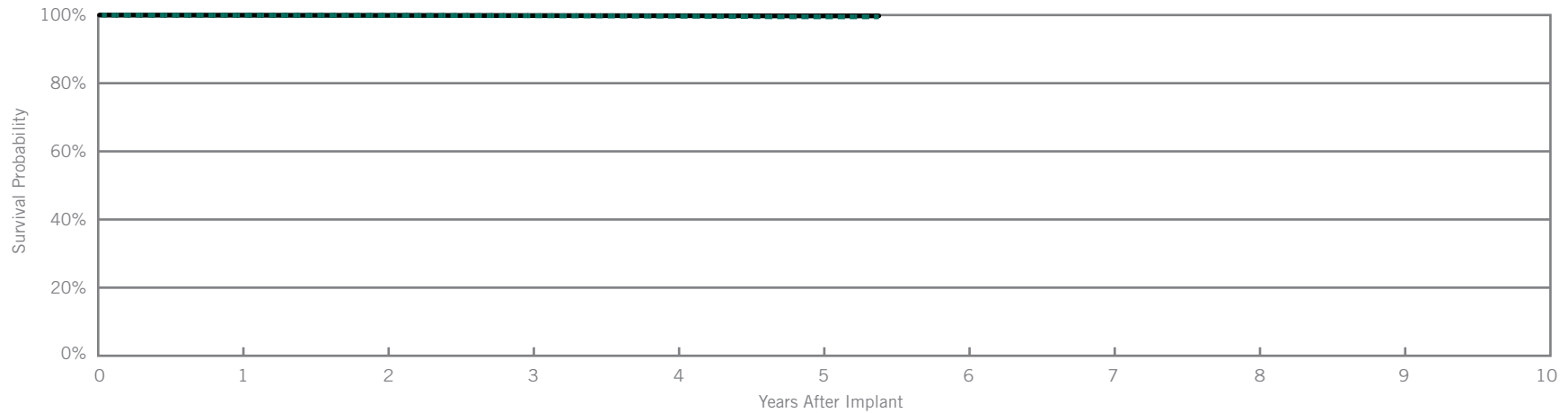
Accent™ DR RF

Model PM2210

US Regulatory Approval	July 2009
Registered US Implants	242,133
Estimated Active US Implants	204,651
Estimated Longevity	8 Years
Normal Battery Depletion	56
Number of US Advisories (see pgs. 298-302)	One

Customer Reported Performance Data

	Malfunctions w/ Compromised Therapy		Malfunctions w/o Compromised Therapy	
	Qty	Rate	Qty	Rate
Electrical Component	13	<0.01%	20	<0.01%
Electrical Interconnect	6	<0.01%	25	0.01%
Battery	0	0.00%	0	0.00%
Software/Firmware	0	0.00%	0	0.00%
Mechanical	0	0.00%	8	<0.01%
Possible Early Battery Depletion	5	<0.01%	14	<0.01%
Other	5	<0.01%	26	0.01%
Total	29	0.01%	93	0.04%



Including Normal Battery Depletion

Year	1	2	3	4	5	at 65 months			
Survival Probability	99.93%	99.88%	99.79%	99.66%	99.48%	99.48%			
± 1 standard error	0.01%	0.01%	0.01%	0.02%	0.04%	0.04%			
Sample Size	218,100	164,140	108,470	60,290	22,350	940			

Excluding Normal Battery Depletion

Year	1	2	3	4	5	at 65 months			
Survival Probability	99.95%	99.90%	99.84%	99.80%	99.75%	99.75%			
± 1 standard error	0.00%	0.01%	0.01%	0.01%	0.02%	0.02%			

Actively Monitored Study Data

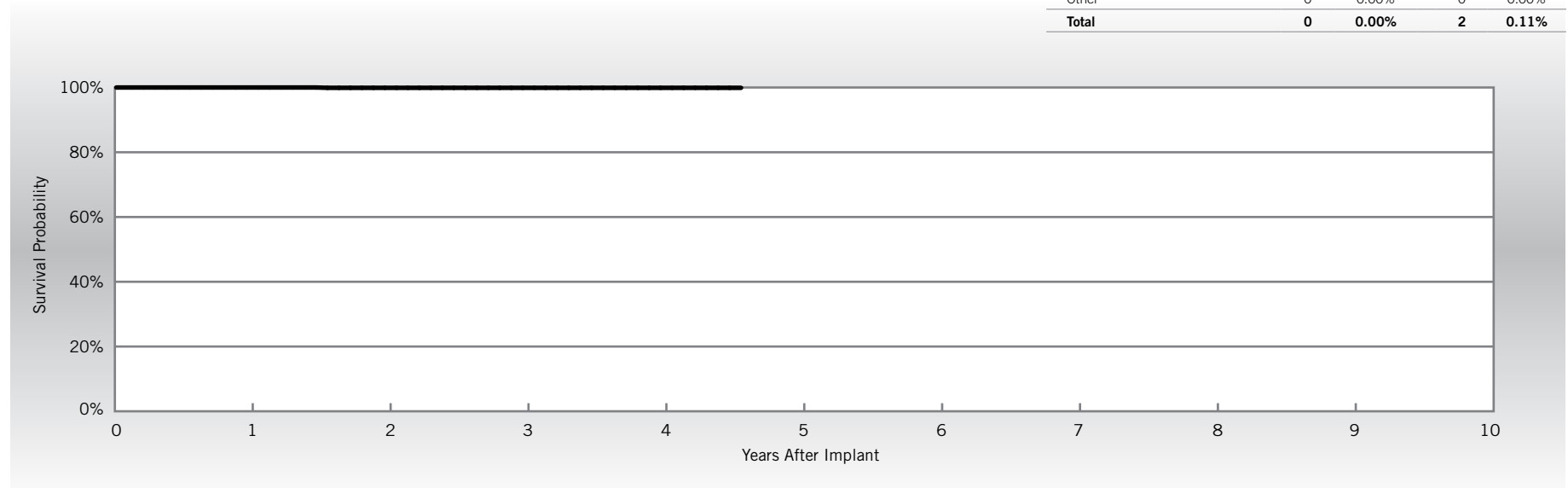
Accent™ DR RF

Model PM2210

US Regulatory Approval	July 2009
Number of Devices Enrolled in Study	1,771
Active Devices Enrolled in Study	478
Cumulative Months of Follow-up	42,373
Estimated Longevity	8 Years

Qualifying Complications	Qty.	Rate
Premature Battery Depletion	1	0.06%

	Malfunctions w/ Compromised Therapy		Malfunctions w/o Compromised Therapy	
	Qty	Rate	Qty	Rate
Electrical Component	0	0.00%	1	0.06%
Electrical Interconnect	0	0.00%	1	0.06%
Battery	0	0.00%	0	0.00%
Software/Firmware	0	0.00%	0	0.00%
Mechanical	0	0.00%	0	0.00%
Possible Early Battery Depletion	0	0.00%	0	0.00%
Other	0	0.00%	0	0.00%
Total	0	0.00%	2	0.11%



Year	1	2	3	4	at 55 months				
Survival Probability	100.00%	99.90%	99.90%	99.90%	99.90%				
± 1 standard error	0.00%	0.10%	0.10%	0.10%	0.10%				
Sample Size	1,540	1,060	660	330	50				

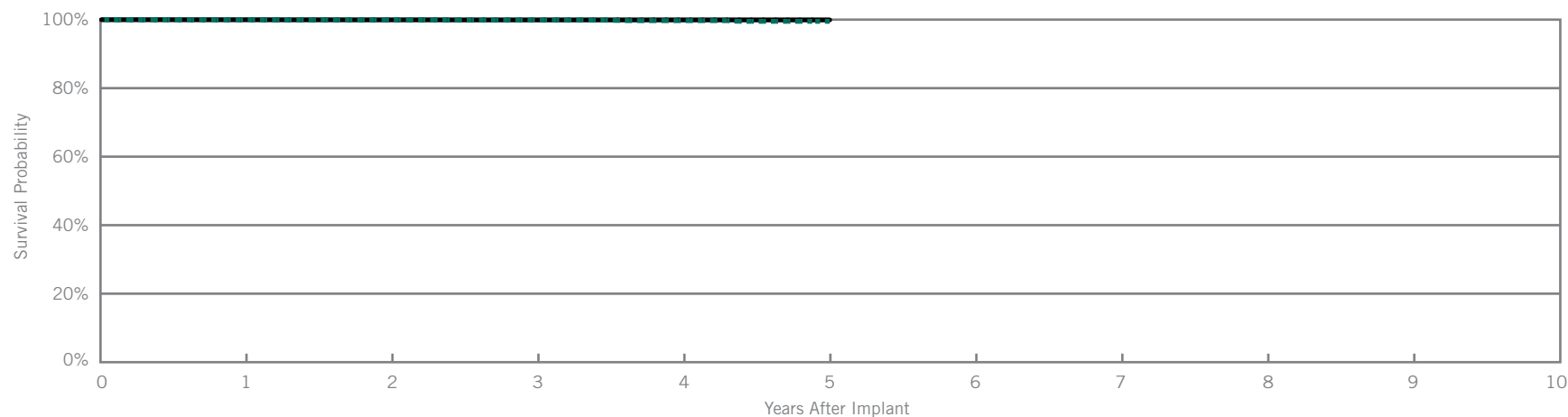
Accent™ DR

Model PM2110

US Regulatory Approval	July 2009
Registered US Implants	48,628
Estimated Active US Implants	36,691
Estimated Longevity	9.2 Years
Normal Battery Depletion	13
Number of US Advisories (see pgs. 298-302)	One

Customer Reported Performance Data

	Malfunctions w/ Compromised Therapy		Malfunctions w/o Compromised Therapy	
	Qty	Rate	Qty	Rate
Electrical Component	1	<0.01%	3	<0.01%
Electrical Interconnect	2	<0.01%	0	0.00%
Battery	0	0.00%	0	0.00%
Software/Firmware	0	0.00%	2	<0.01%
Mechanical	0	0.00%	3	<0.01%
Possible Early Battery Depletion	0	0.00%	1	<0.01%
Other	0	0.00%	0	0.00%
Total	3	<0.01%	9	0.02%



Including Normal Battery Depletion

Year	1	2	3	4	5					
Survival Probability	99.97%	99.93%	99.89%	99.70%	99.50%					
± 1 standard error	0.01%	0.01%	0.02%	0.05%	0.10%					
Sample Size	42,720	30,750	19,380	9,560	250					

Excluding Normal Battery Depletion

Year	1	2	3	4	5					
Survival Probability	99.97%	99.94%	99.92%	99.92%	99.92%					
± 1 standard error	0.01%	0.01%	0.02%	0.02%	0.02%					

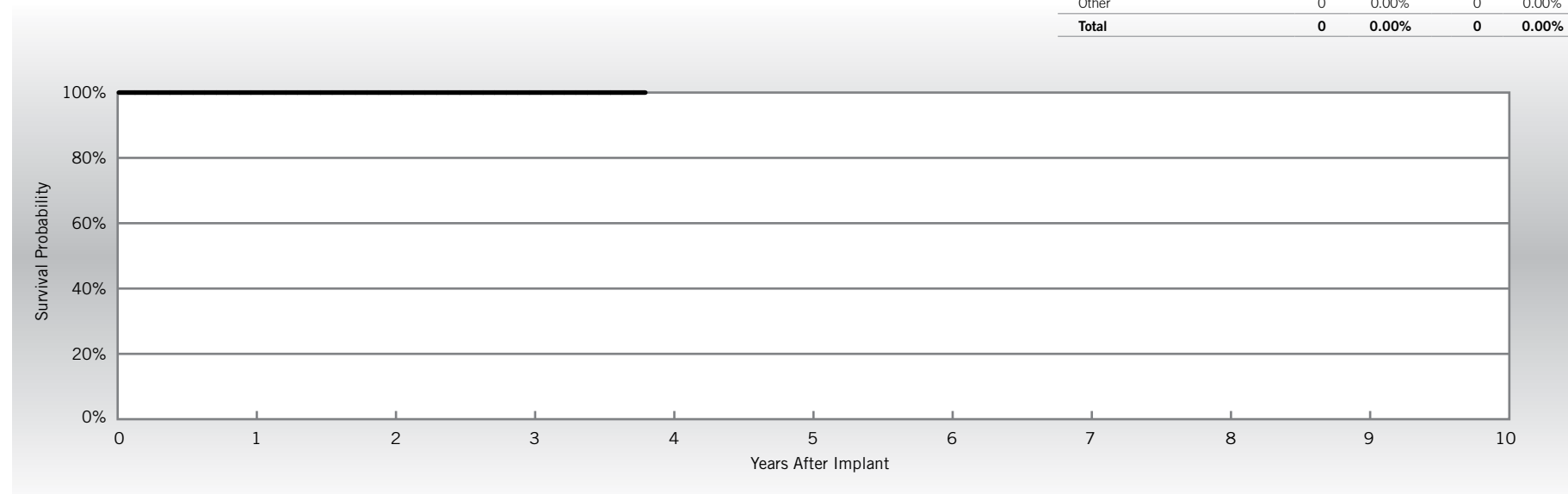
Actively Monitored Study Data

Accent™ DR
Model PM2110

US Regulatory Approval	July 2009
Number of Devices Enrolled in Study	226
Active Devices Enrolled in Study	91
Cumulative Months of Follow-up	6,449
Estimated Longevity	9.2 Years

Qualifying Complications
None Reported

	Malfunctions w/ Compromised Therapy		Malfunctions w/o Compromised Therapy	
	Qty	Rate	Qty	Rate
Electrical Component	0	0.00%	0	0.00%
Electrical Interconnect	0	0.00%	0	0.00%
Battery	0	0.00%	0	0.00%
Software/Firmware	0	0.00%	0	0.00%
Mechanical	0	0.00%	0	0.00%
Possible Early Battery Depletion	0	0.00%	0	0.00%
Other	0	0.00%	0	0.00%
Total	0	0.00%	0	0.00%



Year	1	2	3	at 46 months						
Survival Probability	100.00%	100.00%	100.00%	100.00%						
± 1 standard error	0.00%	0.00%	0.00%	0.00%						
Sample Size	210	150	100	50						

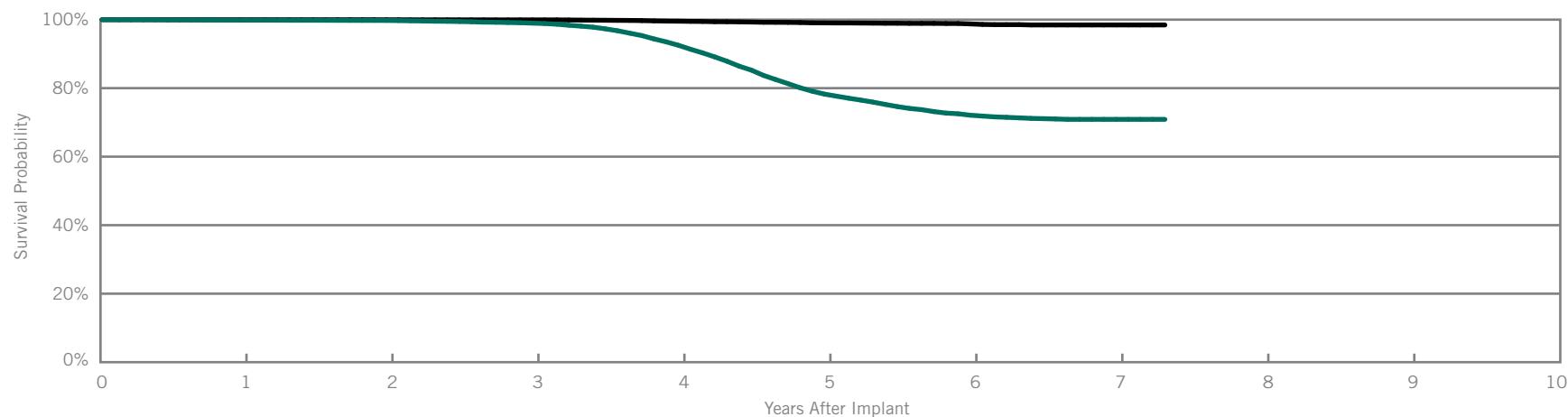
Zephyr™ DR

Model 5820

US Regulatory Approval	March 2007
Registered US Implants	51,703
Estimated Active US Implants	26,405
Estimated Longevity	6.5 Years
Normal Battery Depletion	1,724
Number of US Advisories	None

Customer Reported Performance Data

	Malfunctions w/ Compromised Therapy		Malfunctions w/o Compromised Therapy	
	Qty	Rate	Qty	Rate
Electrical Component	2	<0.01%	33	0.06%
Electrical Interconnect	0	0.00%	0	0.00%
Battery	0	0.00%	0	0.00%
Software/Firmware	0	0.00%	9	0.02%
Mechanical	0	0.00%	2	<0.01%
Possible Early Battery Depletion	0	0.00%	1	<0.01%
Other	0	0.00%	36	0.07%
Total	2	<0.01%	81	0.16%



Including Normal Battery Depletion

Year	1	2	3	4	5	6	7	at 88 months		
Survival Probability	99.86%	99.76%	98.98%	92.52%	78.27%	72.10%	70.89%	70.89%		
± 1 standard error	0.02%	0.02%	0.05%	0.17%	0.31%	0.38%	0.43%	0.43%		
Sample Size	46,510	37,070	28,920	21,100	13,520	6,740	2,040	220		

Excluding Normal Battery Depletion

Year	1	2	3	4	5	6	7	at 88 months		
Survival Probability	99.98%	99.96%	99.93%	99.55%	99.05%	98.75%	98.45%	98.45%		
± 1 standard error	0.01%	0.01%	0.01%	0.04%	0.08%	0.09%	0.15%	0.15%		

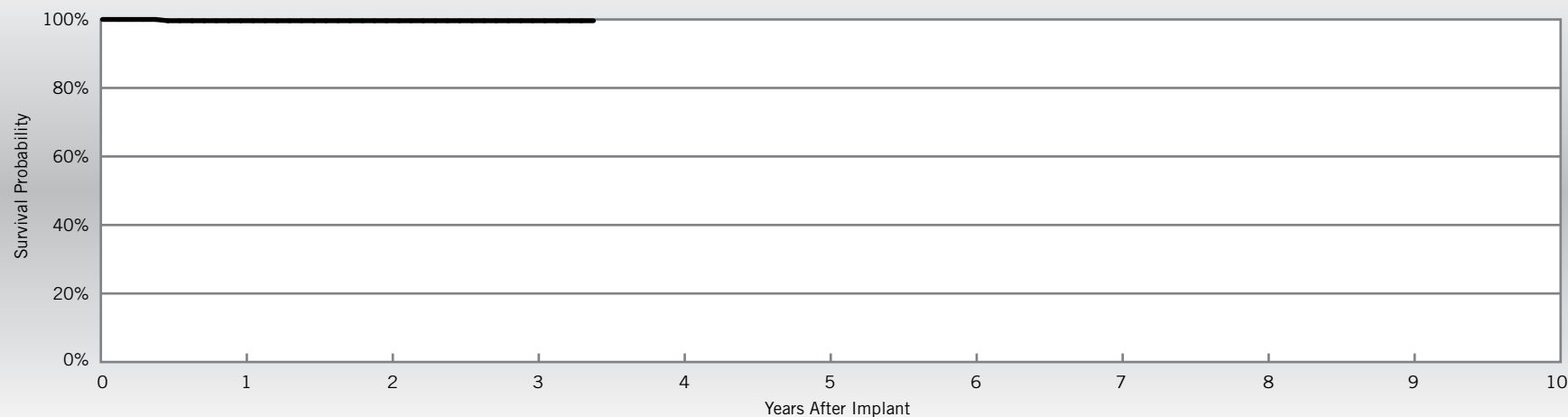
Actively Monitored Study Data

Zephyr™ DR
Model 5820

US Regulatory Approval	March 2007
Number of Devices Enrolled in Study	283
Active Devices Enrolled in Study	22
Cumulative Months of Follow-up	7,442
Estimated Longevity	6.5 Years

Qualifying Complications	Qty.	Rate
Skin Erosion	1	0.35%

	Malfunctions w/ Compromised Therapy		Malfunctions w/o Compromised Therapy	
	Qty	Rate	Qty	Rate
Electrical Component	0	0.00%	0	0.00%
Electrical Interconnect	0	0.00%	0	0.00%
Battery	0	0.00%	0	0.00%
Software/Firmware	0	0.00%	0	0.00%
Mechanical	0	0.00%	0	0.00%
Possible Early Battery Depletion	0	0.00%	0	0.00%
Other	0	0.00%	0	0.00%
Total	0	0.00%	0	0.00%



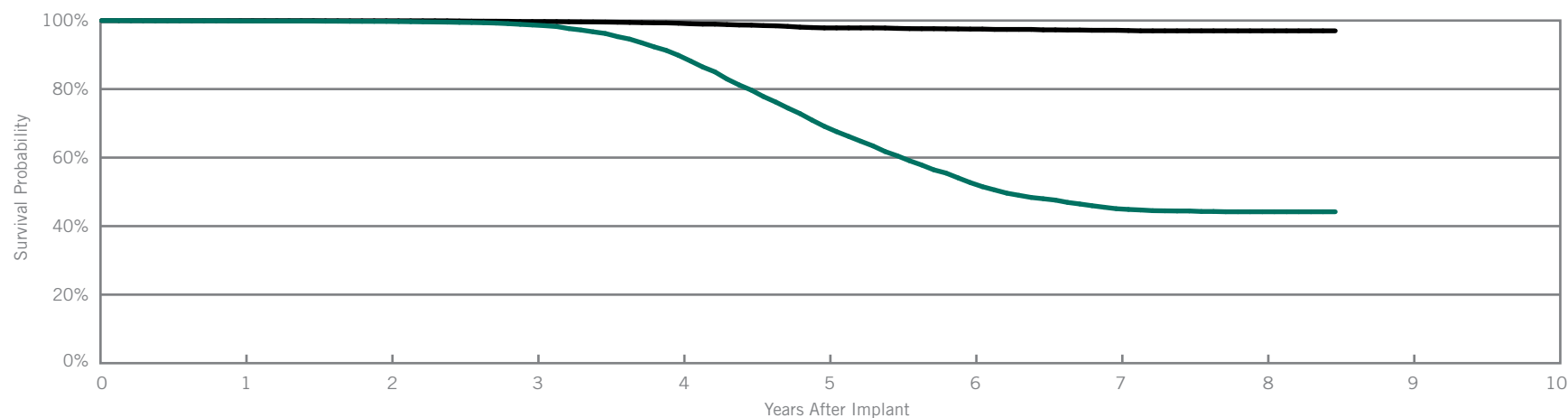
Year	1	2	3	at 41 months					
Survival Probability	99.62%	99.62%	99.62%	99.62%					
± 1 standard error	0.38%	0.38%	0.38%	0.38%					
Sample Size	260	200	120	50					

Victory™ DR
Model 5810

Customer Reported Performance Data

US Regulatory Approval	December 2005
Registered US Implants	26,304
Estimated Active US Implants	4,777
Estimated Longevity	6.5 Years
Normal Battery Depletion	2,741
Number of US Advisories	None

	Malfunctions w/ Compromised Therapy		Malfunctions w/o Compromised Therapy	
	Qty	Rate	Qty	Rate
Electrical Component	1	<0.01%	89	0.34%
Electrical Interconnect	0	0.00%	0	0.00%
Battery	0	0.00%	0	0.00%
Software/Firmware	0	0.00%	8	0.03%
Mechanical	0	0.00%	1	<0.01%
Possible Early Battery Depletion	0	0.00%	17	0.06%
Other	0	0.00%	19	0.07%
Total	1	<0.01%	134	0.51%



Including Normal Battery Depletion

Year	1	2	3	4	5	6	7	8	at 102 months
Survival Probability	99.87%	99.75%	98.71%	89.86%	69.12%	52.70%	45.08%	44.19%	44.19%
± 1 standard error	0.02%	0.03%	0.08%	0.22%	0.37%	0.44%	0.47%	0.49%	0.49%
Sample Size	24,470	21,230	18,520	15,470	11,480	7,210	3,880	1,630	240

Excluding Normal Battery Depletion

Year	1	2	3	4	5	6	7	8	at 102 months
Survival Probability	99.98%	99.93%	99.70%	99.22%	97.85%	97.51%	97.16%	97.00%	97.00%
± 1 standard error	0.01%	0.02%	0.04%	0.06%	0.12%	0.14%	0.17%	0.19%	0.19%

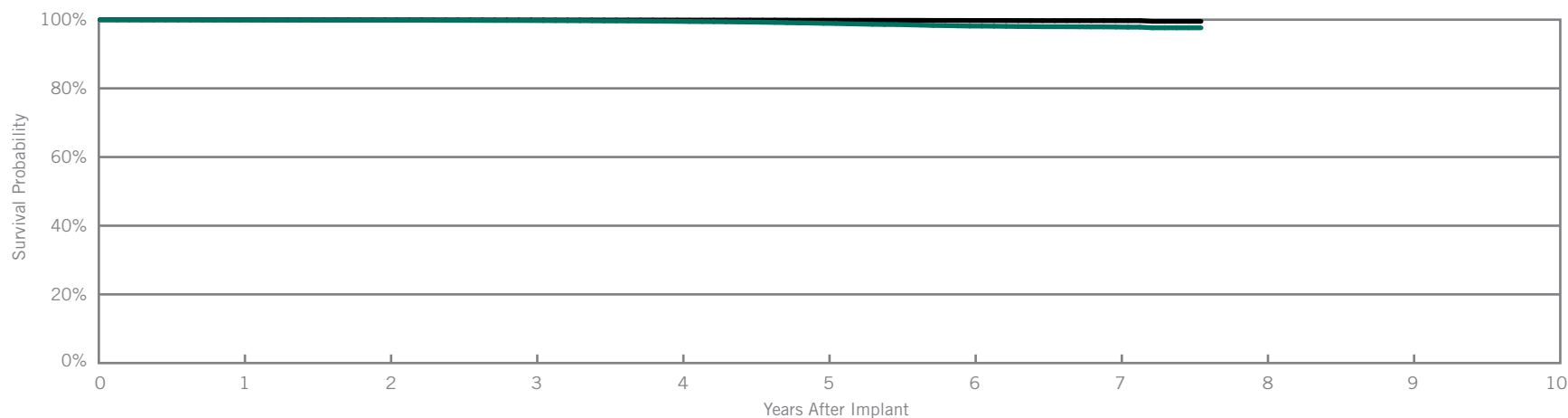
Zephyr™ XL DR

Model 5826

US Regulatory Approval	March 2007
Registered US Implants	111,417
Estimated Active US Implants	72,487
Estimated Longevity	11.7 Years
Normal Battery Depletion	394
Number of US Advisories	None

Customer Reported Performance Data

	Malfunctions w/ Compromised Therapy		Malfunctions w/o Compromised Therapy	
	Qty	Rate	Qty	Rate
Electrical Component	1	<0.01%	17	0.02%
Electrical Interconnect	4	<0.01%	0	0.00%
Battery	0	0.00%	0	0.00%
Software/Firmware	0	0.00%	10	<0.01%
Mechanical	0	0.00%	7	<0.01%
Possible Early Battery Depletion	0	0.00%	3	<0.01%
Other	1	<0.01%	36	0.03%
Total	6	<0.01%	73	0.07%



Including Normal Battery Depletion

Year	1	2	3	4	5	6	7	at 91 months		
Survival Probability	99.92%	99.85%	99.76%	99.52%	98.94%	98.15%	97.87%	97.64%		
± 1 standard error	0.01%	0.01%	0.02%	0.02%	0.04%	0.06%	0.07%	0.12%		
Sample Size	105,250	93,720	83,580	74,170	63,440	42,840	16,700	300		

Excluding Normal Battery Depletion

Year	1	2	3	4	5	6	7	at 91 months		
Survival Probability	99.97%	99.94%	99.92%	99.89%	99.84%	99.76%	99.72%	99.52%		
± 1 standard error	0.01%	0.01%	0.01%	0.01%	0.01%	0.02%	0.03%	0.09%		

Actively Monitored Study Data

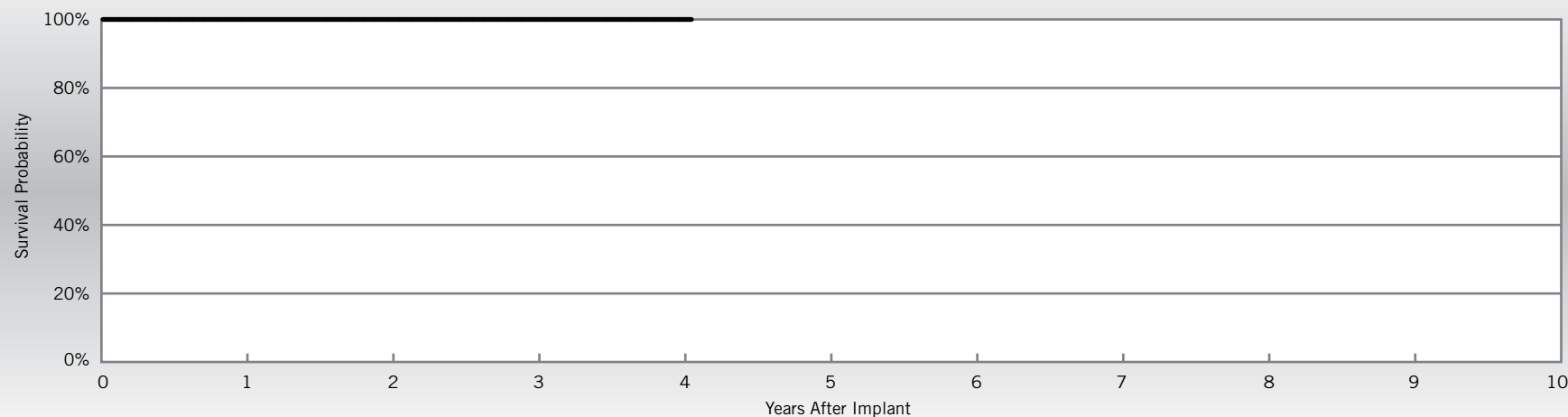
Zephyr™ XL DR

Model 5826

US Regulatory Approval	March 2007
Number of Devices Enrolled in Study	1,517
Active Devices Enrolled in Study	31
Cumulative Months of Follow-up	47,316
Estimated Longevity	11.7 Years

Qualifying Complications
None Reported

	Malfunctions w/ Compromised Therapy		Malfunctions w/o Compromised Therapy	
	Qty	Rate	Qty	Rate
Electrical Component	0	0.00%	1	0.07%
Electrical Interconnect	0	0.00%	0	0.00%
Battery	0	0.00%	0	0.00%
Software/Firmware	0	0.00%	0	0.00%
Mechanical	0	0.00%	0	0.00%
Possible Early Battery Depletion	0	0.00%	0	0.00%
Other	0	0.00%	0	0.00%
Total	0	0.00%	1	0.07%



Year	1	2	3	4	at 49 months				
Survival Probability	100.00%	100.00%	100.00%	100.00%	100.00%				
± 1 standard error	0.00%	0.00%	0.00%	0.00%	0.00%				
Sample Size	1,450	1,270	900	350	60				

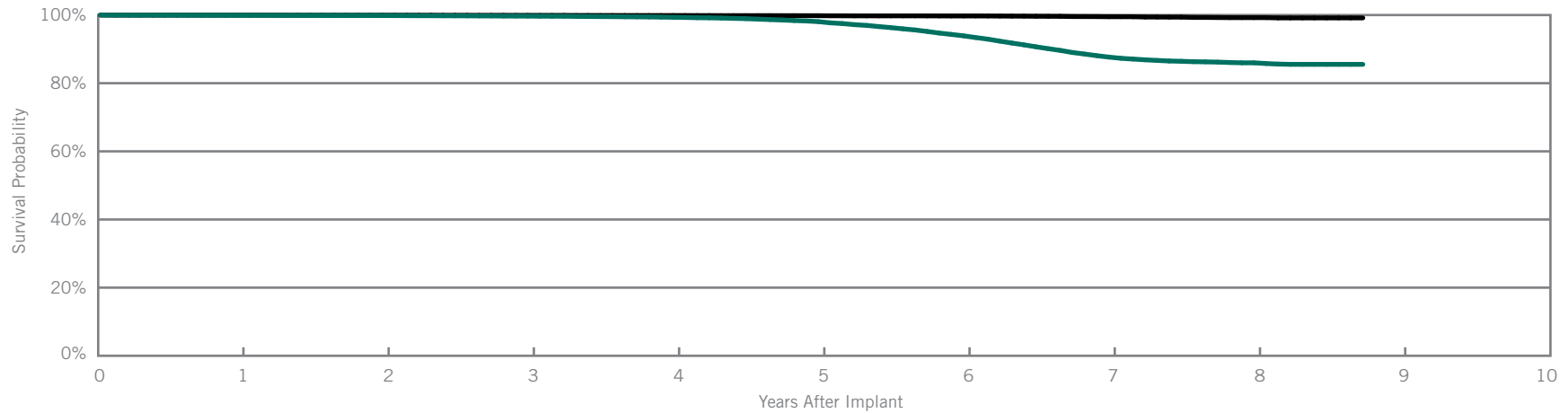
Victory™ XL DR

Model 5816

US Regulatory Approval	December 2005
Registered US Implants	62,606
Estimated Active US Implants	22,564
Estimated Longevity	11.7 Years
Normal Battery Depletion	1,412
Number of US Advisories	None

Customer Reported Performance Data

	Malfunctions w/ Compromised Therapy		Malfunctions w/o Compromised Therapy	
	Qty	Rate	Qty	Rate
Electrical Component	2	<0.01%	25	0.04%
Electrical Interconnect	0	0.00%	0	0.00%
Battery	0	0.00%	0	0.00%
Software/Firmware	0	0.00%	6	<0.01%
Mechanical	0	0.00%	7	0.01%
Possible Early Battery Depletion	0	0.00%	5	<0.01%
Other	1	<0.01%	36	0.06%
Total	3	<0.01%	79	0.13%



Including Normal Battery Depletion

Year	1	2	3	4	5	6	7	8	at 105 months
Survival Probability	99.92%	99.85%	99.68%	99.34%	98.07%	93.90%	87.66%	85.98%	85.53%
± 1 standard error	0.01%	0.02%	0.02%	0.04%	0.07%	0.13%	0.20%	0.23%	0.26%
Sample Size	58,820	51,940	46,040	40,660	35,550	29,470	20,940	9,760	200

Excluding Normal Battery Depletion

Year	1	2	3	4	5	6	7	8	at 105 months
Survival Probability	99.97%	99.95%	99.91%	99.86%	99.81%	99.73%	99.51%	99.24%	99.16%
± 1 standard error	0.01%	0.01%	0.01%	0.02%	0.02%	0.03%	0.04%	0.07%	0.09%

Actively Monitored Study Data

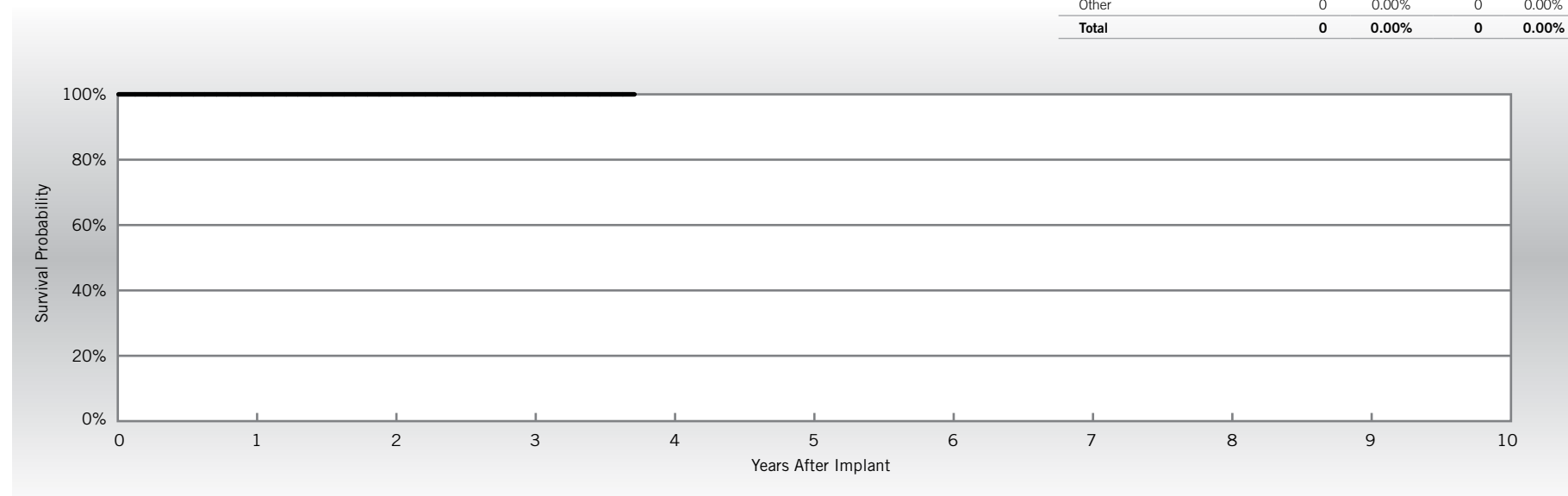
Victory™ XL DR

Model 5816

US Regulatory Approval	December 2005
Number of Devices Enrolled in Study	332
Active Devices Enrolled in Study	3
Cumulative Months of Follow-up	10,627
Estimated Longevity	11.7 Years

Qualifying Complications
None Reported

	Malfunctions w/ Compromised Therapy		Malfunctions w/o Compromised Therapy	
	Qty	Rate	Qty	Rate
Electrical Component	0	0.00%	0	0.00%
Electrical Interconnect	0	0.00%	0	0.00%
Battery	0	0.00%	0	0.00%
Software/Firmware	0	0.00%	0	0.00%
Mechanical	0	0.00%	0	0.00%
Possible Early Battery Depletion	0	0.00%	0	0.00%
Other	0	0.00%	0	0.00%
Total	0	0.00%	0	0.00%



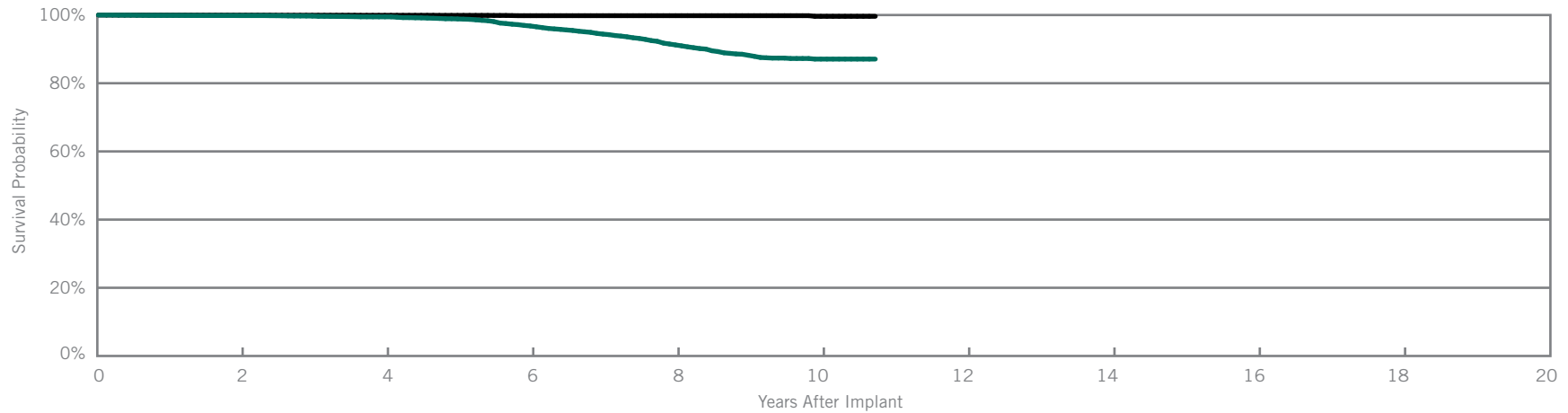
Year	1	2	3	at 45 months					
Survival Probability	100.00%	100.00%	100.00%	100.00%					
± 1 standard error	0.00%	0.00%	0.00%	0.00%					
Sample Size	320	280	200	50					

Verity ADx™ XL DR Model 5356
 Verity ADx™ XL DR M/S Model 5357M/S
 Verity ADx™ XL DC Model 5256

Customer Reported Performance Data

US Regulatory Approval	May 2003
Registered US Implants	17,231
Estimated Active US Implants	5,879
Estimated Longevity	6.9 Years
Normal Battery Depletion	296
Number of US Advisories	None

	Malfunctions w/ Compromised Therapy		Malfunctions w/o Compromised Therapy	
	Qty	Rate	Qty	Rate
Electrical Component	0	0.00%	6	0.03%
Electrical Interconnect	1	<0.01%	0	0.00%
Battery	0	0.00%	1	<0.01%
Software/Firmware	0	0.00%	0	0.00%
Mechanical	0	0.00%	0	0.00%
Possible Early Battery Depletion	0	0.00%	1	<0.01%
Other	0	0.00%	2	0.01%
Total	1	<0.01%	10	0.06%



Including Normal Battery Depletion

Year	2	4	6	8	10	at 129 months			
Survival Probability	99.83%	99.47%	96.79%	91.23%	87.08%	87.08%			
± 1 standard error	0.03%	0.07%	0.18%	0.34%	0.50%	0.50%			
Sample Size	14,130	10,810	7,960	4,900	1,570	250			

Excluding Normal Battery Depletion

Year	2	4	6	8	10	at 129 months			
Survival Probability	99.95%	99.91%	99.81%	99.81%	99.62%	99.62%			
± 1 standard error	0.02%	0.03%	0.04%	0.04%	0.15%	0.15%			

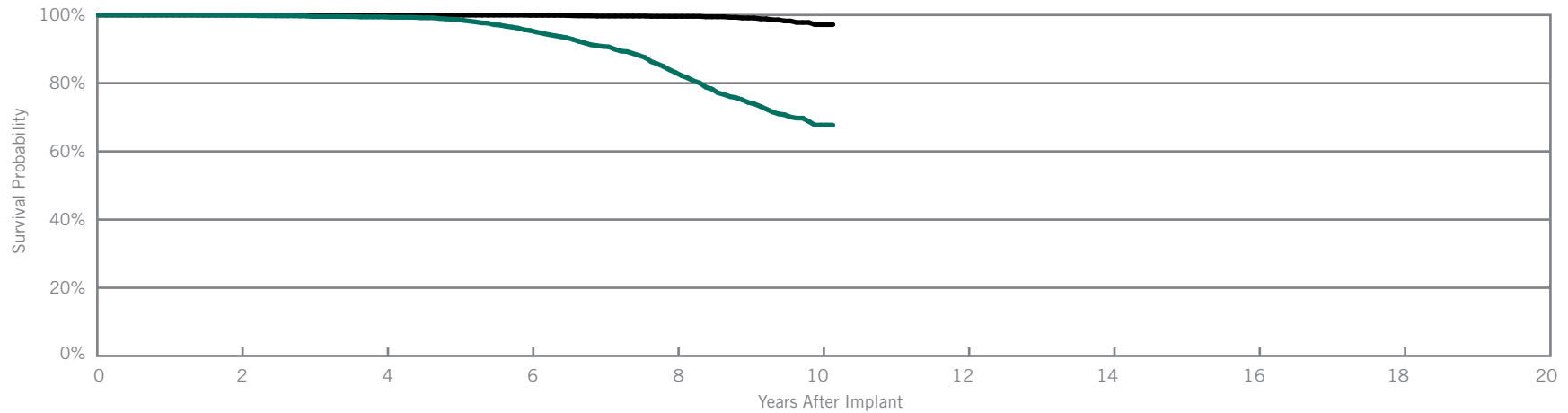
Integrity™ ADx DR

Model 5366

US Regulatory Approval	May 2003
Registered US Implants	8,068
Estimated Active US Implants	2,277
Estimated Longevity	6.9 Years
Normal Battery Depletion	316
Number of US Advisories	None

Customer Reported Performance Data

	Malfunctions w/ Compromised Therapy		Malfunctions w/o Compromised Therapy	
	Qty	Rate	Qty	Rate
Electrical Component	0	0.00%	7	0.09%
Electrical Interconnect	0	0.00%	0	0.00%
Battery	0	0.00%	0	0.00%
Software/Firmware	0	0.00%	1	0.01%
Mechanical	0	0.00%	0	0.00%
Possible Early Battery Depletion	0	0.00%	1	0.01%
Other	0	0.00%	6	0.07%
Total	0	0.00%	15	0.19%



Including Normal Battery Depletion

Year	2	4	6	8	10	at 122 months			
Survival Probability	99.94%	99.44%	95.47%	83.14%	67.73%	67.73%			
± 1 standard error	0.03%	0.10%	0.30%	0.62%	1.22%	1.22%			
Sample Size	6,770	5,330	4,140	2,660	580	210			

Excluding Normal Battery Depletion

Year	2	4	6	8	10	at 122 months			
Survival Probability	100.00%	99.96%	99.91%	99.61%	97.20%	97.20%			
± 1 standard error	0.00%	0.02%	0.02%	0.11%	0.67%	0.67%			

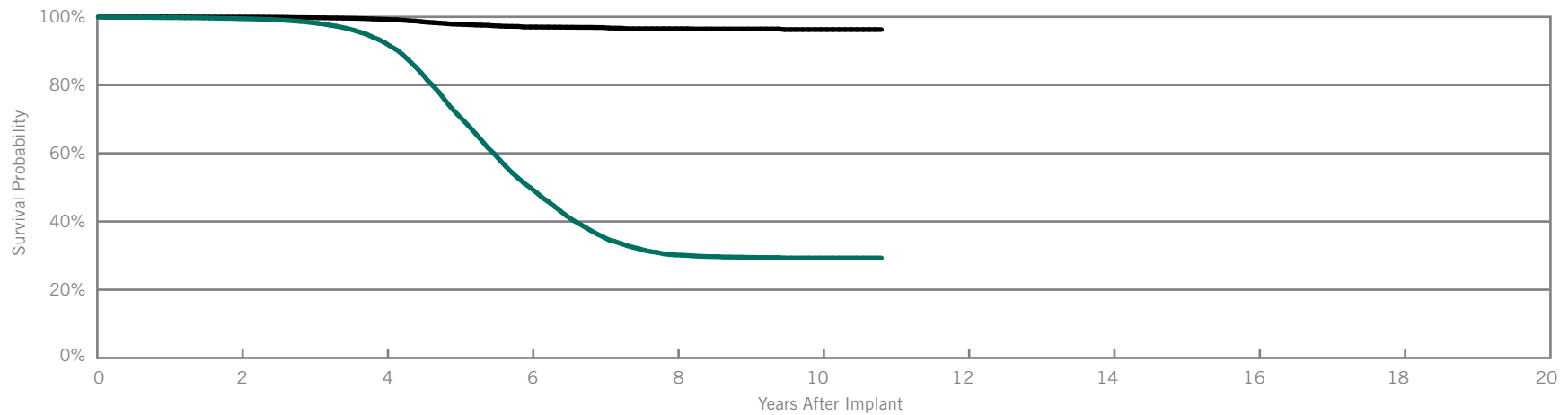
Identity ADx™ DR

Model 5380

US Regulatory Approval	March 2003
Registered US Implants	54,035
Estimated Active US Implants	4,642
Estimated Longevity	3.8 Years
Normal Battery Depletion	6,175
Number of US Advisories (see pgs. 298-302)	One

Customer Reported Performance Data

	Malfunctions w/ Compromised Therapy		Malfunctions w/o Compromised Therapy	
	Qty	Rate	Qty	Rate
Electrical Component	4	<0.01%	262	0.48%
Electrical Interconnect	1	<0.01%	0	0.00%
Battery	0	0.00%	0	0.00%
Software/Firmware	0	0.00%	2	<0.01%
Mechanical	0	0.00%	6	0.01%
Possible Early Battery Depletion	0	0.00%	11	0.02%
Other	0	0.00%	11	0.02%
Total	5	<0.01%	292	0.54%



Including Normal Battery Depletion

Year	2	4	6	8	10	at 130 months			
Survival Probability	99.46%	92.40%	49.93%	30.19%	29.30%	29.30%			
± 1 standard error	0.03%	0.13%	0.32%	0.35%	0.36%	0.36%			
Sample Size	44,190	32,390	13,560	4,040	1,180	200			

Excluding Normal Battery Depletion

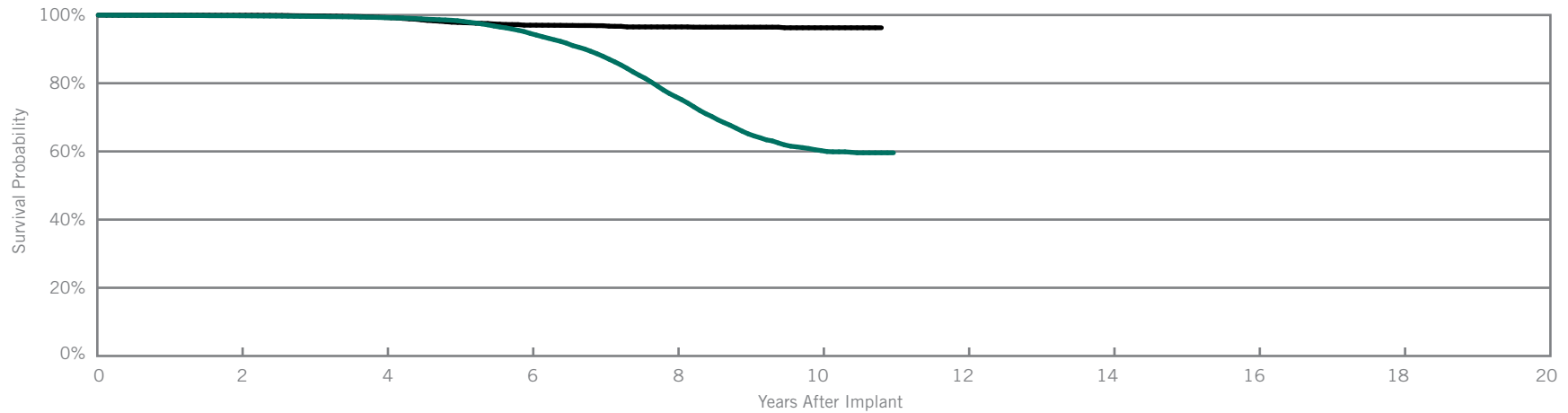
Year	2	4	6	8	10	at 130 months			
Survival Probability	99.93%	99.28%	97.02%	96.51%	96.27%	96.27%			
± 1 standard error	0.01%	0.04%	0.12%	0.15%	0.20%	0.20%			

Identity ADx™ XL DR Model 5386
 Identity ADx™ XL DC Model 5286

Customer Reported Performance Data

US Regulatory Approval	March 2003
Registered US Implants	67,290
Estimated Active US Implants	17,653
Estimated Longevity	6.9 Years
Normal Battery Depletion	3,244
Number of US Advisories (see pgs. 298-302)	One

	Malfunctions w/ Compromised Therapy		Malfunctions w/o Compromised Therapy	
	Qty	Rate	Qty	Rate
Electrical Component	2	<0.01%	129	0.19%
Electrical Interconnect	0	0.00%	2	<0.01%
Battery	0	0.00%	0	0.00%
Software/Firmware	0	0.00%	7	0.01%
Mechanical	0	0.00%	9	0.01%
Possible Early Battery Depletion	0	0.00%	6	<0.01%
Other	0	0.00%	64	0.10%
Total	2	<0.01%	217	0.32%



Including Normal Battery Depletion

Year	2	4	6	8	10	at 132 months			
Survival Probability	99.78%	99.24%	94.60%	76.07%	60.25%	59.59%			
± 1 standard error	0.02%	0.04%	0.11%	0.26%	0.41%	0.45%			
Sample Size	56,280	43,880	32,110	19,030	4,370	240			

Excluding Normal Battery Depletion

Year	2	4	6	8	10	at 132 months			
Survival Probability	99.90%	99.85%	99.69%	98.94%	95.48%	94.61%			
± 1 standard error	0.01%	0.02%	0.03%	0.06%	0.28%	0.39%			

Actively Monitored Study Data

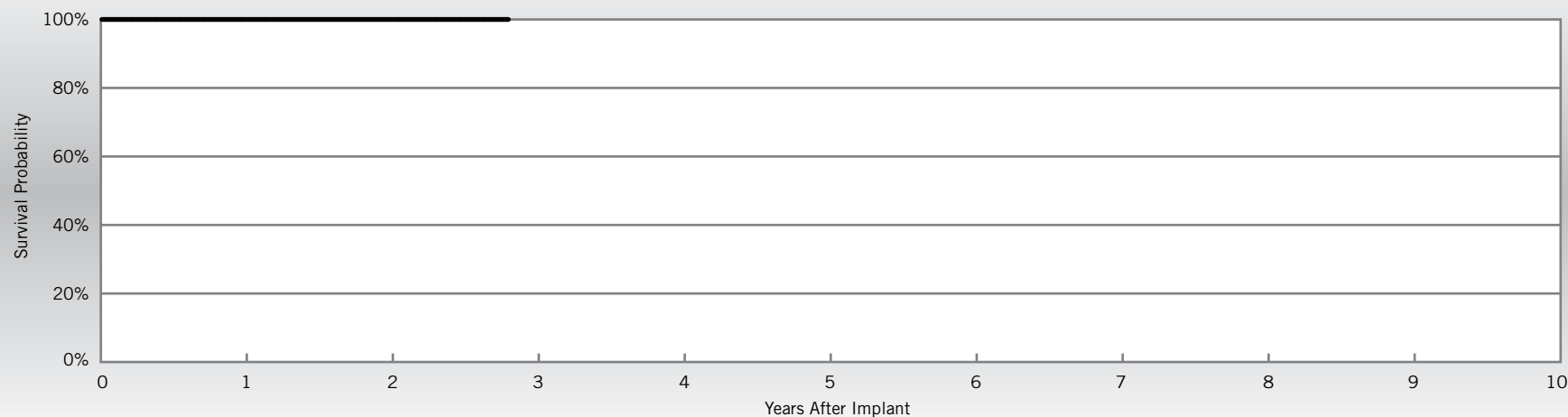
Identity ADx™ XL DR

Model 5386

US Regulatory Approval	March 2003
Number of Devices Enrolled in Study	102
Active Devices Enrolled in Study	1
Cumulative Months of Follow-up	3,251
Estimated Longevity	6.9 Years

Qualifying Complications
None Reported

	Malfunctions w/ Compromised Therapy		Malfunctions w/o Compromised Therapy	
	Qty	Rate	Qty	Rate
Electrical Component	0	0.00%	0	0.00%
Electrical Interconnect	0	0.00%	0	0.00%
Battery	0	0.00%	0	0.00%
Software/Firmware	0	0.00%	0	0.00%
Mechanical	0	0.00%	0	0.00%
Possible Early Battery Depletion	0	0.00%	0	0.00%
Other	0	0.00%	0	0.00%
Total	0	0.00%	0	0.00%



Year	1	2	at 34 months						
Survival Probability	100.00%	100.00%	100.00%						
± 1 standard error	0.00%	0.00%	0.00%						
Sample Size	100	80	50						

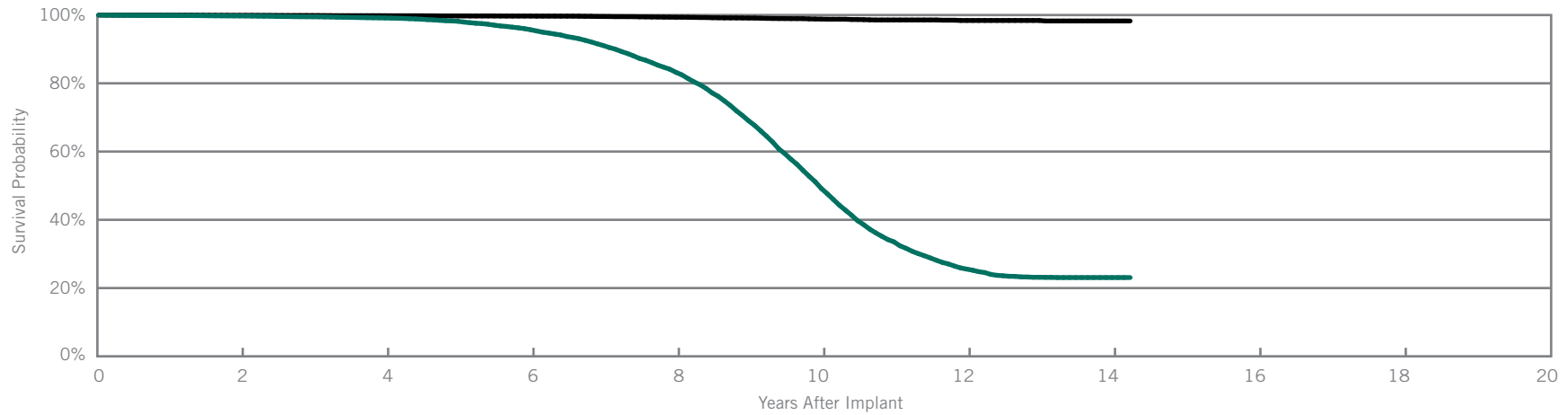
Integrity™ AFx DR

Models 5342 & 5346

US Regulatory Approval	(5342) April 2000 (5346) July 2001
Registered US Implants	47,436
Estimated Active US Implants	2,419
Estimated Longevity	6.3 Years
Normal Battery Depletion	4,606
Number of US Advisories	None

Customer Reported Performance Data

	Malfunctions w/ Compromised Therapy		Malfunctions w/o Compromised Therapy	
	Qty	Rate	Qty	Rate
Electrical Component	2	<0.01%	92	0.19%
Electrical Interconnect	3	<0.01%	1	<0.01%
Battery	0	0.00%	2	<0.01%
Software/Firmware	0	0.00%	0	0.00%
Mechanical	1	<0.01%	3	<0.01%
Possible Early Battery Depletion	0	0.00%	0	0.00%
Other	0	0.00%	4	<0.01%
Total	6	0.01%	102	0.22%



Including Normal Battery Depletion

Year	2	4	6	8	10	12	14	at 171 months		
Survival Probability	99.73%	99.14%	95.70%	83.23%	49.21%	25.56%	23.08%	23.08%		
± 1 standard error	0.02%	0.05%	0.11%	0.25%	0.40%	0.39%	0.39%	0.39%		
Sample Size	40,380	33,150	25,780	17,210	8,270	3,120	850	260		

Excluding Normal Battery Depletion

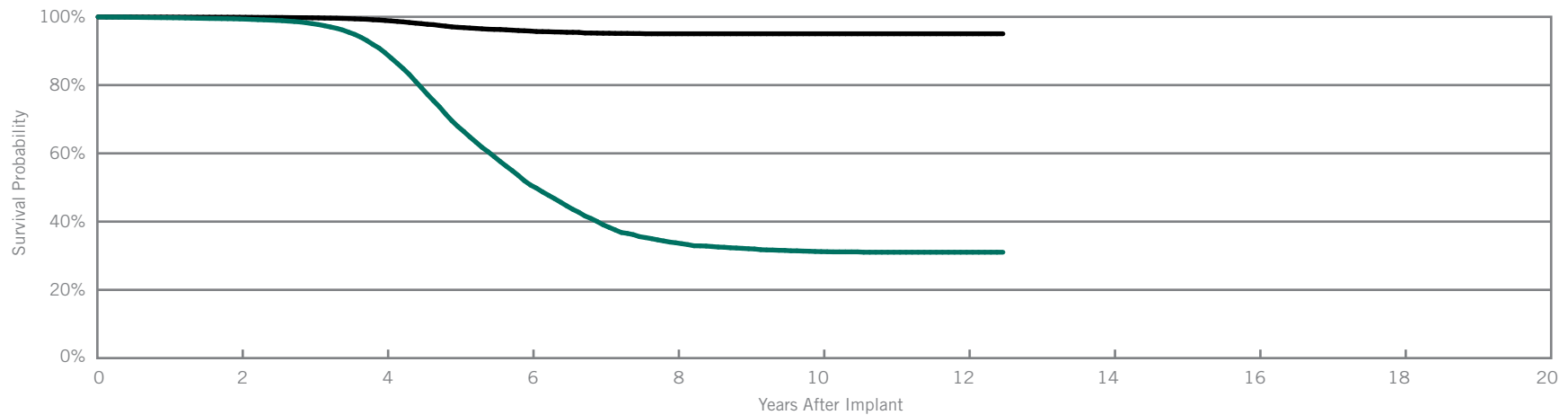
Year	2	4	6	8	10	12	14	at 171 months		
Survival Probability	99.92%	99.81%	99.70%	99.36%	98.82%	98.41%	98.26%	98.26%		
± 1 standard error	0.01%	0.02%	0.03%	0.05%	0.09%	0.14%	0.18%	0.18%		

Identity™
Model 5370

Customer Reported Performance Data

US Regulatory Approval	November 2001
Registered US Implants	58,364
Estimated Active US Implants	2,555
Estimated Longevity	3.8 Years
Normal Battery Depletion	6,065
Number of US Advisories (see pgs. 298-302)	One

	Malfunctions w/ Compromised Therapy		Malfunctions w/o Compromised Therapy	
	Qty	Rate	Qty	Rate
Electrical Component	3	<0.01%	398	0.68%
Electrical Interconnect	2	<0.01%	2	<0.01%
Battery	0	0.00%	0	0.00%
Software/Firmware	0	0.00%	1	<0.01%
Mechanical	0	0.00%	5	<0.01%
Possible Early Battery Depletion	0	0.00%	12	0.02%
Other	0	0.00%	12	0.02%
Total	5	<0.01%	430	0.74%



Including Normal Battery Depletion

Year	2	4	6	8	10	12	at 150 months		
Survival Probability	99.38%	89.46%	50.72%	33.79%	31.20%	31.03%	31.03%		
± 1 standard error	0.03%	0.15%	0.32%	0.37%	0.39%	0.39%	0.39%		
Sample Size	48,150	35,190	12,630	3,950	2,060	880	250		

Excluding Normal Battery Depletion

Year	2	4	6	8	10	12	at 150 months		
Survival Probability	99.88%	98.94%	95.84%	95.04%	95.04%	95.04%	95.04%		
± 1 standard error	0.01%	0.05%	0.14%	0.18%	0.18%	0.18%	0.18%		

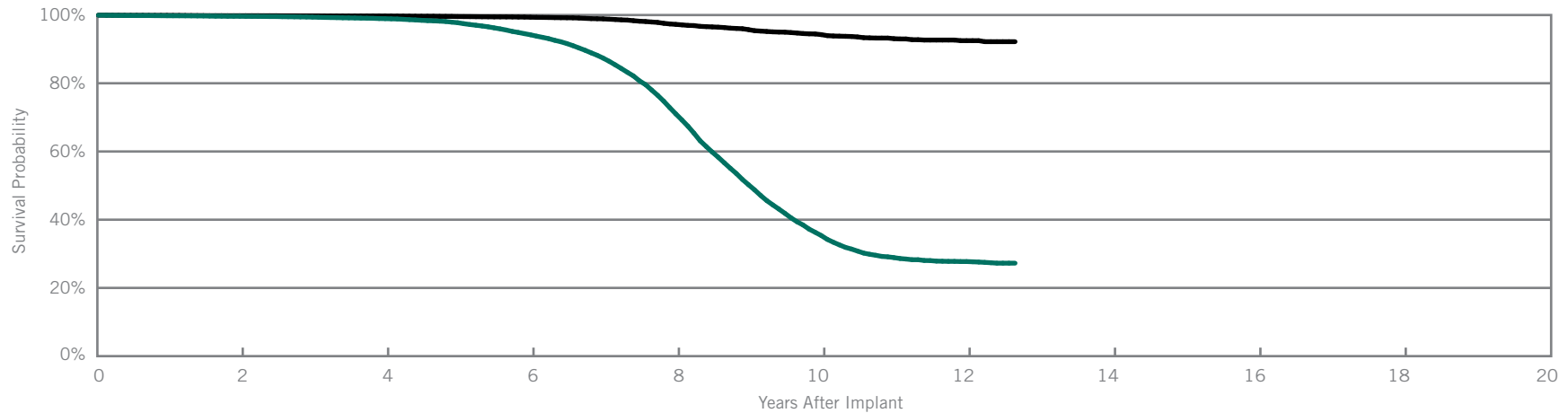
Identity™ XL

Model 5376

US Regulatory Approval	November 2001
Registered US Implants	51,491
Estimated Active US Implants	5,993
Estimated Longevity	6.9 Years
Normal Battery Depletion	5,300
Number of US Advisories (see pgs. 298-302)	One

Customer Reported Performance Data

	Malfunctions w/ Compromised Therapy		Malfunctions w/o Compromised Therapy	
	Qty	Rate	Qty	Rate
Electrical Component	2	<0.01%	308	0.60%
Electrical Interconnect	4	<0.01%	2	<0.01%
Battery	0	0.00%	0	0.00%
Software/Firmware	0	0.00%	12	0.02%
Mechanical	2	<0.01%	5	<0.01%
Possible Early Battery Depletion	0	0.00%	5	<0.01%
Other	0	0.00%	55	0.11%
Total	8	0.02%	387	0.75%



Including Normal Battery Depletion

Year	2	4	6	8	10	12	at 152 months		
Survival Probability	99.64%	98.94%	94.21%	71.01%	35.36%	27.73%	27.26%		
± 1 standard error	0.03%	0.05%	0.13%	0.29%	0.36%	0.37%	0.39%		
Sample Size	43,870	35,290	26,910	17,590	6,860	1,680	260		

Excluding Normal Battery Depletion

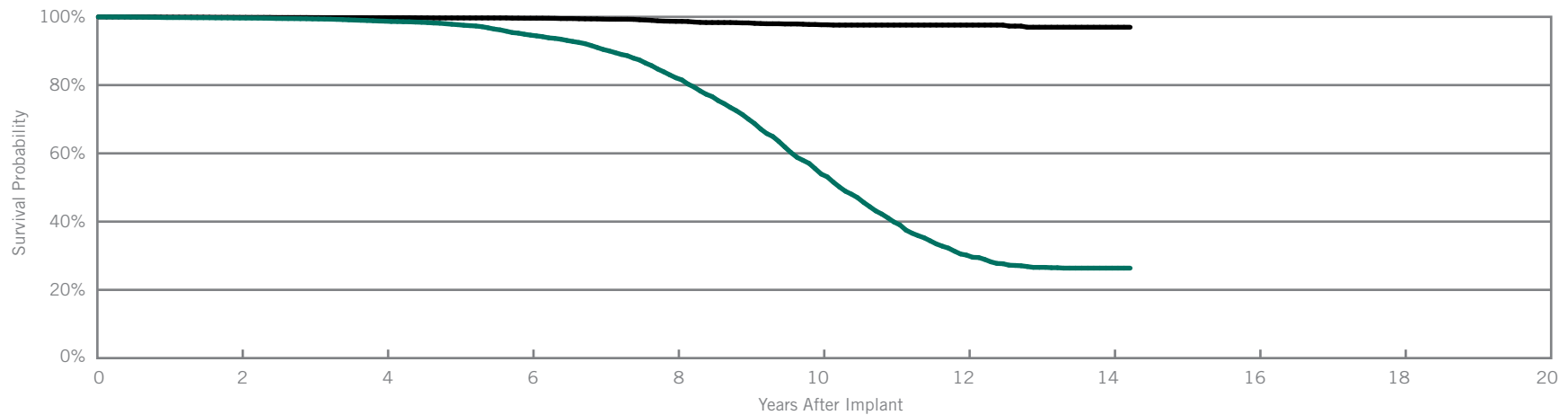
Year	2	4	6	8	10	12	at 152 months		
Survival Probability	99.81%	99.71%	99.36%	97.26%	94.26%	92.49%	92.19%		
± 1 standard error	0.02%	0.03%	0.04%	0.11%	0.20%	0.33%	0.39%		

Entity™ DR Model 5326
Entity™ DC Model 5226

Customer Reported Performance Data

US Regulatory Approval	June 1999
Registered US Implants	21,828
Estimated Active US Implants	840
Estimated Longevity	6.3 Years
Normal Battery Depletion	1,545
Number of US Advisories	None

	Malfunctions w/ Compromised Therapy		Malfunctions w/o Compromised Therapy	
	Qty	Rate	Qty	Rate
Electrical Component	1	<0.01%	65	0.30%
Electrical Interconnect	2	<0.01%	2	<0.01%
Battery	0	0.00%	1	<0.01%
Software/Firmware	0	0.00%	1	<0.01%
Mechanical	0	0.00%	0	0.00%
Possible Early Battery Depletion	0	0.00%	1	<0.01%
Other	0	0.00%	1	<0.01%
Total	3	0.01%	71	0.33%



Including Normal Battery Depletion

Year	2	4	6	8	10	12	14	at 171 months		
Survival Probability	99.66%	98.73%	94.64%	82.14%	53.93%	30.17%	26.37%	26.37%		
± 1 standard error	0.04%	0.09%	0.20%	0.41%	0.66%	0.72%	0.73%	0.73%		
Sample Size	17,840	14,050	10,270	6,300	2,980	1,190	400	210		

Excluding Normal Battery Depletion

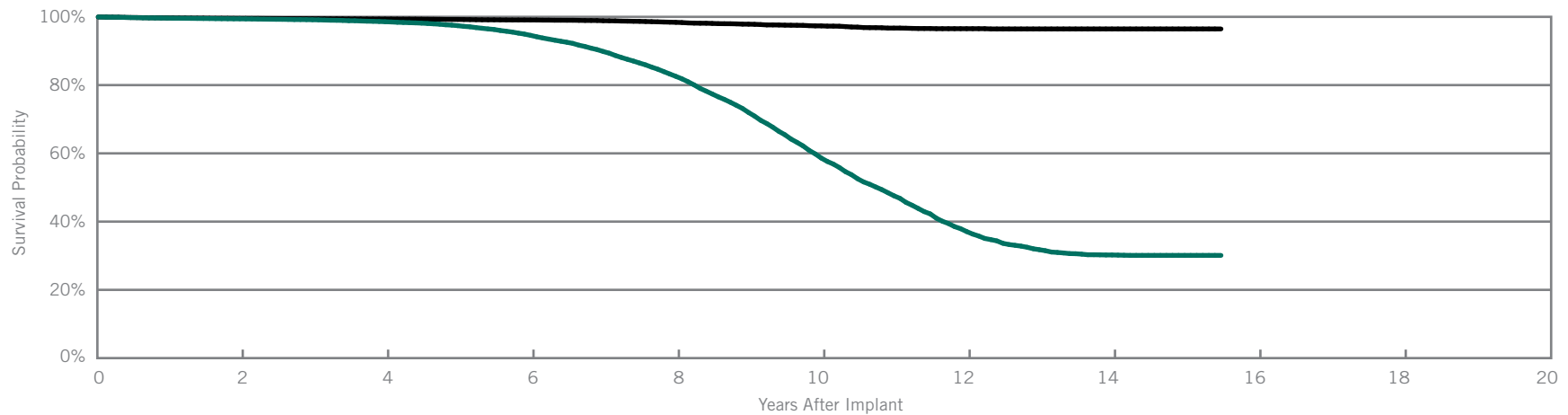
Year	2	4	6	8	10	12	14	at 171 months		
Survival Probability	99.85%	99.74%	99.60%	98.68%	97.68%	97.59%	96.96%	96.96%		
± 1 standard error	0.03%	0.04%	0.05%	0.13%	0.20%	0.22%	0.38%	0.38%		

Affinity™ DR Models 5330 & 5331
Affinity™ DC Model 5230

Customer Reported Performance Data

US Regulatory Approval	(5330) January 1999 (5230/5331) June 1999
Registered US Implants	65,712
Estimated Active US Implants	2,680
Estimated Longevity	6.3 Years
Normal Battery Depletion	4,542
Number of US Advisories (see pgs. 298-302)	One

	Malfunctions w/ Compromised Therapy		Malfunctions w/o Compromised Therapy	
	Qty	Rate	Qty	Rate
Electrical Component	5	<0.01%	283	0.43%
Electrical Interconnect	9	0.01%	13	0.02%
Battery	0	0.00%	6	<0.01%
Software/Firmware	0	0.00%	2	<0.01%
Mechanical	0	0.00%	5	<0.01%
Possible Early Battery Depletion	0	0.00%	1	<0.01%
Other	1	<0.01%	5	<0.01%
Total	15	0.02%	315	0.48%



Including Normal Battery Depletion

Year	2	4	6	8	10	12	14	at 186 months		
Survival Probability	99.42%	98.57%	94.58%	82.56%	58.62%	37.09%	30.22%	30.10%		
± 1 standard error	0.03%	0.05%	0.11%	0.22%	0.36%	0.43%	0.44%	0.44%		
Sample Size	55,290	44,830	33,820	21,120	9,860	4,180	1,920	240		

Excluding Normal Battery Depletion

Year	2	4	6	8	10	12	14	at 186 months		
Survival Probability	99.56%	99.36%	99.08%	98.39%	97.35%	96.53%	96.46%	96.46%		
± 1 standard error	0.03%	0.03%	0.04%	0.07%	0.12%	0.16%	0.17%	0.17%		

SUMMARY INFORMATION

Dual-Chamber Pacemakers

Survival Summary

Including Normal Battery Depletion

Models	Family	Survival Probability									
		1 year	2 year	3 year	4 year	5 year	6 year	7 year	8 year	9 year	10 year
PM2160	Endurity™ DR*										
PM2240	Assurity™ DR RF*										
PM2210	Accent™ DR RF	99.93%	99.88%	99.79%	99.66%	99.48%					
PM2110	Accent™ DR	99.97%	99.93%	99.89%	99.70%	99.50%					
5820	Zephyr™ DR	99.86%	99.76%	98.98%	92.52%	78.27%	72.10%	70.89%			
5810	Victory™ DR	99.87%	99.75%	98.71%	89.86%	69.12%	52.70%	45.08%	44.19%		
5826	Zephyr™ XL DR	99.92%	99.85%	99.76%	99.52%	98.94%	98.15%	97.87%			
5816	Victory™ XL DR	99.92%	99.85%	99.68%	99.34%	98.07%	93.90%	87.66%	85.98%		
5356/5357/5256	Verity ADx™ XL DR/ DR(M/S) / DC	99.89%	99.83%	99.69%	99.47%	98.86%	96.79%	94.41%	91.23%	88.20%	87.08%
5366	Integrity™ ADx XL DR	100.00%	99.94%	99.57%	99.44%	98.65%	95.47%	90.80%	83.14%	74.36%	67.73%
5380	Identity ADx™ DR	99.77%	99.46%	98.28%	92.40%	71.36%	49.93%	35.52%	30.19%	29.47%	29.30%
5386/5286	Identity ADx™ XL DR/DC	99.88%	99.78%	99.58%	99.24%	98.34%	94.60%	87.91%	76.07%	65.15%	60.25%
5342/5346	Integrity™ AFx DR	99.87%	99.73%	99.49%	99.14%	98.18%	95.70%	91.08%	83.23%	69.03%	49.21%
5370	Identity™	99.76%	99.38%	98.00%	89.46%	67.89%	50.72%	39.06%	33.79%	32.05%	31.20%
5376	Identity™ XL	99.79%	99.64%	99.39%	98.94%	97.75%	94.21%	87.37%	71.01%	50.24%	35.36%
5326/5226	Entity™ DR/DC	99.79%	99.66%	99.40%	98.73%	97.70%	94.64%	90.44%	82.14%	70.00%	53.93%
5330/5331/5230	Affinity™ DR/DC	99.64%	99.42%	99.15%	98.57%	97.41%	94.58%	89.85%	82.56%	71.97%	58.62%

*No survival probability is stated at one year due to the device not meeting the required minimum sample size of 200 U.S. implants with 12 consecutive months of data. Please refer to the individual graphs for data up to one year.

Survival Summary

Excluding Normal Battery Depletion

Models	Family	Survival Probability										
		1 year	2 year	3 year	4 year	5 year	6 year	7 year	8 year	9 year	10 year	
PM2160	Endurity™ DR*											
PM2240	Assurity™ DR RF*											
PM2210	Accent™ DR RF	99.95%	99.90%	99.84%	99.80%	99.75%						
PM2110	Accent™ DR	99.97%	99.94%	99.92%	99.92%	99.92%						
5820	Zephyr™ DR	99.98%	99.96%	99.93%	99.55%	99.05%	98.75%	98.45%				
5810	Victory™ DR	99.98%	99.93%	99.70%	99.22%	97.85%	97.51%	97.16%	97.00%			
5826	Zephyr™ XL DR	99.97%	99.94%	99.92%	99.89%	99.84%	99.76%	99.72%				
5816	Victory™ XL DR	99.97%	99.95%	99.91%	99.86%	99.81%	99.73%	99.51%	99.24%			
5356/5357/5256	Verity ADx™ XL DR/ DR(M/S) / DC	99.96%	99.95%	99.93%	99.91%	99.89%	99.81%	99.81%	99.81%	99.81%	99.62%	
5366	Integrity™ ADx XL DR	100.00%	100.00%	99.96%	99.96%	99.96%	99.91%	99.69%	99.61%	99.13%	97.20%	
5380	Identity ADx™ DR	99.96%	99.93%	99.75%	99.28%	97.84%	97.02%	96.88%	96.51%	96.44%	96.27%	
5386/5286	Identity ADx™ XL DR/DC	99.92%	99.90%	99.87%	99.85%	99.78%	99.69%	99.52%	98.94%	97.65%	95.48%	
5342/5346	Integrity™ AFx DR	99.96%	99.92%	99.86%	99.81%	99.73%	99.70%	99.57%	99.36%	99.12%	98.82%	
5370	Identity™	99.93%	99.88%	99.71%	98.94%	96.93%	95.84%	95.19%	95.04%	95.04%	95.04%	
5376	Identity™ XL	99.90%	99.81%	99.76%	99.71%	99.55%	99.36%	98.88%	97.26%	95.72%	94.26%	
5326/5226	Entity™ DR/DC	99.91%	99.85%	99.79%	99.74%	99.67%	99.60%	99.32%	98.68%	98.23%	97.68%	
5330/5331/5230	Affinity™ DR/DC	99.69%	99.56%	99.46%	99.36%	99.24%	99.08%	98.87%	98.39%	97.85%	97.35%	

*No survival probability is stated at one year due to the device not meeting the required minimum sample size of 200 U.S. implants with 12 consecutive months of data. Please refer to the individual graphs for data up to one year.

U.S. Malfunction Summary

Models	Family	Registered US Implants	Percent Returned for Analysis	U.S. Malfunctions w/ Compromised Therapy																	
				Electrical Component		Electrical Interconnect		Battery		Software/Firmware		Mechanical		Possible Early Battery Depletion		Other		Total			
				Qty.	Rate	Qty.	Rate	Qty.	Rate	Qty.	Rate	Qty.	Rate	Qty.	Rate	Qty.	Rate	Qty.	Rate		
PM2160	Endurity™ DR*	3,278	0.4%	0	0.00%	0	0.00%	0	0.00%	0	0.00%	0	0.00%	0	0.00%	0	0.00%	0	0.00%	0	0.00%
PM2240	Assurity™ DR RF	22,651	0.3%	0	0.00%	0	0.00%	0	0.00%	0	0.00%	0	0.00%	0	0.00%	0	0.00%	0	0.00%	0	0.00%
PM2210	Accent™ DR RF	242,133	2.4%	13	<0.01%	6	<0.01%	0	0.00%	0	0.00%	0	0.00%	5	<0.01%	5	<0.01%	29	0.01%		
PM2110	Accent™ DR	48,628	2.4%	1	<0.01%	2	<0.01%	0	0.00%	0	0.00%	0	0.00%	0	0.00%	0	0.00%	3	<0.01%		
5820	Zephyr™ DR	51,703	7.6%	2	<0.01%	0	0.00%	0	0.00%	0	0.00%	0	0.00%	0	0.00%	0	0.00%	2	<0.01%		
5810	Victory™ DR	26,304	16.2%	1	<0.01%	0	0.00%	0	0.00%	0	0.00%	0	0.00%	0	0.00%	0	0.00%	1	<0.01%		
5826	Zephyr™ XL DR	111,417	5.2%	1	<0.01%	4	<0.01%	0	0.00%	0	0.00%	0	0.00%	0	0.00%	1	<0.01%	6	<0.01%		
5816	Victory™ XL DR	62,606	10.2%	2	<0.01%	0	0.00%	0	0.00%	0	0.00%	0	0.00%	0	0.00%	1	<0.01%	3	<0.01%		
5356/5357/5256	Verity ADx™ XL DR/DR(M/S) / DC	17,231	6.3%	0	0.00%	1	<0.01%	0	0.00%	0	0.00%	0	0.00%	0	0.00%	0	0.00%	1	<0.01%		
5366	Integrity™ ADx XL DR	8,068	10.1%	0	0.00%	0	0.00%	0	0.00%	0	0.00%	0	0.00%	0	0.00%	0	0.00%	0	0.00%		
5380	Identity ADx™ DR	54,035	15.4%	4	<0.01%	1	<0.01%	0	0.00%	0	0.00%	0	0.00%	0	0.00%	0	0.00%	5	<0.01%		
5386/5286	Identity ADx™ XL DR/DC	67,290	12.2%	2	<0.01%	0	0.00%	0	0.00%	0	0.00%	0	0.00%	0	0.00%	0	0.00%	2	<0.01%		
5342/5346	Integrity™ AFx DR	47,436	14.0%	2	<0.01%	3	<0.01%	0	0.00%	0	0.00%	1	<0.01%	0	0.00%	0	0.00%	6	0.01%		
5370	Identity™	58,364	13.7%	3	<0.01%	2	<0.01%	0	0.00%	0	0.00%	0	0.00%	0	0.00%	0	0.00%	5	<0.01%		
5376	Identity™ XL	51,491	16.9%	2	<0.01%	4	<0.01%	0	0.00%	0	0.00%	2	<0.01%	0	0.00%	0	0.00%	8	0.02%		
5326/5226	Entity™ DR/DC	21,828	11.0%	1	<0.01%	2	<0.01%	0	0.00%	0	0.00%	0	0.00%	0	0.00%	0	0.00%	3	0.01%		
5330/5331/5230	Affinity™ DR/DC	65,712	10.8%	5	<0.01%	9	0.01%	0	0.00%	0	0.00%	0	0.00%	0	0.00%	1	<0.01%	15	0.02%		

Definitions of malfunction categories can be found on pages 7-8.

U.S. Malfunction Summary

Models	Family	Registered US Implants	Percent Returned for Analysis	U.S. Malfunctions w/o Compromised Therapy															
				Electrical Component		Electrical Interconnect		Battery		Software/Firmware		Mechanical		Possible Early Battery Depletion		Other		Total	
				Qty.	Rate	Qty.	Rate	Qty.	Rate	Qty.	Rate	Qty.	Rate	Qty.	Rate	Qty.	Rate	Qty.	Rate
PM2160	Endurity™ DR*	3,278	0.4%	0	0.00%	0	0.00%	0	0.00%	0	0.00%	2	0.06%	0	0.00%	0	0.00%	2	0.06%
PM2240	Assurity™ DR RF	22,651	0.3%	0	0.00%	0	0.00%	0	0.00%	0	0.00%	4	0.02%	0	0.00%	0	0.00%	4	0.02%
PM2210	Accent™ DR RF	242,133	2.4%	20	<0.01%	25	0.01%	0	0.00%	0	0.00%	8	<0.01%	14	<0.01%	26	0.01%	93	0.04%
PM2110	Accent™ DR	48,628	2.4%	3	<0.01%	0	0.00%	0	0.00%	2	<0.01%	3	<0.01%	1	<0.01%	0	0.00%	9	0.02%
5820	Zephyr™ DR	51,703	7.6%	33	0.06%	0	0.00%	0	0.00%	9	0.02%	2	<0.01%	1	<0.01%	36	0.07%	81	0.16%
5810	Victory™ DR	26,304	16.2%	89	0.34%	0	0.00%	0	0.00%	8	0.03%	1	<0.01%	17	0.06%	19	0.07%	134	0.51%
5826	Zephyr™ XL DR	111,417	5.2%	17	0.02%	0	0.00%	0	0.00%	10	<0.01%	7	<0.01%	3	<0.01%	36	0.03%	73	0.07%
5816	Victory™ XL DR	62,606	10.2%	25	0.04%	0	0.00%	0	0.00%	6	<0.01%	7	0.01%	5	<0.01%	36	0.06%	79	0.13%
5356/5357/5256	Verity ADx™ XL DR/DR(M/S) / DC	17,231	6.3%	6	0.03%	0	0.00%	1	<0.01%	0	0.00%	0	0.00%	1	<0.01%	2	0.01%	10	0.06%
5366	Integrity™ ADx XL DR	8,068	10.1%	7	0.09%	0	0.00%	0	0.00%	1	0.01%	0	0.00%	1	0.01%	6	0.07%	15	0.19%
5380	Identity ADx™ DR	54,035	15.4%	262	0.48%	0	0.00%	0	0.00%	2	<0.01%	6	0.01%	11	0.02%	11	0.02%	292	0.54%
5386/5286	Identity ADx™ XL DR/DC	67,290	12.2%	129	0.19%	2	<0.01%	0	0.00%	7	0.01%	9	0.01%	6	<0.01%	64	0.10%	217	0.32%
5342/5346	Integrity™ AFx DR	47,436	14.0%	92	0.19%	1	<0.01%	2	<0.01%	0	0.00%	3	<0.01%	0	0.00%	4	<0.01%	102	0.22%
5370	Identity™	58,364	13.7%	398	0.68%	2	<0.01%	0	0.00%	1	<0.01%	5	<0.01%	12	0.02%	12	0.02%	430	0.74%
5376	Identity™ XL	51,491	16.9%	308	0.60%	2	<0.01%	0	0.00%	12	0.02%	5	<0.01%	5	<0.01%	55	0.11%	387	0.75%
5326/5226	Entity™ DR/DC	21,828	11.0%	65	0.30%	2	<0.01%	1	<0.01%	1	<0.01%	0	0.00%	1	<0.01%	1	<0.01%	71	0.33%
5330/5331/5230	Affinity™ DR/DC	65,712	10.8%	283	0.43%	13	0.02%	6	<0.01%	2	<0.01%	5	<0.01%	1	<0.01%	5	<0.01%	315	0.48%

Definitions of malfunction categories can be found on [pages 7-8](#).

Worldwide Malfunction Summary

Models	Family	Worldwide Sales	Percent Returned for Analysis	Worldwide Malfunctions w/ Compromised Therapy																	
				Electrical Component		Electrical Interconnect		Battery		Software/Firmware		Mechanical		Possible Early Battery Depletion		Other		Total			
				Qty.	Rate	Qty.	Rate	Qty.	Rate	Qty.	Rate	Qty.	Rate	Qty.	Rate	Qty.	Rate	Qty.	Rate		
PM2160	Endurity™ DR	28,748	0.3%	0	0.00%	0	0.00%	0	0.00%	0	0.00%	0	0.00%	0	0.00%	0	0.00%	0	0.00%	0	0.00%
PM2240	Assurity™ DR RF	27,555	0.3%	0	0.00%	0	0.00%	0	0.00%	0	0.00%	0	0.00%	0	0.00%	0	0.00%	0	0.00%	0	0.00%
PM2210	Accent™ DR RF	245,793	2.4%	13	<0.01%	6	<0.01%	0	0.00%	0	0.00%	0	0.00%	5	<0.01%	5	<0.01%	29	0.01%		
PM2110	Accent™ DR	49,375	2.4%	1	<0.01%	2	<0.01%	0	0.00%	0	0.00%	0	0.00%	0	0.00%	0	0.00%	3	<0.01%		

Models	Family	Worldwide Sales	Percent Returned for Analysis	Worldwide Malfunctions w/o Compromised Therapy															
				Electrical Component		Electrical Interconnect		Battery		Software/Firmware		Mechanical		Possible Early Battery Depletion		Other		Total	
				Qty.	Rate	Qty.	Rate	Qty.	Rate	Qty.	Rate	Qty.	Rate	Qty.	Rate	Qty.	Rate	Qty.	Rate
PM2160	Endurity™ DR	28,748	0.3%	0	0.00%	0	0.00%	0	0.00%	0	0.00%	3	0.01%	0	0.00%	1	<0.01%	4	0.01%
PM2240	Assurity™ DR RF	27,555	0.3%	0	0.00%	0	0.00%	0	0.00%	0	0.00%	5	0.02%	0	0.00%	0	0.00%	5	0.02%
PM2210	Accent™ DR RF	245,793	2.4%	22	<0.01%	27	0.01%	0	0.00%	0	0.00%	8	<0.01%	14	<0.01%	26	0.01%	97	0.04%
PM2110	Accent™ DR	49,375	2.4%	3	<0.01%	0	0.00%	0	0.00%	2	<0.01%	3	<0.01%	1	<0.01%	0	0.00%	9	0.02%

Definitions of malfunction categories can be found on [pages 7-8](#).

Actively Monitored Study Data Summary

Qualifying Complications

Models	Number of Devices Enrolled	Active Devices Enrolled	Cumulative Months of Follow-Up	Loss Telemetry		Pericardial Effusion		Premature Battery Depletion		Skin Erosion		Total	
				Qty.	Rate	Qty.	Rate	Qty.	Rate	Qty.	Rate	Qty.	Rate
PM2210	1,771	478	42,373	0	0.00%	0	0.00%	1	0.06%	0	0.00%	1	0.06%
PM2110	226	91	6,449	0	0.00%	0	0.00%	0	0.00%	0	0.00%	0	0.00%
5820	283	22	7,442	0	0.00%	0	0.00%	0	0.00%	1	0.35%	1	0.35%
5826	1,517	31	47,316	0	0.00%	0	0.00%	0	0.00%	0	0.00%	0	0.00%
5816	332	3	10,627	0	0.00%	0	0.00%	0	0.00%	0	0.00%	0	0.00%
5386	102	1	3,251	0	0.00%	0	0.00%	0	0.00%	0	0.00%	0	0.00%

Malfunctions

Models	Number of Devices Enrolled	Percent Returned for Analysis	Malfunctions w/ Compromised Therapy															
			Electrical Component		Electrical Interconnect		Battery		Software/Firmware		Mechanical		Possible Early Battery Depletion		Other		Total	
			Qty.	Rate	Qty.	Rate	Qty.	Rate	Qty.	Rate	Qty.	Rate	Qty.	Rate	Qty.	Rate	Qty.	Rate
PM2210	1,771	3.7%	0	0.00%	0	0.00%	0	0.00%	0	0.00%	0	0.00%	0	0.00%	0	0.00%	0	0.00%
PM2110	226	3.1%	0	0.00%	0	0.00%	0	0.00%	0	0.00%	0	0.00%	0	0.00%	0	0.00%	0	0.00%
5820	283	14.8%	0	0.00%	0	0.00%	0	0.00%	0	0.00%	0	0.00%	0	0.00%	0	0.00%	0	0.00%
5826	1,517	5.4%	0	0.00%	0	0.00%	0	0.00%	0	0.00%	0	0.00%	0	0.00%	0	0.00%	0	0.00%
5816	332	4.5%	0	0.00%	0	0.00%	0	0.00%	0	0.00%	0	0.00%	0	0.00%	0	0.00%	0	0.00%
5386	102	2.0%	0	0.00%	0	0.00%	0	0.00%	0	0.00%	0	0.00%	0	0.00%	0	0.00%	0	0.00%

Models	Number of Devices Enrolled	Percent Returned for Analysis	Malfunctions w/o Compromised Therapy															
			Electrical Component		Electrical Interconnect		Battery		Software/Firmware		Mechanical		Possible Early Battery Depletion		Other		Total	
			Qty.	Rate	Qty.	Rate	Qty.	Rate	Qty.	Rate	Qty.	Rate	Qty.	Rate	Qty.	Rate	Qty.	Rate
PM2210	1,771	3.7%	1	0.06%	1	0.06%	0	0.00%	0	0.00%	0	0.00%	0	0.00%	0	0.00%	2	0.11%
PM2110	226	3.1%	0	0.00%	0	0.00%	0	0.00%	0	0.00%	0	0.00%	0	0.00%	0	0.00%	0	0.00%
5820	283	14.8%	0	0.00%	0	0.00%	0	0.00%	0	0.00%	0	0.00%	0	0.00%	0	0.00%	0	0.00%
5826	1,517	5.4%	1	0.07%	0	0.00%	0	0.00%	0	0.00%	0	0.00%	0	0.00%	0	0.00%	1	0.07%
5816	332	4.5%	0	0.00%	0	0.00%	0	0.00%	0	0.00%	0	0.00%	0	0.00%	0	0.00%	0	0.00%
5386	102	2.0%	0	0.00%	0	0.00%	0	0.00%	0	0.00%	0	0.00%	0	0.00%	0	0.00%	0	0.00%

A list of complications can be found on [page 15](#).

Definitions of malfunction categories can be found on [pages 7-8](#).

PACEMAKERS

Single-Chamber

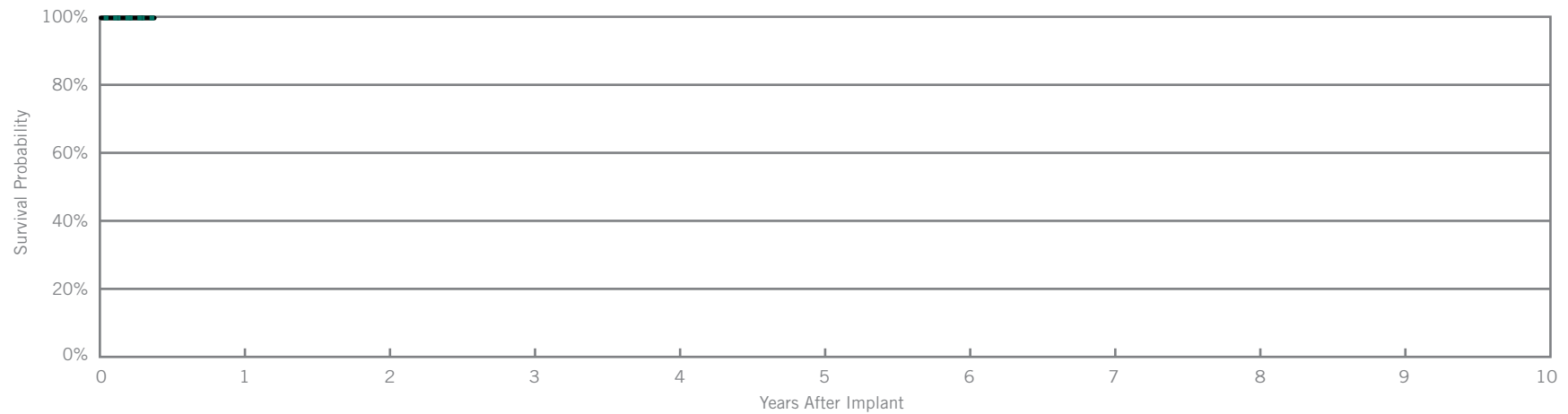
Endurity™ VR

Model PM1160

US Regulatory Approval	March 2014
Registered US Implants	647
Estimated Active US Implants	625
Estimated Longevity	14.6 Years
Normal Battery Depletion	0
Number of US Advisories	None

Customer Reported Performance Data

	Malfunctions w/ Compromised Therapy		Malfunctions w/o Compromised Therapy	
	Qty	Rate	Qty	Rate
Electrical Component	0	0.00%	0	0.00%
Electrical Interconnect	0	0.00%	0	0.00%
Battery	0	0.00%	0	0.00%
Software/Firmware	0	0.00%	0	0.00%
Mechanical	0	0.00%	1	0.15%
Possible Early Battery Depletion	0	0.00%	0	0.00%
Other	0	0.00%	0	0.00%
Total	0	0.00%	1	0.15%



Including Normal Battery Depletion

Year	at 5 months									
Survival Probability	99.66%									
± 1 standard error	0.24%									
Sample Size	240									

Excluding Normal Battery Depletion

Year	at 5 months									
Survival Probability	99.66%									
± 1 standard error	0.24%									

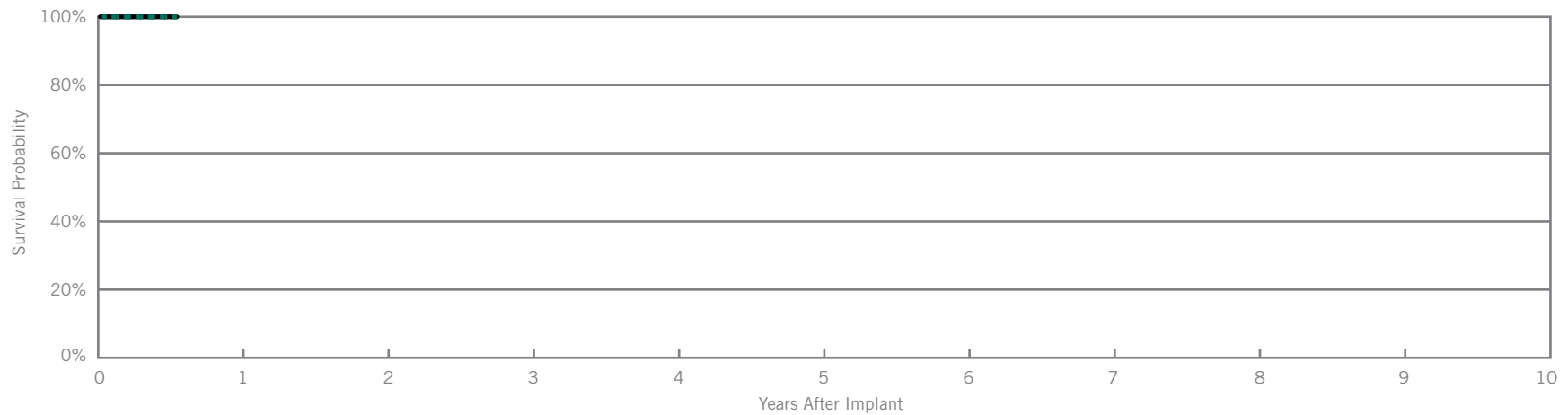
Assurity™ VR

Model PM1240

US Regulatory Approval	March 2014
Registered US Implants	3,256
Estimated Active US Implants	3,145
Estimated Longevity	14.1 Years
Normal Battery Depletion	0
Number of US Advisories	None

Customer Reported Performance Data

	Malfunctions w/ Compromised Therapy		Malfunctions w/o Compromised Therapy	
	Qty	Rate	Qty	Rate
Electrical Component	0	0.00%	0	0.00%
Electrical Interconnect	0	0.00%	0	0.00%
Battery	0	0.00%	0	0.00%
Software/Firmware	0	0.00%	0	0.00%
Mechanical	0	0.00%	0	0.00%
Possible Early Battery Depletion	0	0.00%	0	0.00%
Other	0	0.00%	0	0.00%
Total	0	0.00%	0	0.00%



Including Normal Battery Depletion

Year	at 7 months									
Survival Probability	100.00%									
± 1 standard error	0.00%									
Sample Size	290									

Excluding Normal Battery Depletion

Year	at 7 months									
Survival Probability	100.00%									
± 1 standard error	0.00%									

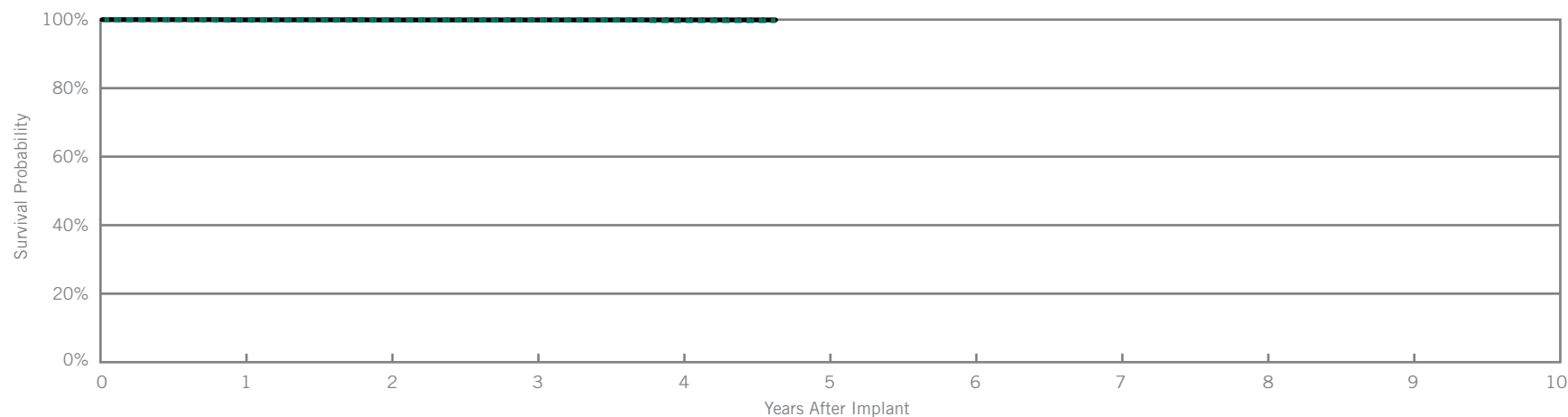
Accent™ SR

Model PM1110

US Regulatory Approval	July 2009
Registered US Implants	13,413
Estimated Active US Implants	9,925
Estimated Longevity	12.9 Years
Normal Battery Depletion	4
Number of US Advisories	None

Customer Reported Performance Data

	Malfunctions w/ Compromised Therapy		Malfunctions w/o Compromised Therapy	
	Qty	Rate	Qty	Rate
Electrical Component	0	0.00%	1	<0.01%
Electrical Interconnect	0	0.00%	0	0.00%
Battery	0	0.00%	0	0.00%
Software/Firmware	0	0.00%	1	<0.01%
Mechanical	0	0.00%	0	0.00%
Possible Early Battery Depletion	0	0.00%	1	<0.01%
Other	0	0.00%	0	0.00%
Total	0	0.00%	3	0.02%



Including Normal Battery Depletion

Year	1	2	3	4	at 56 months				
Survival Probability	99.93%	99.85%	99.85%	99.70%	99.70%				
± 1 standard error	0.03%	0.04%	0.04%	0.11%	0.11%				
Sample Size	11,550	7,930	4,680	2,090	260				

Excluding Normal Battery Depletion

Year	1	2	3	4	at 56 months				
Survival Probability	99.95%	99.92%	99.92%	99.92%	99.92%				
± 1 standard error	0.02%	0.03%	0.03%	0.03%	0.03%				

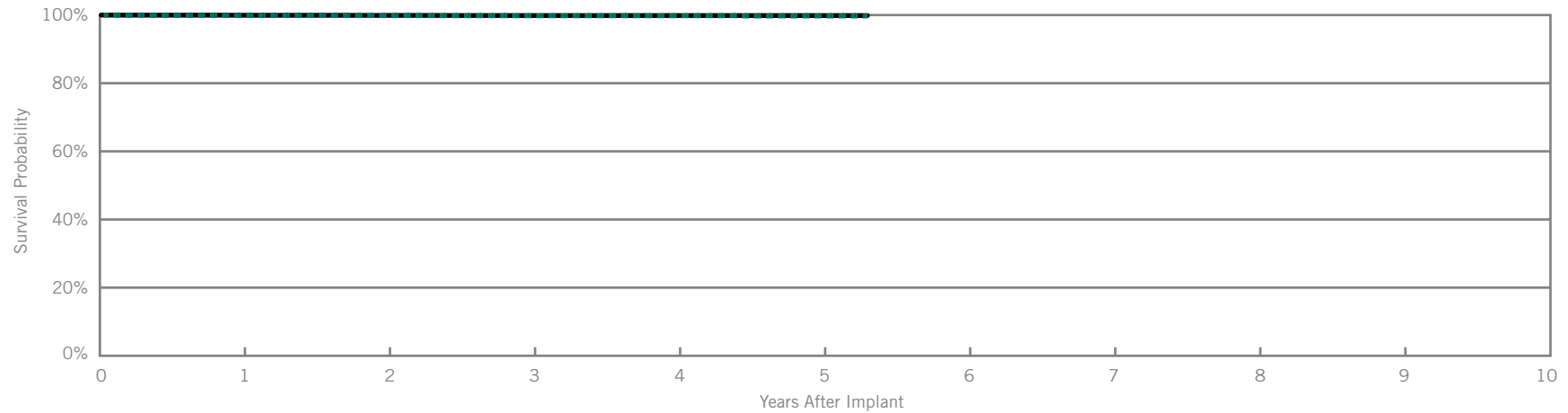
Accent™ SR RF

Model PM1210

US Regulatory Approval	July 2009
Registered US Implants	39,330
Estimated Active US Implants	31,480
Estimated Longevity	10.9 Years
Normal Battery Depletion	9
Number of US Advisories	None

Customer Reported Performance Data

	Malfunctions w/ Compromised Therapy		Malfunctions w/o Compromised Therapy	
	Qty	Rate	Qty	Rate
Electrical Component	1	<0.01%	4	0.01%
Electrical Interconnect	1	<0.01%	3	<0.01%
Battery	0	0.00%	1	<0.01%
Software/Firmware	0	0.00%	0	0.00%
Mechanical	0	0.00%	2	<0.01%
Possible Early Battery Depletion	2	<0.01%	1	<0.01%
Other	0	0.00%	3	<0.01%
Total	4	0.01%	14	0.04%



Including Normal Battery Depletion

Year	1	2	3	4	5	at 64 months			
Survival Probability	99.89%	99.83%	99.79%	99.79%	99.72%	99.72%			
± 1 standard error	0.01%	0.02%	0.03%	0.03%	0.05%	0.05%			
Sample Size	34,670	24,940	15,780	8,510	3,160	320			

Excluding Normal Battery Depletion

Year	1	2	3	4	5	at 64 months			
Survival Probability	99.93%	99.89%	99.85%	99.85%	99.85%	99.85%			
± 1 standard error	0.01%	0.02%	0.03%	0.03%	0.03%	0.03%			

Actively Monitored Study Data

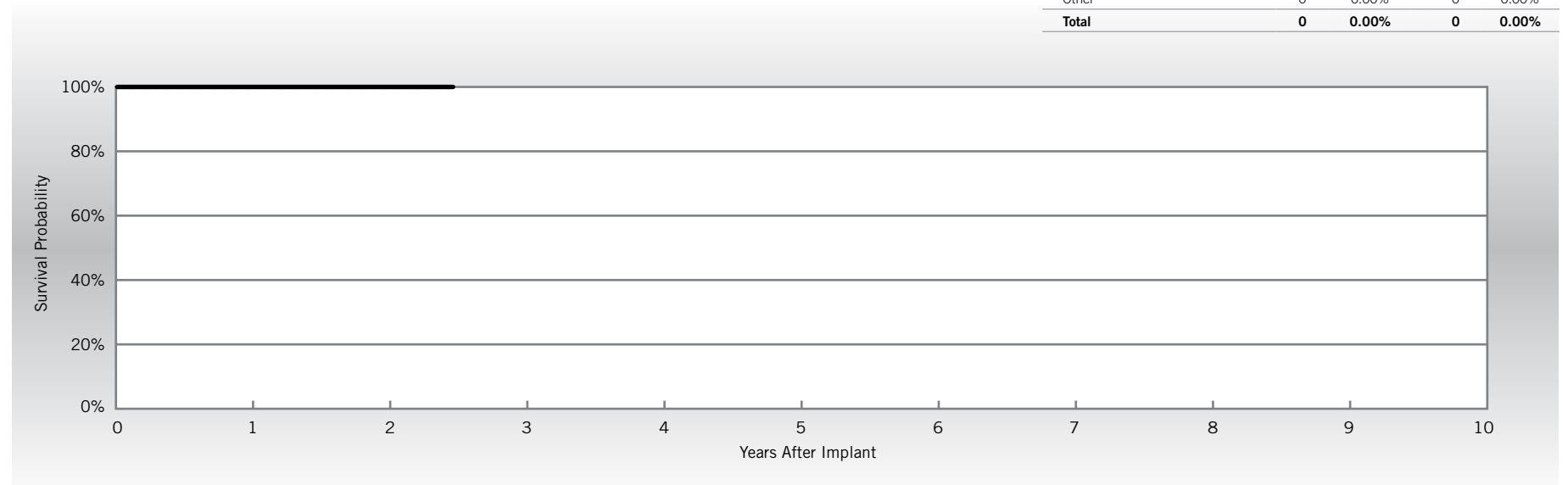
Accent™ SR RF

Model PM1210

US Regulatory Approval	July 2009
Number of Devices Enrolled in Study	236
Active Devices Enrolled in Study	43
Cumulative Months of Follow-up	4,753
Estimated Longevity	10.9 Years

Qualifying Complications
None Reported

	Malfunctions w/ Compromised Therapy		Malfunctions w/o Compromised Therapy	
	Qty	Rate	Qty	Rate
Electrical Component	0	0.00%	0	0.00%
Electrical Interconnect	0	0.00%	0	0.00%
Battery	0	0.00%	0	0.00%
Software/Firmware	0	0.00%	0	0.00%
Mechanical	0	0.00%	0	0.00%
Possible Early Battery Depletion	0	0.00%	0	0.00%
Other	0	0.00%	0	0.00%
Total	0	0.00%	0	0.00%



Year	1	2	at 30 months						
Survival Probability	100.00%	100.00%	100.00%						
± 1 standard error	0.00%	0.00%	0.00%						
Sample Size	200	120	50						

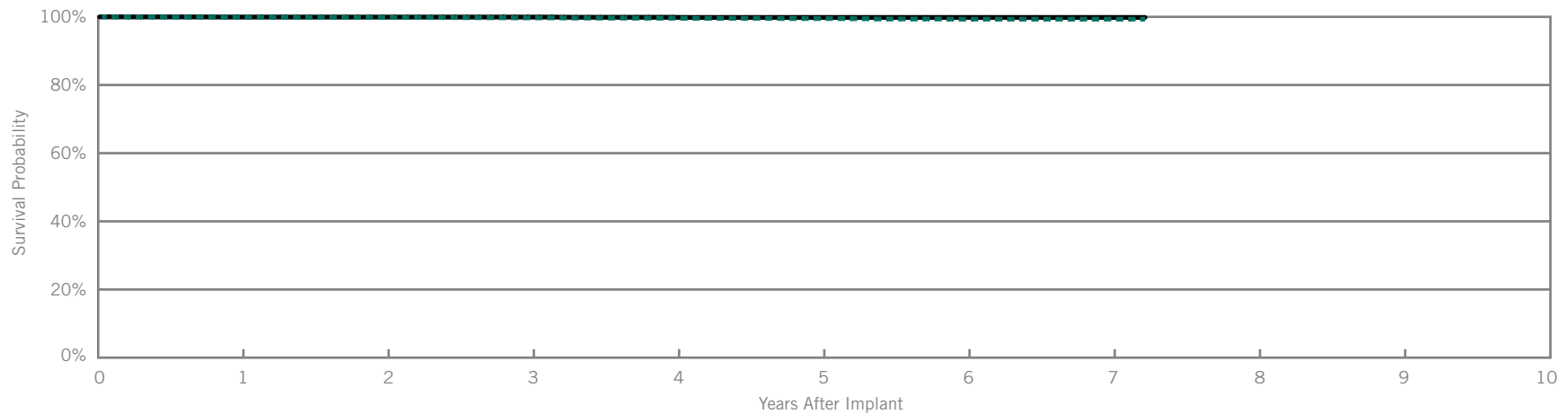
Zephyr™ XL SR

Model 5626

US Regulatory Approval	May 2007
Registered US Implants	20,513
Estimated Active US Implants	10,854
Estimated Longevity	15.8 Years
Normal Battery Depletion	23
Number of US Advisories	None

Customer Reported Performance Data

	Malfunctions w/ Compromised Therapy		Malfunctions w/o Compromised Therapy	
	Qty	Rate	Qty	Rate
Electrical Component	0	0.00%	4	0.02%
Electrical Interconnect	1	<0.01%	0	0.00%
Battery	0	0.00%	0	0.00%
Software/Firmware	0	0.00%	0	0.00%
Mechanical	0	0.00%	0	0.00%
Possible Early Battery Depletion	0	0.00%	0	0.00%
Other	1	<0.01%	5	0.02%
Total	2	<0.01%	9	0.04%



Including Normal Battery Depletion

Year	1	2	3	4	5	6	7	at 87 months		
Survival Probability	99.92%	99.83%	99.72%	99.62%	99.51%	99.32%	99.32%	99.32%		
± 1 standard error	0.02%	0.03%	0.04%	0.05%	0.06%	0.09%	0.09%	0.09%		
Sample Size	18,610	15,370	12,910	10,800	8,630	5,430	1,980	300		

Excluding Normal Battery Depletion

Year	1	2	3	4	5	6	7	at 87 months		
Survival Probability	99.94%	99.93%	99.93%	99.87%	99.82%	99.82%	99.82%	99.82%		
± 1 standard error	0.02%	0.02%	0.02%	0.03%	0.04%	0.04%	0.04%	0.04%		

Actively Monitored Study Data

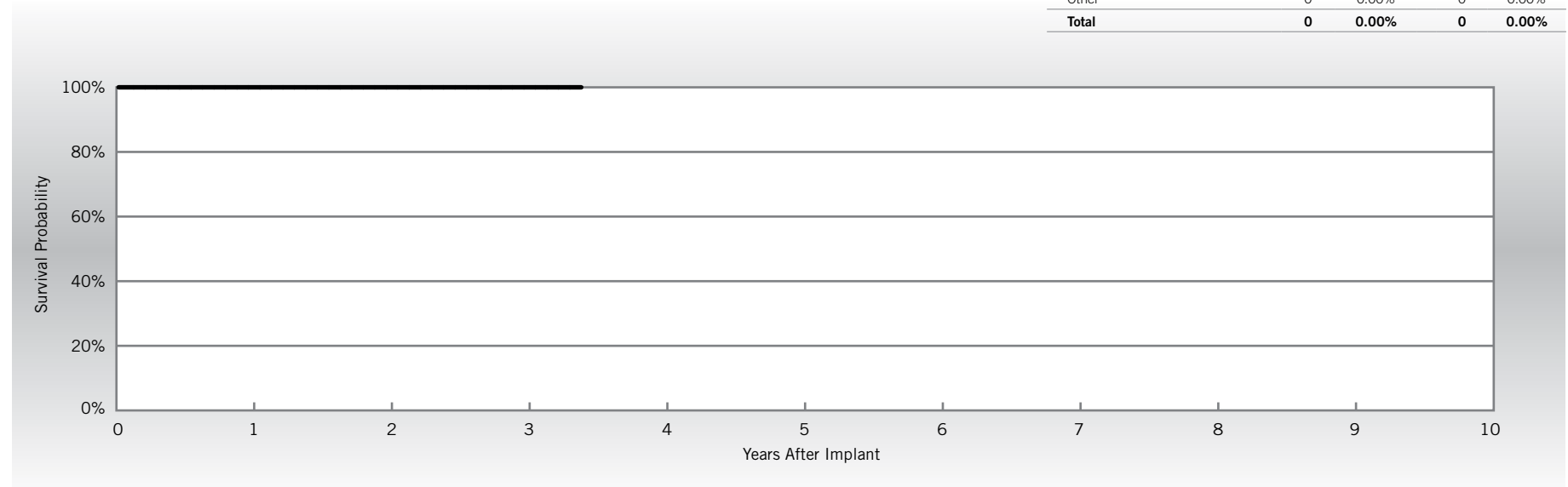
Zephyr™ XL SR

Model 5626

US Regulatory Approval	May 2007
Number of Devices Enrolled in Study	230
Active Devices Enrolled in Study	4
Cumulative Months of Follow-up	6,479
Estimated Longevity	15.8 Years

Qualifying Complications
None Reported

	Malfunctions w/ Compromised Therapy		Malfunctions w/o Compromised Therapy	
	Qty	Rate	Qty	Rate
Electrical Component	0	0.00%	0	0.00%
Electrical Interconnect	0	0.00%	0	0.00%
Battery	0	0.00%	0	0.00%
Software/Firmware	0	0.00%	0	0.00%
Mechanical	0	0.00%	0	0.00%
Possible Early Battery Depletion	0	0.00%	0	0.00%
Other	0	0.00%	0	0.00%
Total	0	0.00%	0	0.00%



Year	1	2	3	at 41 months					
Survival Probability	100.00%	100.00%	100.00%	100.00%					
± 1 standard error	0.00%	0.00%	0.00%	0.00%					
Sample Size	220	180	120	50					

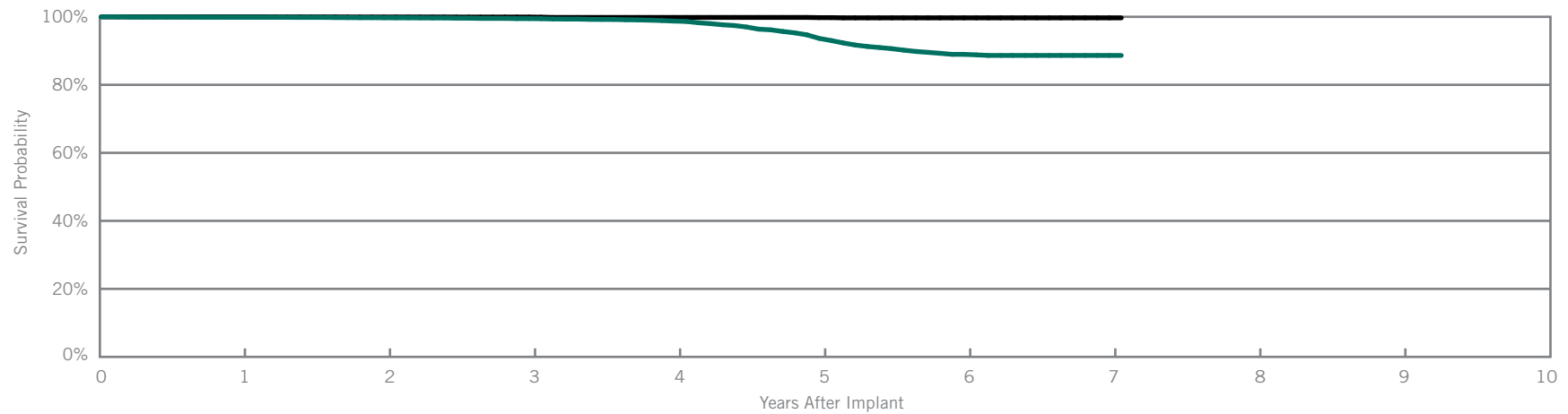
Zephyr™ SR

Model 5620

US Regulatory Approval	March 2007
Registered US Implants	16,539
Estimated Active US Implants	9,378
Estimated Longevity	8.8 Years
Normal Battery Depletion	162
Number of US Advisories	None

Customer Reported Performance Data

	Malfunctions w/ Compromised Therapy		Malfunctions w/o Compromised Therapy	
	Qty	Rate	Qty	Rate
Electrical Component	0	0.00%	4	0.02%
Electrical Interconnect	0	0.00%	0	0.00%
Battery	0	0.00%	0	0.00%
Software/Firmware	0	0.00%	2	0.01%
Mechanical	0	0.00%	0	0.00%
Possible Early Battery Depletion	0	0.00%	0	0.00%
Other	0	0.00%	3	0.02%
Total	0	0.00%	9	0.05%



Including Normal Battery Depletion

Year	1	2	3	4	5	6	7	at 85 months
Survival Probability	99.86%	99.72%	99.47%	98.74%	93.65%	88.96%	88.64%	88.64%
± 1 standard error	0.03%	0.05%	0.07%	0.12%	0.34%	0.56%	0.58%	0.58%
Sample Size	14,500	10,990	8,230	5,910	3,970	2,160	730	230

Excluding Normal Battery Depletion

Year	1	2	3	4	5	6	7	at 85 months
Survival Probability	99.99%	99.95%	99.93%	99.82%	99.76%	99.69%	99.69%	99.69%
± 1 standard error	0.01%	0.02%	0.03%	0.05%	0.05%	0.08%	0.08%	0.08%

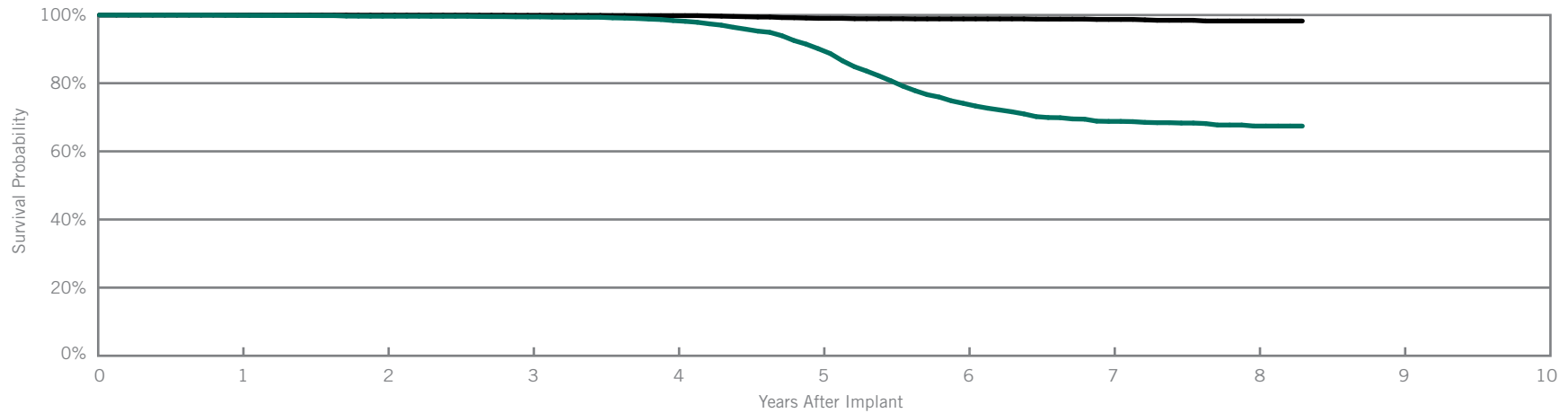
Victory™ SR

Model 5610

US Regulatory Approval	December 2005
Registered US Implants	13,677
Estimated Active US Implants	3,479
Estimated Longevity	8.8 Years
Normal Battery Depletion	656
Number of US Advisories	None

Customer Reported Performance Data

	Malfunctions w/ Compromised Therapy		Malfunctions w/o Compromised Therapy	
	Qty	Rate	Qty	Rate
Electrical Component	0	0.00%	23	0.17%
Electrical Interconnect	0	0.00%	0	0.00%
Battery	0	0.00%	0	0.00%
Software/Firmware	0	0.00%	1	<0.01%
Mechanical	0	0.00%	0	0.00%
Possible Early Battery Depletion	0	0.00%	1	<0.01%
Other	1	<0.01%	8	0.06%
Total	1	<0.01%	33	0.24%



Including Normal Battery Depletion

Year	1	2	3	4	5	6	7	8	at 100 months
Survival Probability	99.92%	99.66%	99.47%	98.38%	90.12%	74.07%	68.79%	67.42%	67.42%
± 1 standard error	0.02%	0.06%	0.07%	0.13%	0.35%	0.58%	0.65%	0.70%	0.72%
Sample Size	12,330	10,100	8,510	7,200	5,920	4,320	2,670	1,170	220

Excluding Normal Battery Depletion

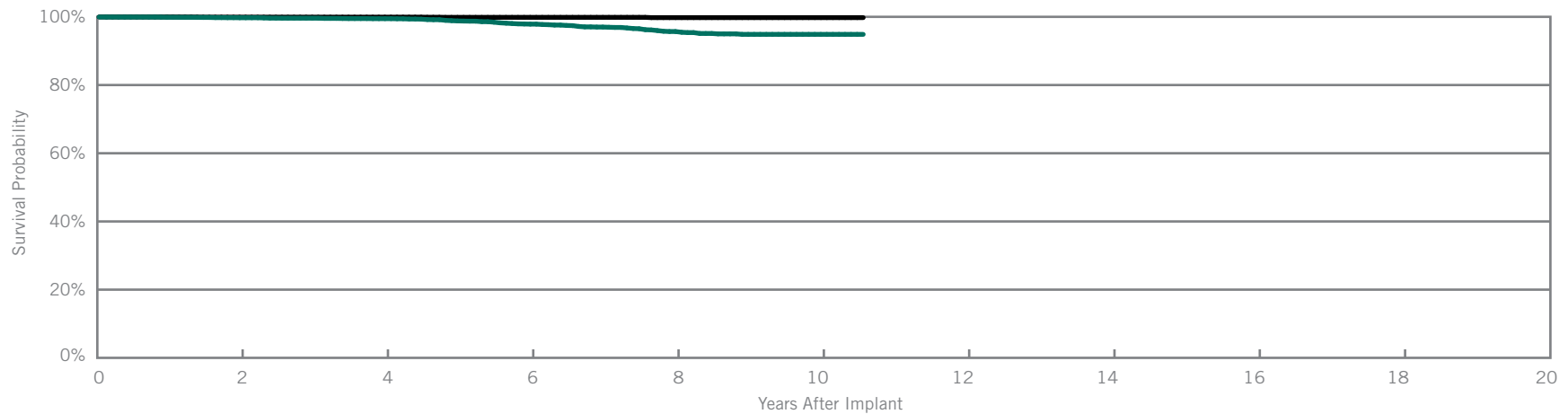
Year	1	2	3	4	5	6	7	8	at 100 months
Survival Probability	99.98%	99.96%	99.91%	99.83%	99.03%	98.88%	98.71%	98.25%	98.25%
± 1 standard error	0.01%	0.02%	0.03%	0.05%	0.12%	0.14%	0.16%	0.25%	0.25%

Verity ADx™ XL SR Model 5156
 Verity ADx™ XL SR M/S Model 5157M/S
 Verity ADx™ XL SC Model 5056

Customer Reported Performance Data

US Regulatory Approval	May 2003
Registered US Implants	14,435
Estimated Active US Implants	4,595
Estimated Longevity	10.2 Years
Normal Battery Depletion	91
Number of US Advisories	None

	Malfunctions w/ Compromised Therapy		Malfunctions w/o Compromised Therapy	
	Qty	Rate	Qty	Rate
Electrical Component	1	<0.01%	3	0.02%
Electrical Interconnect	0	0.00%	0	0.00%
Battery	0	0.00%	0	0.00%
Software/Firmware	0	0.00%	1	<0.01%
Mechanical	0	0.00%	1	<0.01%
Possible Early Battery Depletion	0	0.00%	0	0.00%
Other	0	0.00%	2	0.01%
Total	1	<0.01%	7	0.05%



Including Normal Battery Depletion

Year	2	4	6	8	10	at 127 months			
Survival Probability	99.73%	99.46%	97.86%	95.69%	94.86%	94.86%			
± 1 standard error	0.05%	0.07%	0.18%	0.31%	0.37%	0.37%			
Sample Size	10,810	7,630	5,180	2,850	830	220			

Excluding Normal Battery Depletion

Year	2	4	6	8	10	at 127 months			
Survival Probability	99.91%	99.91%	99.85%	99.77%	99.77%	99.77%			
± 1 standard error	0.03%	0.03%	0.04%	0.07%	0.07%	0.07%			

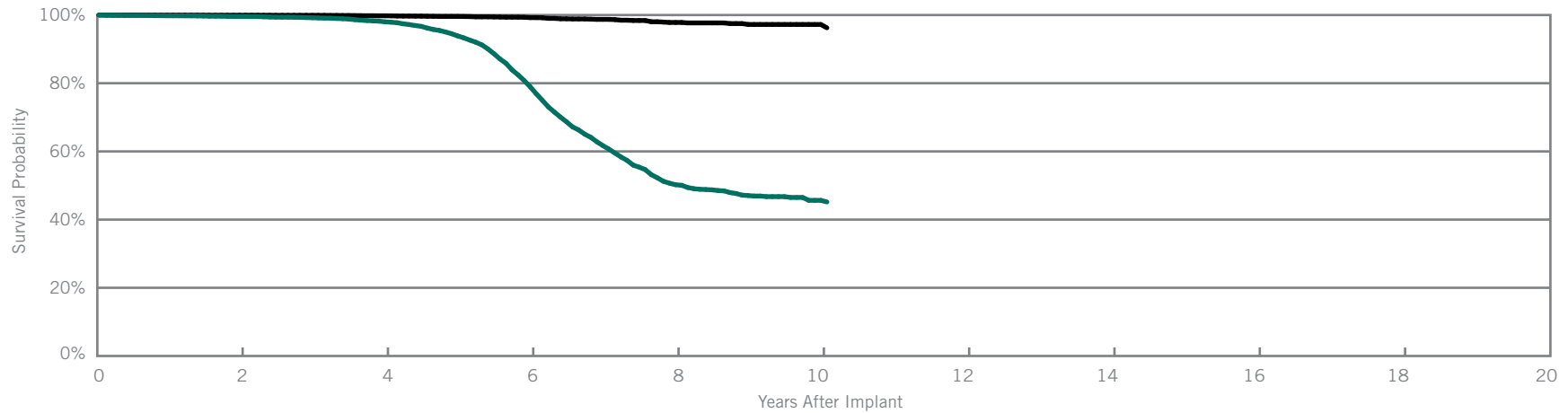
Identity™ ADx SR

Model 5180

US Regulatory Approval	May 2003
Registered US Implants	20,858
Estimated Active US Implants	3,160
Estimated Longevity	5.7 Years
Normal Battery Depletion	1,231
Number of US Advisories	None

Customer Reported Performance Data

	Malfunctions w/ Compromised Therapy		Malfunctions w/o Compromised Therapy	
	Qty	Rate	Qty	Rate
Electrical Component	0	0.00%	35	0.17%
Electrical Interconnect	0	0.00%	0	0.00%
Battery	0	0.00%	0	0.00%
Software/Firmware	0	0.00%	6	0.03%
Mechanical	0	0.00%	1	<0.01%
Possible Early Battery Depletion	0	0.00%	8	0.04%
Other	0	0.00%	6	0.03%
Total	0	0.00%	56	0.27%



Including Normal Battery Depletion

Year	2	4	6	8	10	at 121 months			
Survival Probability	99.57%	98.00%	78.95%	50.22%	45.64%	45.18%			
± 1 standard error	0.05%	0.12%	0.45%	0.69%	0.85%	0.85%			
Sample Size	15,420	10,750	6,320	2,340	460	210			

Excluding Normal Battery Depletion

Year	2	4	6	8	10	at 121 months			
Survival Probability	99.94%	99.78%	99.24%	97.82%	97.23%	96.25%			
± 1 standard error	0.02%	0.04%	0.09%	0.25%	0.35%	0.35%			

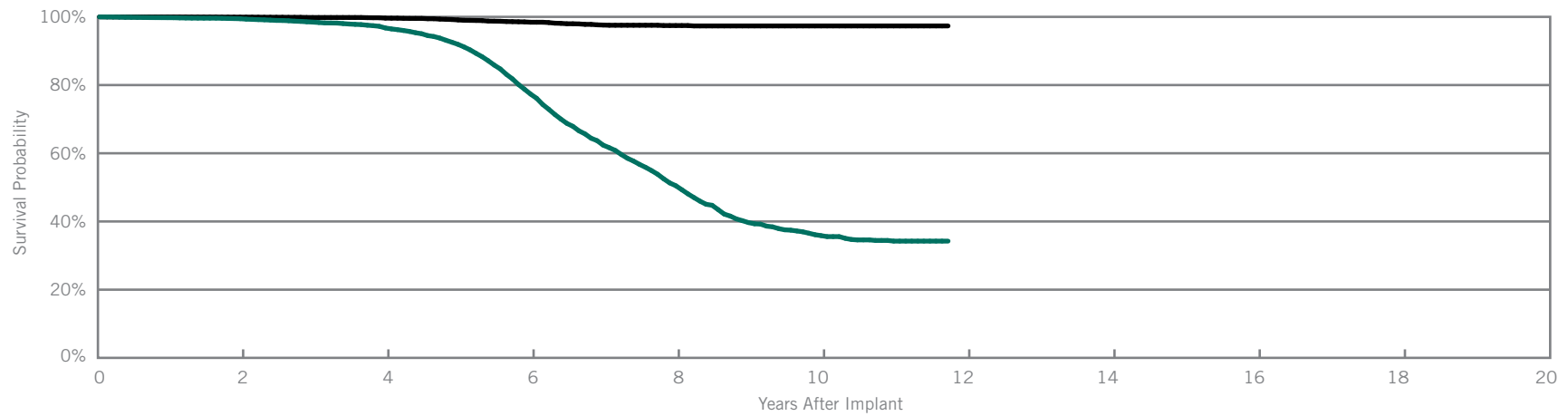
Identity™ SR

Model 5172

US Regulatory Approval	November 2001
Registered US Implants	21,882
Estimated Active US Implants	1,380
Estimated Longevity	7.8 Years
Normal Battery Depletion	1,470
Number of US Advisories (see pgs. 298-302)	One

Customer Reported Performance Data

	Malfunctions w/ Compromised Therapy		Malfunctions w/o Compromised Therapy	
	Qty	Rate	Qty	Rate
Electrical Component	1	<0.01%	64	0.29%
Electrical Interconnect	0	0.00%	0	0.00%
Battery	0	0.00%	0	0.00%
Software/Firmware	0	0.00%	1	<0.01%
Mechanical	0	0.00%	0	0.00%
Possible Early Battery Depletion	0	0.00%	8	0.04%
Other	0	0.00%	4	0.02%
Total	1	<0.01%	77	0.35%



Including Normal Battery Depletion

Year	2	4	6	8	10	at 141 months			
Survival Probability	99.45%	96.74%	77.35%	50.48%	35.85%	34.24%			
± 1 standard error	0.05%	0.14%	0.45%	0.66%	0.77%	0.80%			
Sample Size	16,210	11,380	6,570	2,590	860	220			

Excluding Normal Battery Depletion

Year	2	4	6	8	10	at 141 months			
Survival Probability	99.92%	99.63%	98.43%	97.45%	97.34%	97.34%			
± 1 standard error	0.02%	0.04%	0.13%	0.21%	0.23%	0.23%			

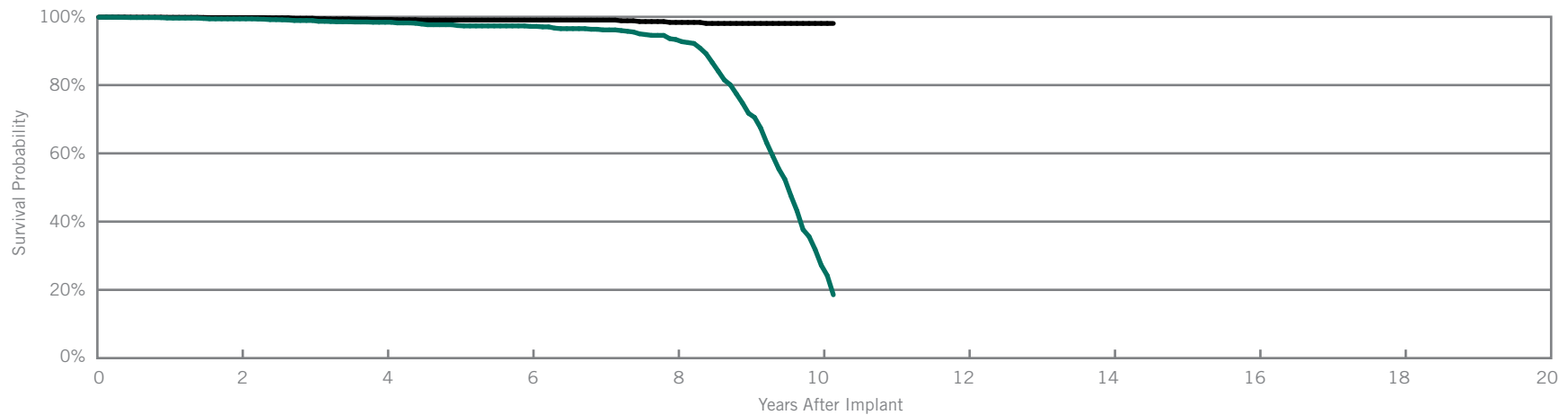
Microny™

Models 2425T, 2525T & 2535K

US Regulatory Approval	April 2001
Registered US Implants	7,479
Estimated Active US Implants	1,483
Estimated Longevity	7.5 Years
Normal Battery Depletion	305
Number of US Advisories	None

Customer Reported Performance Data

	Malfunctions w/ Compromised Therapy		Malfunctions w/o Compromised Therapy	
	Qty	Rate	Qty	Rate
Electrical Component	0	0.00%	1	0.01%
Electrical Interconnect	0	0.00%	0	0.00%
Battery	0	0.00%	0	0.00%
Software/Firmware	0	0.00%	0	0.00%
Mechanical	0	0.00%	0	0.00%
Possible Early Battery Depletion	0	0.00%	1	0.01%
Other	0	0.00%	0	0.00%
Total	0	0.00%	2	0.03%



Including Normal Battery Depletion

Year	2	4	6	8	10	at 122 months			
Survival Probability	99.41%	98.42%	97.20%	93.35%	27.24%	18.55%			
± 1 standard error	0.10%	0.20%	0.30%	0.67%	1.76%	1.59%			
Sample Size	4,730	2,920	1,680	880	350	210			

Excluding Normal Battery Depletion

Year	2	4	6	8	10	at 122 months			
Survival Probability	99.78%	99.22%	99.05%	98.37%	98.07%	98.07%			
± 1 standard error	0.06%	0.15%	0.17%	0.33%	0.39%	0.39%			

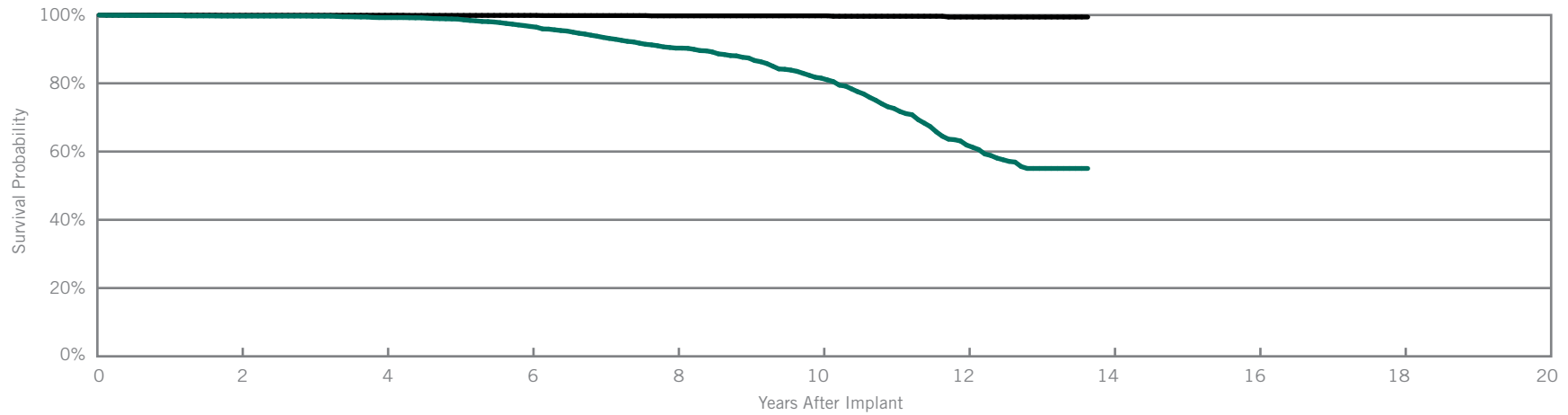
Integrity™ SR

Model 5142

US Regulatory Approval	April 2000
Registered US Implants	10,488
Estimated Active US Implants	899
Estimated Longevity	8.6 Years
Normal Battery Depletion	384
Number of US Advisories	None

Customer Reported Performance Data

	Malfunctions w/ Compromised Therapy		Malfunctions w/o Compromised Therapy	
	Qty	Rate	Qty	Rate
Electrical Component	0	0.00%	5	0.05%
Electrical Interconnect	0	0.00%	0	0.00%
Battery	0	0.00%	0	0.00%
Software/Firmware	0	0.00%	0	0.00%
Mechanical	0	0.00%	1	<0.01%
Possible Early Battery Depletion	0	0.00%	1	<0.01%
Other	1	<0.01%	0	0.00%
Total	1	<0.01%	7	0.07%



Including Normal Battery Depletion

Year	2	4	6	8	10	12	at 164 months		
Survival Probability	99.71%	99.26%	96.65%	90.31%	81.52%	61.90%	55.05%		
± 1 standard error	0.06%	0.10%	0.25%	0.48%	0.73%	1.10%	1.26%		
Sample Size	8,050	5,860	4,190	2,870	1,860	990	220		

Excluding Normal Battery Depletion

Year	2	4	6	8	10	12	at 164 months		
Survival Probability	99.93%	99.93%	99.89%	99.77%	99.77%	99.42%	99.42%		
± 1 standard error	0.03%	0.03%	0.04%	0.07%	0.07%	0.20%	0.20%		

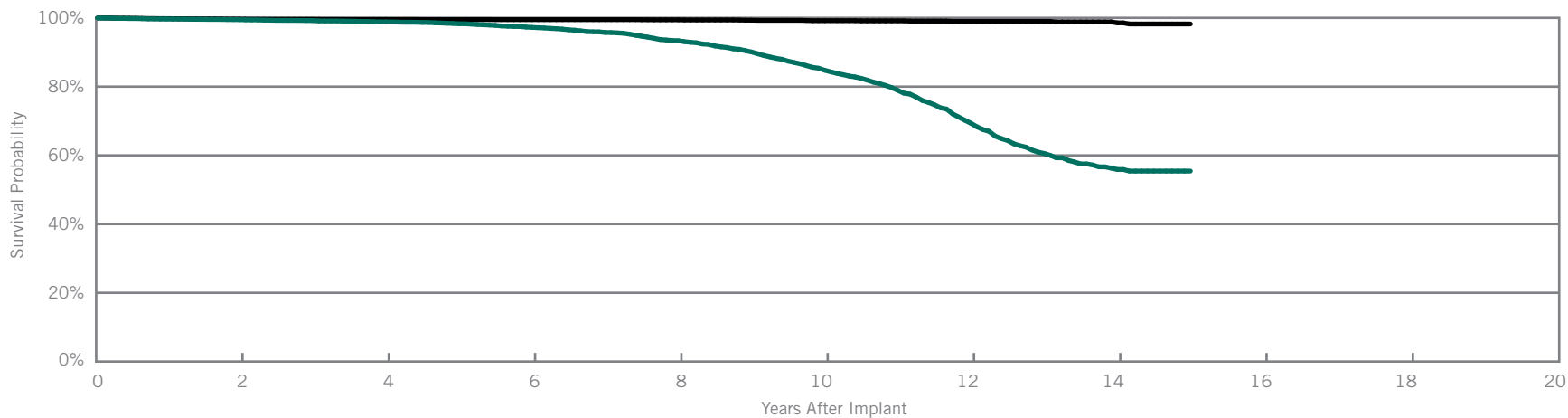
Affinity™ SR

Models 5130 & 5131

US Regulatory Approval	(5130) January 1999 (5131) June 1999
Registered US Implants	28,793
Estimated Active US Implants	1,731
Estimated Longevity	8.6 Years
Normal Battery Depletion	789
Number of US Advisories (see pgs. 298-302)	One

Customer Reported Performance Data

	Malfunctions w/ Compromised Therapy		Malfunctions w/o Compromised Therapy	
	Qty	Rate	Qty	Rate
Electrical Component	0	0.00%	46	0.16%
Electrical Interconnect	3	0.01%	2	<0.01%
Battery	0	0.00%	3	0.01%
Software/Firmware	0	0.00%	0	0.00%
Mechanical	0	0.00%	1	<0.01%
Possible Early Battery Depletion	0	0.00%	0	0.00%
Other	1	<0.01%	6	0.02%
Total	4	0.01%	58	0.20%



Including Normal Battery Depletion

Year	2	4	6	8	10	12	14	at 180 months
Survival Probability	99.47%	98.83%	97.23%	93.35%	84.77%	69.33%	55.89%	55.43%
± 1 standard error	0.05%	0.08%	0.14%	0.25%	0.43%	0.67%	0.88%	0.91%
Sample Size	21,460	15,250	10,670	7,140	4,510	2,650	1,000	210

Excluding Normal Battery Depletion

Year	2	4	6	8	10	12	14	at 180 months
Survival Probability	99.64%	99.54%	99.49%	99.44%	99.19%	98.99%	98.55%	98.23%
± 1 standard error	0.04%	0.05%	0.05%	0.06%	0.09%	0.12%	0.17%	0.34%

SUMMARY INFORMATION

Single-Chamber Pacemakers

Survival Summary

Including Normal Battery Depletion

Models	Family	Survival Probability									
		1 year	2 year	3 year	4 year	5 year	6 year	7 year	8 year	9 year	10 year
PM1160	Endurity™ SR*										
PM1240	Assurity™ SR*										
PM1110	Accent™ SR	99.93%	99.85%	99.85%	99.70%						
PM1210	Accent™ SR RF	99.89%	99.83%	99.79%	99.79%	99.72%					
5626	Zephyr™ XL SR	99.92%	99.83%	99.72%	99.62%	99.51%	99.32%	99.32%			
5620	Zephyr™ SR	99.86%	99.72%	99.47%	98.74%	93.65%	88.96%	88.64%			
5610	Victory™ SR	99.92%	99.66%	99.47%	98.38%	90.12%	74.07%	68.79%	67.42%		
5156/5157/5056	Verity ADx™ XL SR/SR(M/S) / SC	99.87%	99.73%	99.60%	99.46%	98.80%	97.86%	97.00%	95.69%	94.86%	94.86%
5180	Identity™ ADx SR	99.79%	99.57%	99.20%	98.00%	93.88%	78.95%	61.70%	50.22%	47.05%	45.64%
5172	Identity™ SR	99.76%	99.45%	98.46%	96.74%	91.94%	77.35%	62.38%	50.48%	39.68%	35.85%
2425T/2525T/2535T	Microny™	99.66%	99.41%	98.93%	98.42%	97.44%	97.20%	96.17%	93.35%	71.74%	27.24%
5142	Integrity™ SR	99.86%	99.71%	99.68%	99.26%	98.81%	96.65%	93.45%	90.31%	87.42%	81.52%
5130/5131	Affinity™ SR	99.69%	99.47%	99.22%	98.83%	98.29%	97.23%	95.75%	93.35%	90.08%	84.77%

*No survival probability is stated at one year due to the device not meeting the required minimum sample size of 200 U.S. implants with 12 consecutive months of data. Please refer to the individual graphs for data up to one year.

Survival Summary

Excluding Normal Battery Depletion

Models	Family	Survival Probability									
		1 year	2 year	3 year	4 year	5 year	6 year	7 year	8 year	9 year	10 year
PM1160	Endurity™ SR*										
PM1240	Assurity™ SR*										
PM1110	Accent™ SR	99.95%	99.92%	99.92%	99.92%						
PM1210	Accent™ SR RF	99.93%	99.89%	99.85%	99.85%	99.85%					
5626	Zephyr™ XL SR	99.94%	99.93%	99.93%	99.87%	99.82%	99.82%	99.82%			
5620	Zephyr™ SR	99.99%	99.95%	99.93%	99.82%	99.76%	99.69%	99.69%			
5610	Victory™ SR	99.98%	99.96%	99.91%	99.83%	99.03%	98.88%	98.71%	98.25%		
5156/5157/5056	Verity ADx™ XL SR/SR(M/S) / SC	99.96%	99.91%	99.91%	99.91%	99.85%	99.85%	99.85%	99.77%	99.77%	99.77%
5180	Identity™ ADx SR	99.96%	99.94%	99.91%	99.78%	99.59%	99.24%	98.73%	97.82%	97.23%	97.23%
5172	Identity™ SR	99.97%	99.92%	99.81%	99.63%	99.10%	98.43%	97.60%	97.45%	97.34%	97.34%
2425T/2525T/2535T	Microny™	99.86%	99.78%	99.58%	99.22%	99.05%	99.05%	99.05%	98.37%	98.07%	98.07%
5142	Integrity™ SR	99.98%	99.93%	99.93%	99.93%	99.89%	99.89%	99.84%	99.77%	99.77%	99.77%
5130/5131	Affinity™ SR	99.78%	99.64%	99.58%	99.54%	99.51%	99.49%	99.49%	99.44%	99.33%	99.19%

*No survival probability is stated at one year due to the device not meeting the required minimum sample size of 200 U.S. implants with 12 consecutive months of data. Please refer to the individual graphs for data up to one year.

U.S. Malfunction Summary

Models	Family	Registered US Implants	Percent Returned for Analysis	U.S. Malfunctions w/ Compromised Therapy																	
				Electrical Component		Electrical Interconnect		Battery		Software/Firmware		Mechanical		Possible Early Battery Depletion		Other		Total			
				Qty.	Rate	Qty.	Rate	Qty.	Rate	Qty.	Rate	Qty.	Rate	Qty.	Rate	Qty.	Rate	Qty.	Rate		
PM1160	Endurity™ SR	647	0.6%	0	0.00%	0	0.00%	0	0.00%	0	0.00%	0	0.00%	0	0.00%	0	0.00%	0	0.00%	0	0.00%
PM1240	Assurity™ SR	3,256	0.2%	0	0.00%	0	0.00%	0	0.00%	0	0.00%	0	0.00%	0	0.00%	0	0.00%	0	0.00%	0	0.00%
PM1110	Accent™ SR	13,413	3.3%	0	0.00%	0	0.00%	0	0.00%	0	0.00%	0	0.00%	0	0.00%	0	0.00%	0	0.00%	0	0.00%
PM1210	Accent™ SR RF	39,330	3.3%	1	<0.01%	1	<0.01%	0	0.00%	0	0.00%	0	0.00%	2	<0.01%	0	0.00%	0	0.00%	4	0.01%
5626	Zephyr™ XL SR	20,513	5.2%	0	0.00%	1	<0.01%	0	0.00%	0	0.00%	0	0.00%	0	0.00%	1	<0.01%	0	0.00%	2	<0.01%
5620	Zephyr™ SR	16,539	5.4%	0	0.00%	0	0.00%	0	0.00%	0	0.00%	0	0.00%	0	0.00%	0	0.00%	0	0.00%	0	0.00%
5610	Victory™ SR	13,677	12.2%	0	0.00%	0	0.00%	0	0.00%	0	0.00%	0	0.00%	0	0.00%	1	<0.01%	0	0.00%	1	<0.01%
5156/5157/5056	Verity ADx™ XL SR/SR(M/S) / SC	14,435	5.6%	1	<0.01%	0	0.00%	0	0.00%	0	0.00%	0	0.00%	0	0.00%	0	0.00%	0	0.00%	1	<0.01%
5180	Identity™ ADx SR	20,858	11.4%	0	0.00%	0	0.00%	0	0.00%	0	0.00%	0	0.00%	0	0.00%	0	0.00%	0	0.00%	0	0.00%
5172	Identity™ SR	21,882	11.1%	1	<0.01%	0	0.00%	0	0.00%	0	0.00%	0	0.00%	0	0.00%	0	0.00%	0	0.00%	1	<0.01%
2425T/2525T/2535T	Microny™	7,479	6.5%	0	0.00%	0	0.00%	0	0.00%	0	0.00%	0	0.00%	0	0.00%	0	0.00%	0	0.00%	0	0.00%
5142	Integrity™ SR	10,488	8.4%	0	0.00%	0	0.00%	0	0.00%	0	0.00%	0	0.00%	0	0.00%	1	<0.01%	0	0.00%	1	<0.01%
5130/5131	Affinity™ SR	28,793	6.9%	0	0.00%	3	0.01%	0	0.00%	0	0.00%	0	0.00%	0	0.00%	1	<0.01%	0	0.00%	4	0.01%

Models	Family	Registered US Implants	Percent Returned for Analysis	U.S. Malfunctions w/o Compromised Therapy																	
				Electrical Component		Electrical Interconnect		Battery		Software/Firmware		Mechanical		Possible Early Battery Depletion		Other		Total			
				Qty.	Rate	Qty.	Rate	Qty.	Rate	Qty.	Rate	Qty.	Rate	Qty.	Rate	Qty.	Rate	Qty.	Rate		
PM1160	Endurity™ SR	647	0.6%	0	0.00%	0	0.00%	0	0.00%	0	0.00%	1	0.15%	0	0.00%	0	0.00%	0	0.00%	1	0.15%
PM1240	Assurity™ SR	3,256	0.2%	0	0.00%	0	0.00%	0	0.00%	0	0.00%	0	0.00%	0	0.00%	0	0.00%	0	0.00%	0	0.00%
PM1110	Accent™ SR	13,413	3.3%	1	<0.01%	0	0.00%	0	0.00%	1	<0.01%	0	0.00%	1	<0.01%	0	0.00%	0	0.00%	3	0.02%
PM1210	Accent™ SR RF	39,330	3.3%	4	0.01%	3	<0.01%	1	<0.01%	0	0.00%	2	<0.01%	1	<0.01%	3	<0.01%	0	0.00%	14	0.04%
5626	Zephyr™ XL SR	20,513	5.2%	4	0.02%	0	0.00%	0	0.00%	0	0.00%	0	0.00%	0	0.00%	5	0.02%	0	0.00%	9	0.04%
5620	Zephyr™ SR	16,539	5.4%	4	0.02%	0	0.00%	0	0.00%	2	0.01%	0	0.00%	0	0.00%	3	0.02%	0	0.00%	9	0.05%
5610	Victory™ SR	13,677	12.2%	23	0.17%	0	0.00%	0	0.00%	1	<0.01%	0	0.00%	1	<0.01%	8	0.06%	0	0.00%	33	0.24%
5156/5157/5056	Verity ADx™ XL SR/SR(M/S) / SC	14,435	5.6%	3	0.02%	0	0.00%	0	0.00%	1	<0.01%	1	<0.01%	0	0.00%	2	0.01%	0	0.00%	7	0.05%
5180	Identity™ ADx SR	20,858	11.4%	35	0.17%	0	0.00%	0	0.00%	6	0.03%	1	<0.01%	8	0.04%	6	0.03%	0	0.00%	56	0.27%
5172	Identity™ SR	21,882	11.1%	64	0.29%	0	0.00%	0	0.00%	1	<0.01%	0	0.00%	8	0.04%	4	0.02%	0	0.00%	77	0.35%
2425T/2525T/2535T	Microny™	7,479	6.5%	1	0.01%	0	0.00%	0	0.00%	0	0.00%	0	0.00%	1	0.01%	0	0.00%	0	0.00%	2	0.03%
5142	Integrity™ SR	10,488	8.4%	5	0.05%	0	0.00%	0	0.00%	0	0.00%	1	<0.01%	1	<0.01%	0	0.00%	0	0.00%	7	0.07%
5130/5131	Affinity™ SR	28,793	6.9%	46	0.16%	2	<0.01%	3	0.01%	0	0.00%	1	<0.01%	0	0.00%	6	0.02%	0	0.00%	58	0.20%

Definitions of malfunction categories can be found on pages 7-8.

Worldwide Malfunction Summary

Models	Family	Worldwide Sales	Percent Returned for Analysis	Worldwide Malfunctions w/ Compromised Therapy															
				Electrical Component		Electrical Interconnect		Battery		Software/Firmware		Mechanical		Possible Early Battery Depletion		Other		Total	
				Qty.	Rate	Qty.	Rate	Qty.	Rate	Qty.	Rate	Qty.	Rate	Qty.	Rate	Qty.	Rate	Qty.	Rate
PM1160	Endurity™ SR	10,403	0.2%	0	0.00%	0	0.00%	0	0.00%	0	0.00%	0	0.00%	0	0.00%	0	0.00%	0	0.00%
PM1240	Assurity™ SR RF	4,350	0.1%	0	0.00%	0	0.00%	0	0.00%	0	0.00%	0	0.00%	0	0.00%	0	0.00%	0	0.00%
PM1110	Accent™ SR	48,699	1.2%	0	0.00%	0	0.00%	0	0.00%	0	0.00%	0	0.00%	0	0.00%	0	0.00%	0	0.00%
PM1210	Accent™ SR RF	45,240	3.0%	3	<0.01%	1	<0.01%	0	0.00%	0	0.00%	0	0.00%	2	<0.01%	0	0.00%	6	0.01%

Models	Family	Worldwide Sales	Percent Returned for Analysis	Worldwide Malfunctions w/o Compromised Therapy															
				Electrical Component		Electrical Interconnect		Battery		Software/Firmware		Mechanical		Possible Early Battery Depletion		Other		Total	
				Qty.	Rate	Qty.	Rate	Qty.	Rate	Qty.	Rate	Qty.	Rate	Qty.	Rate	Qty.	Rate	Qty.	Rate
PM1160	Endurity™ SR	10,403	0.2%	0	0.00%	0	0.00%	0	0.00%	0	0.00%	1	<0.01%	0	0.00%	0	0.00%	1	<0.01%
PM1240	Assurity™ SR RF	4,350	0.1%	0	0.00%	0	0.00%	0	0.00%	0	0.00%	0	0.00%	0	0.00%	0	0.00%	0	0.00%
PM1110	Accent™ SR	48,699	1.2%	1	<0.01%	0	0.00%	0	0.00%	2	<0.01%	0	0.00%	1	<0.01%	2	<0.01%	6	0.01%
PM1210	Accent™ SR RF	45,240	3.0%	6	0.01%	3	<0.01%	1	<0.01%	0	0.00%	3	<0.01%	1	<0.01%	4	<0.01%	18	0.04%

Definitions of malfunction categories can be found on pages 7-8.

Actively Monitored Study Data Summary

Qualifying Complications

Models	Number of Devices Enrolled	Active Devices Enrolled	Cumulative Months of Follow-Up	Loss Telemetry		Pericardial Effusion		Premature Battery Depletion		Skin Erosion		Total	
				Qty.	Rate	Qty.	Rate	Qty.	Rate	Qty.	Rate	Qty.	Rate
PM1210	236	43	4,753	0	0.00%	0	0.00%	0	0.00%	0	0.00%	0	0.00%
5626	230	4	6,479	0	0.00%	0	0.00%	0	0.00%	0	0.00%	0	0.00%

Malfunctions

Models	Number of Devices Enrolled	Percent Returned for Analysis	Malfunctions w/ Compromised Therapy															
			Electrical Component		Electrical Interconnect		Battery		Software/Firmware		Mechanical		Possible Early Battery Depletion		Other		Total	
			Qty.	Rate	Qty.	Rate	Qty.	Rate	Qty.	Rate	Qty.	Rate	Qty.	Rate	Qty.	Rate	Qty.	Rate
PM1210	236	2.1%	0	0.00%	0	0.00%	0	0.00%	0	0.00%	0	0.00%	0	0.00%	0	0.00%	0	0.00%
5626	230	3.5%	0	0.00%	0	0.00%	0	0.00%	0	0.00%	0	0.00%	0	0.00%	0	0.00%	0	0.00%

Models	Number of Devices Enrolled	Percent Returned for Analysis	Malfunctions w/o Compromised Therapy															
			Electrical Component		Electrical Interconnect		Battery		Software/Firmware		Mechanical		Possible Early Battery Depletion		Other		Total	
			Qty.	Rate	Qty.	Rate	Qty.	Rate	Qty.	Rate	Qty.	Rate	Qty.	Rate	Qty.	Rate	Qty.	Rate
PM1210	236	2.1%	0	0.00%	0	0.00%	0	0.00%	0	0.00%	0	0.00%	0	0.00%	0	0.00%	0	0.00%
5626	230	3.5%	0	0.00%	0	0.00%	0	0.00%	0	0.00%	0	0.00%	0	0.00%	0	0.00%	0	0.00%

A list of complications can be found on [page 15](#).

Definitions of malfunction categories can be found on [pages 7-8](#).

PACING LEADS

Customer Reported Performance Data

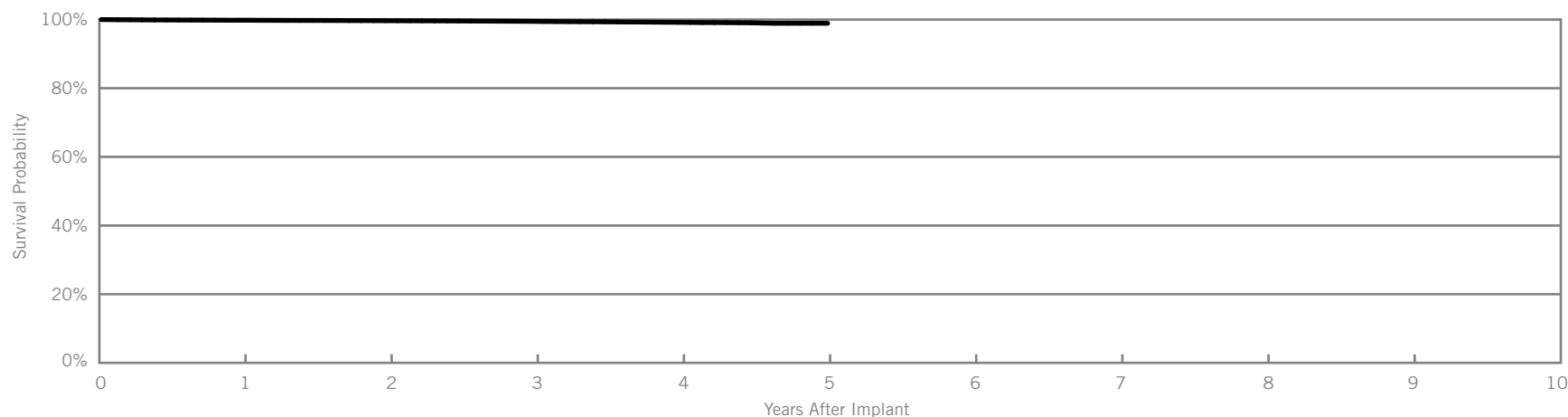
Tendril™ STS

Model 2088TC

US Regulatory Approval	May 2009
Registered US Implants	338,072
Estimated Active US Implants	294,032
Insulation	Optim™*
Type and/or Fixation	Active
Polarity	Bipolar
Steroid	Yes
Number of US Advisories	None

	Acute Observations (Post Implant, ≤30 days)		Chronic Complications (>30 days)	
	Qty.	Rate	Qty.	Rate
Cardiac Perforation	44	0.01%	22	<0.01%
Conductor Fracture	4	<0.01%	69	0.02%
Lead Dislodgement	266	0.08%	332	0.10%
Failure to Capture	48	0.01%	235	0.07%
Oversensing	16	<0.01%	526	0.16%
Failure to Sense	13	<0.01%	43	0.01%
Insulation Breach	7	<0.01%	97	0.03%
Abnormal Pacing Impedance	13	<0.01%	49	0.01%
Extracardiac Stimulation	0	0.00%	9	<0.01%
Other	12	<0.01%	48	0.01%
Total	423	0.13%	1430	0.42%
Total Returned for Analysis	214		606	

Lead Malfunctions	Qty.	Rate
Conductor Fracture	22	<0.01%
Insulation Breach	221	0.07%
Crimps, Welds & Bonds	0	0.00%
Other	21	<0.01%
Extrinsic Factors	495	0.15%
Total	759	0.22%



Year	1	2	3	4	5					
Survival Probability	99.81%	99.67%	99.48%	99.19%	98.92%					
± 1 standard error	0.01%	0.01%	0.02%	0.03%	0.07%					
Sample Size	285,900	190,840	112,420	50,610	380					

*Optim™ lead insulation is a copolymer of silicone and polyurethane.

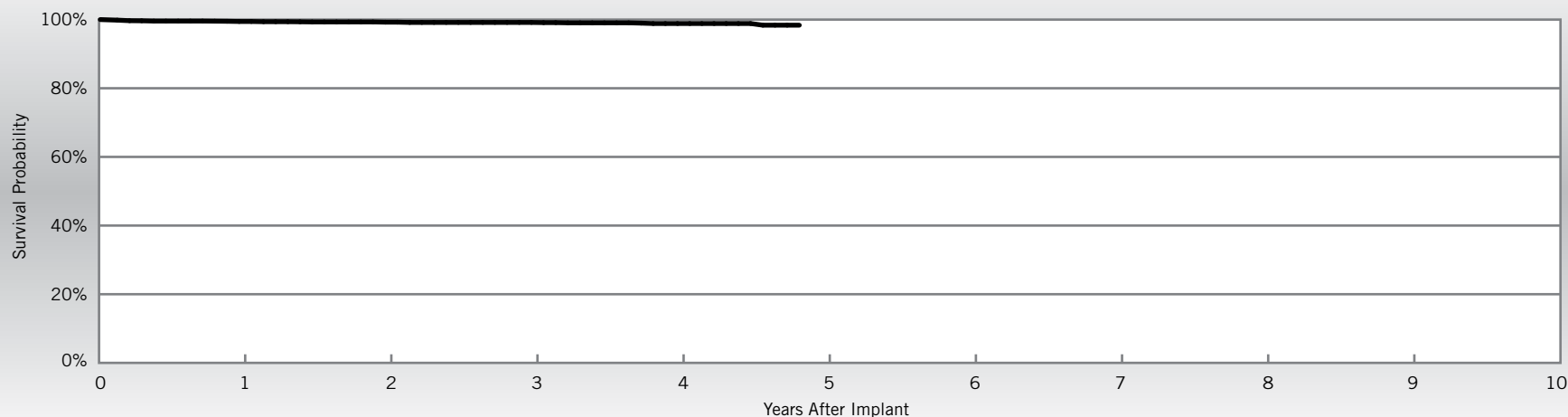
Tendril™ STS
Model 2088TC

Actively Monitored Study Data

US Regulatory Approval	May 2009
Number of Devices Enrolled in Study	3,778
Active Devices Enrolled in Study	2,588
Cumulative Months of Follow-up	123,080
Insulation	Optim™*
Type and/or Fixation	Active
Polarity	Bipolar
Steroid	Yes

Qualifying Complications	Qty	Rate
Abnormal Pacing Impedance	1	0.03%
Cardiac Perforation	1	0.03%
Conductor Fracture	1	0.03%
Failure to Capture	3	0.08%
Failure to Sense	1	0.03%
Insulation Breach	4	0.11%
Lead Dislodgement	15	0.40%
Oversensing	6	0.16%
Pericardial Effusion	1	0.03%

Malfunctions	Qty	Rate
Conductor Fracture	0	0.00%
Insulation Breach	7	0.19%
Crimps, Welds & Bonds	0	0.00%
Other	0	0.00%
Extrinsic Factors	6	0.16%
Total	13	0.34%



Year	1	2	3	4	at 58 months					
Survival Probability	99.45%	99.25%	99.17%	98.86%	98.37%					
± 1 standard error	0.12%	0.14%	0.16%	0.23%	0.54%					
Sample Size	3,570	2,980	2,300	1,340	50					

*Optim™ lead insulation is a copolymer of silicone and polyurethane.

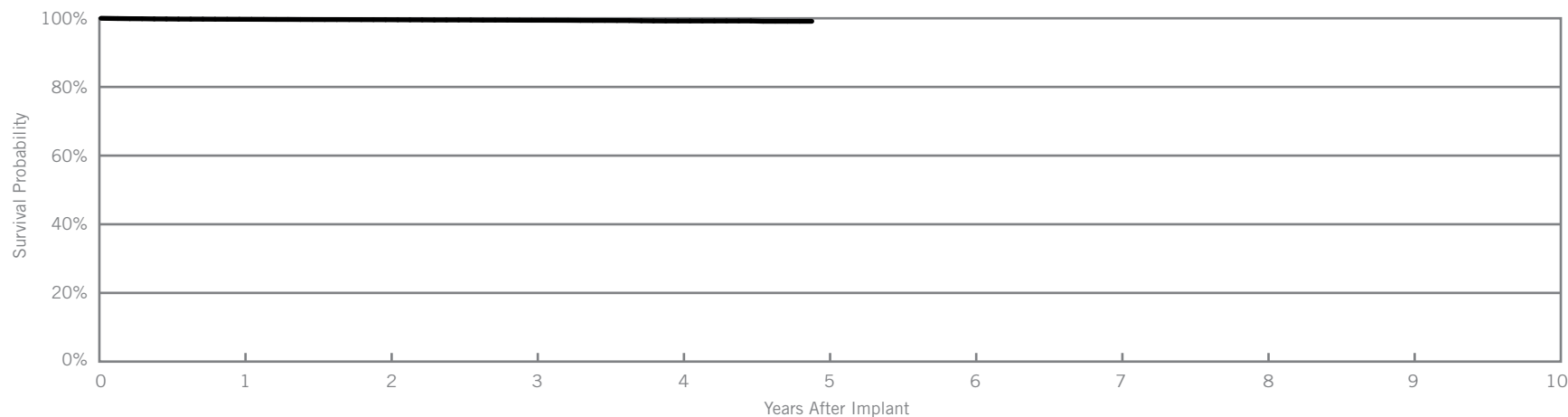
OptiSense™
Model 1999

Customer Reported Performance Data

US Regulatory Approval	May 2007
Registered US Implants	34,289
Estimated Active US Implants	25,983
Insulation	Optim™*
Type and/or Fixation	Active
Polarity	Bipolar
Steroid	Yes
Number of US Advisories	None

	Acute Observations (Post Implant, ≤30 days)		Chronic Complications (>30 days)	
	Qty.	Rate	Qty.	Rate
Cardiac Perforation	2	<0.01%	0	0.00%
Conductor Fracture	0	0.00%	0	0.00%
Lead Dislodgement	34	0.10%	82	0.24%
Failure to Capture	2	<0.01%	24	0.07%
Oversensing	3	<0.01%	35	0.10%
Failure to Sense	1	<0.01%	7	0.02%
Insulation Breach	1	<0.01%	16	0.05%
Abnormal Pacing Impedance	0	0.00%	3	<0.01%
Extracardiac Stimulation	0	0.00%	0	0.00%
Other	1	<0.01%	7	0.02%
Total	44	0.13%	174	0.51%
Total Returned for Analysis	27		84	

Lead Malfunctions	Qty.	Rate
Conductor Fracture	3	<0.01%
Insulation Breach	8	0.02%
Crimps, Welds & Bonds	0	0.00%
Other	4	0.01%
Extrinsic Factors	82	0.24%
Total	97	0.28%



Year	1	2	3	4	at 59 months				
Survival Probability	99.71%	99.59%	99.43%	99.22%	99.13%				
± 1 standard error	0.03%	0.04%	0.05%	0.08%	0.12%				
Sample Size	29,080	20,080	13,020	6,830	200				

*Optim™ lead insulation is a copolymer of silicone and polyurethane.

Actively Monitored Study Data

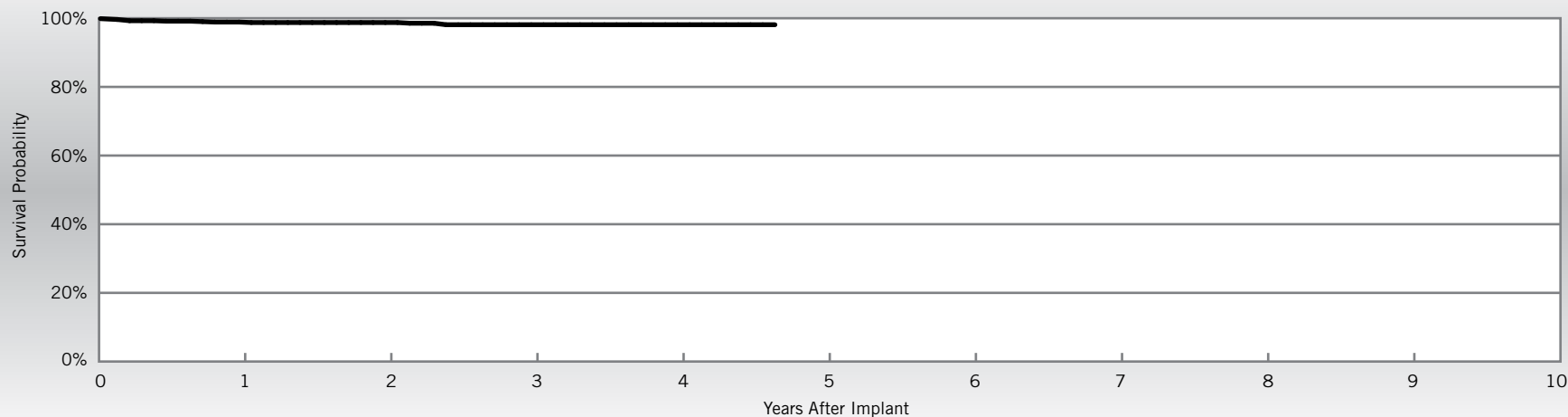
OptiSense™

Model 1999

US Regulatory Approval	May 2007
Number of Devices Enrolled in Study	847
Active Devices Enrolled in Study	556
Cumulative Months of Follow-up	25,534
Insulation	Optim™*
Type and/or Fixation	Active
Polarity	Bipolar
Steroid	Yes

Qualifying Complications	Qty	Rate
Abnormal Pacing Impedance	1	0.12%
Failure to Sense	1	0.12%
Insulation Breach	1	0.12%
Lead Dislodgement	9	1.06%
Oversensing	1	0.12%

Malfunctions	Qty	Rate
Conductor Fracture	0	0.00%
Insulation Breach	2	0.24%
Crimps, Welds & Bonds	0	0.00%
Other	0	0.00%
Extrinsic Factors	7	0.83%
Total	9	1.06%



Year	1	2	3	4	at 56 months					
Survival Probability	98.89%	98.75%	98.11%	98.11%	98.11%					
± 1 standard error	0.37%	0.39%	0.54%	0.54%	0.54%					
Sample Size	790	630	450	250	50					

*Optim™ lead insulation is a copolymer of silicone and polyurethane.

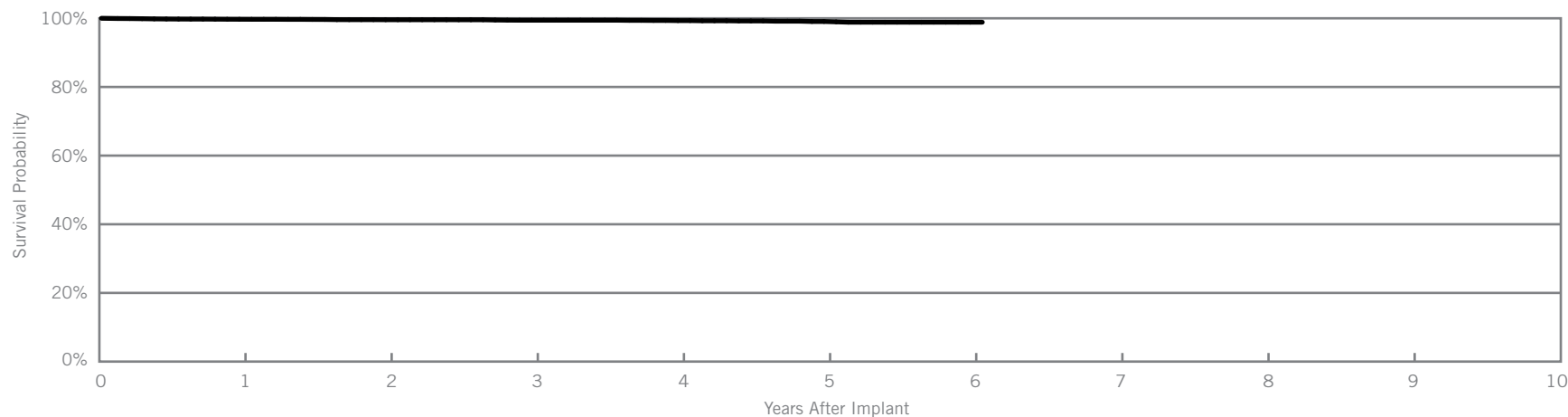
IsoFlex™ Optim™
Model 1944

Customer Reported Performance Data

US Regulatory Approval	March 2008
Registered US Implants	12,511
Estimated Active US Implants	8,837
Insulation	Optim*
Type and/or Fixation	Passive
Polarity	Bipolar
Steroid	Yes
Number of US Advisories	None

	Acute Observations (Post Implant, ≤30 days)		Chronic Complications (>30 days)	
	Qty.	Rate	Qty.	Rate
Cardiac Perforation	0	0.00%	0	0.00%
Conductor Fracture	0	0.00%	2	0.02%
Lead Dislodgement	37	0.30%	26	0.21%
Failure to Capture	5	0.04%	14	0.11%
Oversensing	0	0.00%	18	0.14%
Failure to Sense	2	0.02%	4	0.03%
Insulation Breach	0	0.00%	2	0.02%
Abnormal Pacing Impedance	0	0.00%	1	<0.01%
Extracardiac Stimulation	2	0.02%	1	<0.01%
Other	0	0.00%	2	0.02%
Total	46	0.37%	70	0.56%
Total Returned for Analysis	29		17	

Lead Malfunctions	Qty.	Rate
Conductor Fracture	0	0.00%
Insulation Breach	5	0.04%
Crimps, Welds & Bonds	0	0.00%
Other	1	<0.01%
Extrinsic Factors	15	0.12%
Total	21	0.17%



Year	1	2	3	4	5	6	at 73 months			
Survival Probability	99.72%	99.58%	99.44%	99.33%	99.07%	98.86%	98.86%			
± 1 standard error	0.05%	0.06%	0.09%	0.10%	0.17%	0.23%	0.23%			
Sample Size	10,670	7,570	5,250	3,280	1,700	610	200			

*Optim™ lead insulation is a copolymer of silicone and polyurethane.

Actively Monitored Study Data

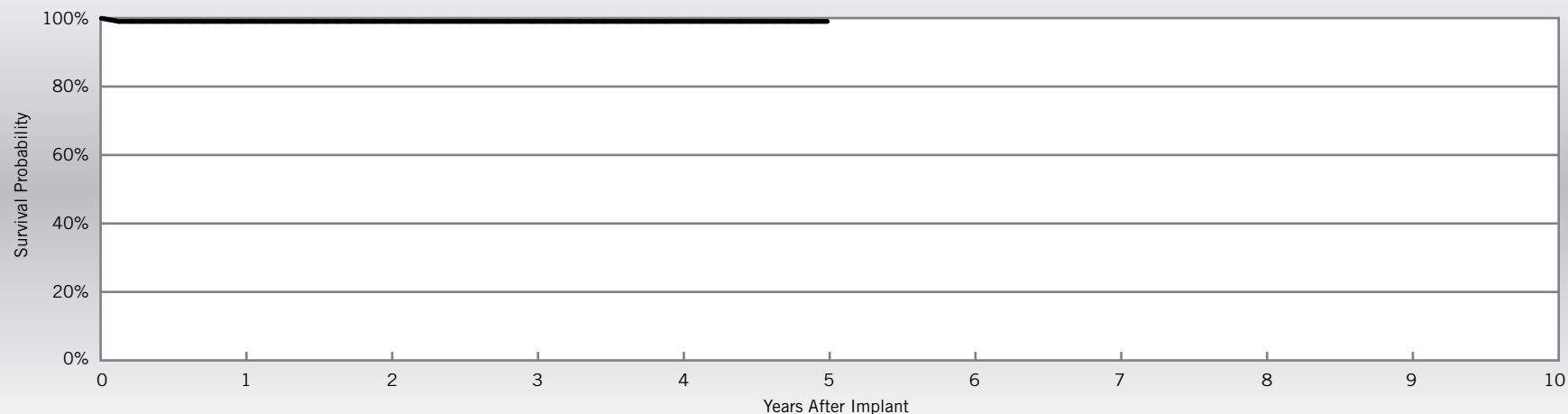
IsoFlex™ Optim™

Model 1944

US Regulatory Approval	March 2008
Number of Devices Enrolled in Study	104
Active Devices Enrolled in Study	58
Cumulative Months of Follow-up	4,734
Insulation	Optim*
Type and/or Fixation	Passive
Polarity	Bipolar
Steroid	Yes

Qualifying Complications	Qty	Rate
Lead Dislodgement	1	0.96%

Malfunctions	Qty	Rate
Conductor Fracture	0	0.00%
Insulation Breach	0	0.00%
Crimps, Welds & Bonds	0	0.00%
Other	0	0.00%
Extrinsic Factors	0	0.00%
Total	0	0.00%



Year	1	2	3	4	5					
Survival Probability	99.03%	99.03%	99.03%	99.03%	99.03%					
± 1 standard error	0.96%	0.96%	0.96%	0.96%	0.96%					
Sample Size	100	80	70	60	50					

*Optim™ lead insulation is a copolymer of silicone and polyurethane.

IsoFlex™ Optim™

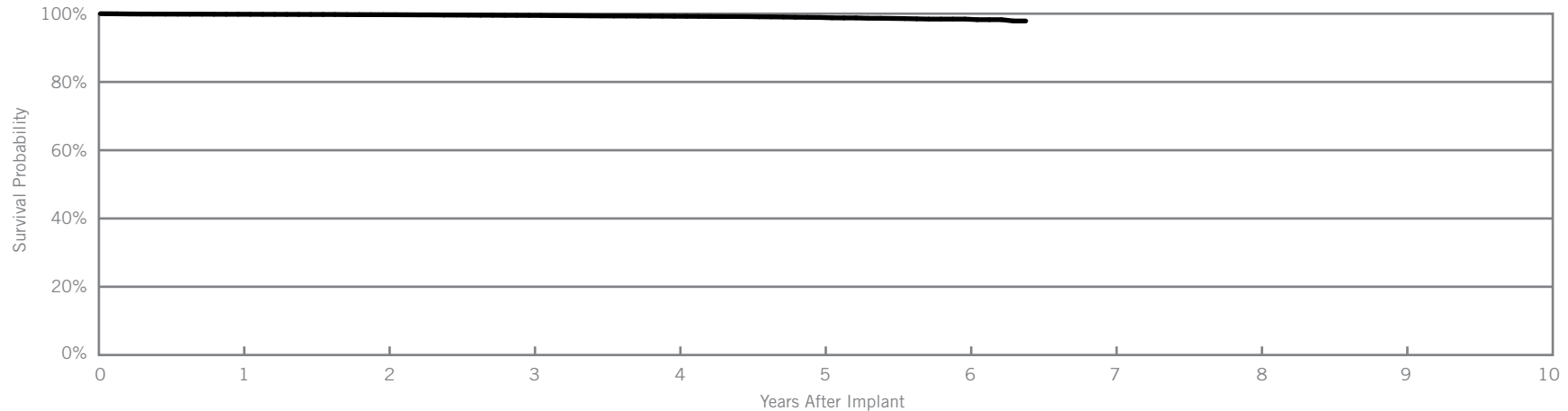
Model 1948

Customer Reported Performance Data

US Regulatory Approval	March 2008
Registered US Implants	46,479
Estimated Active US Implants	36,523
Insulation	Optim*
Type and/or Fixation	Passive
Polarity	Bipolar
Steroid	Yes
Number of US Advisories	None

	Acute Observations (Post Implant, ≤30 days)		Chronic Complications (>30 days)	
	Qty.	Rate	Qty.	Rate
Cardiac Perforation	2	<0.01%	6	0.01%
Conductor Fracture	0	0.00%	24	0.05%
Lead Dislodgement	24	0.05%	32	0.07%
Failure to Capture	17	0.04%	57	0.12%
Oversensing	1	<0.01%	69	0.15%
Failure to Sense	1	<0.01%	0	0.00%
Insulation Breach	4	<0.01%	15	0.03%
Abnormal Pacing Impedance	0	0.00%	14	0.03%
Extracardiac Stimulation	0	0.00%	2	<0.01%
Other	2	<0.01%	3	<0.01%
Total	51	0.11%	222	0.48%
Total Returned for Analysis	28		52	

Lead Malfunctions	Qty.	Rate
Conductor Fracture	5	0.01%
Insulation Breach	32	0.07%
Crimps, Welds & Bonds	0	0.00%
Other	1	<0.01%
Extrinsic Factors	40	0.09%
Total	78	0.17%



Year	1	2	3	4	5	6	at 77 months			
Survival Probability	99.83%	99.70%	99.50%	99.25%	98.90%	98.42%	97.86%			
± 1 standard error	0.02%	0.03%	0.04%	0.06%	0.10%	0.18%	0.46%			
Sample Size	39,950	28,300	19,060	11,840	6,320	2,270	210			

*Optim™ lead insulation is a copolymer of silicone and polyurethane.

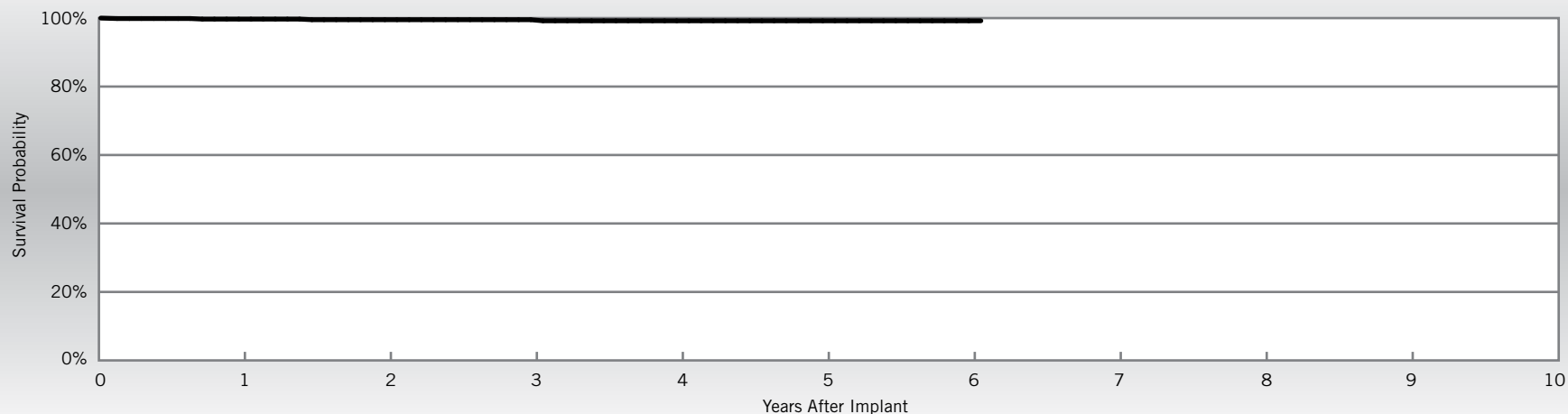
Actively Monitored Study Data

IsoFlex™ Optim™
Model 1948

US Regulatory Approval	March 2008
Number of Devices Enrolled in Study	765
Active Devices Enrolled in Study	269
Cumulative Months of Follow-up	27,214
Insulation	Optim*
Type and/or Fixation	Passive
Polarity	Bipolar
Steroid	Yes

Qualifying Complications	Qty	Rate
Failure to Capture	1	0.13%
Insulation Breach	1	0.13%
Lead Dislodgement	2	0.26%

Malfunctions	Qty	Rate
Conductor Fracture	0	0.00%
Insulation Breach	3	0.39%
Crimps, Welds & Bonds	0	0.00%
Other	0	0.00%
Extrinsic Factors	1	0.13%
Total	4	0.52%



Year	1	2	3	4	5	6	at 73 months			
Survival Probability	99.71%	99.53%	99.53%	99.21%	99.21%	99.21%	99.21%			
± 1 standard error	0.20%	0.28%	0.28%	0.42%	0.42%	0.42%	0.42%			
Sample Size	680	530	390	300	260	150	50			

*Optim™ lead insulation is a copolymer of silicone and polyurethane.

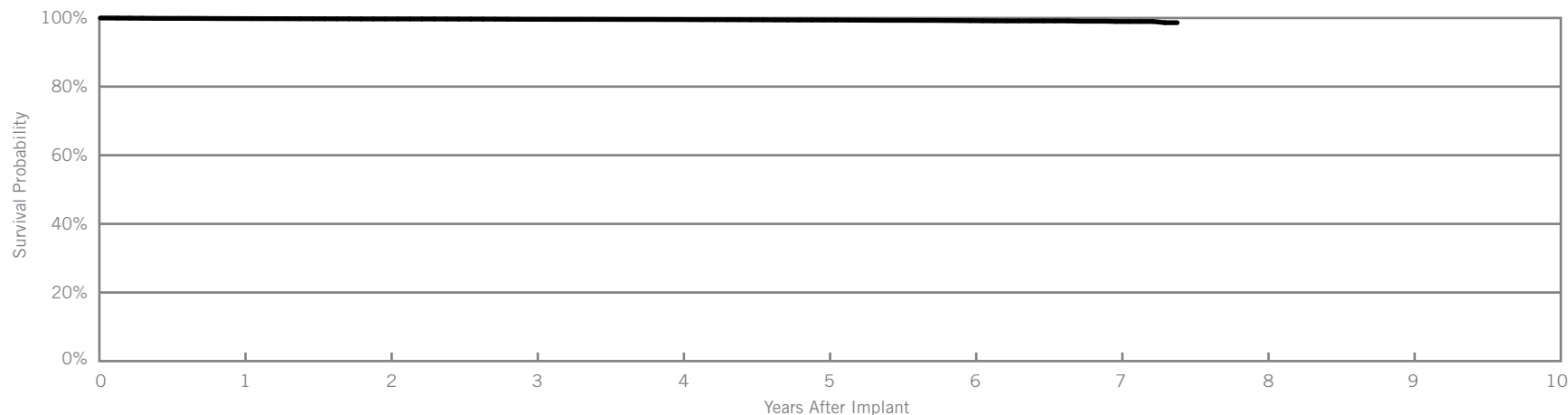
OptiSense™
Models 1699T & 1699TC

Customer Reported Performance Data

US Regulatory Approval	May 2007
Registered US Implants	22,862
Estimated Active US Implants	14,485
Insulation	Silicone
Type and/or Fixation	Active
Polarity	Bipolar
Steroid	Yes
Number of US Advisories	None

	Acute Observations (Post Implant, ≤30 days)		Chronic Complications (>30 days)	
	Qty.	Rate	Qty.	Rate
Cardiac Perforation	1	<0.01%	0	0.00%
Conductor Fracture	0	0.00%	11	0.05%
Lead Dislodgement	4	0.02%	35	0.15%
Failure to Capture	3	0.01%	23	0.10%
Oversensing	2	<0.01%	43	0.19%
Failure to Sense	8	0.03%	14	0.06%
Insulation Breach	0	0.00%	3	0.01%
Abnormal Pacing Impedance	0	0.00%	14	0.06%
Extracardiac Stimulation	0	0.00%	3	0.01%
Other	2	<0.01%	2	<0.01%
Total	20	0.09%	148	0.65%
Total Returned for Analysis	16		52	

Lead Malfunctions	Qty.	Rate
Conductor Fracture	12	0.05%
Insulation Breach	17	0.07%
Crimps, Welds & Bonds	0	0.00%
Other	0	0.00%
Extrinsic Factors	45	0.20%
Total	74	0.32%



Year	1	2	3	4	5	6	7	at 89 months		
Survival Probability	99.82%	99.72%	99.61%	99.55%	99.40%	99.22%	98.98%	98.63%		
± 1 standard error	0.03%	0.04%	0.04%	0.05%	0.06%	0.07%	0.10%	0.38%		
Sample Size	21,470	19,210	17,590	16,010	13,540	8,930	3,510	210		

Actively Monitored Study Data

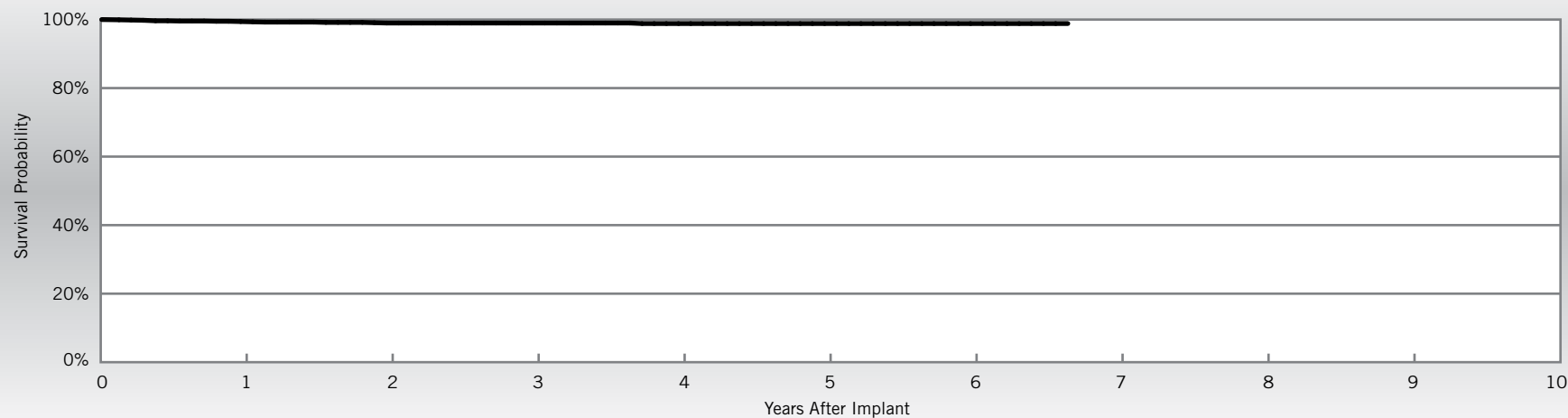
OptiSense™

Models 1699T & 1699TC

US Regulatory Approval	May 2007
Number of Devices Enrolled in Study	1,451
Active Devices Enrolled in Study	475
Cumulative Months of Follow-up	58,970
Insulation	Silicone
Type and/or Fixation	Active
Polarity	Bipolar
Steroid	Yes

Qualifying Complications	Qty	Rate
Abnormal Pacing Impedance	1	0.07%
Conductor Fracture	1	0.07%
Failure to Capture	2	0.14%
Insulation Breach	1	0.07%
Lead Dislodgement	8	0.55%
Oversensing	1	0.07%

Malfunctions	Qty	Rate
Conductor Fracture	0	0.00%
Insulation Breach	0	0.00%
Crimps, Welds & Bonds	0	0.00%
Other	0	0.00%
Extrinsic Factors	5	0.34%
Total	5	0.34%



Year	1	2	3	4	5	6	at 80 months			
Survival Probability	99.42%	98.99%	98.99%	98.84%	98.84%	98.84%	98.84%			
± 1 standard error	0.19%	0.26%	0.28%	0.32%	0.32%	0.32%	0.32%			
Sample Size	1,360	1,170	940	690	470	270	60			

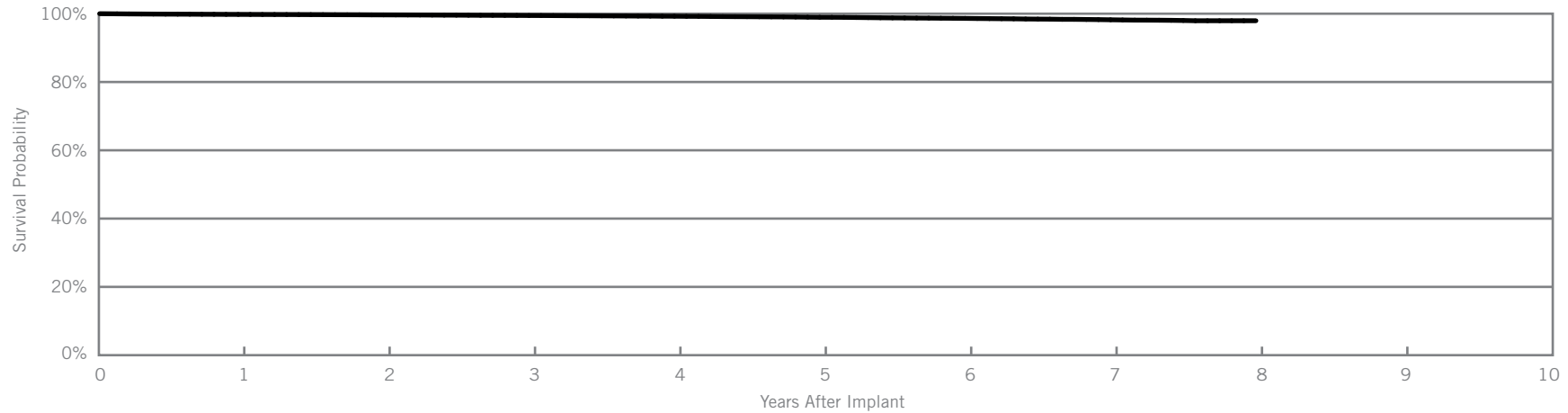
Customer Reported Performance Data

Tendril™ ST Optim™
Models 1888T & 1888TC

US Regulatory Approval	June 2006
Registered US Implants	289,510
Estimated Active US Implants	182,342
Insulation	Optim*
Type and/or Fixation	Active
Polarity	Bipolar
Steroid	Yes
Number of US Advisories	None

	Acute Observations (Post Implant, ≤30 days)		Chronic Complications (>30 days)	
	Qty.	Rate	Qty.	Rate
Cardiac Perforation	38	0.01%	35	0.01%
Conductor Fracture	7	<0.01%	111	0.04%
Lead Dislodgement	137	0.05%	390	0.13%
Failure to Capture	73	0.03%	426	0.15%
Oversensing	15	<0.01%	777	0.27%
Failure to Sense	11	<0.01%	70	0.02%
Insulation Breach	7	<0.01%	161	0.06%
Abnormal Pacing Impedance	7	<0.01%	129	0.04%
Extracardiac Stimulation	4	<0.01%	25	<0.01%
Other	23	<0.01%	61	0.02%
Total	322	0.11%	2185	0.75%
Total Returned for Analysis	166		807	

Lead Malfunctions	Qty.	Rate
Conductor Fracture	27	<0.01%
Insulation Breach	454	0.16%
Crimps, Welds & Bonds	1	<0.01%
Other	11	<0.01%
Extrinsic Factors	609	0.21%
Total	1102	0.38%



Year	1	2	3	4	5	6	7	8		
Survival Probability	99.79%	99.65%	99.47%	99.26%	98.96%	98.63%	98.22%	97.94%		
± 1 standard error	0.01%	0.01%	0.02%	0.02%	0.03%	0.04%	0.05%	0.09%		
Sample Size	262,140	213,670	173,420	136,150	97,030	55,770	23,310	320		

*Optim™ lead insulation is a copolymer of silicone and polyurethane.

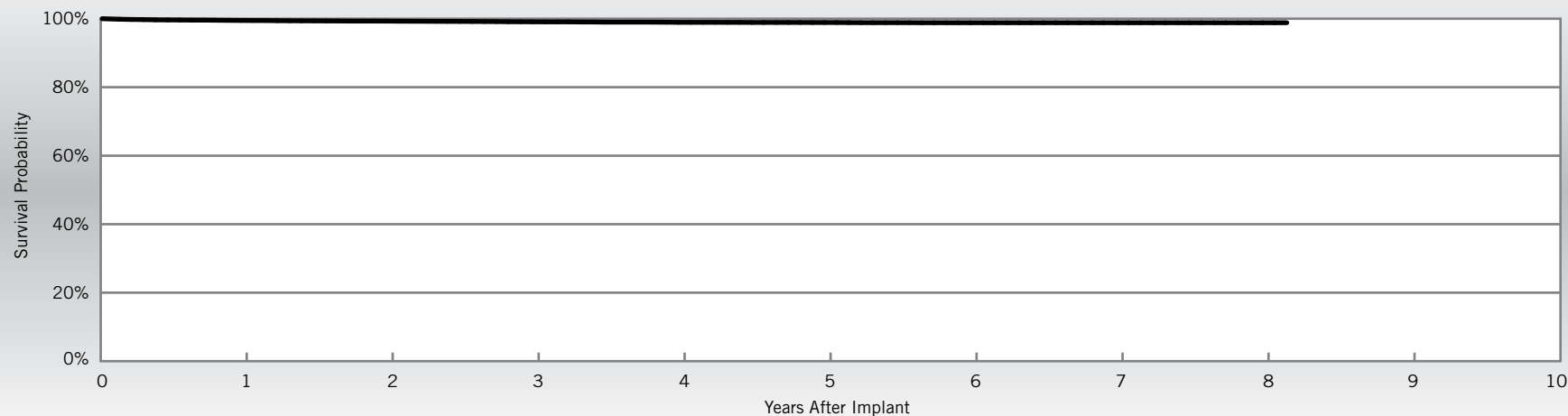
Actively Monitored Study Data

Tendril™ ST Optim™
Models 1888T & 1888TC

US Regulatory Approval	June 2006
Number of Devices Enrolled in Study	14,428
Active Devices Enrolled in Study	5,845
Cumulative Months of Follow-up	664,015
Insulation	Optim*
Type and/or Fixation	Active
Polarity	Bipolar
Steroid	Yes

Qualifying Complications	Qty	Rate
Abnormal Pacing Impedance	7	0.05%
Cardiac Perforation	2	0.01%
Conductor Fracture	4	0.03%
Extracardiac Stimulation	3	0.02%
Failure to Capture	19	0.13%
Failure to Sense	4	0.03%
Insulation Breach	23	0.16%
Lead Dislodgement	55	0.38%
Oversensing	13	0.09%
Skin Erosion	1	<0.01%

Malfunctions	Qty	Rate
Conductor Fracture	2	0.01%
Insulation Breach	17	0.12%
Crimps, Welds & Bonds	0	0.00%
Other	0	0.00%
Extrinsic Factors	29	0.20%
Total	48	0.33%



Year	1	2	3	4	5	6	7	8	at 98 months
Survival Probability	99.49%	99.30%	99.09%	98.94%	98.89%	98.83%	98.83%	98.83%	98.83%
± 1 standard error	0.06%	0.07%	0.08%	0.09%	0.10%	0.11%	0.11%	0.11%	0.11%
Sample Size	13,630	11,830	9,650	7,530	6,020	4,330	2,310	750	50

*Optim™ lead insulation is a copolymer of silicone and polyurethane.

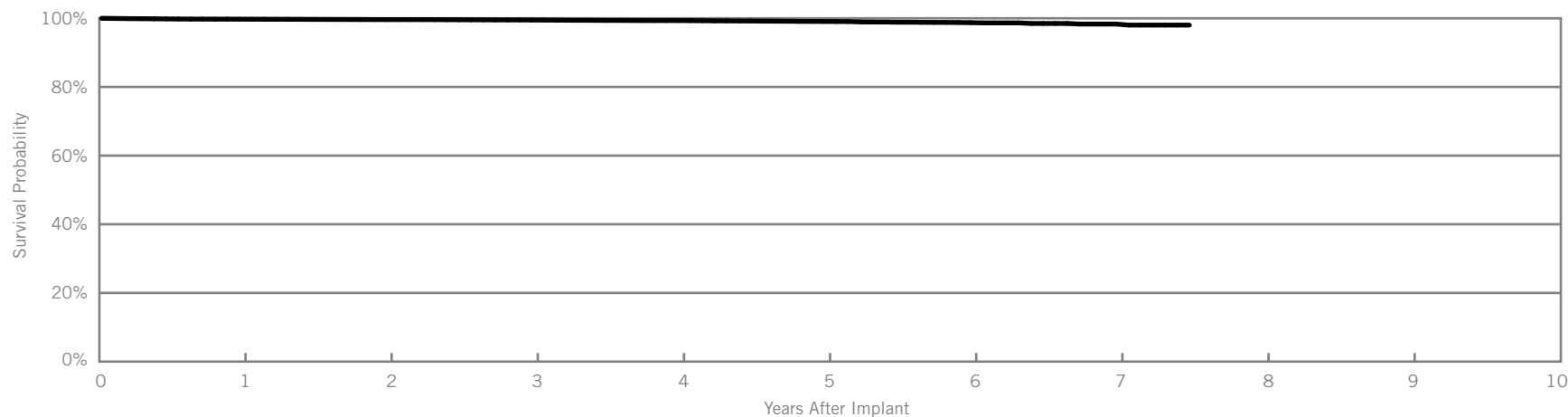
Customer Reported Performance Data

Tendril™ ST Optim™
Models 1882T & 1882TC

US Regulatory Approval	June 2006
Registered US Implants	39,096
Estimated Active US Implants	26,160
Insulation	Optim*
Type and/or Fixation	Active
Polarity	Bipolar
Steroid	Yes
Number of US Advisories	None

	Acute Observations (Post Implant, ≤30 days)		Chronic Complications (>30 days)	
	Qty.	Rate	Qty.	Rate
Cardiac Perforation	2	<0.01%	3	<0.01%
Conductor Fracture	0	0.00%	3	<0.01%
Lead Dislodgement	29	0.07%	75	0.19%
Failure to Capture	7	0.02%	36	0.09%
Oversensing	4	0.01%	62	0.16%
Failure to Sense	3	<0.01%	9	0.02%
Insulation Breach	0	0.00%	22	0.06%
Abnormal Pacing Impedance	0	0.00%	6	0.02%
Extracardiac Stimulation	0	0.00%	0	0.00%
Other	5	0.01%	15	0.04%
Total	50	0.13%	231	0.59%
Total Returned for Analysis	21		101	

Lead Malfunctions	Qty.	Rate
Conductor Fracture	2	<0.01%
Insulation Breach	31	0.08%
Crimps, Welds & Bonds	0	0.00%
Other	3	<0.01%
Extrinsic Factors	88	0.23%
Total	124	0.32%



Year	1	2	3	4	5	6	7	at 90 months		
Survival Probability	99.74%	99.62%	99.50%	99.34%	99.08%	98.73%	98.32%	98.02%		
± 1 standard error	0.03%	0.03%	0.04%	0.06%	0.08%	0.12%	0.20%	0.29%		
Sample Size	33,930	25,100	18,290	12,620	7,950	4,210	1,660	250		

*Optim™ lead insulation is a copolymer of silicone and polyurethane.

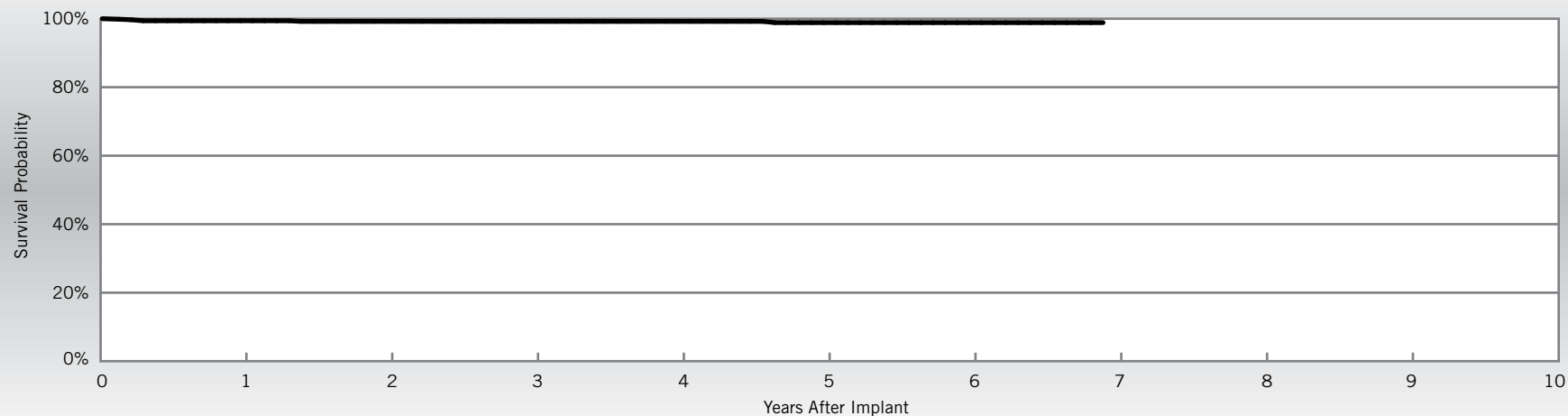
Actively Monitored Study Data

Tendril™ ST Optim™
Models 1882T & 1882TC

US Regulatory Approval	June 2006
Number of Devices Enrolled in Study	684
Active Devices Enrolled in Study	331
Cumulative Months of Follow-up	30,311
Insulation	Optim*
Type and/or Fixation	Active
Polarity	Bipolar
Steroid	Yes

Qualifying Complications	Qty	Rate
Extracardiac Stimulation	1	0.15%
Failure to Capture	1	0.15%
Lead Dislodgement	2	0.29%
Oversensing	1	0.15%
Skin Erosion	1	0.15%

Malfunctions	Qty	Rate
Conductor Fracture	0	0.00%
Insulation Breach	2	0.29%
Crimps, Welds & Bonds	0	0.00%
Other	0	0.00%
Extrinsic Factors	0	0.00%
Total	2	0.29%



Year	1	2	3	4	5	6	at 83 months			
Survival Probability	99.40%	99.22%	99.22%	99.22%	98.86%	98.86%	98.86%			
± 1 standard error	0.30%	0.35%	0.35%	0.35%	0.50%	0.50%	0.50%			
Sample Size	640	550	440	350	280	190	60			

*Optim™ lead insulation is a copolymer of silicone and polyurethane.

Customer Reported Performance Data

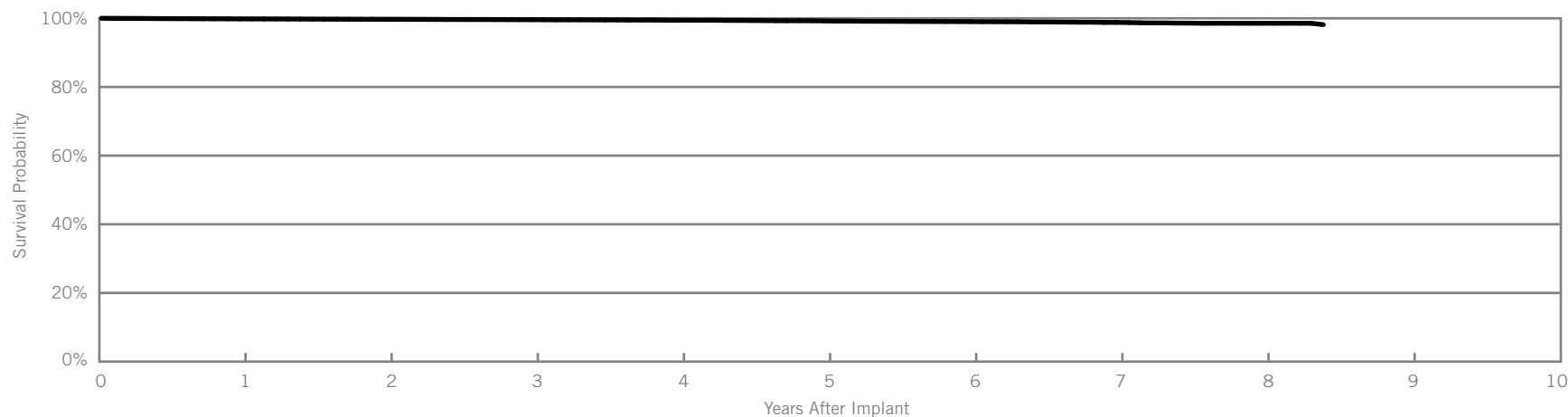
Tendril™

Models 1782T & 1782TC

US Regulatory Approval	February 2006
Registered US Implants	16,389
Estimated Active US Implants	8,760
Insulation	Silicone
Type and/or Fixation	Active
Polarity	Bipolar
Steroid	Yes
Number of US Advisories	None

	Acute Observations (Post Implant, ≤30 days)		Chronic Complications (>30 days)	
	Qty.	Rate	Qty.	Rate
Cardiac Perforation	6	0.04%	0	0.00%
Conductor Fracture	0	0.00%	1	<0.01%
Lead Dislodgement	13	0.08%	39	0.24%
Failure to Capture	5	0.03%	32	0.20%
Oversensing	0	0.00%	29	0.18%
Failure to Sense	0	0.00%	5	0.03%
Insulation Breach	0	0.00%	1	<0.01%
Abnormal Pacing Impedance	2	0.01%	8	0.05%
Extracardiac Stimulation	1	<0.01%	1	<0.01%
Other	2	0.01%	2	0.01%
Total	29	0.18%	118	0.72%
Total Returned for Analysis	16		50	

Lead Malfunctions	Qty.	Rate
Conductor Fracture	1	<0.01%
Insulation Breach	15	0.09%
Crimps, Welds & Bonds	0	0.00%
Other	0	0.00%
Extrinsic Factors	46	0.28%
Total	62	0.38%



Year	1	2	3	4	5	6	7	8	at 101 months
Survival Probability	99.82%	99.71%	99.59%	99.44%	99.23%	99.03%	98.80%	98.55%	98.15%
± 1 standard error	0.03%	0.04%	0.05%	0.07%	0.08%	0.10%	0.13%	0.16%	0.16%
Sample Size	15,270	13,400	11,840	10,130	8,190	6,100	3,980	1,840	310

Actively Monitored Study Data

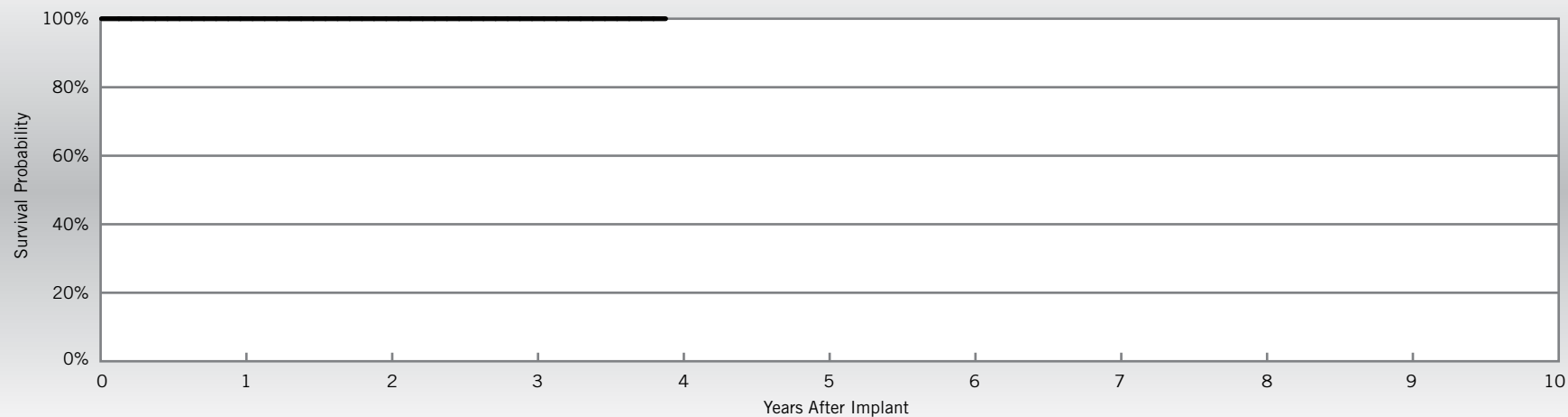
Tendril™

Models 1782T & 1782TC

US Regulatory Approval	February 2006
Number of Devices Enrolled in Study	166
Active Devices Enrolled in Study	29
Cumulative Months of Follow-up	5,493
Insulation	Silicone
Type and/or Fixation	Active
Polarity	Bipolar
Steroid	Yes

Qualifying Complications
None Reported

Malfunctions	Qty	Rate
Conductor Fracture	0	0.00%
Insulation Breach	1	0.60%
Crimps, Welds & Bonds	0	0.00%
Other	0	0.00%
Extrinsic Factors	0	0.00%
Total	1	0.60%



Year	1	2	3	at 47 months						
Survival Probability	100.00%	100.00%	100.00%	100.00%						
± 1 standard error	0.00%	0.00%	0.00%	0.00%						
Sample Size	150	120	90	50						

Customer Reported Performance Data

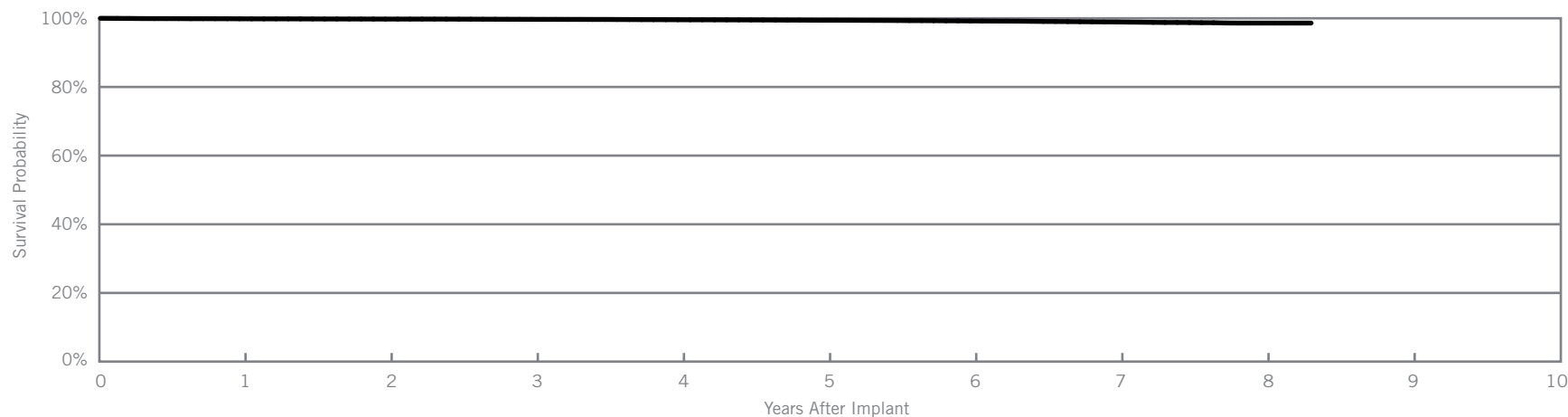
Tendril™

Models 1788T & 1788TC

US Regulatory Approval	February 2006
Registered US Implants	65,151
Estimated Active US Implants	31,781
Insulation	Silicone
Type and/or Fixation	Active
Polarity	Bipolar
Steroid	Yes
Number of US Advisories	None

	Acute Observations (Post Implant, ≤30 days)		Chronic Complications (>30 days)	
	Qty.	Rate	Qty.	Rate
Cardiac Perforation	12	0.02%	7	0.01%
Conductor Fracture	1	<0.01%	16	0.02%
Lead Dislodgement	31	0.05%	65	0.10%
Failure to Capture	30	0.05%	108	0.17%
Oversensing	2	<0.01%	112	0.17%
Failure to Sense	2	<0.01%	18	0.03%
Insulation Breach	1	<0.01%	25	0.04%
Abnormal Pacing Impedance	9	0.01%	31	0.05%
Extracardiac Stimulation	2	<0.01%	6	<0.01%
Other	20	0.03%	21	0.03%
Total	110	0.17%	409	0.63%
Total Returned for Analysis	45		130	

Lead Malfunctions	Qty.	Rate
Conductor Fracture	8	0.01%
Insulation Breach	70	0.11%
Crimps, Welds & Bonds	1	<0.01%
Other	1	<0.01%
Extrinsic Factors	96	0.15%
Total	176	0.27%



Year	1	2	3	4	5	6	7	8	at 100 months
Survival Probability	99.85%	99.77%	99.69%	99.58%	99.43%	99.23%	98.93%	98.61%	98.61%
± 1 standard error	0.01%	0.02%	0.02%	0.03%	0.04%	0.04%	0.06%	0.08%	0.08%
Sample Size	60,480	52,720	46,810	41,350	35,910	29,520	21,270	10,020	540

Actively Monitored Study Data

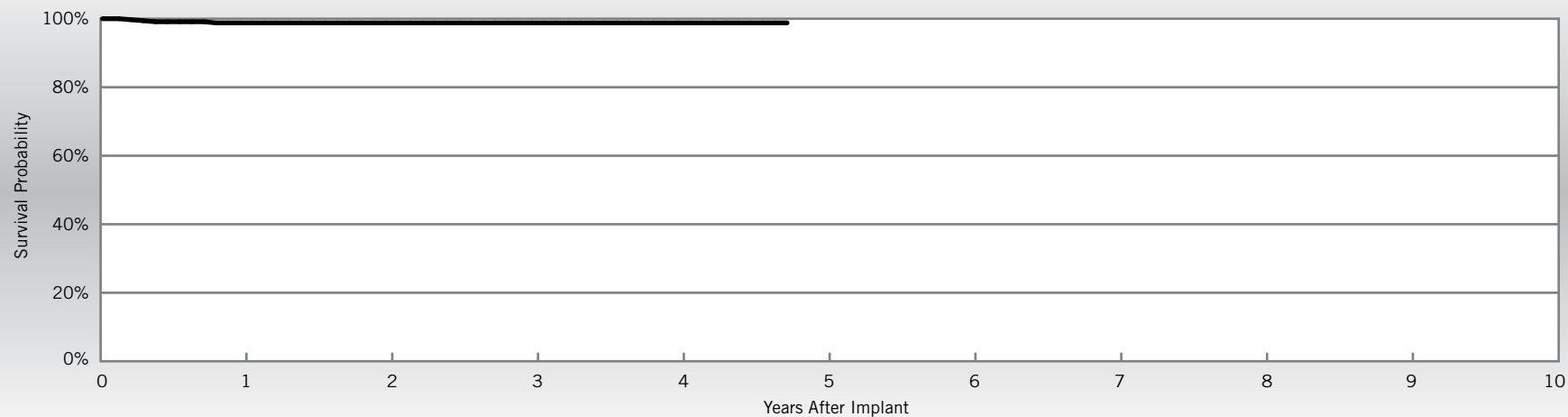
Tendril™

Models 1788T & 1788TC

US Regulatory Approval	February 2006
Number of Devices Enrolled in Study	360
Active Devices Enrolled in Study	76
Cumulative Months of Follow-up	10,685
Insulation	Silicone
Type and/or Fixation	Active
Polarity	Bipolar
Steroid	Yes

Qualifying Complications	Qty	Rate
Extracardiac Stimulation	1	0.28%
Lead Dislodgement	3	0.83%

Malfunctions	Qty	Rate
Conductor Fracture	0	0.00%
Insulation Breach	0	0.00%
Crimps, Welds & Bonds	0	0.00%
Other	0	0.00%
Extrinsic Factors	0	0.00%
Total	0	0.00%



Year	1	2	3	4	at 57 months					
Survival Probability	98.78%	98.78%	98.78%	98.78%	98.78%					
± 1 standard error	0.61%	0.61%	0.61%	0.61%	0.61%					
Sample Size	310	240	180	100	50					

Customer Reported Performance Data

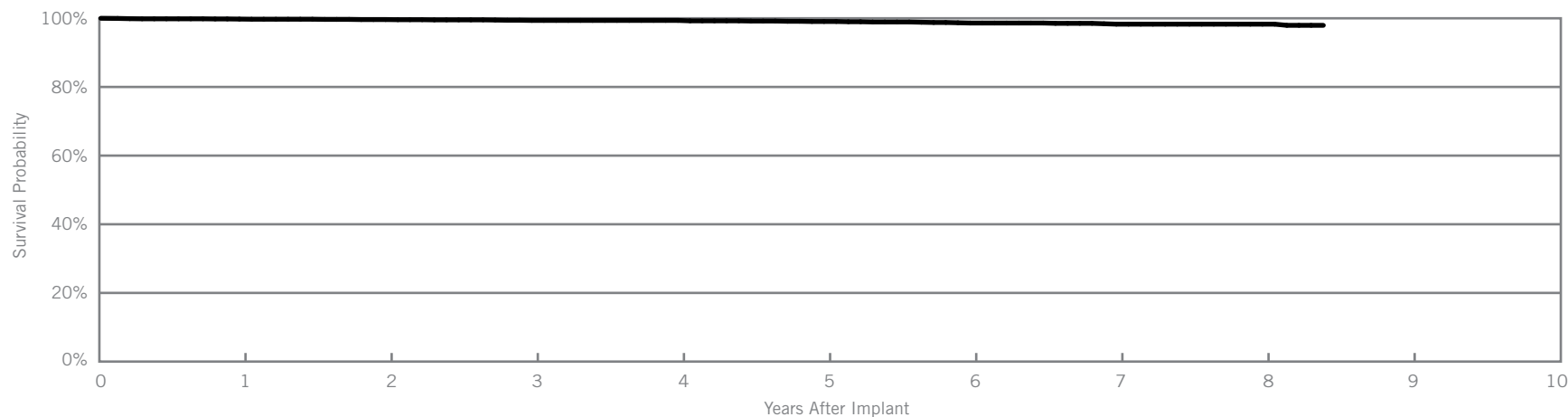
IsoFlex™ P

Model 1648T

US Regulatory Approval	April 2005
Registered US Implants	2,833
Estimated Active US Implants	1,284
Insulation	Polyurethane
Type and/or Fixation	Passive
Polarity	Bipolar
Steroid	Yes
Number of US Advisories	None

	Acute Observations (Post Implant, ≤30 days)		Chronic Complications (>30 days)	
	Qty.	Rate	Qty.	Rate
Cardiac Perforation	0	0.00%	0	0.00%
Conductor Fracture	0	0.00%	3	0.11%
Lead Dislodgement	2	0.07%	2	0.07%
Failure to Capture	2	0.07%	7	0.25%
Oversensing	0	0.00%	1	0.04%
Failure to Sense	1	0.04%	1	0.04%
Insulation Breach	0	0.00%	5	0.18%
Abnormal Pacing Impedance	0	0.00%	3	0.11%
Extracardiac Stimulation	1	0.04%	0	0.00%
Other	0	0.00%	3	0.11%
Total	6	0.21%	25	0.88%
Total Returned for Analysis	1		5	

Lead Malfunctions	Qty.	Rate
Conductor Fracture	0	0.00%
Insulation Breach	10	0.35%
Crimps, Welds & Bonds	0	0.00%
Other	2	0.07%
Extrinsic Factors	4	0.14%
Total	16	0.56%



Year	1	2	3	4	5	6	7	8	at 101 months
Survival Probability	99.77%	99.63%	99.38%	99.38%	99.07%	98.62%	98.29%	98.29%	97.95%
± 1 standard error	0.09%	0.12%	0.16%	0.17%	0.22%	0.27%	0.32%	0.34%	0.48%
Sample Size	2,600	2,240	1,970	1,770	1,580	1,360	1,010	560	220

Customer Reported Performance Data

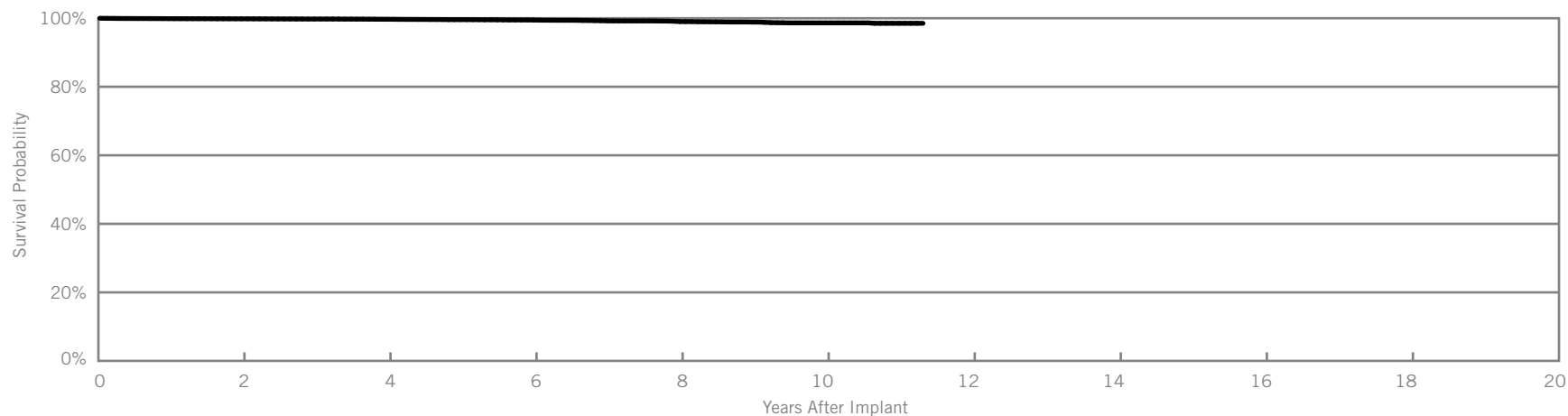
IsoFlex™ S

Model 1642T

US Regulatory Approval	May 2002
Registered US Implants	27,080
Estimated Active US Implants	12,216
Insulation	Silicone
Type and/or Fixation	Passive
Polarity	Bipolar
Steroid	Yes
Number of US Advisories	None

	Acute Observations (Post Implant, ≤30 days)		Chronic Complications (>30 days)	
	Qty.	Rate	Qty.	Rate
Cardiac Perforation	0	0.00%	0	0.00%
Conductor Fracture	0	0.00%	6	0.02%
Lead Dislodgement	49	0.18%	34	0.13%
Failure to Capture	6	0.02%	44	0.16%
Oversensing	0	0.00%	22	0.08%
Failure to Sense	3	0.01%	15	0.06%
Insulation Breach	0	0.00%	5	0.02%
Abnormal Pacing Impedance	3	0.01%	6	0.02%
Extracardiac Stimulation	1	<0.01%	2	<0.01%
Other	0	0.00%	2	<0.01%
Total	62	0.23%	136	0.50%
Total Returned for Analysis	39		22	

Lead Malfunctions	Qty.	Rate
Conductor Fracture	0	0.00%
Insulation Breach	16	0.06%
Crimps, Welds & Bonds	1	<0.01%
Other	2	<0.01%
Extrinsic Factors	17	0.06%
Total	36	0.13%



Year	2	4	6	8	10	at 136 months			
Survival Probability	99.83%	99.70%	99.47%	99.02%	98.64%	98.52%			
± 1 standard error	0.03%	0.04%	0.05%	0.09%	0.15%	0.19%			
Sample Size	21,970	16,980	11,500	6,150	2,260	220			

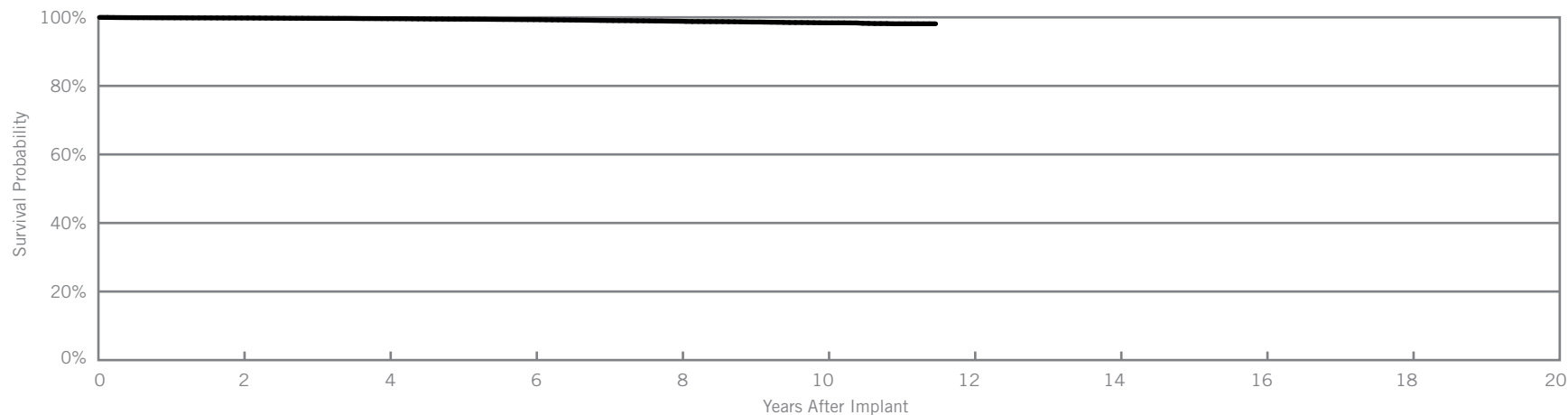
IsoFlex™ S
Model 1646T

Customer Reported Performance Data

US Regulatory Approval	May 2002
Registered US Implants	90,251
Estimated Active US Implants	39,273
Insulation	Silicone
Type and/or Fixation	Passive
Polarity	Bipolar
Steroid	Yes
Number of US Advisories	None

	Acute Observations (Post Implant, ≤30 days)		Chronic Complications (>30 days)	
	Qty.	Rate	Qty.	Rate
Cardiac Perforation	4	<0.01%	2	<0.01%
Conductor Fracture	2	<0.01%	72	0.08%
Lead Dislodgement	37	0.04%	34	0.04%
Failure to Capture	33	0.04%	208	0.23%
Oversensing	0	0.00%	74	0.08%
Failure to Sense	2	<0.01%	10	0.01%
Insulation Breach	2	<0.01%	35	0.04%
Abnormal Pacing Impedance	6	<0.01%	82	0.09%
Extracardiac Stimulation	0	0.00%	3	<0.01%
Other	2	<0.01%	16	0.02%
Total	88	0.10%	536	0.59%
Total Returned for Analysis	38		82	

Lead Malfunctions	Qty.	Rate
Conductor Fracture	20	0.02%
Insulation Breach	35	0.04%
Crimps, Welds & Bonds	0	0.00%
Other	6	<0.01%
Extrinsic Factors	61	0.07%
Total	122	0.14%



Year	2	4	6	8	10	at 138 months			
Survival Probability	99.81%	99.61%	99.33%	98.86%	98.40%	98.12%			
± 1 standard error	0.01%	0.02%	0.04%	0.06%	0.09%	0.14%			
Sample Size	71,980	53,970	35,460	18,620	6,750	320			

Actively Monitored Study Data

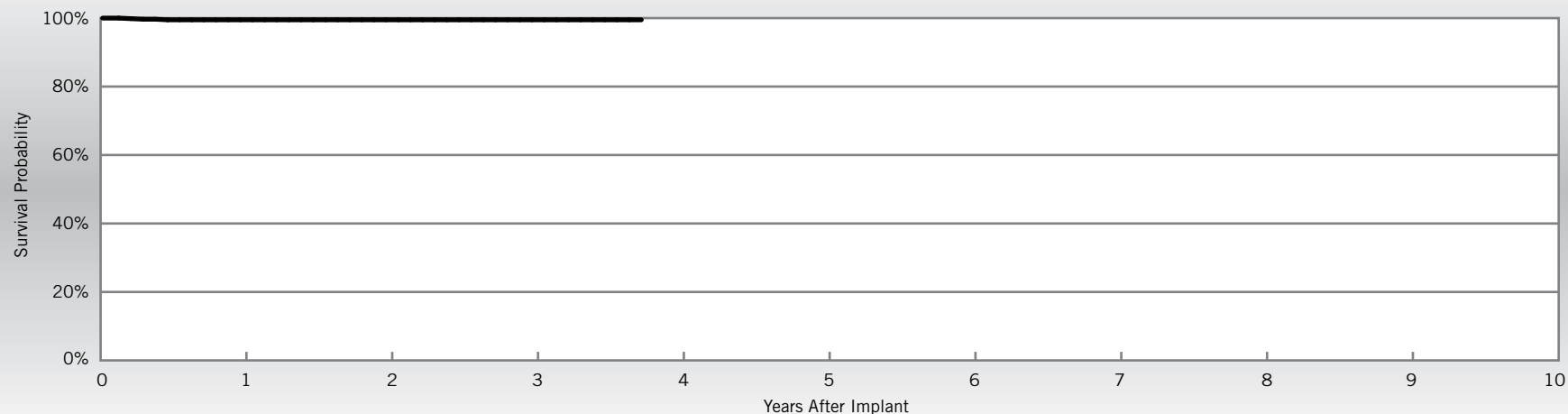
IsoFlex™ S

Model 1646T

US Regulatory Approval	May 2002
Number of Devices Enrolled in Study	639
Active Devices Enrolled in Study	2
Cumulative Months of Follow-up	15,639
Insulation	Silicone
Type and/or Fixation	Passive
Polarity	Bipolar
Steroid	Yes

Qualifying Complications	Qty	Rate
Failure to Capture	2	0.31%
Lead Dislodgement	1	0.16%

Malfunctions	Qty	Rate
Conductor Fracture	0	0.00%
Insulation Breach	0	0.00%
Crimps, Welds & Bonds	0	0.00%
Other	0	0.00%
Extrinsic Factors	0	0.00%
Total	0	0.00%



Year	1	2	3	at 45 months					
Survival Probability	99.50%	99.50%	99.50%	99.50%					
± 1 standard error	0.29%	0.29%	0.29%	0.29%					
Sample Size	570	410	250	50					

Customer Reported Performance Data

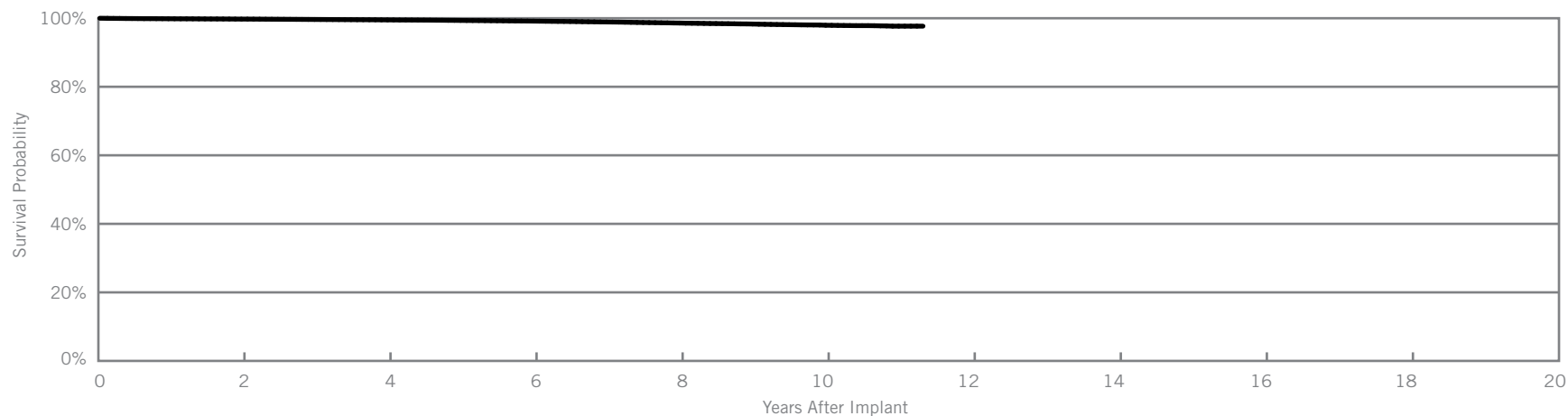
Tendril™ SDX

Models 1688T & 1688TC

US Regulatory Approval	June 2003
Registered US Implants	451,771
Estimated Active US Implants	247,490
Insulation	Silicone
Type and/or Fixation	Active
Polarity	Bipolar
Steroid	Yes
Number of US Advisories	None

	Acute Observations (Post Implant, ≤30 days)		Chronic Complications (>30 days)	
	Qty.	Rate	Qty.	Rate
Cardiac Perforation	63	0.01%	28	<0.01%
Conductor Fracture	4	<0.01%	315	0.07%
Lead Dislodgement	256	0.06%	413	0.09%
Failure to Capture	159	0.04%	886	0.20%
Oversensing	14	<0.01%	860	0.19%
Failure to Sense	27	<0.01%	92	0.02%
Insulation Breach	10	<0.01%	163	0.04%
Abnormal Pacing Impedance	28	<0.01%	416	0.09%
Extracardiac Stimulation	4	<0.01%	30	<0.01%
Other	33	<0.01%	112	0.02%
Total	598	0.13%	3315	0.73%
Total Returned for Analysis	275		983	

Lead Malfunctions	Qty.	Rate
Conductor Fracture	179	0.04%
Insulation Breach	536	0.12%
Crimps, Welds & Bonds	2	<0.01%
Other	12	<0.01%
Extrinsic Factors	604	0.13%
Total	1333	0.30%



Year	2	4	6	8	10	at 136 months			
Survival Probability	99.75%	99.51%	99.16%	98.60%	97.95%	97.69%			
± 1 standard error	0.01%	0.01%	0.02%	0.03%	0.05%	0.09%			
Sample Size	348,640	248,590	163,300	98,460	30,820	530			

Actively Monitored Study Data

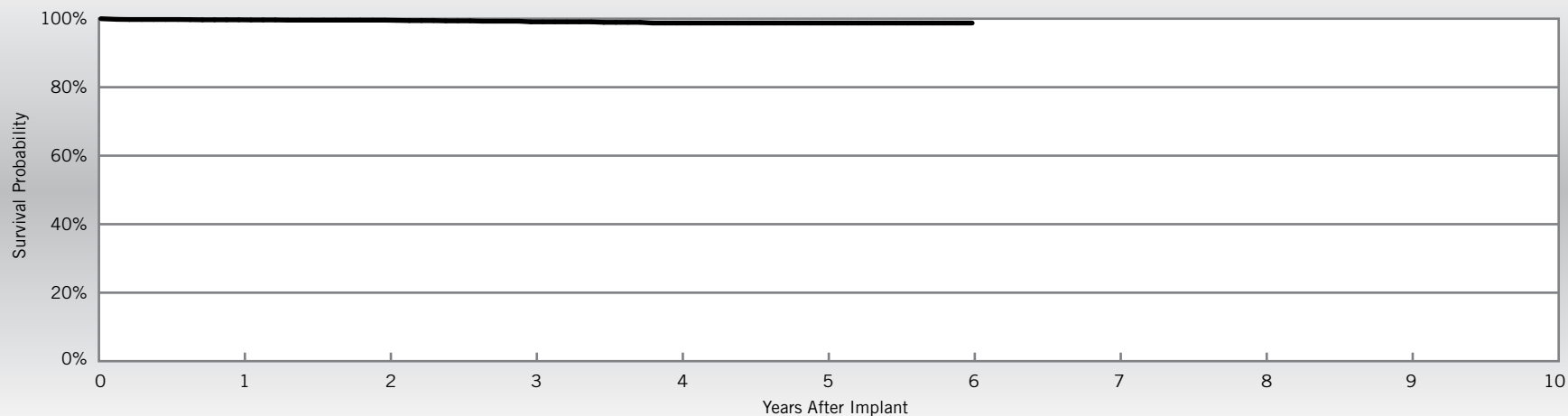
Tendril™ SDX

Models 1688T & 1688TC

US Regulatory Approval	June 2003
Number of Devices Enrolled in Study	2,630
Active Devices Enrolled in Study	588
Cumulative Months of Follow-up	76,461
Insulation	Silicone
Type and/or Fixation	Active
Polarity	Bipolar
Steroid	Yes

Qualifying Complications	Qty	Rate
Abnormal Pacing Impedance	3	0.11%
Conductor Fracture	2	0.08%
Failure to Capture	3	0.11%
Insulation Breach	3	0.11%
Lead Dislodgement	4	0.15%
Oversensing	2	0.08%
Pericardial Effusion	1	0.04%

Malfunctions	Qty	Rate
Conductor Fracture	1	0.04%
Insulation Breach	4	0.15%
Crimps, Welds & Bonds	0	0.00%
Other	0	0.00%
Extrinsic Factors	5	0.19%
Total	10	0.38%



Year	1	2	3	4	5	6				
Survival Probability	99.68%	99.58%	99.08%	98.74%	98.74%	98.74%				
± 1 standard error	0.11%	0.13%	0.20%	0.34%	0.34%	0.34%				
Sample Size	2,380	1,810	1,230	690	290	50				

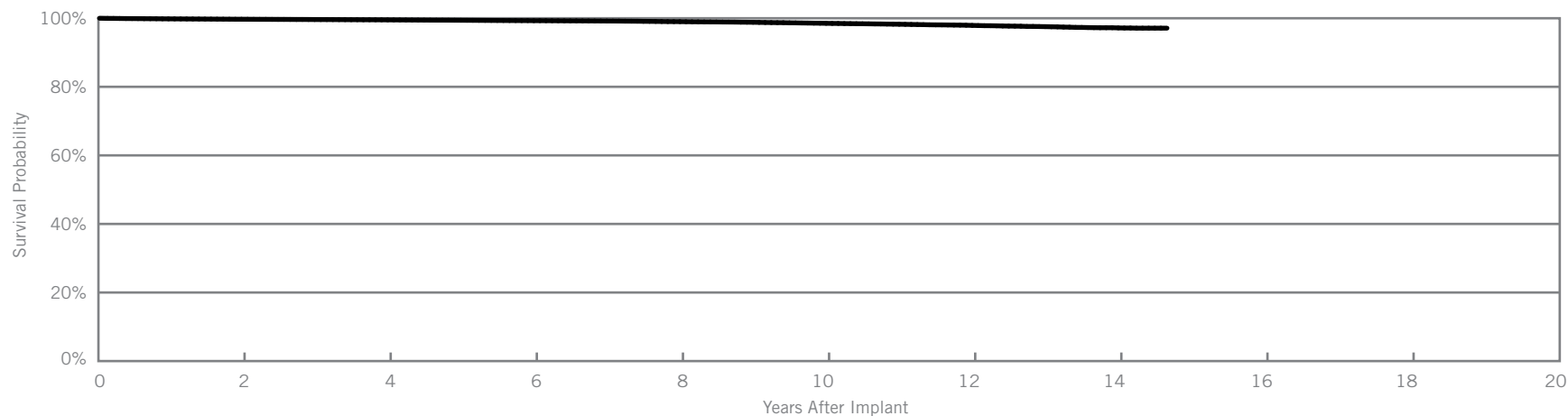
Customer Reported Performance Data

Tendril™ SDX

Models 1488T & 1488TC

US Regulatory Approval	March 2000
Registered US Implants	270,746
Estimated Active US Implants	76,033
Insulation	Silicone
Type and/or Fixation	Active
Polarity	Bipolar
Steroid	Yes
Number of US Advisories	None

Lead Malfunctions	Qty.	Rate
Conductor Fracture	153	0.06%
Insulation Breach	219	0.08%
Crimps, Welds & Bonds	5	<0.01%
Other	3	<0.01%
Extrinsic Factors	345	0.13%
Total	725	0.27%



Year	2	4	6	8	10	12	14	at 176 months		
Survival Probability	99.71%	99.52%	99.29%	99.01%	98.52%	97.91%	97.18%	97.11%		
± 1 standard error	0.01%	0.01%	0.02%	0.02%	0.03%	0.05%	0.09%	0.11%		
Sample Size	223,390	180,130	139,830	105,350	73,770	39,590	8,250	390		

Actively Monitored Study Data

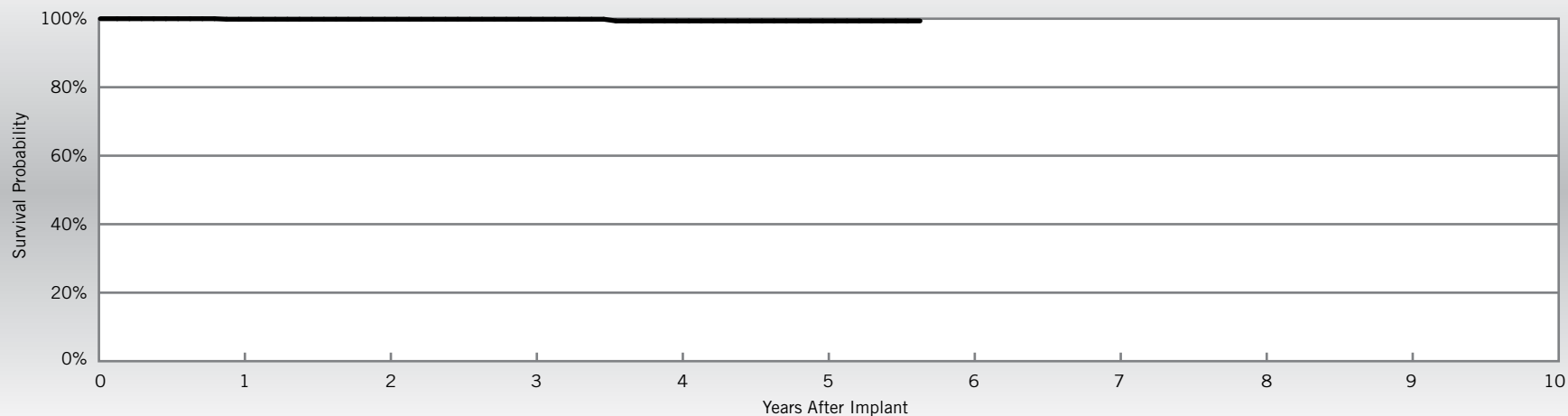
Tendril™ SDX

Models 1488T & 1488TC

US Regulatory Approval	March 2000
Number of Devices Enrolled in Study	800
Active Devices Enrolled in Study	112
Cumulative Months of Follow-up	24,374
Insulation	Silicone
Type and/or Fixation	Active
Polarity	Bipolar
Steroid	Yes

Qualifying Complications	Qty	Rate
Failure to Capture	1	0.13%
Insulation Breach	1	0.13%

Malfunctions	Qty	Rate
Conductor Fracture	0	0.00%
Insulation Breach	2	0.25%
Crimps, Welds & Bonds	0	0.00%
Other	0	0.00%
Extrinsic Factors	1	0.13%
Total	3	0.38%



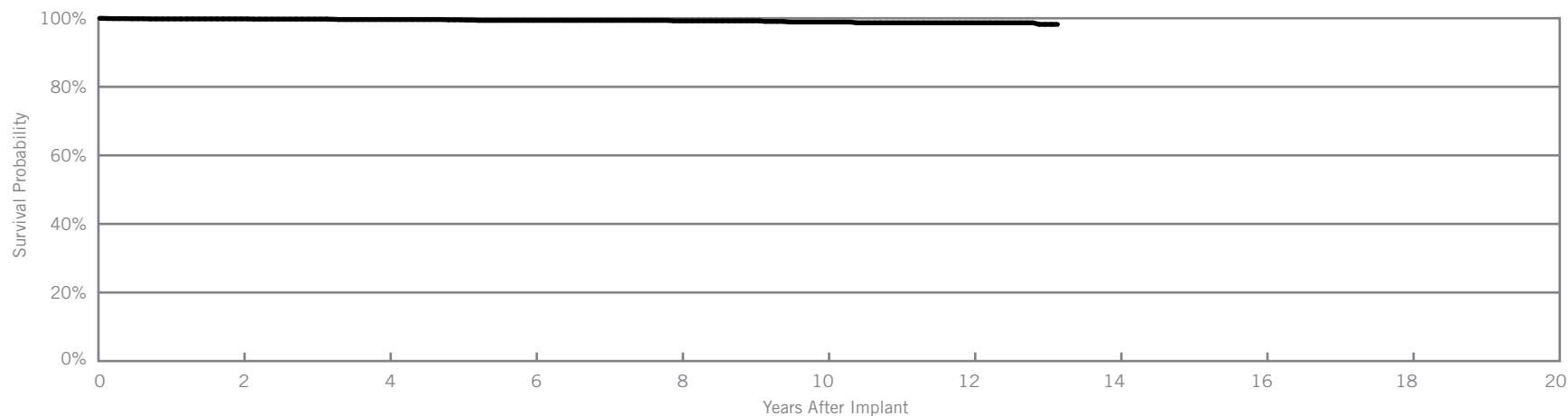
Year	1	2	3	4	5	at 68 months				
Survival Probability	99.85%	99.85%	99.85%	99.35%	99.35%	99.35%				
± 1 standard error	0.15%	0.15%	0.15%	0.52%	0.52%	0.52%				
Sample Size	730	570	400	210	90	50				

Customer Reported Performance Data

AV Plus™ DX

Model 1368

US Regulatory Approval	May 1999
Registered US Implants	2,790
Estimated Active US Implants	918
Insulation	Silicone
Type and/or Fixation	Passive
Atrial Polarity	Bipolar
Ventricular Polarity	Bipolar
Steroid	Yes
Number of US Advisories	None



Year	2	4	6	8	10	12	at 158 months			
Survival Probability	99.80%	99.62%	99.37%	99.24%	98.89%	98.67%	98.21%			
± 1 standard error	0.09%	0.14%	0.20%	0.24%	0.34%	0.41%	0.61%			
Sample Size	2,080	1,520	1,100	790	550	330	200			

Customer Reported Performance Data

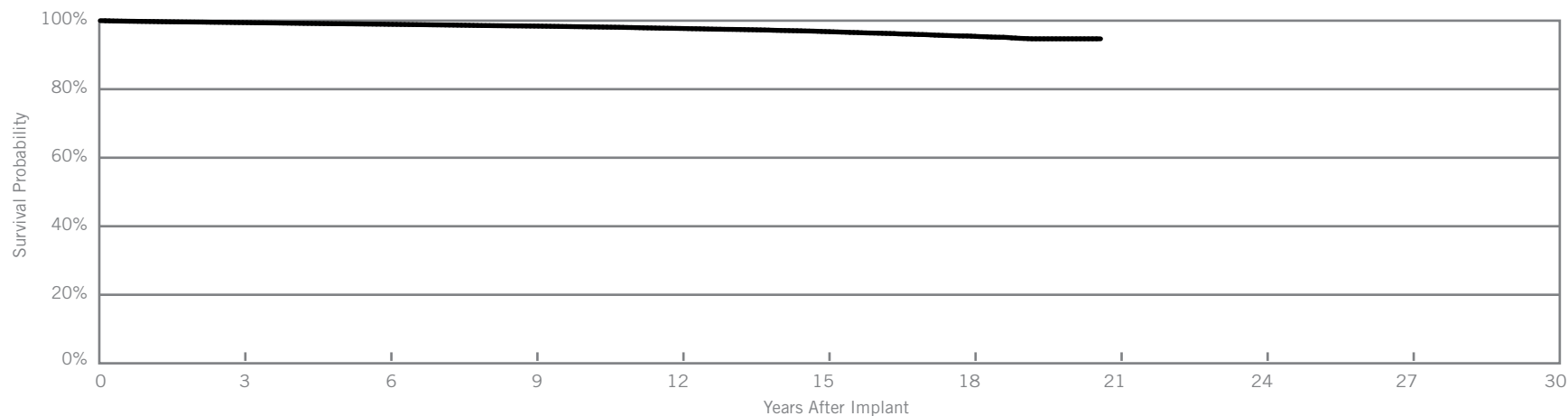
Tendril™

Tendril™ DX

Models 1148T & 1188T

Models 1388T & 1388TC

US Regulatory Approval	(1148) June 1993; (1188T) June 1994; (1388T) June 1997
Registered US Implants	322,672
Estimated Active US Implants	63,294
Insulation	Silicone
Type and/or Fixation	Active
Polarity	Bipolar
Steroid	(1148/1188) No; (1388) Yes
Number of US Advisories	None



Year	3	6	9	12	15	18	at 248 months			
Survival Probability	99.44%	98.94%	98.42%	97.73%	96.82%	95.48%	94.70%			
± 1 standard error	0.01%	0.02%	0.03%	0.04%	0.06%	0.13%	0.22%			
Sample Size	239,060	168,390	107,890	60,460	27,670	5,730	250			

Actively Monitored Study Data

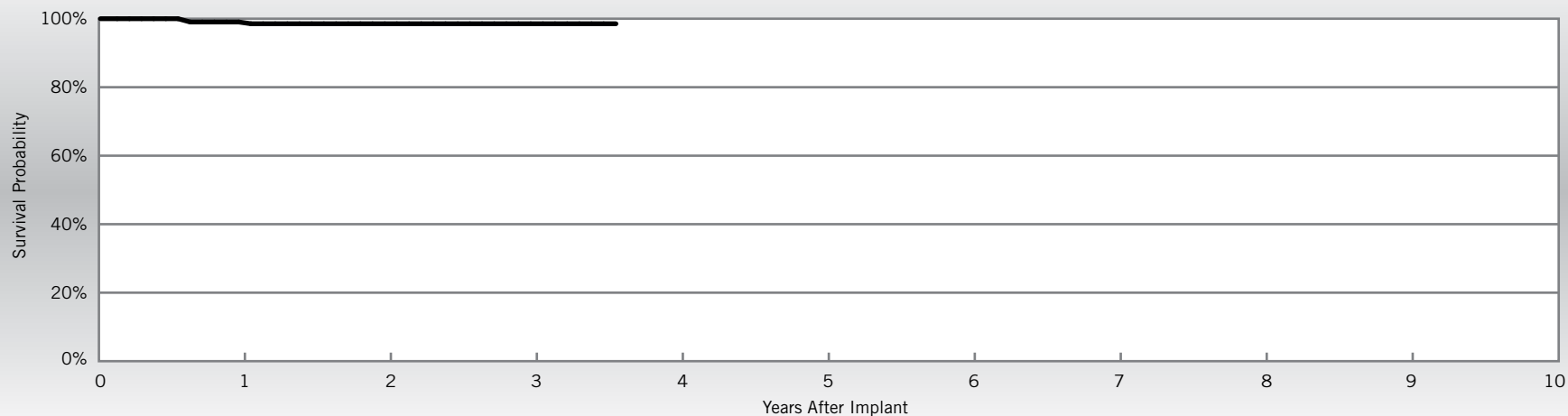
Tendril™ DX

Models 1388T & 1388TC

US Regulatory Approval	June 1997
Number of Devices Enrolled in Study	237
Active Devices Enrolled in Study	19
Cumulative Months of Follow-up	6,725
Insulation	Silicone
Type and/or Fixation	Active
Polarity	Bipolar
Steroid	Yes

Qualifying Complications	Qty	Rate
Failure to Capture	2	0.84%
Insulation Breach	1	0.42%

Malfunctions	Qty	Rate
Conductor Fracture	0	0.00%
Insulation Breach	1	0.42%
Crimps, Welds & Bonds	0	0.00%
Other	0	0.00%
Extrinsic Factors	1	0.42%
Total	2	0.84%



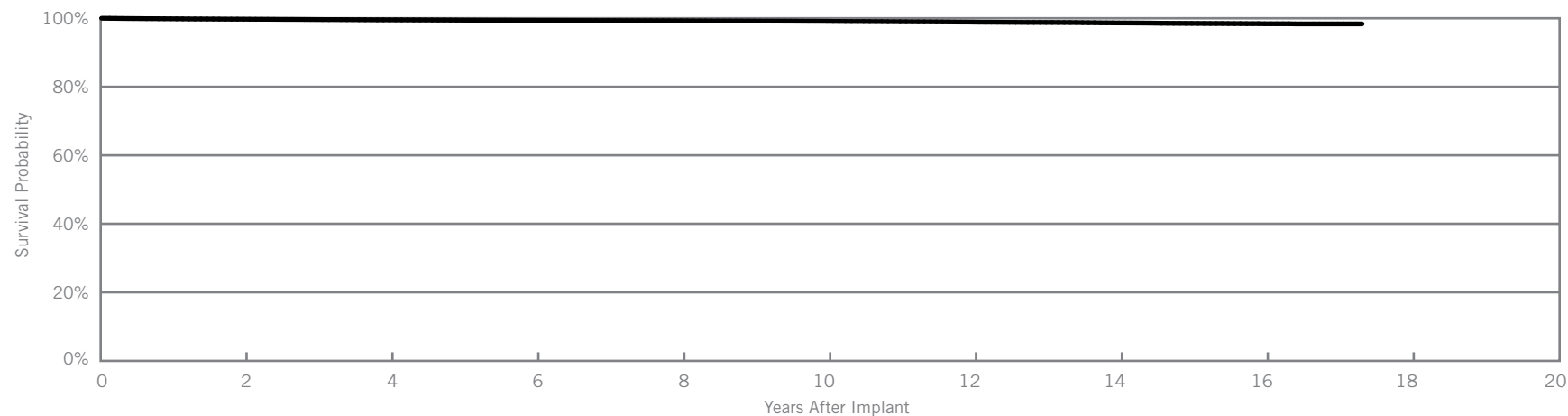
Year	1	2	3	at 43 months					
Survival Probability	99.04%	98.53%	98.53%	98.53%					
± 1 standard error	0.67%	0.84%	0.84%	0.84%					
Sample Size	220	170	110	50					

Customer Reported Performance Data

Passive Plus™ DX

Models 1336T,
1342T & 1346T

US Regulatory Approval	(1336T) August 1999; (1342T, 1346T) January 1998
Registered US Implants	198,453
Estimated Active US Implants	43,692
Insulation	Silicone
Type and/or Fixation	Passive
Polarity	Bipolar
Steroid	Yes
Number of US Advisories	None



Year	2	4	6	8	10	12	14	16	at 208 months
Survival Probability	99.73%	99.53%	99.38%	99.26%	99.11%	98.88%	98.64%	98.40%	98.36%
± 1 standard error	0.01%	0.02%	0.02%	0.02%	0.03%	0.04%	0.05%	0.07%	0.09%
Sample Size	161,290	128,880	100,780	76,990	56,890	39,010	20,520	6,610	210

SUMMARY INFORMATION

Pacing Leads

Survival Summary

Models	Family	Survival Probability									
		1 year	2 year	3 year	4 year	5 year	6 year	7 year	8 year	9 year	10 year
2088TC	Tendril™ STS	99.81%	99.67%	99.48%	99.19%	98.92%					
1999	OptiSense™ Optim™	99.71%	99.59%	99.43%	99.22%						
1944	IsoFlex™ Optim™	99.72%	99.58%	99.44%	99.33%	99.07%	98.86%				
1948	IsoFlex™ Optim™	99.83%	99.70%	99.50%	99.25%	98.90%	98.42%				
1699T/TC	OptiSense™	99.82%	99.72%	99.61%	99.55%	99.40%	99.22%	98.98%			
1888T/TC	Tendril™ ST Optim™	99.79%	99.65%	99.47%	99.26%	98.96%	98.63%	98.22%	97.94%		
1882T/TC	Tendril™ ST Optim™	99.74%	99.62%	99.50%	99.34%	99.08%	98.73%	98.32%			
1782T/TC	Tendril™	99.82%	99.71%	99.59%	99.44%	99.23%	99.03%	98.80%	98.55%		
1788T/TC	Tendril™	99.85%	99.77%	99.69%	99.58%	99.43%	99.23%	98.93%	98.61%		
1648T	IsoFlex™ P	99.77%	99.63%	99.38%	99.38%	99.07%	98.62%	98.29%	98.29%		
1642T	IsoFlex™ S	99.88%	99.83%	99.77%	99.70%	99.59%	99.47%	99.24%	99.02%	98.87%	98.64%
1646T	IsoFlex™ S	99.87%	99.81%	99.71%	99.61%	99.47%	99.33%	99.08%	98.86%	98.63%	98.40%
1688T/TC	Tendril™ SDX	99.85%	99.75%	99.64%	99.51%	99.36%	99.16%	98.91%	98.60%	98.31%	97.95%
1488T/TC	Tendril™ SDX	99.82%	99.71%	99.62%	99.52%	99.41%	99.29%	99.19%	99.01%	98.82%	98.52%
1368	AV Plus™ DX	99.80%	99.80%	99.75%	99.62%	99.54%	99.37%	99.37%	99.24%	99.24%	98.89%
1148T, 1188T, 1388T/TC	Tendril™ + DX	99.77%	99.60%	99.44%	99.26%	99.10%	98.94%	98.77%	98.57%	98.42%	98.22%
1336T, 1342T, 1346T	Passive Plus™ DX	99.84%	99.73%	99.63%	99.53%	99.45%	99.38%	99.32%	99.26%	99.19%	99.11%

Pacing Leads

Acute Observation Summary

Post Implant ≤30 Days

Models	US Regulatory Approval	Registered US Implants	Estimated Active US Implants	Cardiac Perforation		Conductor Fracture		Lead Dislodgement		Failure to Capture		Oversensing		Failure to Sense		Insulation Breach		Abnormal Pacing Impedance		Extracardiac Stimulation		Other		Total		Total Returned for Analysis
				Qty.	Rate	Qty.	Rate	Qty.	Rate	Qty.	Rate	Qty.	Rate	Qty.	Rate	Qty.	Rate	Qty.	Rate	Qty.	Rate	Qty.	Rate	Qty.	Rate	
2088TC	May-09	338,072	294,032	44	0.01%	4	<0.01%	266	0.08%	48	0.01%	16	<0.01%	13	<0.01%	7	<0.01%	13	<0.01%	0	0.00%	12	<0.01%	423	0.13%	214
1999	May-07	34,289	25,983	2	<0.01%	0	0.00%	34	0.10%	2	<0.01%	3	<0.01%	1	<0.01%	1	<0.01%	0	0.00%	0	0.00%	1	<0.01%	44	0.13%	27
1944	Mar-08	12,511	8,837	0	0.00%	0	0.00%	37	0.30%	5	0.04%	0	0.00%	2	0.02%	0	0.00%	0	0.00%	2	0.02%	0	0.00%	46	0.37%	29
1948	Mar-08	46,479	36,523	2	<0.01%	0	0.00%	24	0.05%	17	0.04%	1	<0.01%	1	<0.01%	4	<0.01%	0	0.00%	0	0.00%	2	<0.01%	51	0.11%	28
1699T/TC	May-07	22,862	14,485	1	<0.01%	0	0.00%	4	0.02%	3	0.01%	2	<0.01%	8	0.03%	0	0.00%	0	0.00%	0	0.00%	2	<0.01%	20	0.09%	16
1888T/TC	Jun-06	289,510	182,342	38	0.01%	7	<0.01%	137	0.05%	73	0.03%	15	<0.01%	11	<0.01%	7	<0.01%	7	<0.01%	4	<0.01%	23	<0.01%	322	0.11%	166
1882T/TC	Jun-06	39,096	26,160	2	<0.01%	0	0.00%	29	0.07%	7	0.02%	4	0.01%	3	<0.01%	0	0.00%	0	0.00%	0	0.00%	5	0.01%	50	0.13%	21
1782T/TC	Feb-06	16,389	8,760	6	0.04%	0	0.00%	13	0.08%	5	0.03%	0	0.00%	0	0.00%	0	0.00%	2	0.01%	1	<0.01%	2	0.01%	29	0.18%	16
1788T/TC	Feb-06	65,151	31,781	12	0.02%	1	<0.01%	31	0.05%	30	0.05%	2	<0.01%	2	<0.01%	1	<0.01%	9	0.01%	2	<0.01%	20	0.03%	110	0.17%	45
1648T	Apr-05	2,833	1,284	0	0.00%	0	0.00%	2	0.07%	2	0.07%	0	0.00%	1	0.04%	0	0.00%	0	0.00%	1	0.04%	0	0.00%	6	0.21%	1
1642T	May-02	27,080	12,216	0	0.00%	0	0.00%	49	0.18%	6	0.02%	0	0.00%	3	0.01%	0	0.00%	3	0.01%	1	<0.01%	0	0.00%	62	0.23%	39
1646T	May-02	90,251	39,273	4	<0.01%	2	<0.01%	37	0.04%	33	0.04%	0	0.00%	2	<0.01%	2	<0.01%	6	<0.01%	0	0.00%	2	<0.01%	88	0.10%	38
1688T/TC	Jun-03	451,771	247,490	63	0.01%	4	<0.01%	256	0.06%	159	0.04%	14	<0.01%	27	<0.01%	10	<0.01%	28	<0.01%	4	<0.01%	33	<0.01%	598	0.13%	275

Chronic Complication Summary

>30 Days

Models	US Regulatory Approval	Registered US Implants	Estimated Active US Implants	Cardiac Perforation		Conductor Fracture		Lead Dislodgement		Failure to Capture		Oversensing		Failure to Sense		Insulation Breach		Abnormal Pacing Impedance		Extracardiac Stimulation		Other		Total		Total Returned for Analysis
				Qty.	Rate	Qty.	Rate	Qty.	Rate	Qty.	Rate	Qty.	Rate	Qty.	Rate	Qty.	Rate	Qty.	Rate	Qty.	Rate	Qty.	Rate	Qty.	Rate	
2088TC	May-09	338,072	294,032	22	<0.01%	69	0.02%	332	0.10%	235	0.07%	526	0.16%	43	0.01%	97	0.03%	49	0.01%	9	<0.01%	48	0.01%	1430	0.42%	606
1999	May-07	34,289	25,983	0	0.00%	0	0.00%	82	0.24%	24	0.07%	35	0.10%	7	0.02%	16	0.05%	3	<0.01%	0	0.00%	7	0.02%	174	0.51%	84
1944	Mar-08	12,511	8,837	0	0.00%	2	0.02%	26	0.21%	14	0.11%	18	0.14%	4	0.03%	2	0.02%	1	<0.01%	1	<0.01%	2	0.02%	70	0.56%	17
1948	Mar-08	46,479	36,523	6	0.01%	24	0.05%	32	0.07%	57	0.12%	69	0.15%	0	0.00%	15	0.03%	14	0.03%	2	<0.01%	3	<0.01%	222	0.48%	52
1699T/TC	May-07	22,862	14,485	0	0.00%	11	0.05%	35	0.15%	23	0.10%	43	0.19%	14	0.06%	3	0.01%	14	0.06%	3	0.01%	2	<0.01%	148	0.65%	52
1888T/TC	Jun-06	289,510	182,342	35	0.01%	111	0.04%	390	0.13%	426	0.15%	777	0.27%	70	0.02%	161	0.06%	129	0.04%	25	<0.01%	61	0.02%	2185	0.75%	807
1882T/TC	Jun-06	39,096	26,160	3	<0.01%	3	<0.01%	75	0.19%	36	0.09%	62	0.16%	9	0.02%	22	0.06%	6	0.02%	0	0.00%	15	0.04%	231	0.59%	101
1782T/TC	Feb-06	16,389	8,760	0	0.00%	1	<0.01%	39	0.24%	32	0.20%	29	0.18%	5	0.03%	1	<0.01%	8	0.05%	1	<0.01%	2	0.01%	118	0.72%	50
1788T/TC	Feb-06	65,151	31,781	7	0.01%	16	0.02%	65	0.10%	108	0.17%	112	0.17%	18	0.03%	25	0.04%	31	0.05%	6	<0.01%	21	0.03%	409	0.63%	130
1648T	Apr-05	2,833	1,284	0	0.00%	3	0.11%	2	0.07%	7	0.25%	1	0.04%	1	0.04%	5	0.18%	3	0.11%	0	0.00%	3	0.11%	25	0.88%	5
1642T	May-02	27,080	12,216	0	0.00%	6	0.02%	34	0.13%	44	0.16%	22	0.08%	15	0.06%	5	0.02%	6	0.02%	2	<0.01%	2	<0.01%	136	0.50%	22
1646T	May-02	90,251	39,273	2	<0.01%	72	0.08%	34	0.04%	208	0.23%	74	0.08%	10	0.01%	35	0.04%	82	0.09%	3	<0.01%	16	0.02%	536	0.59%	82
1688T/TC	Jun-03	451,771	247,490	28	<0.01%	315	0.07%	413	0.09%	886	0.20%	860	0.19%	92	0.02%	163	0.04%	416	0.09%	30	<0.01%	112	0.02%	3315	0.73%	983

Definitions of observations and complications can be found on [pages 9-10](#).

U.S. Malfunction Summary

Models	Registered US Implants	Percent Returned for Analysis	Conductor Fracture		Insulation Breach		Crimps, Welds & Bonds		Other		Extrinsic Factors		Total	
			Qty.	Rate	Qty.	Rate	Qty.	Rate	Qty.	Rate	Qty.	Rate	Qty.	Rate
2088TC	338,072	2.1%	22	<0.01%	221	0.07%	0	0.00%	21	<0.01%	495	0.15%	759	0.22%
1999	34,289	2.3%	3	<0.01%	8	0.02%	0	0.00%	4	0.01%	82	0.24%	97	0.28%
1944	12,511	3.2%	0	0.00%	5	0.04%	0	0.00%	1	<0.01%	15	0.12%	21	0.17%
1948	46,479	2.0%	5	0.01%	32	0.07%	0	0.00%	1	<0.01%	40	0.09%	78	0.17%
1699T/TC	22,862	3.6%	12	0.05%	17	0.07%	0	0.00%	0	0.00%	45	0.20%	74	0.32%
1888T/TC	289,510	2.8%	27	<0.01%	454	0.16%	1	<0.01%	11	<0.01%	609	0.21%	1102	0.38%
1882T/TC	39,096	2.5%	2	<0.01%	31	0.08%	0	0.00%	3	<0.01%	88	0.23%	124	0.32%
1782T/TC	16,389	3.8%	1	<0.01%	15	0.09%	0	0.00%	0	0.00%	46	0.28%	62	0.38%
1788T/TC	65,151	4.0%	8	0.01%	70	0.11%	1	<0.01%	1	<0.01%	96	0.15%	176	0.27%
1648T	2,833	3.7%	0	0.00%	10	0.35%	0	0.00%	2	0.07%	4	0.14%	16	0.56%
1642T	27,080	3.3%	0	0.00%	16	0.06%	1	<0.01%	2	<0.01%	17	0.06%	36	0.13%
1646T	90,251	3.3%	20	0.02%	35	0.04%	0	0.00%	6	<0.01%	61	0.07%	122	0.14%
1688T/TC	451,771	3.5%	179	0.04%	536	0.12%	2	<0.01%	12	<0.01%	604	0.13%	1333	0.30%
1488T/TC	270,746	3.8%	153	0.06%	219	0.08%	5	<0.01%	3	<0.01%	345	0.13%	725	0.27%

Worldwide Malfunction Summary (Tendril™ 2088 & 1888)

Models	Worldwide Sales	Percent Returned for Analysis	Conductor Fracture		Insulation Breach		Crimps, Welds & Bonds		Other		Extrinsic Factors		Total	
			Qty.	Rate	Qty.	Rate	Qty.	Rate	Qty.	Rate	Qty.	Rate	Qty.	Rate
2088TC	705,153	1.2%	23	<0.01%	231	0.03%	2	<0.01%	190	0.03%	591	0.08%	1037	0.15%
1888T/TC	959,009	1.1%	43	<0.01%	506	0.05%	1	<0.01%	151	0.02%	979	0.10%	1680	0.18%

Actively Monitored Study Data Summary

Qualifying Complications

Models	Number of Devices Enrolled	Active Devices Enrolled	Cumulative Months of Follow-Up	Abnormal Pacing Impedance		Cardiac Perforation		Conductor Fracture		Extracardiac Stimulation		Failure to Capture		Failure to Sense		Insulation Breach		Lead Dislodgement		Oversensing		Pericardial Effusion		Skin Erosion		Total	
				Qty.	Rate	Qty.	Rate	Qty.	Rate	Qty.	Rate	Qty.	Rate	Qty.	Rate	Qty.	Rate	Qty.	Rate	Qty.	Rate	Qty.	Rate	Qty.	Rate	Qty.	Rate
2088	3,778	2,588	123,080	1	0.03%	1	0.03%	1	0.03%	0	0.00%	3	0.08%	1	0.03%	4	0.11%	15	0.40%	6	0.16%	1	0.03%	0	0.00%	33	0.87%
1999	847	556	25,534	1	0.12%	0	0.00%	0	0.00%	0	0.00%	0	0.00%	1	0.12%	1	0.12%	9	1.06%	1	0.12%	0	0.00%	0	0.00%	13	1.53%
1944	104	58	4,734	0	0.00%	0	0.00%	0	0.00%	0	0.00%	0	0.00%	0	0.00%	0	0.00%	1	0.96%	0	0.00%	0	0.00%	0	0.00%	1	0.96%
1948	765	269	27,214	0	0.00%	0	0.00%	0	0.00%	0	0.00%	1	0.13%	0	0.00%	1	0.13%	2	0.26%	0	0.00%	0	0.00%	0	0.00%	4	0.52%
1699T/TC	1,451	475	58,970	1	0.07%	0	0.00%	1	0.07%	0	0.00%	2	0.14%	0	0.00%	1	0.07%	8	0.55%	1	0.07%	0	0.00%	0	0.00%	14	0.96%
1888T/TC	14,428	5,845	664,015	7	0.05%	2	0.01%	4	0.03%	3	0.02%	19	0.13%	4	0.03%	23	0.16%	55	0.38%	13	0.09%	0	0.00%	1	<0.01%	131	0.91%
1882T/TC	684	331	30,311	0	0.00%	0	0.00%	0	0.00%	1	0.15%	1	0.15%	0	0.00%	0	0.00%	2	0.29%	1	0.15%	0	0.00%	1	0.15%	6	0.88%
1782T/TC	166	29	5,493	0	0.00%	0	0.00%	0	0.00%	0	0.00%	0	0.00%	0	0.00%	0	0.00%	0	0.00%	0	0.00%	0	0.00%	0	0.00%	0	0.00%
1788T/TC	360	76	10,685	0	0.00%	0	0.00%	0	0.00%	1	0.28%	0	0.00%	0	0.00%	0	0.00%	3	0.83%	0	0.00%	0	0.00%	0	0.00%	4	1.11%
1646T	639	2	15,639	0	0.00%	0	0.00%	0	0.00%	0	0.00%	2	0.31%	0	0.00%	0	0.00%	1	0.16%	0	0.00%	0	0.00%	0	0.00%	3	0.47%
1688T/TC	2,630	588	76,461	3	0.11%	0	0.00%	2	0.08%	0	0.00%	3	0.11%	0	0.00%	3	0.11%	4	0.15%	2	0.08%	1	0.04%	0	0.00%	18	0.68%
1488T/TC	800	112	24,374	0	0.00%	0	0.00%	0	0.00%	0	0.00%	1	0.13%	0	0.00%	1	0.13%	0	0.00%	0	0.00%	0	0.00%	0	0.00%	2	0.25%
1388T/TC	237	19	6,725	0	0.00%	0	0.00%	0	0.00%	0	0.00%	2	0.84%	0	0.00%	1	0.42%	0	0.00%	0	0.00%	0	0.00%	0	0.00%	3	1.27%

Malfunction Summary

Models	Number of Devices Enrolled	Percent Returned for Analysis	Conductor Fracture		Insulation Breach		Crimps, Welds & Bonds		Other		Extrinsic Factors		Total	
			Qty.	Rate	Qty.	Rate	Qty.	Rate	Qty.	Rate	Qty.	Rate	Qty.	Rate
2088	3,778	2.0%	0	0.00%	7	0.19%	0	0.00%	0	0.00%	6	0.16%	13	0.34%
1999	847	2.8%	0	0.00%	2	0.24%	0	0.00%	0	0.00%	7	0.83%	9	1.06%
1944	104	1.9%	0	0.00%	0	0.00%	0	0.00%	0	0.00%	0	0.00%	0	0.00%
1948	765	2.6%	0	0.00%	3	0.39%	0	0.00%	0	0.00%	1	0.13%	4	0.52%
1699T/TC	1,451	2.1%	0	0.00%	0	0.00%	0	0.00%	0	0.00%	5	0.34%	5	0.34%
1888T/TC	14,428	2.1%	2	0.01%	17	0.12%	0	0.00%	0	0.00%	29	0.20%	48	0.33%
1882T/TC	684	2.3%	0	0.00%	2	0.29%	0	0.00%	0	0.00%	0	0.00%	2	0.29%
1782T/TC	166	2.4%	0	0.00%	1	0.60%	0	0.00%	0	0.00%	0	0.00%	1	0.60%
1788T/TC	360	1.7%	0	0.00%	0	0.00%	0	0.00%	0	0.00%	0	0.00%	0	0.00%
1646T	639	0.5%	0	0.00%	0	0.00%	0	0.00%	0	0.00%	0	0.00%	0	0.00%
1688T/TC	2,630	2.8%	1	0.04%	4	0.15%	0	0.00%	0	0.00%	5	0.19%	10	0.38%
1488T/TC	800	2.4%	0	0.00%	2	0.25%	0	0.00%	0	0.00%	1	0.13%	3	0.38%
1388T/TC	237	1.7%	0	0.00%	1	0.42%	0	0.00%	0	0.00%	1	0.42%	2	0.84%

A list of complications can be found on [page 15](#).

Definitions of malfunction categories can be found on [pages 10-12](#).

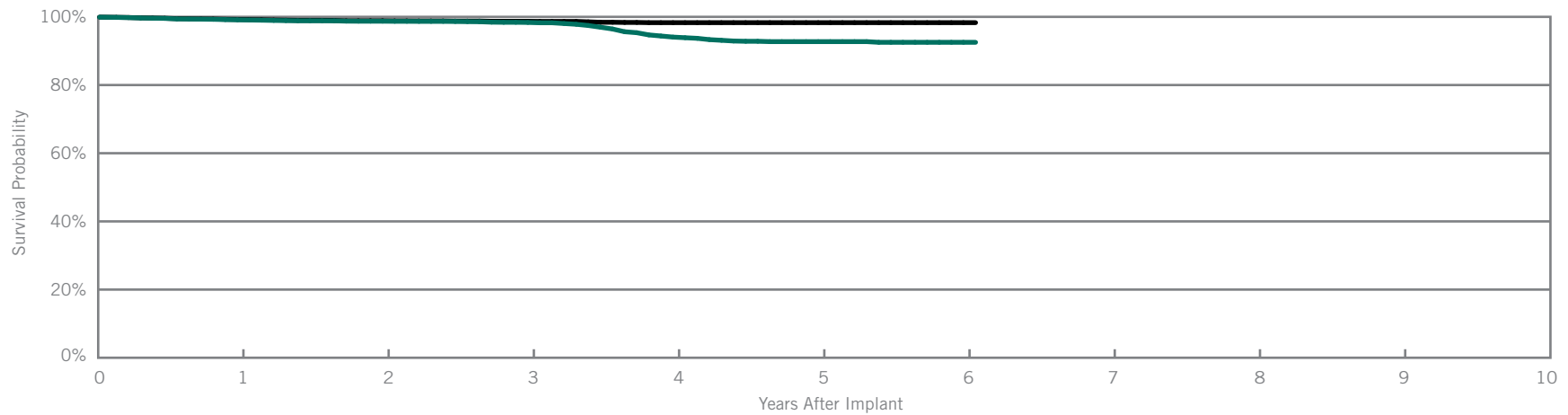
Customer Reported Performance Data

SJM Confirm™

Model DM2100

US Regulatory Approval	August 2008
Registered US Implants	18,295
Estimated Active US Implants	9,917
Estimated Longevity	3 Years*
Normal Battery Depletion	86
Number of US Advisories (see pg. 306)	One

	Malfunctions	
	Qty	Rate
Electrical Component	12	0.07%
Electrical Interconnect	1	<0.01%
Battery	14	0.08%
Software/Firmware	8	0.04%
Mechanical	0	0.00%
Possible Early Battery Depletion	4	0.02%
Other	33	0.18%
Total	72	0.39%



Including Normal Battery Depletion

Year	1	2	3	4	5	6	at 73 months			
Survival Probability	99.13%	98.72%	98.36%	94.06%	92.73%	92.53%	92.53%			
± 1 standard error	0.07%	0.10%	0.12%	0.34%	0.42%	0.44%	0.44%			
Sample Size	15,080	9,820	6,390	3,920	2,100	820	260			

Excluding Normal Battery Depletion

Year	1	2	3	4	5	6	at 73 months			
Survival Probability	99.24%	98.87%	98.70%	98.30%	98.30%	98.30%	98.30%			
± 1 standard error	0.07%	0.09%	0.11%	0.15%	0.15%	0.15%	0.15%			

*After 12 month shelf-life.

Implantable Cardiac Monitors (ICMs)

Survival Summary

Including Normal Battery Depletion

Models	Family	Survival Probability									
		1 year	2 year	3 year	4 year	5 year	6 year	7 year	8 year	9 year	10 year
DM2100	SJM Confirm™	99.13%	98.72%	98.36%	94.06%	92.73%	92.53%				

Excluding Normal Battery Depletion

Models	Family	Survival Probability									
		1 year	2 year	3 year	4 year	5 year	6 year	7 year	8 year	9 year	10 year
DM2100	SJM Confirm™	99.24%	98.87%	98.70%	98.30%	98.30%	98.30%				

U.S. Malfunction Summary

Models	Family	Registered US Implants	Percent Returned for Analysis	Malfunctions															
				Electrical Component		Electrical Interconnect		Battery		Software/Firmware		Mechanical		Possible Early Battery Depletion		Other		Total	
				Qty.	Rate	Qty.	Rate	Qty.	Rate	Qty.	Rate	Qty.	Rate	Qty.	Rate	Qty.	Rate	Qty.	Rate
DM2100	SJM Confirm™	18,295	11.9%	12	0.07%	1	<0.01%	14	0.08%	8	0.04%	0	0.00%	4	0.02%	33	0.18%	72	0.39%

Definitions of malfunction categories can be found on [pages 7-8](#).

FOCUS ON CLINICAL PERFORMANCE

Update on Riata™ Lead Performance

Registry and Post-Market Studies

Prospective, monitored registries continue to provide the best data to support clinical decision making. St. Jude Medical initiated the Riata Lead Evaluation Study (RLES), which began in December 2011 and has enrolled 782 patients with Riata leads at sites in U.S., Canada and Japan. Phase I of the study involved enrollment, collection of patient information, thorough (3 angle) cinefluoroscopic imaging, and adjudication of cinefluoroscopic data by experienced, independent electrophysiologists for the presence of externalized conductors. U.S., Canadian, and Japanese data from Phase I were first reported by St. Jude Medical in the November 2012 Product Performance Report 2nd Edition. RLES data was subsequently presented at the 2013 and 2014 Heart Rhythm Society Scientific Sessions and detailed in a peer-reviewed manuscript.^{1,2,3}

In 2013, St. Jude Medical expanded the RLES to include Durata™ and Quicksite™/Quickflex™ leads and to increase the quantity of Riata™ and Riata™ ST leads. The expanded study, known as the “St. Jude Medical Cardiac Lead Assessment Study” (CLAS), began enrollment in February 2013 to ensure at least 500 leads in each of the following lead families: Riata, Riata ST, Durata and Quicksite/Quickflex. Under the new CLAS protocol, patients will be followed every six months for three years and cinefluoroscopy will be done at the enrollment, 1-year, 2-year and 3-year follow-up visits. The main objective of the study is to determine the prevalence and incidence of lead compromise evidenced by imaging (includes externalized conductors and other visual lead anomalies) and electrical dysfunction in Riata, Riata ST, Quicksite/Quickflex and Durata leads. All images were adjudicated by an independent panel of experienced electrophysiologists for determining the presence of externalized conductors. Additionally, upon occurrence of a lead revision during follow-up, another physician panel determined whether electrical dysfunction had occurred based upon predefined criteria. Enrollment is ongoing in CLAS. The following summaries for Riata/Riata ST and QuickSite/QuickFlex leads represent all data collected as of February 28, 2015. The Durata leads CLAS summary is available on page 288.

¹ David Hayes, Roger Freedman, Mark Niebauer, Vance Plumb, Jay Dinerman, Scott Beau, Anne Curtis, *Incidence of New Externalized Conductors and Electrical Dysfunction in Riata and Riata ST Silicone ICD Leads: 1 year Results from a Prospective, Multicenter Study*, Heart Rhythm Society's Annual Scientific Sessions, San Francisco, CA, May 8, 2014.

² David Hayes, Roger Freedman, Anne Curtis, Mark Niebauer, G. Neal Kay, Jay Dinerman, Scott Beau, Wilson Wong, *Prevalence of Externalized Conductors in Riata and Riata ST Silicone ICD Leads: Results from a Prospective, Multicenter Study*, Heart Rhythm Society's Annual Scientific Sessions, Denver, CO, May 9, 2013.

³ David Hayes, Roger Freedman, Anne B. Curtis, Mark Niebauer, G. Neal Kay, Jay Dinerman, Scott Beau, *Prevalence of Externalized Conductors in Riata and Riata ST Silicone Leads: Results from the Prospective, Multicenter, Riata Lead Evaluation Study*, *Heart Rhythm*, Vol. 10, Issue 12, Pages 1778-1782, December 2013.

FOCUS ON CLINICAL PERFORMANCE

Riata™/Riata™ ST CLAS Summary (as of February 28, 2015): A total of 776 patients with Riata/Riata ST silicone leads across 23 centers (8F/7F= 66.6%/33.4%) were analyzed at enrollment. The prevalence of externalized conductors (EC) at enrollment was significantly lower in 7F Riata ST leads compared to 8F Riata leads (9.3% vs. 24.0%, $p < 0.0001$). A total of 539 patients (69%) completed at least 1 year of follow-up with fluoroscopic evaluation. The incidence of new EC during the first year of follow-up in the study was 1.7% in 7F leads and 4.3% in 8F leads ($p = 0.13$). A total of 380 patients (49%) completed at least 2 years of follow-up with fluoroscopic evaluation. The incidence of new EC during the second year of follow-up in the study was 1.5% in 7F leads and 7.7% in 8F leads ($p = 0.02$). The time from implant for 8F Riata leads was 9.1 ± 1.6 years (mean \pm stdev; median = 9.2 years; IQR = 7.9 to 10.2 years). The time from implant for 7F Riata ST leads was 7.4 ± 1.1 years (mean \pm stdev; median = 7.5 years; IQR = 6.6 to 8.4 years). During a mean follow-up period of 25.6 ± 11.6 months (mean \pm stdev), a total of 25 leads (9 with EC, 16 without EC) were identified as having electrical dysfunction. There was no significant difference in the proportion of electrical failures in leads with and without EC (5.0% vs. 2.7%, $p = 0.15$). Fluoroscopy data for 18 additional leads are pending adjudication and enrollment of Riata/Riata ST leads is on-going in the Cardiac Lead Assessment Study.

QuickSite™/QuickFlex™ CLAS Summary (as of February 28, 2015): A total of 554 patients implanted with QuickSite/QuickFlex Left Ventricular CRT leads at 38 centers underwent fluoroscopic evaluation. These include 88 leads implanted in 2006, 102 leads in 2007, 126 leads in 2008, 154 leads in 2009, and 84 leads in 2010, with an implant duration of 4.9 ± 1.3 years (mean \pm stdev; median = 4.9 years; IQR = 3.9 to 5.8 years) at enrollment. The prevalence of externalized conductors at enrollment was 1.3%. A total of 289 patients (52%) completed at least 1 year of follow-up with fluoroscopic evaluation. The incidence of new EC at 1 year of follow-up was 4.2%. A total of 84 patients (15%) completed at least 2 years of follow-up with fluoroscopic evaluation. The incidence of new EC at 2 years of follow-up was 1.25%. The mean follow-up was 17.3 ± 9.6 months (mean \pm stdev), during which there have been no cases of electrical dysfunction. Fluoroscopy data for 27 additional leads are pending adjudication and enrollment of QuickSite/QuickFlex leads is on-going in the Cardiac Lead Assessment Study.

Customer Reported Performance Data

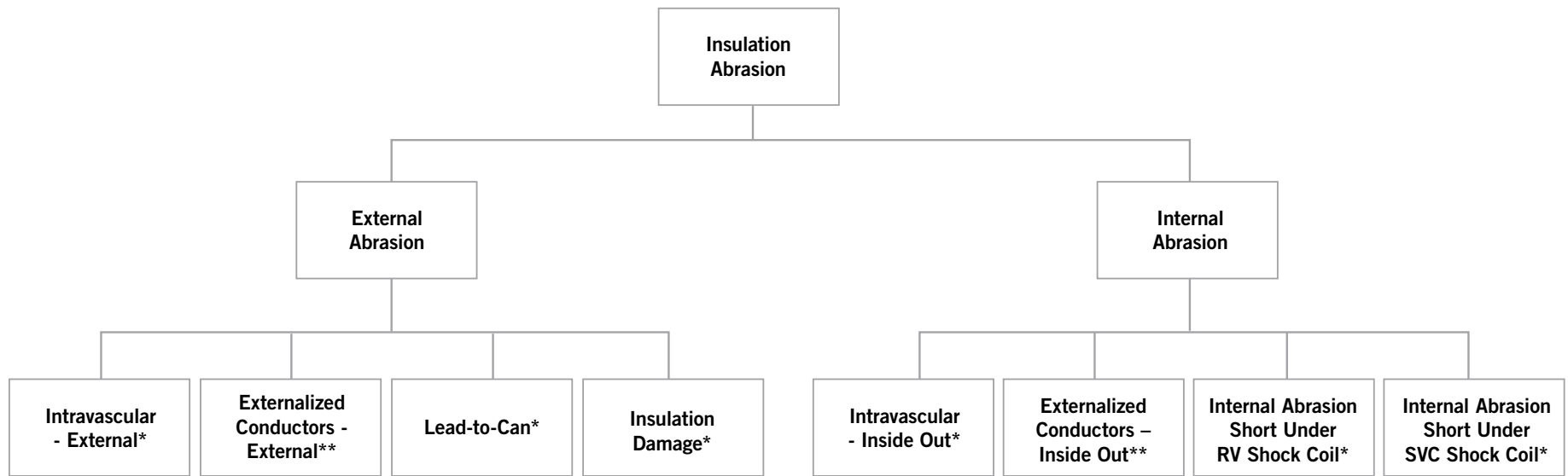
St. Jude Medical understands that the passive system of complaint reporting and returned product analysis results in under-reporting and hence underestimates the true failure rate associated with any given failure mechanism. This is especially true for externalized conductors since most manifest as visual anomalies only with normal electrical performance. While acknowledging these limitations, St. Jude Medical provides externalized conductor rates from the passive data system to maintain continuity with previously published data and to provide full disclosure of the data available to St. Jude Medical. As of February 28, 2015, there were 4,542 cases of externalized conductors reported to St. Jude Medical worldwide on Riata™ (8F) and Riata™ ST (7F) silicone defibrillation leads, equating to a 2.48% (3862/156,000) incidence rate for Riata (8F) and 0.96% (680/70,600) for Riata ST (7F) leads. Of these 4,542 leads, 3,422 were not returned and 1,120 were returned for analysis.

FOCUS ON CLINICAL PERFORMANCE

As with any lead, there are failure mechanisms other than externalized conductors which result from insulation abrasion. Historically, the rate of all-cause insulation abrasion failures has been reported in the range of 3 to 10% (Kleemann et al., Annual Rate of Transvenous Defibrillation Lead Defects in Implantable Cardioverter Defibrillators over a Period > 10 years, Circulation 2007; 115:2474-2480). The most common form of insulation abrasion has been lead-to-can abrasion occurring in the pocket area. Externalization of conductors is another manifestation of insulation abrasion. It is most commonly caused by a mechanism referred to as inside-out abrasion, where the conductor cables become visible outside the insulation body. Approximately 86% of confirmed externalized conductors from product returns analysis are caused by inside-out abrasion, while 14% result from external sources of abrasion.

A flow diagram depicting specific insulation abrasion failure mechanisms for Riata™ and Riata™ ST silicone leads is shown in the following figure.

Flow Diagram of Insulation Abrasion Types and Failure Mechanisms



*Determined by returned product analysis.

**Includes cases determined by returned product analysis as well as cases identified only by fluoroscopy or visualization of explanted leads.

FOCUS ON CLINICAL PERFORMANCE

Definitions of the failure mechanisms are provided below:

- **External Abrasion:** Abrasion resulting from direct contact with an implanted device (e.g., pulse generator can, another lead), calcified anatomy, or anatomical structure that results in an outer insulation breach.
- **Internal Abrasion:** “Inside-out” abrasion between a lead conductor and the outer insulation that results in an insulation breach.
- **Intravascular Abrasion - External:** Direct contact with a foreign body (e.g., another lead), calcified anatomy, or cardiac structure within the vascular system or the heart that results in an outer insulation breach. The nature of the breach does not result in the conductors becoming visible outside the lead body. Determined by returned product analysis.
- **Externalized Conductors – External Source of Abrasion:** Direct contact with a foreign body (e.g., another lead), calcified anatomy, or cardiac structure within the vascular system or the heart that results in an outer insulation breach and the normally contained conductors becoming visible outside the lead body. Includes cases determined by returned product analysis as well as cases identified only by fluoroscopy or visualization of explanted leads. For those cases not returned, the assignment of an external source of abrasion is based on the fraction of externalized conductor cases identified by returned product analysis as external.
- **Lead-to-Can Abrasion:** Direct contact between the lead and the can (i.e. pacemaker, ICD, or CRT-D) that results in an outer insulation breach. Determined by returned product analysis.
- **Insulation Damage:** Insulation breaches that result from external mechanisms, including clavicular crush and outside-in abrasion by lead conductors. Determined by returned product analysis.
- **Intravascular Abrasion – Inside Out:** “Inside-out” abrasion between a lead conductor and the outer insulation within the vascular system or the heart that results in an outer insulation breach. The nature of the breach does not result in the conductors becoming visible outside the lead body. Determined by returned product analysis.
- **Externalized Conductors – Inside-Out:** Outward abrasion of conductors that results in an outer insulation breach within the vascular system or heart and the normally contained conductors becoming visible outside the lead body. Includes cases determined by returned product analysis as well as cases identified only by fluoroscopy or visualization of explanted leads. For those cases not returned, the assignment of an inside-out source of abrasion is based on the fraction of externalized conductor cases identified by returned product analysis as inside-out.

FOCUS ON CLINICAL PERFORMANCE

- **Internal Abrasion Short under RV Shock Coil:** Outward abrasion of the conductor cables under the RV shock coil that results in breaches of the outermost silicone insulation and the ETFE cable insulator, allowing the exposed metal surface of the conductor cables to make direct contact with, and potentially short against, the overlying RV shock coil. Determined by returned product analysis.
- **Internal Abrasion Short under SVC Shock Coil:** Outward abrasion of the conductor cables under the SVC shock coil that results in breaches of the outermost silicone insulation and the ETFE cable insulator, allowing the exposed metal surface of the conductor cables to make direct contact with, and potentially short against, the overlying SVC shock coil. Determined by returned product analysis.

The table below summarizes the incidence of insulation abrasion failure mechanisms confirmed by returns analysis of Riata™ and Riata™ ST leads. Approximately 12,000 Riata and Riata ST leads have been returned for analysis worldwide through February 28, 2015. Returned leads may exhibit more than one failure mechanism; hence the incidence rates presented in the table are not mutually exclusive. Note that the rates for externalized conductors also include visual-only observations that have been reported for leads remaining implanted.

Riata™ (8F) and Riata™ ST (7F) Insulation Abrasion Failure Mechanisms from Complaints and Returns

Insulation Failure Mechanism	Abrasion Type	Riata (8F) Worldwide (WW) Incidence Rate (WW Sales = 156,100)	Riata ST (7F) Worldwide (WW) Incidence Rate (WW Sales = 70,600)
Intravascular – External*	External Abrasion	0.41%	0.39%
Externalized Conductors – External**	External Abrasion	0.36%	0.17%
Lead-to-Can*	External Abrasion	0.77%	0.69%
Insulation Damage*	External Abrasion	0.09%	0.05%
Intravascular - Inside Out*	Internal Abrasion	0.43%	0.26%
Externalized Conductors - Inside Out**	Internal Abrasion	2.13%	0.79%
Internal Abrasion Short Under RV Shock Coil*	Internal Abrasion	0.09%	0.04%
Internal Abrasion Short Under SVC Shock Coil*	Internal Abrasion	0.07%	0.011%

*Determined by returned product analysis.

**Includes cases determined by returned product analysis as well as cases identified only by fluoroscopy or visualization of explanted leads.

Update on Durata™ Lead Performance

Registry and Post-Market Studies

The safety and reliability of our Durata™ high voltage leads is supported by robust post-market surveillance monitoring. Data are collected on case report forms at each scheduled and unscheduled patient visit with additional information documented for any adverse event. We also employ a dedicated field monitoring organization to ensure that the data from the clinical site are accurately and completely submitted. Because of the size and scope of these actively monitored registries, they represent the true commercial experience with our current generation high voltage leads.

As described on page 288, the Durata lead family was added to the CLAS registry study in 2013 to determine the prevalence and incidence of lead compromise evidenced by imaging (includes externalized conductors and other visual lead anomalies) and electrical dysfunction. As of February 28, 2015, a total of 854 patients implanted with Durata leads at 36 centers underwent fluoroscopic evaluation. These include 261 leads implanted in 2008, 354 leads in 2009, and 239 leads in 2010, with an implant duration of 4.3 ± 0.9 years (mean \pm stdev; median = 4.3 years; IQR = 3.6 to 5.1 years) at enrollment. None of the 854 leads at enrollment exhibited externalized conductors. A total of 463 patients (54%) completed 1 year follow-up with fluoroscopic evaluation. One of the 463 leads at 1 year of follow-up was adjudicated to have externalized conductors. Based on fluoroscopic images of this lead, the externalization appears to be extravascular, under the clavicle and is likely due to clavicular crush. This lead remains implanted and electrical function remains normal. During a mean follow-up period of 15.1 ± 5.1 months (mean \pm stdev), a total of 6 leads were identified as having electrical dysfunction. None of these 6 leads exhibited externalized conductors. Fluoroscopy data for 10 additional leads are pending adjudication and enrollment of Durata leads is on-going in the Cardiac Lead Assessment Study.

Beginning in 2006, three prospective, outcome-oriented, actively monitored registry studies have enrolled Durata and Riata™ ST Optim™ leads: the OPTIMUM registry, SCORE registry, and the SJ4 Post Approval Study (PAS). Currently, a total of 11,061 Optim insulated leads (8,194 Durata and 2,867 Riata ST Optim leads) are enrolled in these studies at 293 sites. The raw data from these registries, current as of February 28, 2015, were independently analyzed by the Population Health Research Institute (PHRI) of McMaster University/Hamilton Health Science. Their results quantify the performance of the Durata and Riata ST Optim leads in the categories of externalized conductors, all-cause insulation breach, and all-cause mechanical failures. An externalized conductor represents an outer insulation breach within the vascular or cardiac systems resulting in the normally contained conductors becoming visible outside the lead body. All-cause insulation breach includes all types of abrasion and other mechanical types of insulation damage, including externalized conductors. The all-cause mechanical failure category includes any insulation breach (including abrasion), conductor fracture, failure of a crimp, weld, or bond, or other mechanical failure. Additionally,

FOCUS ON CLINICAL PERFORMANCE

if the lead is reported to have been “taken out of service” (extracted, capped, or electrically abandoned) and the site reports (i) noise artifact, abnormal pacing impedance, or abnormal high-voltage lead impedance or (ii) a large impedance change coupled with any of elevated pacing threshold, loss of sensing, loss of capture, oversensing, or undersensing then that is also included in the all-cause mechanical failure category.¹ Overall incidence rates for these three failure categories are provided in the table below.

An Independent Analysis of Durata™ and Riata™ ST Optim™ Lead Failure Rates in Active Registries by PHRI (data through February 28, 2015)

Failure Category	Durata and Riata ST Optim %	Durata and Riata ST Optim 95% CI	Freedom from failures at 7 years (%)
Externalized Conductors	0.00%	0.00% - 0.03%	100%
All-Cause Insulation Abrasion	0.18%	0.11% - 0.27%	99.5%
All-Cause Mechanical Failures	0.81%	0.65% - 0.99%	98.0%

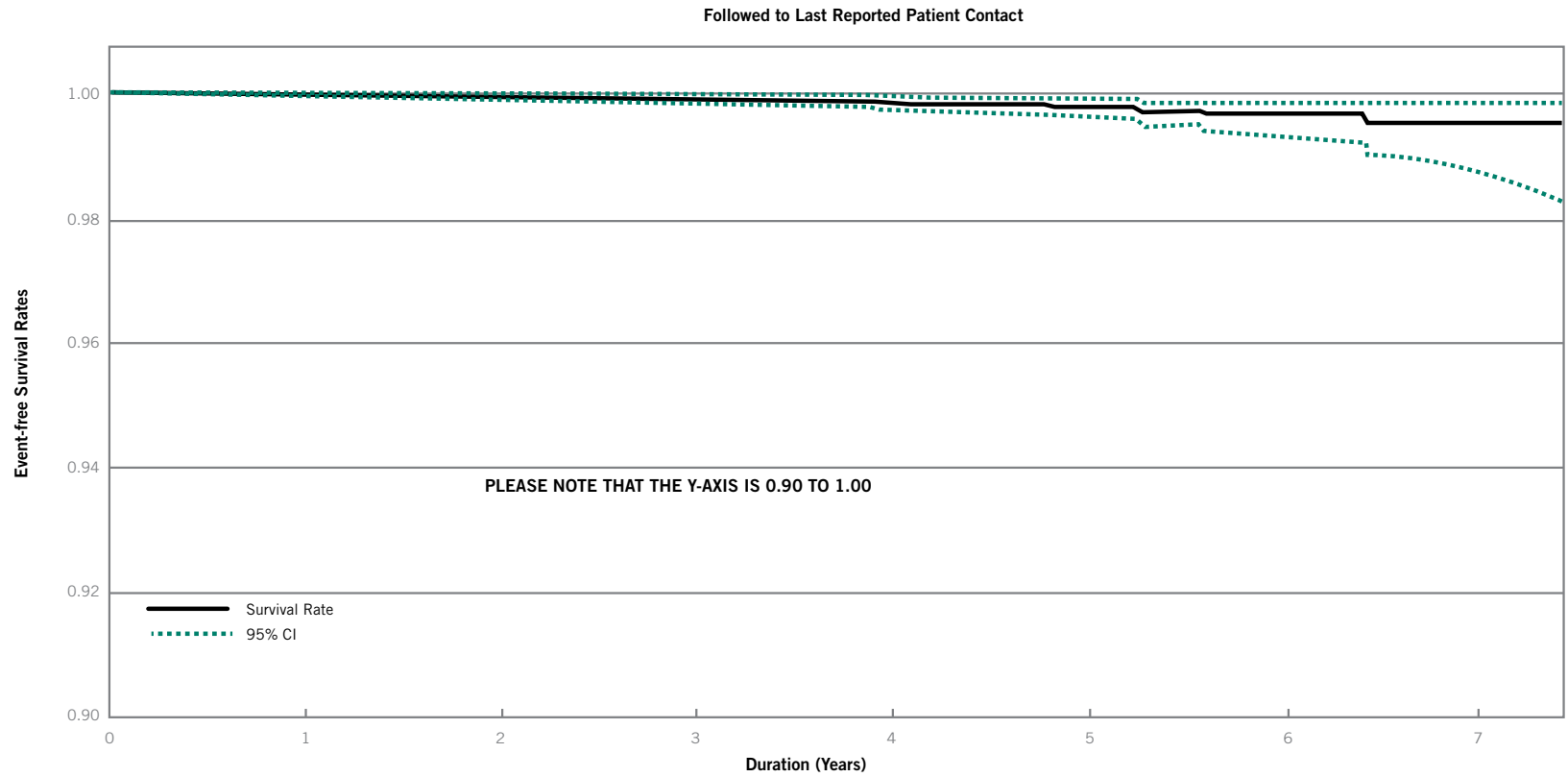
Event-Free Survival Rates for All-Cause Insulation Abrasion (Figure 1), and All-Cause Mechanical Failures (Figure 2) in Optim™ ICD leads were calculated by PHRI. The follow-up duration for active leads was based on last reported patient contact either in office or through remote monitoring. Lead implant date is used as time zero for these survival curves.

NOTE: The rates of all-cause mechanical failure, all-cause insulation abrasion and externalized conductors have been calculated based upon independent analyses of SJM databases by PHRI. The total number of each event is derived from the sum of those events which have been adjudicated by PHRI as of October 2014 and those which have not yet been adjudicated by PHRI. The final calculated rates may change slightly once adjudication is completed.

¹ John A. Cairns, Andrew E. Epstein, John Rickard, Stuart J. Connolly, Christopher Buller, Bruce L. Wilkoff, Janice Pogue, Ellison Themeles, Jeff S. Healey, *Prospective long-term evaluation of Optim-insulated (Riata ST Optim and Durata) implantable cardioverter-defibrillator leads*, Heart Rhythm, Vol 11, Issue 12, Pages 2156–2162, December 2014.

FOCUS ON CLINICAL PERFORMANCE

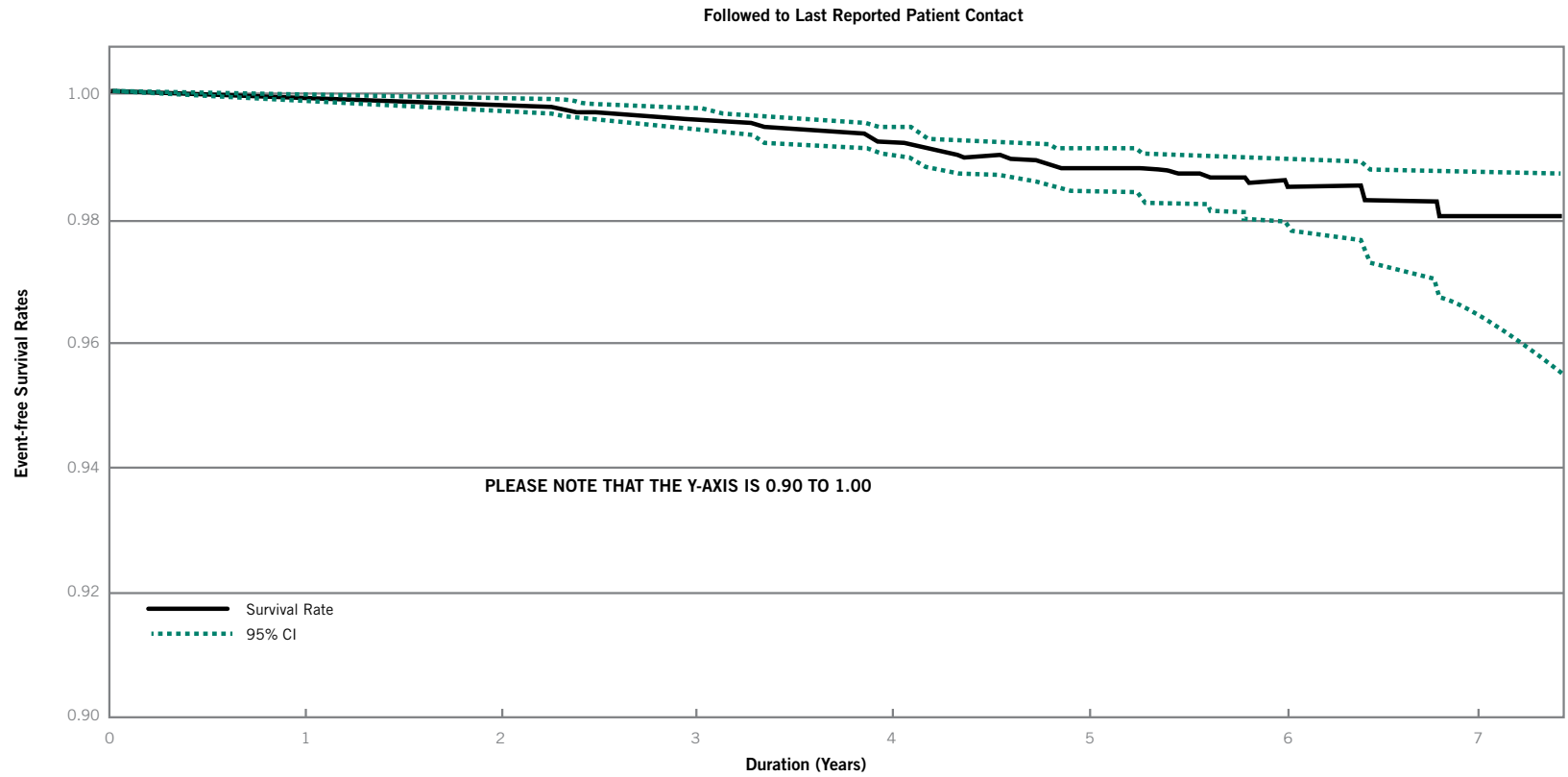
Figure 1: Event Free Survival Rates for All-Cause Insulation Abrasion in Optim™ ICD Leads as Calculated by PHRI



Year	0	1	2	3	4	5	6	7
Leads at Risk	11,061	9,686	8,390	7,089	5,440	3,283	1,275	296

FOCUS ON CLINICAL PERFORMANCE

Figure 2: Event Free Survival Rates for All-Cause Mechanical Failure in Optim™ ICD Leads as Calculated by PHRI



Year	0	1	2	3	4	5	6	7
Leads at Risk	11,061	9,685	8,389	7,087	5,438	3,282	1,275	296

FOCUS ON CLINICAL PERFORMANCE

Customer Reported Performance Data

While large active registry data are robust for determining the true incidence rate of failures, passively collected data from worldwide complaints and returns analysis provides an important data source for better understanding the root cause of lead failures, as well as an appropriate method for comparing relative incidence rates of failure between lead models. The table below summarizes the incidence of insulation abrasion failure mechanisms confirmed by returns analysis of Riata™ ST Optim™ and Durata™ leads. Approximately 14,000 Riata ST Optim and Durata leads have been returned for analysis worldwide through February 28, 2015. Returned leads may exhibit more than one failure mechanism; hence the incidence rates presented in the table are not mutually exclusive.

Durata™ (WW Sales 512,000) and Riata™ ST Optim™ (WW Sales = 33,000) Leads Insulation Failure Mechanisms from Complaints and Returns Analysis

Insulation Failure Mechanism	Abrasion Type	Optim Defib Lead Worldwide (WW) Incidence Rate (WW Sales = 545,000)
Intravascular – External*	External Abrasion	0.016%
Externalized Conductors – External**	External Abrasion	0.003%
Lead-to-Can*	External Abrasion	0.053%
Insulation Damage*	External Abrasion	0.019%
Intravascular - Inside Out*	Internal Abrasion	0.0005%***
Externalized Conductors - Inside Out**	Internal Abrasion	0.0002%***
Internal Abrasion Short Under RV Shock Coil*	Internal Abrasion	0.005%
Internal Abrasion Short Under SVC Shock Coil*	Internal Abrasion	0.006%

*Determined by returned product analysis.

**Includes cases determined by returned product analysis as well as cases identified only by fluoroscopy or visualization of explanted leads.

***These values reflect a total of four cases of silicone insulation breach due to inside-out abrasion in the short region not protected by Optim insulation.

These incidence rates from complaints and returns analysis demonstrate the effectiveness of the Riata ST Optim and Durata lead design changes in reducing insulation-related failures when compared to the same type of data for Riata, Riata ST silicone leads (see page 283).

Update on Optim™ Lead Insulation

In 2006 St. Jude Medical brought to the cardiac rhythm management (CRM) market the first novel insulation technology in over 20 years: a silicone-polyurethane co-polymer known as Optim™ lead insulation, now featured in IsoFlex™ Optim™, Tendril™ STS, OptiSense™, QuickFlex™ μ, Quartet™, Durata™, and Optisure™ lead families. Optim lead insulation consolidates the best characteristics of two established CRM lead insulation materials, polyurethane and silicone.

The polyurethane content of Optim lead insulation imparts lubricity, strength, and abrasion resistance while the nearly 50% silicone content imparts flexibility and biostability.^{1,2} The clinical performance of >3.4 million Optim insulated pacing and tachycardia leads implanted worldwide continues to be excellent. All aspects of Optim lead insulation performance can be appreciated by referring to the Acute Observation, Chronic Complication, Lead Malfunction, and Survival Probability data found in this Product Performance Report. One noteworthy reliability benefit of Optim lead insulation is a significant reduction in the most common mode of lead malfunction: insulation abrasion.³ Insulation abrasion can occur as a result of lead motion and contact with pacemakers, ICDs, adjacent leads, or anatomical structures and can occur in the subcutaneous, intravascular, or intracardiac areas of the lead. Abrasion within a lead can occur as a result of contact between internal components, as noted in our November 2011 Riata™ lead advisory. The clinical effects associated with all types of insulation abrasion malfunctions can include sensing noise and changes in both pacing and defibrillation impedances and thresholds. As indicated in our December 2010 Riata communication, the presence of Optim lead insulation on the Riata™ ST Optim and Durata defibrillation lead family has greatly reduced the quantity of all abrasion types.

This product performance report provides an up-to-date statistical assessment of the benefits of Optim lead insulation on St. Jude Medical tachycardia leads. A Kaplan-Meier analysis including all U.S. data through December 31, 2014 was performed on two groups of leads: (1) tachycardia leads with silicone insulation [Riata and Riata ST lead families], and (2) tachycardia leads with Optim lead insulation [Riata ST Optim and Durata lead families]. For each group, the U.S. registration and tracking data was combined with data from all U.S. confirmed abrasion malfunctions. This analysis does not include data from prospective registries or non-returned complaints. A Kaplan-Meier curve representing freedom from abrasion for both groups is provided below. The longest implant duration that is common to both model groups was 92 months. To provide a direct comparison of both model groups, the probability of an abrasion malfunction by 92 months of implant time is also presented in graphical format below.

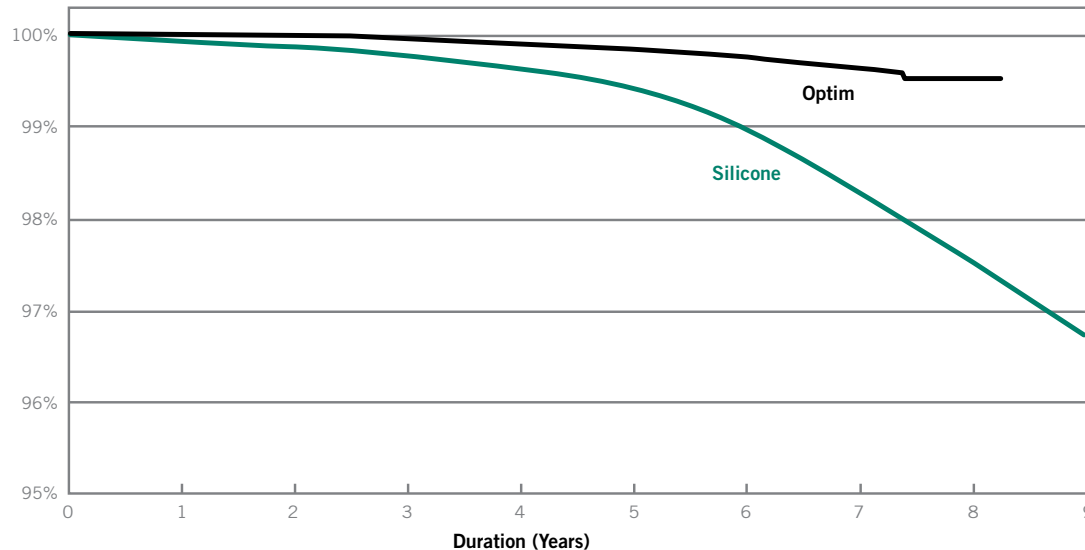
FOCUS ON CLINICAL PERFORMANCE

The data show that the presence of Optim™ lead insulation dramatically reduces the probability of abrasion malfunction in tachycardia leads at 98 months by 82%, which was confirmed to be statistically significant ($p < 0.001$) by a log-rank test.

Optim™ Lead Insulation Effects on SJM Tachycardia Lead Abrasion

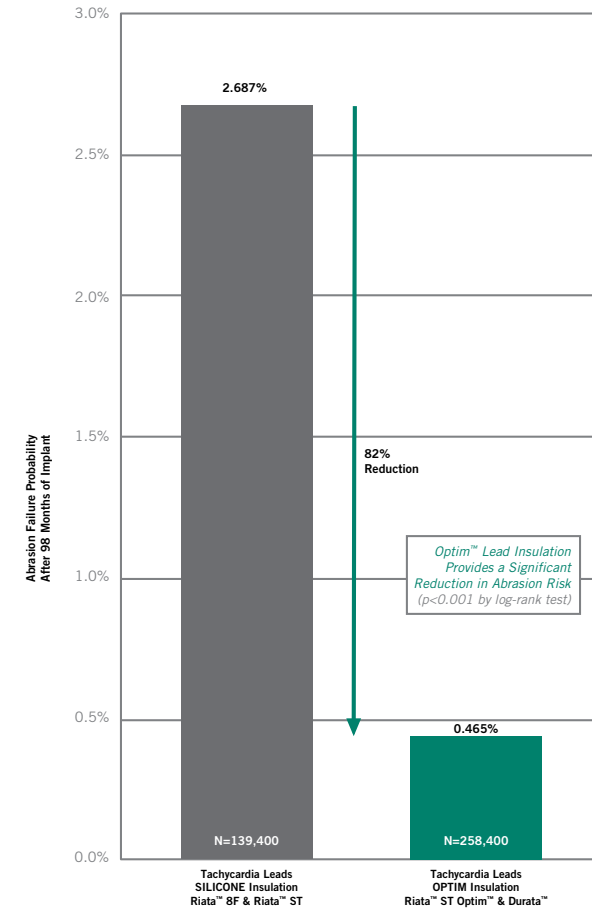
Kaplan-Meier Analysis of U.S. Returns Analysis Data

Freedom from Abrasion Failure (%)



Year	1	2	3	4	5	6	7	8	9
Optim	228,979	181,420	142,417	105,491	68,840	37,604	15,251	3,199	79
Silicone	129,499	116,087	105,791	96,152	86,770	77,040	65,641	50,654	33,402

Abrasion Malfunction Probability after 98 Months of Implant



¹ C. Jenney, J. Tan, A. Karicherla, J. Burke, and J. Helland, "A New Insulation Material for Cardiac Leads with Potential for Improved Performance," HRS 2005, HeartRhythm, 2, S318-S319 (2005).

² J. Tan and C. Jenney, "Comparative In Vivo Biostability Study of A New Lead Insulation Material Versus Polyurethanes," HRS2006, Heart Rhythm, 3, S146 (2006).

³ T. Kleemann, T. Becker, K. Doenges, M. Vater, J. Senges, S. Schneider, W. Saggau, U. Weisse, and K. Seidl, "Annual Rate of Transvenous Defibrillation Lead Defects in Implantable Cardioverter-Defibrillators Over a Period of >10 Years," Circulation, 115, 2474-2480 (2007).

ADVISORIES & SAFETY ALERTS

ADVISORIES & SAFETY ALERTS

The following table summarizes recalls, advisories and safety alerts regarding St. Jude Medical implantable devices since 1999. These advisories have been previously communicated to physicians. Advisories associated with non-implantable devices such as catheters are not included in the table. For more information please contact St. Jude Medical Technical Services at 1-800-722-3774.

ICD and CRT-D Devices

Model Identification	Advisory	Follow-up Recommendations at Time of Advisory
<p>Ellipse™ and Ellipse ST™ VR/DR US: CD1309, CD1311*, CD1409, CD1411*, CD2309, CD2311*, CD2409, CD2411* (all -36, -36Q, -36C and -36QC suffixes). *Denotes models also sold OUS. OUS: CD1277, CD1279, CD1293, CD1295, CD1377, CD1393, CD2277, CD2279, CD2293, CD2295, CD2377, CD2393 (all -36, -36Q, -36C and -36QC suffixes).</p>	<p>8/19/2014 Class II</p> <p>Extended Charge Time may result in delayed delivery of high voltage therapy or prevent delivery of part or all of a programmed high voltage therapy shock. The anomaly most commonly presents as a vibratory patient notification and upon interrogation, a programmer or Merlin.net™ alert indicating a “Capacitor Charge Time Limit reached” message. This may occur during a capacitor maintenance or charging for high voltage therapy. The anomaly occurs as a result of internal damage to the capacitors used in the high voltage charging circuitry of the subject devices, which may result in an extended charge time. As designed, the device will deliver the available energy on the capacitors once the charge time limit of 32 seconds is reached, even if the energy is less than the programmed value. This condition is detectable as the device will initiate a vibratory patient alert and, for patients enrolled and actively being followed, a Merlin.net notification. Additionally, upon device interrogation, an alert message will indicate “Capacitor Charge Time Limit reached” on a specific date. Approximately 97% of Ellipse ICD extended charge time events reported to St. Jude Medical have been detected during capacitor maintenance with the remainder detected during defibrillation threshold (DFT) testing. There have been no reported cases of an Ellipse device failing to deliver high voltage therapy to a patient when needed.</p>	<p>St. Jude Medical recommends that patients with affected devices be enrolled in Merlin.net Patient Care Network (PCN) so that any extended charge time alert (“Capacitor Charge Time Limit reached” message) will be transmitted to Merlin.net PCN for patients being actively monitored and can be viewed by your clinic staff.</p> <p>If your patient has received a vibratory notification and/or if a programmer or Merlin.net alert for an extended charge time has been observed:</p> <ul style="list-style-type: none"> ■ Schedule your Ellipse ICD patient for an in-office follow-up evaluation as soon as possible. ■ Interrogate the Ellipse ICD and perform a manual capacitor maintenance charge. Note the charge time to full charge; it should be approximately 15 seconds or less. ■ Contact St. Jude Medical’s Technical Services Department at 800-722-3774 to review the results of the capacitor maintenance test and discuss if additional evaluation is required. ■ A device that has experienced repeated extended charge time out warnings should be considered for replacement. <p>As the large majority of the extended charge time events have presented at the routine 6 month automatic capacitor maintenance interval, programming the interval to every 4 months at your patient’s next scheduled follow up visit may provide an earlier indication of this potential anomaly. It should be noted that changing the device programming to a 4 month capacitor maintenance interval will reduce device longevity by approximately 9%. Device replacement is not recommended for an Ellipse device exhibiting normal charge times, and patients should continue to be followed at routine follow up intervals, per HRS/EHRA Expert Consensus on Monitoring Cardiovascular Implantable Electronic Devices (CIED), April 2008.</p> <p>Current Status (December 31, 2014): At the time of the advisory, the worldwide event rate of extended charge time on the affected population was 0.42%, based on 179 extended charge time events out of 43,000 worldwide sales. As of December 31, 2014, there were additional reports and the rate is now 0.59%. There have been no reports of serious injury or death within this population.</p>

ICD and CRT-D Devices

Model Identification	Advisory	Follow-up Recommendations at Time of Advisory
<p>AnalyST Accel™ DR RF (Models CD2219-36, CD2219-36Q) AnalyST Accel™ VR RF (Models CD1219-36, CD1219-36Q) Current Accel™ DR RF (Models CD2215-36, CD2215-36Q) Current Accel™ VR RF (Models CD1215-36, CD1215-36Q) Current™ DR (Model 2207-36) Current™ VR (Model 1207-36) Ellipse™ DR (Models CD2277-36, CD2277-36Q, CD2377-36, CD2377-36Q, CD2377-36C, CD2377-36QC) Ellipse™ VR (Models CD1277-36, CD1277-36Q, CD1377-36, CD1377-36Q, CD1377-36C, CD1377-36QC) Fortify Assura™ DR (Models CD2259-40, CD2259-40Q, CD2359-40, CD2359-40Q, CD2359-40C, CD2359-40QC) Fortify Assura™ VR (Models CD1259-40, CD1259-40Q, CD1359-40, CD1359-40Q, CD1359-40C, CD1359-40QC) Fortify™ ST DR (Models CD2235-40, CD2235-40Q) Fortify™ ST VR (Models CD1235-40, CD1235-40Q) Promote Accel™ RF (Models CD3215-36, CD3215-36Q) Promote Quadra™ (Models CD3239-40, CD3239-40Q) Promote™ (Model 3213-36) Quadra Assura™ (Models CD3267-40, CD3267-40Q, CD3367-40, CD3367-40Q, CD3367-40C, CD3367-40QC) Quadra Assura™ MP (Models CD3371-40, CD3371-40Q, CD3371-40C, CD3371-40QC) Unify Assura™ (Models CD3261-40, CD3261-40Q, CD3361-40, CD3361-40Q, CD3361-40C, CD3361-40QC) Unify Quadra™ (Models CD3251-40, CD3251-40Q) Unify™ (Models CD3235-40, CD3235-40Q)</p>	<p>1/23/2014 Outside US only</p> <p>In November 2013, St. Jude Medical released the Merlin™ Programmer Software version 17.2.2 rev. 0 (herein after referred to as 17.2.2) as an upgrade to existing programmers. Testing has shown that, when using a programmer with the 17.2.2 software, an incorrect value for sinus redetection, potentially affecting the high voltage therapy delivery sequence can occur when a device is programmed to a single VF detection zone. The issue can be introduced during programming of certain families of St. Jude Medical ICD/ CRTD devices. The issue is not present when a device is programmed to a two or three zone configuration. When using the 17.2.2 software and any parameter is programmed as part of a single VF detection zone configuration, the sinus redetection value will be inappropriately set to zero milliseconds. As a result, any intrinsic activity following the first shock will be considered a "sinus rate" and the device will diagnose "return to sinus". Therefore, if the arrhythmia was not terminated by the initial high voltage therapy, the ongoing arrhythmia would be considered a new episode causing the next high voltage therapy to also be delivered at the first programmed energy level. For example, if the first shock is programmed to 20 joules and subsequent shocks are programmed to higher energy values, the only HV therapy the patient would receive if the arrhythmia continues and is redetected, would be 20 joules, rather than the increasing HV energy levels as programmed.</p>	<p>Immediate Resolution Steps:</p> <ul style="list-style-type: none"> ■ Review your SJM ICD/CRT-D* patient records for patients with affected devices implanted or seen in clinic starting in September 2013 and programmed to a single VF detection zone with the 17.2.2 software. For patients identified during this review we recommend that you schedule an immediate follow-up visit. The programmer software version is printed on the bottom of each report page. ■ For patient devices programmed as described above with 17.2.2 software, a new software version 17.2.3 will correct this issue and is expected to be available by February 2014. Your St. Jude Medical representative will assist you with obtaining and installing the 17.2.3 software on your programmer. Using this software, programming any parameter will reset the return to sinus criteria to normal function. ■ If a patient is seen before the 17.2.3 software is installed, then program the device to a two or three zone configuration, even if one of the zones is strictly a monitor zone. This will resolve the issue when using a programmer with 17.2.2 software. <p>Current Status (December 31, 2014): No occurrences have been reported following the field communication and correction.</p>

ICD and CRT-D Devices

Model Identification	Advisory	Follow-up Recommendations at Time of Advisory
Fortify ST™ (Models CD1235-40, CD1235-40Q, CD2235-40, CD2235-40Q)	<p>4/18/2013 Outside US only</p> <p>The Merlin™ PCS programmer software Model 3330 versions 14.2.2, 16.2.1 and 17.2.1.1 provide new features for St. Jude Medical ICDs, including an option to enhance the ST diagnostic features in St. Jude Medical Fortify ST™ ICD models CD1235-40, CD1235-40Q, CD2235-40 and CD2235-40Q via a device software upgrade. During a device software upgrade, implanted devices are temporarily placed into the back-up pacing (BVVI) and back-up defibrillation only (BDFO) mode. The back-up mode parameter settings will be in effect for the two minute upgrade process. Once the upgrade successfully completes, the device will revert to the previously programmed parameter settings. Depending on the individual patient, this temporary change in parameter values while in back-up defibrillation only mode could make the device susceptible to oversensing and potentially deliver high voltage therapy during the upgrade procedure.</p>	<p>In order to prevent the potential for inappropriate therapy during the software upgrade process, consider programming the “Tachy Therapy Enabled/Disabled” function to Disabled prior to proceeding with the software upgrade. It is imperative to re-interrogate the device and program the “Tachy Therapy Enabled/Disabled” function to Enabled after the upgrade has been successfully completed. As with any device evaluation and programming, ECG monitoring and availability of back up external defibrillation equipment is recommended during the entire software upgrade process.</p> <p>Current Status (December 31, 2014): At the time of the advisory there were 20 devices confirmed to be affected by this issue. As of December 31, 2014 there were an additional 52 devices confirmed with this issue. There have been no reports of serious injury or death.</p>

Model Identification	Advisory	Follow-up Recommendations at Time of Advisory
Convert™+ (Model V-195)	<p>5/6/2010 Outside US only</p> <p>A condition where devices programmed to a two-zone tachy therapy configuration, using a Merlin™ Patient Care System (PCS) programmer running version 7.2.1, 8.2.1 or 10.2.0 software, can result in the VT Therapy Timeout parameter being programmed OFF and HV therapy not being available if ATP therapies are unsuccessful.</p>	<p>If a patient’s device is already programmed to a two zone configuration with a Merlin™ PCS programmer running version 7.2.1, 8.2.1 or 10.2.0, a follow-up visit should be scheduled to perform the recommendations outlined below:</p> <p>A permanent correction is available in the new release of the Merlin™ PCS programmer software version 10.2.2 which has received regulatory approval. Subsequently using a Merlin™ programmer with 10.2.2 (or later) software and following the steps outlined below will ensure that the VT Therapy Timeout parameter is programmed ON.</p> <ol style="list-style-type: none"> 1. Interrogate the Convert+ ICD and verify that it is programmed to a two zone configuration. 2. Program the device to a single zone, fibrillation only tachycardia mode. This action will program the VT Therapy Timeout parameter ON. 3. Re-program the device to the desired two zone configuration. (VT Therapy Timeout will remain ON). <p>If your patient’s device is programmed to a single zone (fib only) there is no need to perform any reprogramming action.</p> <p>As these actions fully correct the potential issue there is no need to consider any device explant.</p> <p>Current Status (December 31, 2014): At the time of the advisory there was one report of this issue out of approximately 330 Convert+ Model V-195 ICDs distributed in Europe and Asia. As of December 31, 2014, there have been no additional reports associated with this advisory.</p>

ICD and CRT-D Devices

Model Identification	Advisory	Follow-up Recommendations at Time of Advisory
<p>Epic™ ICDs (Models V-197, V-235, V-337, V-338, V-339), Epic™ + ICDs (Models V-196, V-233, V-236, V-239, V-350) Epic™ II ICDs (Models V-158, V-255, V-258, V-355, V-356, V-357) Atlas™ + ICDs (Model V-340, V-341, V-343, V-193, V-242, V-243) Atlas™ II ICDs (Models V-168, V-265, V-268, V-365, V-366, V-367)</p>	<p>1/16/2008 Class II A very rare condition (incidence of eight in 143,000 devices worldwide; six in the US and two outside the US) that could lead to a ventricular sensing anomaly in Epic™ and Atlas™ family of implantable cardioverter defibrillators (ICDs) has been identified. A loss of ventricular sensing would prevent an ICD from being able to detect an arrhythmia. The loss of ventricular sensing anomaly can only occur when the device's software writes to a particular memory location and only if there is a precise alignment of two timing parameters that normally do not coincide during routine operation of the device. The precise alignment requires the software write to occur at the exact time that a comparison is made during a specific 61 microsecond (µsec) window.</p>	<p>A simple programmer software/device firmware upgrade will resolve the issue and prevent a future occurrence. Patients who are followed on a routine basis with scheduled follow-up visits every three to six months should continue with their scheduled visit. Upon interrogation of one of the subject devices, the Merlin™ Patient Care System and Model 3510 programmers with the newly provided software will automatically identify a device that can benefit from a firmware upgrade and will instruct the clinician that an upgrade is available.</p> <p>St. Jude Medical, along with our independent Medical Advisory Board members, has determined that no other action is recommended.</p> <p>Current Status (December 31, 2014): At the time of the advisory, there were 8 worldwide (6 U.S.) devices confirmed to have been affected by this issue. As of December 31, 2014 there have been no additional devices confirmed to have this issue since the time of the advisory.</p>

Model Identification	Advisory	Follow-up Recommendations at Time of Advisory
<p>Photon™ DR (V-230HV) (certain serial numbers), Photon™ Micro VR/DR (Models V-194, V-232), Atlas™ VR/DR (Models V-199, V-240)</p>	<p>10/7/2005 Class II A particular vendor-supplied memory chip can be affected at a low frequency rate by background levels of atmospheric ionizing cosmic radiation ("background cosmic radiation"). The anomaly can trigger a temporary loss of pacing function and permanent loss of defibrillation support.</p>	<p>In the unlikely event that a device chip is affected by background cosmic radiation, the high current drain condition will deplete the battery voltage rapidly. This can result in loss of output for a period up to approximately 48 hours. During this period, the patient would be without pacing or defibrillation therapy. After this initial period, the battery will reach a voltage level at which the device will enter its "Hardware Reset Mode." This safety mode is designed to preserve the device's ability to provide VVI pacing support. A device that has been reset to the Hardware Reset Mode will operate in the VVI mode at 60 ppm, but will not be capable of providing tachycardia detection or therapy. This will be noted by a warning message on the programmer screen upon device interrogation.</p> <p>To assist in your patient care and following discussions with our independent Medical Advisory Board, St. Jude Medical recommends:</p> <ul style="list-style-type: none"> If it is not already your current practice, physicians should perform routine device monitoring every three months for patients with the affected models listed above. In determining whether additional patient management or follow up may be needed, consider the low failure rate for the anomaly and the unique medical needs and situation of each individual patient, including whether the patient is pacemaker dependent or at high risk for life-threatening arrhythmias. If a patient's device is found in the Hardware Reset Mode, you should arrange for device replacement as soon as possible. You should continue to provide patients with the usual admonitions to keep scheduled appointments and to report all changes in symptoms. <p>Current Status (December 31, 2014): At the time of the advisory, there were 60 worldwide (38 U.S.) devices confirmed to have been affected by this issue. As of December 31, 2014 there were an additional 42 worldwide (28 U.S.) devices confirmed with this issue. This is within the 95% confidence interval prediction made at the time of the advisory. There have been no reports of serious injury or death.</p>

ICD and CRT-D Devices

Model Identification	Advisory	Follow-up Recommendations at Time of Advisory
<p>Epic™ DR/HF (V-233, V-337, V-338), Epic™ Plus DR/VR/HF (V-236, V-239, V-196, V-239T, V-196T, V-350), Atlas™ DR (V-242), and Atlas™ Plus DR/VR/HF (V-243, V-193, V-193C, V-340, V-341, V-343)</p>	<p>6/13/2005 Class II Two anomalies have been identified:</p> <ol style="list-style-type: none"> 1. Due to a device software anomaly, it is possible that when the device's battery is nearing its elective replacement indicator (ERI), a charging cycle may be skipped. 2. After a capacitor charge, if a rate responsive pacing mode (e.g., DDDR, VVIR, etc.) is programmed "On," this "noise" may be interpreted by the device's accelerometer (activity sensor) as physical activity, causing a temporary increase in the pacing rate that may persist after charging is completed. 	<p>Two anomalies were discovered during routine product monitoring. Neither of these anomalies presents a significant clinical risk to your patients, and no clinical complications have been reported to St. Jude Medical. Both are easily corrected by performing a simple, automated software download to the device. This potentially affects approximately 30,000 implanted ICDs in the United States and includes the following model numbers: Epic™ DR/HF (V-233/V-337/V-338), Epic™ Plus DR/VR/HF (V-236/V-239/V-196/V-239T/V-196T/V-350), Atlas™ DR (V-242), and Atlas™ Plus DR/VR/HF (V-243/V-193/V-193C/V-340/V-341/V-343). The first anomaly can occur when one of the affected devices attempts to deliver multiple shocks in rapid succession. Due to a device software anomaly, it is possible that when the device's battery is nearing its elective replacement indicator (ERI), a charging cycle may be skipped. If this were to occur, the first shock will always be delivered as programmed and, if needed, the next shock in the programmed sequence would be delivered after a delay of only two to four seconds. A skipped charge would result in less than the full number of programmed shocks being available for delivery during that episode, but all delivered shocks would be at their programmed energy. This behavior was discovered as an incidental finding during analysis of one returned device that had delivered a large number of high-voltage shocks over a short time period.</p> <p>A second anomaly is caused by electrical "noise" generated as a result of the charging of the device's high-voltage capacitors. After a capacitor charge, if a rate responsive pacing mode (e.g., DDDR, VVIR, etc.) is programmed "On," this "noise" may be interpreted by the device's accelerometer (activity sensor) as physical activity, causing a temporary increase in the pacing rate that may persist after charging is completed. The degree and duration of the rate increase will depend on a variety of factors, but the rate will never exceed the programmed Maximum Sensor Rate, and the device will gradually return to the appropriate rate. The anomalous behavior, which has been observed during the performance of manual capacitor maintenance, has been traced back to a component supplied to St. Jude Medical by one vendor; therefore, only the subset of the device models listed above that were manufactured with the affected component (device serial numbers below 141000 for any model) will exhibit this behavior.</p> <p>St. Jude Medical has developed programmer software that will automatically detect the affected ICDs and download device software that will correct the "skipped charge" anomaly and mitigate the response to electrical noise. Once the upgrade is performed, the potential for a skipped charge will be eliminated. Additionally, once the upgrade is performed if a rate responsive mode is programmed "On," devices with serial numbers below 141000 will have their rate response functions suspended for the time period during which the electrical noise could be present (i.e., while significant residual voltage remains on the high-voltage capacitors); non-rate responsive pacing at the programmed base rate will continue to be provided as appropriate. This period during which rate response is suspended may last anywhere from a few minutes up to approximately 90 minutes. If rate responsive pacing was ongoing prior to charging, the pacing rate will gradually decrease to the base pacing rate according to the normal rate response recovery algorithm and will remain there while rate responsive pacing is suspended. The rate response behavior for devices with serial numbers greater than 141000 will not be affected by the software download.</p> <p>The software download for potentially affected devices will automatically be initiated the next time the patient's device is interrogated with the v4.8.5 programmer software. Since a skipped charge is more likely to occur in devices that are closer to their elective replacement indicator (ERI), St. Jude Medical recommends that if the next patient follow-up is not scheduled to occur within the next six months that the patient be seen within this time period.</p> <p>In addition, if devices are programmed to pacing settings that result in high current consumption, such as high output bi-ventricular pacing, consideration should be given to scheduling the patient for a follow-up visit within three months if it is not scheduled to occur within that time period. As always, St. Jude Medical defers to your clinical judgment on any decisions regarding the management of your patients.</p> <p>Current Status (December 31, 2014): There have been no implanted devices confirmed to have been affected by this issue since the time of the advisory.</p>

ICD and CRT-D Devices

Model Identification	Advisory	Follow-up Recommendations at Time of Advisory
Epic™ (V-197, V-235), Epic™+ (V-196, V-236), Epic™ HF CRT-D (V-338), Epic™+ HF CRT-D (V-350), Atlas™+ (V-193, V-243), Atlas™+ HF CRT-D (V-340), or Atlas™ (model V-242) ICDs	3/10/2005 Class II A software parameter that affects the sensitivity of the reed switch in the listed devices was being set to an incorrect value which could prevent these devices from entering the magnet mode to inhibit tachy therapy when an external magnet is applied.	<p>During routine product evaluation, St. Jude Medical Quality Assurance identified that a software parameter that affects the sensitivity of the reed switch in the listed devices was being set to an incorrect value during manufacturing beginning in late November of last year. This has the effect of preventing these devices from entering the magnet mode to inhibit tachy therapy when an external magnet is applied. This is a software controlled parameter that can be easily corrected via the programmer. All other bradycardia pacing and tachyarrhythmia detection and therapy features are not affected in devices subject to this notification. Until the magnet sensitivity parameter is corrected via the programmer, tachy therapy may not be properly inhibited as is customary with placement of an external magnet, but can be inhibited by using the programmer to program the device to Defib Off, and then back On as needed.</p> <p>The affected devices were manufactured during a three month period beginning November 22, 2004. To date, there have been no field reports of any magnet mode failures, nor have there been any clinical complications reported associated with this issue. Magnet mode application is usually used to inhibit tachycardia therapy such as when a patient is subjected to electrocautery during a surgical procedure. In order to remedy this situation, in addition to this notification, St. Jude Medical Sales Representatives and Field Clinical Engineers have been provided with a simple software tool that can be used to set, via the programmer, the reed switch's magnet sensitivity to the proper value. You may contact them to schedule this reprogramming at the patient's next scheduled follow-up visit or at your discretion.</p> <p>Current Status (December 31, 2014): There have been no implanted devices confirmed to have been affected by this issue since the time of the advisory.</p>

Model Identification	Advisory	Follow-up Recommendations at Time of Advisory
Profile™ V-186	7/13/2001 Class II Failure of a ceramic capacitor could lead to sensing anomalies/early battery depletion	<p>This Advisory applies to a well-defined group of Profile™ MD (Model V-186HV3) implantable cardioverter-defibrillators (ICDs) which have been observed to exhibit decreased reliability. These devices had specific modules (subcircuits) manufactured during a five-month period during the first half of 1999. Those potentially affected devices that have not exhibited any anomalous behavior within 24 months of manufacture are not at increased risk of failure at a later date. These failures were caused by a component anomaly that is limited to a specific, traceable lot (group) of capacitors.</p> <p>If these capacitors fail, two different clinical manifestations may be observed, depending on the location of the failed capacitors:</p> <p>Low Voltage Module: The devices may exhibit sudden loss of sensing or oversensing of internally generated interference (noise) resulting in aborted or delivered shocks. Due to the potential for sudden loss of sensing, which would prevent the ICD from detecting ventricular tachyarrhythmias, device replacement should be considered for patients with devices incorporating the suspect capacitors in this location. In making this decision, you should weigh the likelihood that your patient will have one of the few additional devices expected to fail against the risk associated with the replacement procedure. For patients who do not have their devices replaced, St. Jude Medical recommends monthly monitoring for the remaining months during which additional failures are expected to occur and every three months thereafter.</p> <p>High-Voltage Module: The devices may exhibit premature battery depletion with no other clinical manifestations. While the battery voltage may drop rapidly to a value near or below the device's ERI, it stabilizes for several months at a value at which the device continues to detect arrhythmias and deliver therapy appropriately. In addition, some of these devices may exhibit oversensing of internally generated electrical interference (noise), which may result in false detection of tachyarrhythmias. However, during charging, the interference abates, and the therapy is usually aborted without the delivery of inappropriate shocks to the patient. Because these devices generally continue to respond appropriately to spontaneous tachyarrhythmias, and because the battery voltage stabilizes for several months at a level that does not compromise device function, St. Jude Medical recommends that patients with devices incorporating suspect capacitors in this location be monitored monthly for the remaining months during which additional failures are expected to occur and every three months thereafter.</p>

Pacemaker and CRT-P Devices

Model Identification	Advisory	Follow-up Recommendations at Time of Advisory
Accent™ SR (Model PM1110) Accent™ DR (Model PM2112)	<p data-bbox="485 345 1003 391">12/7/2012 Outside US Only</p> <p data-bbox="485 407 1003 634">Due to an incorrect software setting, a specific subset of the Accent™ SR and Accent™ DR shipped to certain countries outside the US will not provide a change in the sensor driven (rate responsive) pacing rates in response to patient physical activity. All other programmed parameters, features and functions operate as designed, e.g. an Accent DR device programmed to DDDR will appropriately track atrial activity and properly function in the DDD mode. A non-invasive programmer software solution that will correct the issue in all affected, implanted devices will be available once regulatory approval has been completed.</p>	<p data-bbox="1003 345 1959 375">St. Jude Medical makes the following recommendations:</p> <p data-bbox="1003 391 1959 407">Identify affected patient</p> <ul data-bbox="1003 407 1959 492" style="list-style-type: none"> ■ Review your patient's clinical indications for pacing and determine the clinical need for rate responsive, sensor driven pacing. ■ In the event that a patient requires rate responsive sensor driven activity pacing and exhibits clinical symptoms due to the lack of increased pacing rates with exercise, please contact your local Sales Representative or our Technical Support ■ Continue to follow patients on their standard follow-up schedule. <p data-bbox="1003 508 1959 573">Current Status (December 31, 2014): The programmer software update was released in April 2013. At the time of the advisory, approximately 6,000 affected devices were implanted. There have been no additional devices confirmed to have this issue since the time of the software release in April 2013 through December 31, 2014.</p>
Accent™ DR (Models PM2110, PM2112, PM2210, PM2212), Anthem™ CRT-P (Models PM3110, PM3112, PM3210, PM3212)	<p data-bbox="485 919 1003 964">9/22/2011 Class II</p> <p data-bbox="485 964 1003 1125">A small amount of electrical charge may accumulate within an internal capacitor which results in a low or varying pacing lead impedance (PLI) value during the automatic daily measurements. An out of range lead impedance measurement may result in a patient notifier alert, a remote monitoring Merlin.net™ Patient Care Network alert, or a prior alert message to be displayed on the programmer screen at the next in-clinic follow-up.</p>	<p data-bbox="1003 919 1959 1044">In order to prevent a false reading, a new Merlin™ Patient Care System programmer software version is available. When used to interrogate an Accent DR or Anthem CRT-P pacemaker this software will eliminate the potential for this anomaly to occur. With the new software, the programmer will automatically activate circuitry in the pacemaker during the interrogation process to ensure that any residual charge on the capacitor is discharged prior to performing the daily PLI measurement. The onetime upgrade is performed automatically on affected devices and will not change the operation of the implanted device. Your St. Jude Medical Sales Representative will assist you in loading the new programmer software onto your Merlin programmer.</p> <p data-bbox="1003 1060 1959 1105">If you are following any patients implanted with Accent DR pacemakers or Anthem CRT-P devices, St. Jude Medical makes the following recommendations, which are consistent with standard best practices:</p> <ul data-bbox="1003 1122 1959 1287" style="list-style-type: none"> ■ Ensure that the new programmer software version is loaded on your programmers as soon as practical. ■ Continue to follow patients on their standard follow-up schedule. Since the likelihood of the low lead impedance measurement is low, the device interrogation can be performed at the patient's next regular scheduled follow-up visit. ■ In the event that a patient receives a low lead impedance alert before the new programmer software has been loaded, we suggest that you evaluate the device as you normally would for any such instance. If the daily pacing lead impedance value is out-of range, re-interrogate the device's measured data and look at the lead impedance values. This "in-clinic" measurement is not affected by the aforementioned capacitor charge build-up and will provide an accurate lead impedance measurement. <p data-bbox="1003 1304 1959 1349">Current Status (December 31, 2014): Worldwide, 13 Accent DR (<0.01%) and 225 Anthem CRT-P (1.6%) devices have exhibited this diagnostic anomaly.</p>

Pacemaker and CRT-P Devices

Model Identification	Advisory	Follow-up Recommendations at Time of Advisory
Identity™ SR (Model 5172) Identity™ DR (Model 5370) Identity™ XL DR (Model 5376)	10/12/2006 Class II A programmer software anomaly can lead to incorrect reporting of battery voltage, expected battery longevity and elective replacement indicator (ERI) status in St. Jude Medical Identity™ pacemakers. The anomaly does not affect the device's actual battery voltage, longevity or functionality, but could result in inaccurate reporting of the status of these measured data parameters. This software anomaly can appear in the St. Jude Medical Identity™ family of pacemakers when programmed by the St. Jude Medical APS™ III Model 3500/3510 or Merlin™ Patient Care System Model 3650 programmers.	<p>No follow-up is recommended at the time of advisory. Devices do not need to be replaced. A programmer software update, pending FDA and other regulatory agency approval, will mitigate this anomaly when the device is interrogated. Before the programmer software update is available, any subsequent measured data update that is performed during the session would be valid and the device operating magnet rate would be up-to-date. After the programmer software update is available, any device affected by this issue will be automatically corrected via the normal interrogation process.</p> <p>Current Status (December 31, 2014): At the time of the advisory, there were 53 worldwide (50 U.S.) devices confirmed to have been affected by this issue. As of December 31, 2014 there were an additional 78 worldwide (65 U.S.) devices confirmed with this issue, all prior to the distribution of the software fix.</p>
Identity ADx™ DR (Models 5286, 5380, 5386, 5480)	7/31/2003 Class II An anomaly in the pacemaker code, which under a certain set of programmed settings and specific event timing circumstances could deliver a short coupled pacing interval of 300 ms (200 ppm). Consecutive (up to a maximum of 12) shorter than anticipated pacing intervals could be experienced.	<p>St. Jude Medical's software engineering department has identified an anomaly in the pacemaker code, which under a certain set of programmed settings and specific event timing circumstances has a potential to deliver a short coupled pacing interval of approximately 300 milliseconds (200 ppm). It is also possible, however unlikely, that a patient could experience consecutive (up to a maximum of 12) shorter than anticipated pacing intervals. To date, the only clinical observation has been the delivery of a single short interval. There have been no reports of patient injury as a result of the shortened pacing interval.</p> <p>In order for the above mentioned shortened pacing interval to potentially occur, the programmed settings of the dual-chamber device would have to satisfy both of the following conditions:</p> <ul style="list-style-type: none"> Base rate, rate hysteresis or rest rate programmed to 55 ppm or lower AutoCapture™ pacing system programmed ON <p>Additionally, it should be noted that even with the following settings, the shortened pacing interval will not occur unless specific internal timing and other conditions are met. If the device is programmed to any other combination of settings (e.g. base rate, hysteresis rate and rest rate all at 60 ppm or above, or AutoCapture programmed OFF), the scenario described above cannot occur.</p> <p>St. Jude Medical recommends that physicians review their records to identify which, if any, of their patients implanted with a subject device have programmed settings as described above. For these patients, they should schedule a pacemaker programming session as soon as possible to temporarily program AutoCapture OFF or adjust the base rate, rate hysteresis and rest rate to 60 ppm or above. The root cause of potentially delivering the short pacing interval has been identified and a downloadable firmware correction has been developed to prevent any future occurrence. The revised firmware will be made available to the physicians via a new programmer software version immediately following FDA approval. The revised code will be downloaded automatically during pacer interrogation and will take approximately six seconds. At the time of the FDA approval, all newly manufactured and distributed products will also have the new pacemaker code.</p> <p>There is no need to consider replacement of the devices as the temporary programming outlined above and the forthcoming device firmware update will eliminate the potential for the described phenomenon from occurring in the future.</p> <p>Current Status (December 31, 2014): There have been no implanted devices confirmed to have been affected by this issue since the time of the advisory.</p>

Pacemaker and CRT-P Devices

Model Identification	Advisory	Follow-up Recommendations at Time of Advisory
Tempo™ (Model 2102) Meta™ (Model 1256D)	11/04/2002 Class II Dendritic growth at the battery/hybrid connection could cause a short circuit, which in turn could result in premature battery depletion.	<p>Decreased reliability has been observed in a group of these devices. The devices in the advisory population were manufactured at the Teletronics' manufacturing facility between the second quarter of 1996 and the second quarter of 1997. Premature battery depletion resulting from bridging between adjacent connectors has resulted in no output or no telemetry in 1% of this population of devices to date. The following recommendations are made: Physicians are advised to review patients who have 1256D/2102 pacemakers at an early date to evaluate pacemaker function.</p> <p>For patients who are pacemaker dependent, the physician should give consideration to explantation and replacement as soon as practicable.</p> <p>For patients who are not considered pacemaker dependent, the physician should consider replacement only if any abnormal function is identified (such as no output, telemetry loss, telemetry abnormality or premature end of life indication). All remaining non-pacemaker dependent patients with 1256D/2102 pacemakers should subsequently be reviewed at least every six months.</p>

Model Identification	Advisory	Follow-up Recommendations at Time of Advisory
Tempo™ (Models 1102, 1902, 2102, 2902) Meta™ (Model 1256D)	11/04/2002 Class II Dendritic growth at the battery/hybrid connection could cause a short circuit, which in turn could result in premature battery depletion.	<p>This Advisory applies to a well-defined group of Tempo™ and Meta™ 1256D pacemakers which have been observed to exhibit premature battery depletion. This is an extension of a previous Tempo™/Meta™ advisory dated 6/6/00. The following recommendations are made:</p> <p>For patients who are significantly pacemaker dependent. The decision as to whether or not to replace a pacemaker prophylactically remains one of clinical judgment. We therefore recommend that you strongly consider replacing these pacemakers on a prophylactic basis for all patients who are significantly pacemaker dependent, unless pacemaker replacement is medically contraindicated.</p> <p>For patients who are not considered pacemaker dependent. Again, this is a matter of clinical judgment. In the event a device is not replaced, continued routine monitoring is advised.</p>

Model Identification	Advisory	Follow-up Recommendations at Time of Advisory
Meta™ DDDR (Model 1256)	6/6/2000 Class II Integrated circuit failure due to electrostatic discharge during manufacturing resulting in no output or sensing anomalies.	<p>This Advisory applies to a well-defined group of Meta™ 1256 pacemakers, which have been observed to exhibit decreased reliability. The following recommendations are made:</p> <p>For patients who are significantly pacemaker dependent. The decision as to whether or not to replace a pacemaker prophylactically remains one of clinical judgment. We therefore recommend that you strongly consider replacing these pacemakers on a prophylactic basis for all patients who are significantly pacemaker dependent, unless pacemaker replacement is medically contraindicated.</p> <p>For patients who are not considered pacemaker dependent. Again, this is a matter of clinical judgment. In the event a device is not replaced, continued routine monitoring is advised.</p>

Pacemaker and CRT-P Devices

Model Identification		Follow-up Recommendations at Time of Advisory
<p>Tempo™ (Models 1102, 1902, 2102, 2902) Meta™ (Model 1256D)</p>	<p>6/6/2000 Class II Dendritic growth at the battery/hybrid connection could cause a short circuit, which in turn could result in premature battery depletion.</p>	<p>This Advisory applies to a well-defined group of Tempo™ and Meta™ 1256D pacemakers, which have been observed to exhibit premature battery depletion. The following recommendations are made:</p> <p>For patients who are significantly pacemaker dependent. The decision as to whether or not to replace a pacemaker prophylactically remains one of clinical judgment. We therefore recommend that you strongly consider replacing these pacemakers on a prophylactic basis for all patients who are significantly pacemaker dependent, unless pacemaker replacement is medically contraindicated.</p> <p>For patients who are not considered pacemaker dependent. Again, this is a matter of clinical judgment. In the event a device is not replaced, continued routine monitoring is advised.</p>
Advisory		Follow-up Recommendations at Time of Advisory
<p>Trilogy™ (Models 2250L, 2260L, 2264L, 2308L, 2318L, 2350L, 2360L, 2364L)</p>	<p>3/10/2000 Class II Risk of malfunction due to an anomaly of the pacemaker's microprocessor. Typical manifestations of this anomaly are dashes observed on the programmer screen, unexpected rate variation, abnormally high battery current drain, and mode change.</p>	<p>Continued monitoring of Trilogy™ devices affected by an Advisory issued in July 1999 has revealed an additional low level of adverse events. A sub-population of the above models, principally those manufactured before January 1999, is potentially affected by a risk of malfunction due to an anomaly of the pacemaker's microprocessor. To date this has been reported in only 0.11% of the implanted population. Typical manifestations of this anomaly are:</p> <ul style="list-style-type: none"> Interrogation/programming difficulties, including the presence of dashes (—) on the programmer screen for some parameter values after interrogation Unexpected rate variations Abnormally high battery current drain Mode change <p>The presence of dashes on the programmer screen is typically caused by partial programming of one or more of the programmed parameters and may be corrected by reprogramming. In the event that observed dashes (—) cannot be resolved by reprogramming, please contact your St. Jude Medical representative, as it may be possible to resolve the situation non-invasively via special programming and may not be indicative of a microprocessor anomaly.</p> <p>Considering the low level of incidence of this anomaly, the following steps are recommended:</p> <ol style="list-style-type: none"> 1. Assess the patient population, relative to the potential for an inappropriate mode change to single-chamber atrial pacing, to determine which patients are pacemaker-dependent and have an inadequate ventricular escape rhythm. 2. Replacement of a device always remains a matter of clinical judgement, including balancing the clinical risk associated with pacemaker replacement against the risk of device malfunction. 3. Almost all microprocessor malfunctions described in this notification were found during routine follow-up. This reinforces the importance that pacemaker patients should be followed regularly in accordance with best prevailing medical practices.

Pacemaker and CRT-P Devices

Model Identification	Advisory	Follow-up Recommendations at Time of Advisory
Affinity™ (Models 5130L, 5130R, 5330L, 5330R, 5230L, 5230R)	2/14/2000 Class II An unsecured resistor connection to the hybrid circuit might cause abnormal measured data, false RRT indication, backup VVI mode, or intermittent loss of output.	<p>This advisory applies to a very specific, well-defined group of Affinity devices that have been implanted worldwide. The device may exhibit any or all of the following output anomalies:</p> <ul style="list-style-type: none"> Abnormal measured battery data, A false recommended replacement (RRT) indication, Reversion to back-up VVI mode, Intermittent loss of output. One marker of an affected device that may be apparent during a routine follow-up interrogation is an abnormally high reading for battery current (taking into consideration the device's programmed output parameters). <p>If this or an early indication of RRT or reversion to back-up VVI mode is observed, please contact your local St. Jude Medical representative or Technical Services. Although the time course is variable, these behavioral anomalies will occur before there is any affect on device output.</p>

Model Identification	Advisory	Follow-up Recommendations at Time of Advisory
Trilogy™ (Models 2250L, 2260L, 2264L, 2308L, 2318L, 2350L, 2360L, 2364L)	7/19/1999 Class II Premature battery depletion caused by a current leakage path that could be created during the laser welding process to attach the battery to the device hybrid	<p>Analysis of the clinical data associated with the failed devices has shown that an early increase in battery impedance could be observed at one or more previous routine follow-up visits prior to reaching RRT. The observed rise in battery impedance is an earlier and more reliable indicator than the reported battery voltage. The battery depletion, although accelerated, does not occur abruptly and patients can be monitored using the measured data telemetry in the pacemaker. The following follow-up schedule and device monitoring is advised.</p> <ol style="list-style-type: none"> For patients who have had a follow-up visit at least 12 months after their device was implanted, check the measured data printout from the last follow-up evaluation. If a battery impedance of "$< 1 \text{ k}\Omega$" was recorded, continue to monitor the battery impedance with your routine follow-up schedule for that patient (6-month intervals recommended). If follow-up visits every 6 months is not your routine schedule, then an additional visit at 18 months should be performed. For patients who have not yet had a follow-up visit at least 12 months after their device was implanted, the following is recommended: <ul style="list-style-type: none"> If the patient has had their device implanted for less than two months or has not had a device interrogation with measured data within the last three months, an evaluation of the battery impedance is recommended as soon as possible. This should be printed and a copy retained in the patient's pacemaker or office chart. Otherwise, if the battery impedance from the most recent evaluation is "$< 1 \text{ k}\Omega$," begin an every 3-month follow-up schedule with respect to measured data telemetry until that value has been recorded at least 12 months post-implant. Thereafter, continue to monitor the battery impedance with your routine follow-up schedule for that patient (6-month intervals recommended). If follow-up visits every six months is not your routine schedule, then an additional visit at 18 months should be performed. <p>If the battery impedance reading is $1 \text{ k}\Omega$ or higher and the pacemaker has been implanted for less than two years, it is likely that the system is demonstrating accelerated battery depletion. Please contact your local Field Representative or Technical Services.</p>

Left-Heart Leads

Model Identification	Advisory	Follow-up Recommendations at Time of Advisory
<p>QuickSite™ (Models 1056T, 1058T) QuickFlex™ (Models 1156T, 1158T)</p>	<p>4/3/2012 Class II</p> <p>Abrasion of the silicone insulation in the distal portion of QuickSite and QuickFlex leads has led to visual observations of externalized conductors.</p> <p>There have been no reports of death or serious injury associated with the externalized conductors; likewise there have been no electrical dysfunctions attributable to the externalized conductors.</p> <p>The reported rate of externalized conductors in the QuickSite and QuickFlex leads is 0.023%, based on 39 confirmed cases of externalized conductors in a population of approximately 82,000 QuickSite and 89,000 QuickFlex leads sold worldwide.</p> <p>This issue is under-detected because these cases are visual observations without any signs of electrical dysfunction and fluoroscopic/xray imaging is not routine. Based on a review of returned leads and available fluoroscopic and x-ray images of patients with QuickSite and QuickFlex leads (1,219 leads), it is estimated that the incidence of conductor externalization on these leads may be 3% to 4%.</p>	<p>St. Jude Medical and its Medical Advisory Board recommend that physicians continue to monitor their patient's implanted system at regularly scheduled intervals with attention paid to diagnostic information related to LV pacing performance, in particular LV lead impedance and capture thresholds. Programming of alerts that monitor lead impedance changes outside of the nominal range and enabling the patient notifier should be considered. A special X-ray or fluoroscopic imaging is not recommended for LV CRT leads with normal electrical function. CRT pacing functionality should be evaluated during routine device checks and only leads exhibiting electrical anomalies that cannot be reprogrammed to deliver effective CRT pacing should be considered for replacement.</p> <p>Current Status (December 31, 2014): At the time of the advisory there was a worldwide reported externalized conductor rate of 0.023% in QuickSite and QuickFlex leads. As of December 31, 2014, the worldwide reported externalized conductor rate for QuickSite and QuickFlex leads was 0.11%.</p>

Defibrillation Leads

Model Identification	Advisory	Follow-up Recommendations at Time of Advisory
<p>Riata™ Defibrillation Lead (Models 1570, 1571, 1572, 1580, 1581, 1582) Riata™ i Defibrillation Lead (Models 1560, 1561, 1562, 1590, 1591, 1592) Riata™ ST Defibrillation Lead (Models 7000, 7001, 7002, 7010, 7011, 7040, 7041, 7042)</p>	<p>11/28/2011 Class I</p> <p>Externalized conductors occur when an abrasion results in an outer insulation breach, allowing the normally contained conductors to become visible outside the lead body. Even though causality cannot be established, when externalized conductors are accompanied by reports of electrical malfunction, these reports typically include pacing or defibrillation impedance changes, inappropriate therapy, noise and oversensing, and pacing threshold rise. Externalized conductors have not been observed in Riata ST Optim™ and Durata™ models due to the presence of an abrasion resistant outer Optim™ lead insulation sheath.</p> <p>A summary of the types and incidence rates of Riata lead abrasion malfunctions is presented on pages 279-283 of this Product Performance Report.</p>	<p>St. Jude Medical and its Medical Advisory Board (MAB) make the following recommendations, which are consistent with standard best practices and our December 2010 product communication.</p> <p>Whenever possible, monitor devices and leads remotely and advise your patients of the importance of contacting you should they experience any adverse events. St. Jude Medical remote monitoring features can be used to detect electrical changes early that may be associated with externalized conductors.</p> <p>Continue to monitor your patient's implanted system at regularly scheduled intervals with particular attention to diagnostic information related to defibrillation lead performance. The recommendations for frequency of in-person are a follow-up period of every 3 - 6 months for ICD/CRT-D devices per the HRS/EHRA consensus.</p> <p>Review lead measurements including pacing and high voltage lead impedances per your standard follow-up procedures in particular looking for significant changes from the patient's previous follow-up visits.</p> <p>If there is evidence of a lead electrical failure, manage the patient per standard practice.¹ This may include x-ray or fluoroscopy. Additional testing, if necessary, could include provocative methods such as shoulder and arm movements and deep respiration while looking at the surface ECG and intracardiac electrograms with the programmer, which may reveal an intermittent problem associated with any source of lead electrical failure if one exists.</p> <p>The value of routine x-ray or fluoroscopy for patients with leads having no electrical abnormalities is unknown at this time and is therefore not recommended.</p> <p>In addition, prophylactic explant or replacement of a lead without electrical dysfunction is not recommended.</p> <p>Currently there is no expert consensus regarding whether patients undergoing pulse generator replacement should undergo fluoroscopy or lead replacement should an externalized conductor without electrical anomalies be present. This is, in part, because the risk versus benefit of replacing a lead in such a patient may vary from patient to patient and center to center. Clinical decisions in this setting should be individualized based on specific patient conditions and circumstances.</p> <p>Based on input from the MAB, St. Jude Medical is conducting a prospective study to evaluate further the incidence of externalized conductors and the long-term performance of leads with externalized conductors that do not exhibit electrical abnormalities.</p> <p>Current Status (February 28, 2015): At the time of the advisory there was a worldwide reported all-cause insulation abrasion rate of 0.63% for Riata silicone leads. The worldwide reported rate for the subcategory of externalized conductors in Riata silicone leads was 0.10%. As of February 28, 2015, there have been additional reports. The worldwide reported rates of all-cause abrasion and externalized conductors for Riata silicone leads was 3.75% and 2.02% respectively.</p> <p>Four cases of Riata silicone insulation breach due to inside-out abrasion in the short region not protected by Optim insulation have been identified.</p> <p>The latest information related to the silicone Riata lead advisory, including references to independent studies of Riata performance, can be obtained at www.RiataCommunication.com.</p>

¹ Epstein, A.E. "Troubleshooting of Implantable Cardioverter-Defibrillators." Clinical Cardiac Pacing, Defibrillation, and Resynchronization Therapy, 3rd ed. Eds. Ellenbogen, K.A., Kay G.N., Lau, C-P., Wilkoff, B.L. Philadelphia: Elsevier, 2007. 1063-1086.

Defibrillation Leads

Model Identification	Advisory	Follow-up Recommendations at Time of Advisory
<p>Riata™ Defibrillation Lead (Models 1570, 1571, 1572, 1580, 1581, 1582) Riata™ i Defibrillation Lead (Models 1560, 1561, 1562, 1590, 1591, 1592) Riata™ ST Defibrillation Lead (Models 7000, 7001, 7002, 7010, 7011, 7040, 7041, 7042)</p>	<p>12/15/2010 Outside US Only</p> <p>Abrasion of silicone defibrillation leads is acknowledged within the clinical community as a well known clinical risk and is documented in the literature as the number one cause of lead failure across the industry with reported failure rates ranging from 3 to 10%. After more than 9 years of clinical use and approximately 227,000 implants, silicone insulated Riata™, Riata™ i, and Riata™ ST defibrillation leads have exhibited an insulation abrasion rate of 0.47% (inclusive of confirmed returns and complaints/observations with no associated return). There are several factors that can contribute to lead abrasion in implanted pacing and defibrillation systems, including physiological stresses placed on the lead due to patient anatomy, implant orientation, and mechanical stresses applied from concomitant devices in the body.</p> <p>A summary of the types and incidence rates of Riata lead abrasion malfunctions is presented on pages 279-283 of this Product Performance Report.</p>	<p>Continue to monitor your patient's implanted system at regularly scheduled intervals with particular attention to diagnostic information related to defibrillation lead performance. The recommendations for frequency of in-person or remote monitoring are a follow-up period of every 3 - 6 months for ICD/CRT-D devices per the HRS/EHRA consensus.</p> <p>Review lead measurements including pacing and high voltage lead impedances per your standard follow-up procedure in particular looking for significant changes from the patient's previous follow-up visits.</p> <p>If there is evidence of a lead electrical failure, manage the patient per standard practice.¹ This may include x-ray or fluoroscopy. Additional testing if necessary could include provocative methods such as shoulder and arm movements and deep respiration while looking at the surface ECG and intracardiac electrograms with the programmer, which may reveal an intermittent problem if one exists.</p> <p>Consider remote monitoring and advise your patients of the importance of contacting you if they experience any adverse events.</p> <p>Current Status (February 28, 2015): At the time of the advisory there was a worldwide insulation abrasion rate of 0.47% for Riata silicone leads. As of February 28, 2015, there have been additional reports and the worldwide reported insulation abrasion rate is 3.75%.</p>

¹ Epstein, A.E. "Troubleshooting of Implantable Cardioverter-Defibrillators." Clinical Cardiac Pacing, Defibrillation, and Resynchronization Therapy, 3rd ed. Eds. Ellenbogen, K.A., Kay G.N., Lau, C-P., Wilkoff, B.L. Philadelphia: Elsevier, 2007. 1063-1086.

ICM Devices

Model Identification	Advisory	Follow-up Recommendations at Time of Advisory
SJM Confirm™ ICM (Models DM2100, DM2102)	<p>3/11/2011 Class II US and Germany</p> <p>A product firmware upgrade using the Merlin™ Patient Care System (PCS) programmer running software versions 10.1.1.3, 10.1.1.2, or 11.2.2 leaves the implantable cardiac monitor device in a state which results in increased current usage. If not corrected this state could result in premature battery depletion.</p>	<p>If you are following any patients implanted with the SJM Confirm Models DM2100 or DM2102 and their device was upgraded using the Merlin programmer with the above mentioned software versions it is recommended to determine the patient's clinical reason for the implant and their continued need for the device:</p> <ul style="list-style-type: none"> ■ If the device has previously been used to record and assist in the diagnosis of an arrhythmia and is no longer needed, no further action is required. The device will exhaust its battery capacity prior to the 3 year expected longevity. ■ If the unit is still indicated for diagnosing a potential clinical arrhythmia, contact your Field Clinical Engineer and he/she will assist in calculating the projected remaining longevity. If appropriate, the microprocessor operation can be reset to the nominal current drain. ■ If the device is no longer indicated it can be left implanted until such time that a routine explant is desired. <p>If the device is determined to be necessary and is experiencing increased current usage as described above, it can be corrected with assistance from your Sales Representative or St. Jude Medical Technical Services.</p> <p>St. Jude Medical is in the process of developing new Merlin PCS programmer software that will properly upgrade SJM Confirm devices.</p> <p>Current Status (December 31, 2014): At the time of the advisory, 83 implanted devices world-wide were identified as having undergone the problematic firmware upgrade. All of these devices have been corrected using the Merlin PCS programmer or were determined by the clinician to not require further action because the device had already provided the necessary diagnostic information and was no longer required. There have been no additional implanted devices confirmed to have been affected by this issue. Updated Merlin PCS programmer software has been implemented which prevents this issue from occurring in the future.</p>

Remote Monitoring/Transmitters

Model Identification	Advisory	Follow-up Recommendations at Time of Advisory
Merlin@home™ RF Remote Monitoring Transmitter EX1150	<p data-bbox="525 342 1003 391">12/18/2014 Class II</p> <p data-bbox="525 407 1003 553">A low incidence of Merlin@home transmitters initiating a software reset resulting in backup operation in some implanted St. Jude Medical Radio Frequency (RF) enabled Implantable Cardioverter Defibrillators (ICDs) and Pacemakers. Potentially affected RF devices include the St. Jude Medical Ellipse™, Fortify Assura™, Unify Assura™, and Quadra Assura™ ICDs and Assurity™ and Allure™ Pacemakers.</p> <p data-bbox="525 570 1003 862">In the event that an Ellipse, Fortify Assura, Unify Assura, or Quadra Assura ICD enters backup mode, the nominal operational settings will be VVI pacing mode, 67 ppm, 5.0v/0.6ms with bipolar pacing output and defibrillation settings of a VF detection rate of 146 bpm and 36J high voltage therapy. In the event an Assurity or Allure pacemaker enters backup mode, it will have output settings of VVI pacing mode, 67 ppm, 5.0v/0.6ms with unipolar pacing. This issue can only occur when the patient is being actively monitored by a Merlin@home RF bedside transmitter. If a device enters backup mode, the Merlin@home system will detect it and an alert will be provided to the clinic. Additionally, the ICD will deliver a patient vibratory alert and the pacemaker will deliver a patient audible alert.</p> <p data-bbox="525 878 1003 1138">For Ellipse, Fortify Assura, Unify Assura and Quadra Assura ICDs, the rate of occurrence is 0.25% based on 55,000 devices followed via Merlin.net™ remote monitoring. For Assurity and Allure pacemakers, the rate of occurrence is 0.016% based on 12,000 devices followed remotely. All pacemakers and the vast majority (approximately 90%) of ICDs reported to exhibit backup operation as a result of this anomaly were non-invasively restored to normal operation. In approximately 10% of the ICD cases, software was unable to be successfully restored and a device replacement was performed. The software download procedure was revised to ensure a successful download if an incident of a software reset were to occur in the future.</p> <p data-bbox="525 1154 1003 1287">There have been no reported cases of serious injury or death associated with this anomaly. The issue will be resolved with a software update of the Merlin@home transmitter that will be performed automatically over its telephone, broadband, or cellular connection without requiring any action from you or your patients.</p>	<p data-bbox="1003 342 1955 472">The Merlin@home transmitter software has been modified to prevent this issue from occurring and has received FDA approval. A Merlin@home software update will be performed automatically over its telephone, broadband, or cellular connection without requiring any action from you or your patients. No changes to your patient's remote or in-clinic follow up schedules are required. The process of automatically "uploading" this new version of software to patient transmitters has begun. Patients with implanted devices not mentioned above, patients who are being remotely followed with inductive telemetry (wand directly over the device) and patients not being followed remotely are not affected by this issue.</p> <p data-bbox="1003 488 1955 570">Current Status (March 31, 2015): The worldwide event rate of Merlin@home transmitters initiating a software reset resulting in backup operation for Ellipse, Fortify Assura, Unify Assura and Quadra Assura ICDs, was 0.30% based on 83,000 devices followed via Merlin.net™ remote monitoring. For Assurity and Allure pacemakers, the rate of occurrence was 0.06% based on 12,000 devices followed remotely.</p>

HEALTHCARE PROFESSIONAL COMMUNICATIONS

HEALTHCARE PROFESSIONAL COMMUNICATIONS

Pacemaker and CRT-P Devices

Model Identification	Communication	Details
<p>Affinity™, Entity™, Integrity™, Identity™, Sustain™, Frontier™, Victory™ and Zephyr™ models</p>	<p>1/29/2014 Worldwide As part of St. Jude Medical's commitment to communications on device performance, and in consultation with our Medical Advisory Board, we provided Health Care Professionals information regarding possible effects of electrocautery on older generation St. Jude Medical pacemakers.</p>	<p>St. Jude Medical has reviewed incident reports on specific older generation pacemaker models exposed to electrocautery. When devices from these pacemaker families are exposed to electrocautery (as well as the PEAK PlasmaBlade™blade), they may exhibit a temporary change in function that could persist for 30 seconds or longer after the electrocautery exposure has been terminated. The duration of the effect depends on several factors including the battery voltage of the device, the energy of the electrocautery output, and the distance from the electrocautery source to the implanted system. The most clinically significant observation has been loss of capture due to a transient reduction in the pacing output voltage. Placing a magnet over the device or programming to an asynchronous pacing mode will not prevent this temporary reduction in pacing output.</p> <p>The effects of electrocautery on cardiac implantable electronic device operation are well documented in the scientific literature and most, if not all, pacemaker and implantable cardioverter defibrillator (ICD) User's Manuals include labeling about the use of electrosurgery equipment and its possible effects on the operational characteristics and/or internal circuitry of these devices.</p> <p>As is the case with all perioperative assessments in patients with cardiac implantable electronic devices, evaluating the individual patient's dependence on the implanted device should be assessed prior to any procedure that would ordinarily require electrocautery, particularly a pacemaker procedure. If pacemaker dependency is identified, either do not use electrocautery or employ appropriate precautions to ensure that the heart rate will be supported in the presence of electrocautery. Consideration of placing a temporary transvenous pacemaker is appropriate.^{1,2}</p> <p>All St. Jude Medical pacemaker and ICD User's Manuals provide Warnings and Precautions regarding the use of electrosurgical devices in the vicinity of an implanted device.</p> <p>Importantly, the more recent families of St. Jude Medical pacemakers (Accent and Anthem) and all ICDs are not subject to this temporary change in function from the extended effects of electrocautery.</p> <p>References: ¹ Hayes and Friedman, Cardiac Pacing, Defibrillation and Resynchronization, 2nd Edition, p. 192 ² Ellenbogen and Wood, Cardiac Pacing and ICDs, 4th Edition, p. 227</p>

INDEX

CRT Devices

	Pg
Allure Quadra™ RF CRT-P (PM3242)	58
Anthem™ RF CRT-P (PM3210)	59
Atlas™ II + HF CRT-D (V-366)	43
Atlas™ II HF CRT-D (V-365)	44
Atlas™ + HF CRT-D (V-343)	45
Frontier™ II CRT-P (5586)	61
Promote™ RF CRT-D (3207-36)	41
Promote™ + CRT-D (CD3211-36Q)	37
Promote™ + CRT-D (CD3211-36)	39
Quadra Assura™ CRT-D (CD3265-40Q)	24
Quadra Assura™ CRT-D (CD3265-40)	26
Quadra Assura™ CRT-D (CD3365-40C)	21
Quadra Assura™ CRT-D (CD3365-40Q)	19
Unify™ CRT-D (CD3231-40Q)	33
Unify™ CRT-D (CD3231-40)	35
Unify Assura™ CRT-D (CD3257-40Q)	27
Unify Assura™ CRT-D (CD3257-40)	28
Unify Assura™ CRT-D (CD3357-40C)	23
Unify Assura™ CRT-D (CD3357-40Q)	22
Unify Quadra™ CRT-D (CD3249-40Q)	29
Unify Quadra™ CRT-D (CD3249-40)	31

Left-Heart Leads

	Pg
Quartet™ (1458Q)	67
QuickFlex™ (1156T)	71
QuickFlex™ XL (1158T)	73
QuickFlex™ μ (1258T)	69
QuickSite™ (1056T)	77
QuickSite™ (1056K)	79
QuickSite™ XL (1058T)	75

ICDs

	Pg
Atlas™ II + DR (V-268)	105
Atlas™ + DR (V-243)	106
Atlas™ II VR (V-168)	134
Atlas™ + VR (V-193)	135
Current™ + DR (CD2211-36Q)	98
Current™ + DR (CD2211-36)	100

ICDs

	Pg
Current™ DR RF (2207-30)	104
Current™ DR RF (2207-36)	102
Current™ VR RF (1207-36)	132
Current™ + VR (CD1211-36Q)	129
Current™ + VR (CD1211-36)	131
Ellipse™ DR (CD2311-36Q)	90
Ellipse™ DR (CD2311-36)	91
Ellipse™ DR (CD2411-36C)	87
Ellipse™ DR (CD2411-36Q)	86
Ellipse™ VR (CD1311-36Q)	124
Ellipse™ VR (CD1311-36)	125
Ellipse™ VR (CD1411-36C)	119
Ellipse™ VR (CD1411-36Q)	118
Epic™ + VR (V-196)	136
Fortify™ DR (CD2231-40Q)	94
Fortify™ DR (CD2231-40)	96
Fortify™ VR (CD1231-40Q)	126
Fortify™ VR (CD1231-40)	128
Fortify Assura™ DR (CD2257-40Q)	92
Fortify Assura™ DR (CD2257-40)	93
Fortify Assura™ DR (CD2357-40C)	89
Fortify Assura™ DR (CD2357-40Q)	88
Fortify Assura™ VR (CD1257-40Q)	122
Fortify Assura™ VR (CD1257-40)	123
Fortify Assura™ VR (CD1357-40C)	121
Fortify Assura™ VR (CD1357-40Q)	120

Defibrillation Leads

	Pg
Durata™ (7122)	158
Durata™ DF4 (7120Q, 7121Q)	152
Durata™ (7120, 7121)	156
Durata™ DF4 (7122Q)	154
Durata™ DF4 (7170Q, 7171Q)	150
Optisure™ DF4 (LDA210Q)	149
Optisure™ DF4 (LDA220Q)	148
Riata™ (1570, 1571)	173
Riata™ (1580, 1581)	174
Riata™ (1582)	172
Riata™ i (1560, 1561)	170
Riata™ i (1590, 1591)	171
Riata™ ST (7000, 7001)	168

Defibrillation Leads

Riata™ ST (7002)	Pg	167
Riata™ ST (7010, 7011)		165
Riata™ ST (7040, 7041)		166
Riata™ ST Optim™ (7020, 7021)		162
Riata™ ST Optim™ (7022)		164
Riata™ ST Optim™ (7070, 7071)		160
SPL™ (SP01, SP02, SP03, SP04)		177
TVL™ ADX (1559)		176

Pacemakers

Accent™ DR (PM2110)	Pg	190
Accent™ DR RF (PM2210)		188
Accent™ SR (PM1110)		219
Accent™ SR RF (PM1210)		220
Affinity™ DC (5230)		208
Affinity™ DR (5330, 5331)		208
Affinity™ SR (5130, 5131)		231
Assurity™ DR RF (PM2240)		187
Assurity™ VR (PM1240)		218
Endurity™ DR (PM2160)		186
Endurity™ VR (PM1160)		217
Entity™ DC (5226)		207
Entity™ DR (5326)		207
Identity™ (5370)		205
Identity ADx™ DR (5380)		201
Identity ADx™ SR (5180)		227
Identity ADx™ XL DC (5286)		202
Identity ADx™ XL DR (5386)		202
Identity™ SR (5172)		228
Identity™ XL (5376)		206
Integrity™ ADx DR (5366)		200
Integrity™ AFx DR (5342, 5346)		204
Integrity™ SR (5142)		230
Microny™ (2425T, 2525T, 2535K)		229
Verity ADx™ XL DC (5256)		199
Verity ADx™ XL DR (5356)		199
Verity ADx™ XL DR M/S (5357M/S)		199
Verity ADx™ XL SC (5056)		226
Verity ADx™ XL SR (5156)		226
Verity ADx™ XL SR M/S (5157M/S)		226
Victory™ DR (5810)		194

Pacemakers

Victory™ SR (5610)	Pg	225
Victory™ XL DR (5816)		197
Zephyr™ DR (5820)		192
Zephyr™ SR (5620)		224
Zephyr™ XL DR (5826)		195
Zephyr™ XL SR (5626)		222

Pacing Leads

AV Plus™ DX (1368)	Pg	265
IsoFlex™ P (1648T)		257
IsoFlex™ S (1642T)		258
IsoFlex™ S (1646T)		259
IsoFlex™ Optim™ (1944)		243
IsoFlex™ Optim™ (1948)		245
OptiSense™ (1699T, 1699TC)		247
OptiSense™ (1999)		241
Passive Plus™ DX (1336T, 1342T, 1346T)		268
Tendril™ (1148T, 1188T)		266
Tendril™ (1782T, 1782TC)		253
Tendril™ (1788T, 1788TC)		255
Tendril™ DX (1388T, 1388TC)		266
Tendril™ SDX (1488T, 1488TC)		263
Tendril™ SDX (1688T, 1688TC)		261
Tendril™ ST Optim™ (1882T, 1882TC)		251
Tendril™ ST Optim™ (1888T, 1888TC)		249
Tendril™ STS (2088TC)		239

Implantable Cardiac Monitors

SJM Confirm™ (DM2100)	Pg	275
-----------------------	----	-----

Focus on Clinical Performance

Update on Durata™ Lead Performance	Pg	284
Update on Optim™ Lead Insulation		289
Update on Riata™ Lead Performance		279

INDEX OF PHASED-OUT MODELS

PHASED-OUT MODELS

As stated in the introduction of this Product Performance Report, product performance is plotted over a maximum range of 20 years, with a minimum of 500 registered implants required for inclusion in the report. As such, models that no longer meet the criteria for inclusion have been phased-out of the Product Performance Report over time. In order to provide our customers with information on these phased-out models, an index including the final edition for each phased-out model has been included. Previous Product Performance Reports can be viewed on the web at www.SJMprofessional.com.

CRT Devices

Atlas™ + HF (V-340)
Epic™ HF (V-337)
Epic™ HF (V-338)
Epic™ II HF (V-355)
Frontier™ (5508)
Promote™ (3107-36)
Promote™ RF (3207-30)

Final Edition

Apr 2011
Apr 2011
May 2010
Apr 2011
May 2010
Nov 2010
May 2014

ICDs

Atlas™ DR (V-240)
Atlas™ DR (V-242)
Atlas™ II DR (V-265)
Atlas™ VR (V-199)
Contour™ II (V-185, V-185AC, V-185B, V-185C, V-185D)
Contour™ MD (V-175, V-175AC, V-175B, V-175C, V-175D)
Current™ DR (2107-36)
Current™ VR (1107-36)
Current™ VR (1207-30)
Epic™ + DR (V-236)
Epic™ + DR (V-239)
Epic™ DR (V-233)
Epic™ DR (V-235)
Epic™ II DR (V-255)
Epic™ II DR (V-258)
Epic™ II VR (V-158)
Epic™ VR (V-197)
Photon™ DR (V-230HV)
Photon™ μ DR (V-232)
Photon™ μ VR (V-194)
Profile™ (V-186F, V-186HV3)

Final Edition

May 2010
Dec 2014
May 2014
Nov 2010
May 2008
May 2010
Nov 2010
May 2010
Nov 2013
May 2010
May 2014
Apr 2011
Nov 2010
May 2010
Nov 2013
Nov 2013
Nov 2010
Oct 2007
Oct 2009
May 2010
Oct 2007

Defibrillation Leads

Riata™ ST Optim™ (7030, 7031)
TVL™ RV (RV01, RV02, RV03, RV06, RV07)
TVL™ SVC (SV01, SV02, SV03)

Final Edition

Nov 2013
May 2010
May 2010

Pacemakers

AddVent™ (2060)
Affinity™ VDR (5430)
Integrity™ μ SR (5136)
Integrity™ ADx DR (5360)
Integrity™ ADx SR (5160)
Integrity™ μ DR (5336)
Meta™ DDDR (1256)
Meta™ DDDR (1256D)
Paragon™ (2010, 2011, 2012)
Paragon™ II (2016)
Paragon™ III (2304, 2314, 2315)
Phoenix™ II (2005, 2008, 2009)
Phoenix™ III (2204, 2205)
Regency™ SC+ (2400L, 2402L)
Solus™ (2002, 2003)
Solus™ II (2006, 2007)
Synchrony™ II (2022, 2023)
Synchrony™ III (2028, 2029)
Tempo™ D (2902)
Tempo™ DR (2102)
Tempo™ V (1102)
Tempo™ VR (1902)
Trilogy™ DC (2308)
Trilogy™ DC+ (2318)
Trilogy™ DR (2350)
Trilogy™ DR+ (2360, 2364)
Trilogy™ SR (2250)
Trilogy™ SR+ (2260, 2264)

Final Edition

May 2010
May 2010
Nov 2013
Nov 2013
Nov 2013
Nov 2010
Oct 2008
Oct 2008
Nov 2010
Nov 2010
May 2010
Nov 2010
Nov 2010
Apr 2009
May 2010
Nov 2010
Nov 2010
Oct 2009
May 2010
Oct 2008
Oct 2008
May 2010
Oct 2006
Oct 2009
May 2010
Oct 2009
Apr 2007
May 2010
Oct 2009
Nov 2010

PHASED-OUT MODELS

Pacing Leads

ACE™ (1015M, 1025M)
Fast-Pass™ (1018T, 1028T)
IsoFlex™ P (1644T)
Passive Plus™ (1135K, 1143K, 1145K, 1235K, 1243K, 1245K)
Passive Plus™ (1136T, 1142T, 1146T, 1222T, 1226T,
1236T, 1242T, 1246T)
Passive Plus™ DX (1343K, 1345K)
Permathane™ ACE (1035M)
Permathane™ ACE (1036T, 1038T)
Tendril™ (1188K)
Tendril™ DX (1388K)
Unipolar Lead (Model 1007)

Final Edition

Oct 2009
Oct 2009
Apr 2011
May 2010
Dec 2014

May 2010
May 2010
May 2010
May 2010
May 2010
May 2010

Rx Only

Brief Summary: Prior to using these devices, please review the Instructions for Use for a complete listing of indications, contraindications, warnings, precautions, potential adverse events and directions for use.

Unless otherwise noted, ™ indicates that the name is a trademark of, or licensed to, St. Jude Medical or one of its subsidiaries. ST. JUDE MEDICAL and the nine-squares symbol are trademarks and service marks of St. Jude Medical, Inc. and its related companies. © 2015 St. Jude Medical, Inc. All Rights Reserved.

St. Jude Medical Inc.

Global Headquarters
One St. Jude Medical Drive
St. Paul, Minnesota 55117
USA
T +1 651 756 2000 | **F** +1 651 756 3301

St. Jude Medical Inc.

Implantable Electronic Systems
15900 Valley View Court
Sylmar, California 91342
USA
T +1 818 362 6822 | **F** +1 818 364 5814

St. Jude Medical S.C., Inc.

Americas Division
6300 Bee Cave Road
Bldg. Two, Suite 100
Austin, Texas 78746
USA
T +1 512 286 4000 | **F** +1 512 732 2418

SJM Coordination Center BVBA

The Corporate Village
Da Vincilaan 11-Box F1
B-1935 Zaventem, Belgium
T +32 2 774 68 11 | **F** +32 2 772 83 84

SJMprofessional.com