



Assert-IQ™  
Insertable Cardiac Monitor (ICM)

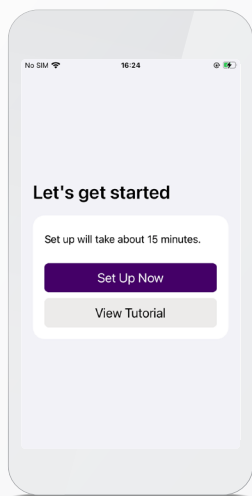
# QUICKSTART GUIDE

Pairing Your Heart Monitor with the  
myMerlin™ Mobile App



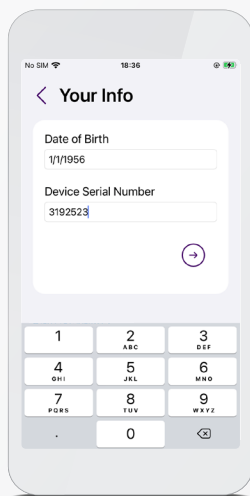
## GET STARTED

Once you have downloaded the myMerlin™ Mobile App, setup will take about 15 minutes. You will need a strong internet and Bluetooth® connection.



### STEP 1 OPEN THE myMerlin™ MOBILE APP

Tap "Set Up Now."

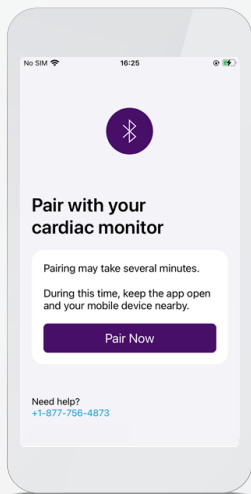


### STEP 2 ENTER YOUR INFORMATION\*

Enter your date of birth and device serial number from your Patient ID Card.

Tap on the arrow.

\*If this is not the first time pairing, you will need an activation code. You can select to receive the activation code via email or text.



### STEP 3 PAIR YOUR DEVICE


Tap “Pair Now.”

If your phone requires a Bluetooth® pairing code, a pairing request message will appear;” enter the code shown above the keypad.”

Keep your smartphone within 5 ft/1.5 m of you.

”If your smartphone’s text size is too large, you may not see the code.

”If it is an Android‡ device, type in 0000 or 1234.



### STEP 4 YOU’RE CONNECTED!

Your heart monitor is now paired with your smartphone.

From the app’s home screen, you can check your connection, record symptoms and more.

## **TROUBLESHOOTING**

For the myMerlin™ Mobile App

### **MINIMUM SMARTPHONE REQUIREMENTS**

- Android<sup>†</sup> OS version 9 or greater.
- Apple iOS<sup>‡</sup> version 15 or greater.

### **NIGHTTIME CONNECTIVITY ISSUES**

If the app does not seem to be working at night, turn OFF other Bluetooth<sup>®</sup> devices around your bed, like speakers or clocks.

### **IF YOU FORGET YOUR PHONE**

If you forget your smartphone, do not worry. Your heart monitor is continuously monitoring your heart. When you are near your phone again, the app will retrieve any new data from your heart monitor and send it to your clinic.

# FOLLOW THESE TIPS TO STAY CONNECTED



## **KEEP myMerlin™ MOBILE APP OPEN**

Do not quit the app. Remember to relaunch the app anytime your phone is restarted.



## **STAY CONNECTED TO INTERNET**

Keep your smartphone connected to Wi-Fi<sup>†</sup> or cellular data with a **STRONG** signal (should be able to access a website).



## **KEEP BLUETOOTH® ON**

This allows your smartphone to connect to your heart monitor.



## **STAY CLOSE**

Keep your smartphone close to you (within 5 feet or 1.5 meters), even while sleeping.



## **TURN OFF POWER SAVE**

In your phone's settings, turn **OFF** battery saver/optimization/low power features for the myMerlin Mobile App.



## **TURN NOTIFICATIONS ON**

Allow notifications from the myMerlin Mobile App and turn **ON** app background refresh/background data usage.

In your phone settings, the app will appear as “myMerlin™”

For more information and resources about your ICM, visit:

**[cardiovascular.abbott/AssertIQICM](https://cardiovascular.abbott/AssertIQICM)**

# SUPPORT

If your app is not working or you keep getting error messages, contact **Remote Care Technical Support**.

**Before calling, please have the following information:**

Assert-IQ™ ICM serial number from Patient ID Card

Name of clinic that monitors you

Smartphone make and model

## UNITED STATES

### Hours of support

Monday-Friday

8 a.m.-8 p.m. (EST)

+1.877.756.4873

myMerlin@abbott.com

## INTERNATIONAL

### Need help?

Contact your clinic directly with any questions.

You can also email

Remote.Monitoring@abbott.com

#### Rx Only

**Brief Summary:** Prior to using these devices, please review the Instructions for Use for a complete listing of indications, contraindications, warnings, precautions, potential adverse events and directions for use.

**Indications for Use:** Abbott ICMs are indicated for the monitoring and diagnostic evaluation of patients who experience unexplained symptoms that may be cardiac-related such as: dizziness, palpitations, chest pain, syncope, and shortness of breath, as well as patients who are at risk for cardiac arrhythmias such as bradycardia, tachycardia, and sinus pauses.

Abbott ICMs are also indicated for patients who have been previously diagnosed with atrial fibrillation (AF) or who are susceptible to developing AF. Abbott ICMs are intended to be inserted subcutaneously in the left pectoral region, also described as the left anterior chest wall. Abbott ICMs have not been specifically tested for pediatric use.

**Intended Use:** Abbott ICMs are intended to help physicians and clinicians monitor, diagnose and document the heart rhythm in patients who are susceptible to cardiac arrhythmias and unexplained symptoms by detecting arrhythmias and transmitting data for review.

**Contraindications:** There are no known contraindications for the insertion of Abbott ICMs. However, the patient's particular medical condition may dictate whether or not a subcutaneous, chronically inserted device can be tolerated.

**Potential Adverse Events:** Possible adverse events (in alphabetical order) associated with the device, include the following: allergic reaction, bleeding, chronic nerve damage, erosion, excessive fibrotic tissue growth, extrusion, formation of hematomas or cysts, infection, keloid formation and migration.

Refer to the User's Manual for detailed indications for use, contraindications, warnings, precautions and potential adverse events.

An Abbott mobile transmitter is available for patients without their own compatible mobile device.

™ Indicates a trademark of the Abbott group of companies.

‡ Indicates a third-party trademark, which is property of its respective owner.

Bluetooth and the Bluetooth logo are registered trademarks of Bluetooth SIG, Inc.

#### ABBOTT

15900 Valley View Court, Sylmar, CA 91342

Tel: +1 818 362 6822

Abbott.com

© 2023 Abbott. All Rights Reserved.

MAT-2302035 v2.0 | Item approved for U.S. use.

