

# Product Performance Report

## 2021 First Edition



# Letter from Abbott

As a world leader in the development of state-of-the-art technology for cardiac rhythm management devices, Abbott continuously strives to partner with physicians in reducing risks and facilitating the best possible patient outcomes. We understand that our products are implanted in people whose health and well-being depend on their performance. From product design through patient follow-up, Abbott employees are dedicated to product quality and patient safety.

In keeping with this commitment, we publish the Product Performance Report (PPR) semi-annually to ensure that the healthcare community and the patients it serves are informed about the performance of our cardiac devices, which include implantable cardiac monitors (ICMs), implantable cardioverter defibrillators (ICDs), implantable pacemakers, and implantable pacing and defibrillation leads. Abbott recognizes that such performance data must be transparent and consistent.

In order to meet these goals we continue our commitment to the reporting methods described in the 2009 AdvaMed document “Industry Guidance for Uniform Reporting of Clinical Performance of Cardiac Rhythm Management Pulse Generators and Leads”, which set new standards for lead performance reporting and specifically addressed the reporting of active registry performance data. Determined to provide the highest level of transparency, Abbott goes beyond the AdvaMed recommendations by identifying the root cause of each ICM, ICD, and pacemaker malfunction and providing subcategories of lead malfunctions.

Continuing within this edition of the PPR and consistent with previously published editions, Abbott reports on expanded data from actively monitored studies. Post-Approval Studies are standard practice for Abbott, providing a rich source of actively collected and continuously monitored reliability and performance data for cardiac rhythm management products. This PPR features product performance data from several Abbott post-approval studies and encompasses more than 62,000 implants from multiple product families, including leads, ICDs and pacemakers, making it the most comprehensive actively monitored product performance dataset in the industry.

As we continually strive to provide unbiased and reliable information on the performance of our products, Abbott is pleased to release the first edition of the 2021 Product Performance Report containing the latest performance information on our ICMs, ICDs, pacemakers and lead systems.

Sincerely,



**Robert Blunt**

Divisional Vice President, Quality

# Table of Contents

<b>INTRODUCTION AND OVERVIEW</b>	1
<b>CARDIAC RESYNCHRONIZATION THERAPY (CRT) DEVICES</b>	
<b>CRT ICDS</b>	
Performance Data	15
Battery Longevity	52
Summary Information	54
<b>CRT PACEMAKERS</b>	
Performance Data	63
Summary Information	71
<b>LEFT-HEART LEADS</b>	
Performance Data	76
Summary Information	93
<b>IMPLANTABLE CARDIOVERTER DEFIBRILLATOR (ICD) DEVICES</b>	
<b>DUAL-CHAMBER</b>	
Performance Data	99
Battery Longevity	124
Summary Information	126
<b>SINGLE-CHAMBER</b>	
Performance Data	135
Battery Longevity	156
Summary Information	158
<b>DEFIBRILLATION LEADS</b>	
Performance Data	167
Summary Information	198

# Table of Contents

## PACEMAKERS

### DUAL-CHAMBER

Performance Data	206
Summary Information	228

### SINGLE-CHAMBER

Performance Data	236
Summary Information	251

## PACING LEADS

Performance Data	258
Summary Information	284

## IMPLANTABLE CARDIAC MONITORS (ICMS)

Performance Data	291
Summary Information	295

### FOCUS ON CLINICAL PERFORMANCE

ICD Premature Battery Depletion Advisory Update	299
Update on Riata™ Lead Performance	302
Update on Durata™ Lead Performance	306
Update on Optim™ Lead Insulation	307

### ADVISORIES AND SAFETY ALERTS 309

### HEALTHCARE PROFESSIONAL COMMUNICATIONS 332

### INDEX 334

### INDEX OF PHASED-OUT MODELS 337

## Serving Our Mission

Abbott is advancing the treatment of heart and vascular disease through breakthrough medical technologies, allowing people to restore their health and get on with their lives. We focus on improving treatment options for coronary artery disease, cardiac rhythm management, atrial fibrillation, heart failure, structural heart and peripheral artery disease. We are here for the people we serve in their pursuit of healthy lives. This has been the way of Abbott for more than a century—passionately and thoughtfully translating science into lasting contributions to health.

Toward this mission, we maintain a rigorous approach to ensuring the quality of our products. The key elements of this effort include:

- Compliance with U.S. and international quality system standards, such as the U.S. FDA Quality Systems Regulation (21 CFR Part 820) and ISO 13485 (an international standard for the Quality Management System for medical devices)
- Thorough evaluation of product design, including extensive design verification and validation, as well as product qualification testing
- Rigorous control of the design and manufacturing processes
- Inspection and qualification of externally supplied components and materials
- Timely analysis of returned products, including extensive malfunction investigation
- Extensive internal auditing
- Post market surveillance
- Continuous improvement programs
- Ensuring the highest ethical standards

We continue to be committed to answering your questions and keeping you informed. If you have any questions or concerns, please contact your Abbott Representative or Abbott Technical Services at 1-800-722-3774. Thank you for your input and continued support, allowing Abbott to positively impact the lives of thousands of patients every year.

## What's New in This Report

### **UPDATE ON FORTIFY™, FORTIFY ASSURA™, QUADRA ASSURA™, QUADRA ASSURA MP™, UNIFY™, UNIFY ASSURA™ AND UNIFY QUADRA™**

#### **ICD PREMATURE BATTERY DEPLETION ADVISORY**

In order to provide our physician customers and patients the most up-to-date information, Abbott has included an update on the Fortify™, Fortify Assura™, Quadra Assura™, Quadra Assura MP™, Unify™, Unify Assura™ and Unify Quadra™ ICD premature battery depletion advisory in the Focus on Clinical Performance section (see pages 299-301). This section includes an update on the analysis of products returned to Abbott. Additionally, for advisory models with at least 500 active devices in service, Abbott provides a separate product performance data page.

#### **UPDATE ON RIATA™ LEAD PERFORMANCE**

Abbott continues to include an update on Riata lead performance in the Focus on Clinical Performance section (see pages 302-305). This section provides the latest Riata lead externalized conductor rates from passive complaint and returns handling, and describes in considerable detail the rates of other types of Riata insulation abrasion failure mechanisms that Abbott has identified from returns analysis.

#### **UPDATE ON DURATA™ LEAD PERFORMANCE**

Durata lead performance continues to meet expectations by all measures. Our confidence in the Durata lead performance is based on combined data from three prospective, actively monitored registries that include approximately 11,000 Optim™ insulated defibrillation leads. Additionally, this section provides details on the very low rate of abrasion failures that have been identified on Optim insulated defibrillation leads (see page 306).

#### **UPDATE ON OPTIM™ LEAD INSULATION**

The Abbott Optim lead insulation combines the best characteristics of two established lead insulation materials, polyurethane and silicone. This novel insulation technology imparts lubricity, strength, and abrasion resistance while still maintaining flexibility and biostability. This Product Performance Report provides an up-to-date statistical assessment of the benefits of Optim lead insulation on Abbott defibrillation leads (see pages 307-308).

## Customer Reported Performance Data

Product performance data derived from customer-initiated complaints and returned products is referred to as Customer Reported Performance Data. While Abbott strongly encourages the submission of any relevant complaints and product returns; this data is not proactively solicited or regularly monitored like data from the Post-Approval studies. Underreporting of events within customer reported performance data is recognized throughout our industry. Abbott is constantly improving the accuracy and utility of the data within this Product Performance Report.

### SUMMARY INFORMATION

The Customer Reported Performance Data page for each model or model group includes a table of model-specific information. Several terms from this table that are relevant to performance data calculations are defined below:

**Registered U.S. Implants** - The total number of U.S. implanted devices for which patient and device information has been provided to Abbott. This total includes devices which have been explanted or are otherwise out of service.

**Estimated Active U.S. Implants** - The total number of U.S. registered implants that have not been identified to Abbott as explanted or otherwise out of service. An adjustment is made to account for the underreporting of patient mortality. Abbott performed an analysis of the data gathered from multiple clinical studies including some Abbott sponsored studies to determine the mortality rate within the pacemaker and ICD patient population and has factored this into the estimation of the number of active U.S. implants.

**Estimated Longevity** - The estimated number of years in which a device is expected to reach its Elective Replacement Indicator (ERI), as stated in the product literature. The estimate is based on battery life approximations and empirical battery performance distributions. It is strongly affected by many factors such as programmed parameters, percentage of time paced, internal impedance, etc. For example, the 9.2 year estimated longevity of an Accent™ DR model PM2110 pacemaker is based on the mean longevity (or 50%) value in the product literature corresponding to pacing at 60 ppm, 2.5V dual-chamber output at 0.4 ms pulse width, 500 ohm lead impedance, 100% DDD pacing, and Stored EGMs On. Actual performance can vary considerably, depending on the actual programmed settings and operations.

**Normal Battery Depletion** - The condition where a returned device met its electrical specification and reached its elective replacement indicator voltage (1) with an implant duration meeting or exceeding the nominal predicted longevity at default shipped settings, or (2) with an implant duration exceeding 75% of its estimated longevity, based on longevity calculations using information from device usage and the actual device settings. The quantity of normal battery depletions reported is determined directly from laboratory analysis and does not represent any adjustment to account for underreporting.

# Introduction and Overview

## **SURVIVAL CALCULATION GENERAL METHODS**

For ICDs, pacemakers, ICMs, and leads, we compile cumulative survival data based on the actuarial (or life-table) method of survival analysis, consistent with ISO 5841-2:2014(E) “Reporting of Clinical Performance of Populations of Pulse Generators and Leads” and the 2009 AdvaMed document “[Industry Guidance for Uniform Reporting of Clinical Performance of Cardiac Rhythm Management Pulse Generators and Leads](#)”. Product performance is plotted over a maximum range of 20 years, with a minimum of 500 registered implants required for inclusion in the report, and a minimum sample size for each reported time period of 200 devices. “Survival” refers to the proper function of the device, not the survival of the patient, and is intended to illustrate the calculated probability of device survival at a given point in time. A survival probability of 99% at five years, for example, indicates that at five years after implant, the system has a 1% risk of incurring a malfunction and/or normal battery depletion. All domestically implanted devices within each model family are included in the calculations.

With the large size of the U.S. data pool, and the same products are generally used both in the U.S. and internationally, we consider the data in this report to accurately represent each device’s performance, regardless of where in the world it was implanted.

The ISO 5841-2:2014(E) “Reporting of Clinical Performance of Populations of Pulse Generators and Leads” was revised in August 2014. The revision clarified survivor definitions and reporting methods, further standardizing product performance reporting across the cardiac rhythm management implantable device and lead manufacturers.

This revision of the ISO standard specifically excludes lead malfunctions confirmed through returned product analysis which were received with no accompanying complaint from the survival probability calculations. However, to provide the highest level of transparency, Abbott continues to include malfunctions not associated with a complaint in the survival probability calculations and in the tabular display of laboratory-confirmed malfunctions.

## **ICD, PACEMAKER, AND ICM SURVIVAL ANALYSIS**

The data used for the analysis of ICDs, pacemakers, and ICMs includes up-to-date device registration information and the laboratory analysis of all domestically implanted devices returned to Abbott. The analysis measures device performance to specification, and does not reflect medical complications, such as infection, erosion, muscle stimulation or inhibition, or units implanted for fewer than 24 hours.

In accordance with ISO 5841-2:2014(E), the survival calculations for ICDs, pacemakers, and ICMs are adjusted to reduce the bias caused by underreporting of malfunctions and normal battery depletions. Abbott compared the malfunctions and normal battery depletion rates calculated from our actively monitored populations to the rates calculated from our passively monitored populations and have adjusted the survival calculations accordingly.

Survival data are presented in a single table and graph. The survival data is separated into “Including Normal Battery Depletion” and “Excluding Normal Battery Depletion” categories. The “Including Normal Battery Depletion” data reflects the frequency of device removal due to normal battery depletion and malfunction of any type. The “Excluding Normal Battery Depletion” category reflects the frequency of device removal due to malfunctions only.



# Introduction and Overview

## ICD, PACEMAKER, AND ICM MALFUNCTION REPORTING

The quantity and rate of malfunctions recorded for each ICD, pacemaker, and ICM model are presented in a tabular format on both the Customer Reported Performance Data and Actively Monitored Study Data pages. The root cause of all laboratory-confirmed malfunctions is classified into one of eight categories: Electrical Component, Electrical Interconnect, Battery, High Voltage Capacitor (ICDs and CRT-Ds only), Software/Firmware, Mechanical, Possible Early Battery Depletion, or Other. Note that in the rare cases where multiple malfunctions are identified in a single device, a single malfunction category will be selected with priority given in the order of the list above. Consistent with previous performance reports, ICD and Pacemaker malfunctions are further classified as with or without compromised therapy.

ISO 5841-2 (E) was revised in August 2014. This version of the standard (ISO 5841-2:2014 (E)) modified the definitions of device malfunctions with compromised therapy and device malfunctions without compromised therapy from the previous version of the standard (ISO 5841-2:2000 (E)). In Product Performance Reports (PPRs) published prior to July 2021, Abbott used the definitions of these terms included in ISO 5841-2:2000 (E). Beginning with the July 2021 PPR, Abbott is using the revised definitions in ISO 5841-2:2014 (E) to classify device malfunctions. Abbott maintains its commitment to provide the highest level of transparency in reporting.

### Malfunction Definitions

**Malfunction** - failure of a device to meet its performance specifications or otherwise perform as intended.

**Malfunction with Compromised Therapy** - device malfunction causing compromised pacing or defibrillation therapy (including complete loss or partial degradation) while implanted and in service.

**Malfunction without Compromised Therapy** - Pulse generator malfunction that did not compromise pacing or defibrillation therapy while implanted and in service.

Note: Therapy is not compromised as long as the critical patient-protective pacing and defibrillation therapies are available. This includes changes in device settings that occur as intended by the design and do not result in loss of critical patient protective therapies but are the reported reasons for explant. Examples include (but are not limited to): reversion to a designed "safe mode", "backup mode", "power-on reset" or other manufacturerspecific terminology, error-affecting diagnostic functions, telemetry function, data storage, malfunction of a component that causes battery to lose power quickly enough to cause premature battery depletion, but slowly enough that the condition is detected through normal follow-up before therapy is lost; mechanical problems with connector header that do not affect therapy.

### Malfunction Root Cause Category Definitions

**Electrical Component** - Findings linked to electrical components such as integrated circuits, resistors, low voltage capacitors, diodes, etc. Does not include high voltage capacitors or batteries as those are separately listed.

**Electrical Interconnect** - Findings linked to the connections between electrical components such as wires, solder joints, wire bonds, feedthroughs, etc.

**Battery** - Findings linked to the battery and its components.

**High Voltage Capacitor** - Findings linked to the high voltage capacitor and its components.

# Introduction and Overview

**Software/Firmware** - Findings linked to software or firmware function.

**Mechanical** - Findings linked to mechanical components such as headers, setscrews, fluid seals, internal supports, the hermetic case, etc.

**Possible Early Battery Depletion** - Findings where the actual reported implant time is less than 75% of the expected longevity calculated using the available device setting information and no root cause was able to be identified. Additionally, in the absence of a specific root cause finding, returned devices with insufficient device setting information to determine conclusively if battery depletion was normal or premature are conservatively classified as Possible Early Battery Depletion malfunctions.

**Other** - Findings linked to other components such as packaging and accessories, and findings where analysis is inconclusive, as well as other complications not included above.

## LEADS SURVIVAL ANALYSIS

Implanted cardiac leads are subjected to constant, complex flexural and torsional forces, interactions with other leads and/or the pulse generator device, plus other forces associated with cardiac contractions, patient physical activity, posture, and anatomy. Therefore, the functional lifetime of cardiac leads is limited and cannot be predicted with a high degree of confidence. Understanding these limitations, survival estimates are provided for all leads included in this report.

The data used for the survival analysis of leads includes up-to-date lead registration information, chronic complications (>30 days) reported by the field, and the laboratory analysis of all domestically implanted leads returned to Abbott. Complaints reported within 30 days of implant (acute observations), are considered to be related to factors other than lead malfunction, such as patient specific characteristics or implant technique, and are therefore excluded from the survival calculations, consistent with industry practice. If there is laboratory data that determines the lead to have exhibited a malfunction, and the lead is known to have been implanted for more than 24 hours, the lead is counted as a non-survivor. If a lead is the subject of a complaint report, and was implanted for more than 30 days (chronic complication), then the lead is counted as a non-survivor. These criteria are also followed for partial lead returns. This method for non-returned complications is used to ensure a conservative failure estimate for lead performance. Chronic complications commonly associated with non-returned leads and partial lead returns include, but are not limited to, reports of sensing, pacing, and capture anomalies, perforation, and dislodgement.

# Introduction and Overview

## LEADS OBSERVATION AND COMPLICATION REPORTING

Reporting for recently released lead models provides detail on specific chronic complications (more than 30 days implant), as well as acute observations (post implant to 30 days), that are reported to Abbott as complaints. Each complication and observation is categorized into one of the eleven categories below, irrespective of whether the lead has been returned for analysis. The quantity and rate of each complication and observation type is provided in a tabular format on the Customer Reported Performance Data page. Note that in the rare cases where multiple complaints are identified for a single lead, a single category will be selected with priority given in the order of the list below.

**Cardiac Perforation** - Penetration of the lead tip through the myocardium, clinically suspected and confirmed by chest x-ray, fluoroscopy, echocardiogram, or visual observation, which results in clinical symptoms, typically degradation of pacing/ICD lead electrical performance (high thresholds), chest pain, or tamponade.

**Conductor Fracture** - A mechanical break within a lead conductor (includes connectors, coils, cables and/or electrodes) observed visually, electrically, or radiographically.

**Lead Dislodgement** - Radiographic, electrical or electrocardiographic evidence of electrode displacement from the original implant site or electrode displacement that adversely affects pacing and/or lead performance.

**Failure to Capture** - Intermittent or complete failure to achieve cardiac stimulation (atrial or ventricular) at programmed output delivered outside of the cardiac refractory period. A sudden and significant increase in the pacing threshold value (elevated thresholds compared to previous measured value) at which 2:1 safety margin can no longer be achieved.

**Oversensing** - Misinterpretation of cardiac or non-cardiac events as cardiac depolarization, e.g. T-waves, skeletal muscle potentials, and extracardiac electromagnetic interference (EMI).

**Failure to Sense (undersensing)** - Intermittent or complete loss of sensing or failure to detect intended intrinsic cardiac signals (atrial or ventricular) during non-refractory periods at programmed sensitivity settings.

**Insulation Breach** - A disruption or break in lead insulation observed visually, electrically, or radiographically.

**Abnormal Pacing Impedance** - Pacing impedance is typically considered abnormal if a measurement is  $< 200 \Omega$  or  $> 2000 \Omega$  (based on lead model and measurement range of the device).

**Abnormal Defibrillation Impedance** - Defibrillation impedance is typically considered abnormal if a measurement is  $< 20 \Omega$  or  $> 200 \Omega$  (based on lead model and measurement range of the device).

**Extracardiac Stimulation** - Clinical observation of inadvertent nerve/muscle stimulation other than cardiac muscle.

**Other** - Specific proprietary lead mechanical attributes such as lead incorporated sensors, connectors or seal rings which affect a lead's ability to perform as designed or remain in service, as well as other complications not included above.

# Introduction and Overview

## LEADS MALFUNCTION REPORTING

As a supplement to the survival estimates, the categorization of lead malfunctions emphasizes the root cause of malfunction rather than a functional longevity prediction. In accordance with AdvaMed guidelines, laboratory analysis results of returned leads are categorized into one of the following five categories of malfunctions. The quantity and rate of each malfunction type is provided in a tabular format on the Customer Reported Performance Data and the Actively Monitored Study Data pages. Note that in the rare cases where multiple malfunctions are identified in a single lead, a single malfunction category will be selected with priority given in the order of the list below. The definition for each malfunction type is provided below:

**Conductor Fracture** - Conductor break with complete or intermittent loss of continuity that could interrupt current flow. This type of malfunction includes any conductor fracture such as those associated with flex-fatigue or clavicular crush damage.

In an effort to further increase customer understanding of Abbott defibrillation and left-heart lead performance, subcategories of conductor fracture are also provided. The definitions of these subcategories are provided below:

**Clavicular Crush** - Conductor fracture due to strong compression and bending at the approximation of the first rib and clavicle.

**In the Pocket** - Conductor fracture not within the vascular or cardiac systems, typically within the subcutaneous pocket or associated with the suture sleeve, excluding the mechanism of clavicular crush.

**Intravascular** - Conductor fracture within the vascular or cardiac systems.

**Insulation Breach** - Any lead insulation breach, such as: 1) proximal abrasion associated with lead-to-lead or lead-to-can contact in the pocket, 2) mid-lead insulation damage caused by clavicular crush or insulation wear in the region of vein insertion, 3) distal abrasion due to lead-to-lead interactions or contact with anatomic structures, and 4) externalized conductors in the distal region.

Subcategories of insulation breach for defibrillation and left-heart leads are also provided. The definitions of these subcategories are provided below:

**Lead-to-Can Contact** - Direct contact between the lead and the can (i.e. pacemaker, ICD, or CRT-D) combined with repetitive skeletal movement caused abrasion that resulted in a full thickness outer insulation breach.

**Lead-to-Lead Contact** - Repetitive contact between two leads caused abrasion that resulted in a full thickness outer insulation breach.

**Clavicular Crush** - Damage due to strong compression between the first rib and clavicle resulted in a full thickness outer insulation breach.

# Introduction and Overview

**Externalized Conductors** - Abrasion resulted in an outer insulation breach within the vascular or cardiac systems allowing the normally contained conductors to become visible outside the lead body. Externalized conductors were described in our December 2010 and November 2011 communications regarding insulation abrasion failures on silicone Riata™ and Riata™ ST lead families (summary on pages 326-327) and in our April 2012 communication regarding insulation abrasion failures on QuickSite™ and QuickFlex™ lead families. Additional information regarding externalized conductors on Riata™ and Riata™ ST leads can be found at <https://www.cardiovascular.abbott/us/en/hcp/product-advisories/riata.html>.

**Other (Insulation Breach)** - Insulation breaches that resulted from a failure mode not represented by the other four categories. This includes a variety of failure modes, such as damage at the suture sleeve and contact with patient anatomy. Also includes insulation breaches for which analysis was unable to isolate a specific cause.

**Crimps, Welds and Bonds** - Any interruption in the conductor or lead body associated with a point of connection.

**Other** - Includes specific proprietary lead mechanical attributes, such as lead incorporated sensors, connectors, and seal rings, as well as other analysis results not included in the alternate categories.

**Extrinsic Factors** - The lead was implanted greater than 30 days, removed from service with an associated complaint and returned for analysis, however analysis was inconclusive because (1) only portions of the lead were available, or (2) the returned lead was damaged by the explantation process, or (3) lab analysis could not determine an out of specification condition (typically with complaints such as dislodgements, perforations, or failure to capture).

## Actively Monitored Study Data

### SUMMARY INFORMATION

Since 2007 the Product Performance Report has included data from the St. Jude Medical Product Longevity and Performance Registry (SCORE). This comprehensive study provided monitored performance data on pacemakers, ICDs, and leads. With product-specific, post-market registries being standard practice, Abbott continues to complement the SCORE registry with data from the SJ4 Post-Approval Study, the QuickFlex™  $\mu$  Lead Post-Approval Study, the Quadripolar CRT-D Post-Approval Study, and the OPTIMUM registry. These actively monitored study data now represent >62,000 implanted devices, and continues to be a very powerful source of product performance information which complements the data collected from Customer Reported Performance Data. Actively monitored study data is not susceptible to underreporting and provides the most accurate understanding of product performance. The many sites participating in these actively monitored studies are individually providing data on the performance of Abbott cardiac rhythm management products using common definitions and criteria. In addition, each of these sites is regularly audited by Abbott personnel to ensure comprehensive reporting.

# Introduction and Overview

	STUDY DESCRIPTION	STUDY INITIATED	# SITES	# PATIENTS	PRODUCT TYPES/FAMILIES
<b>SCORE (ST. JUDE MEDICAL PRODUCT LONGEVITY AND PERFORMANCE REGISTRY)</b>	Prospective, actively monitored, multicenter registry to evaluate the long-term performance of Abbott market-released cardiac rhythm management products.	September 2007	80	11,247	Pacemakers, ICDs, CRT-Ds, Leads (all types)
<b>SJ4 POST-APPROVAL STUDY</b>	Prospective, actively monitored, multicenter study to evaluate the acute and chronic performance of the Abbott SJ4/DF4 connector and SJ4/DF4 defibrillation leads.	June 2009	58	1,701	ICDs, CRT-Ds, Leads (all types)
<b>QUICKFLEX™ μ POST-APPROVAL STUDY</b>	Prospective, actively monitored, multicenter study to evaluate the acute and chronic performance of the Abbott QuickFlex™ μ 1258T left ventricular leads.	September 2010	76	1,930	CRT-Ds, Leads (all types)
<b>QUADRIPOlar CRT-D POST-APPROVAL STUDY</b>	Prospective, actively monitored, multicenter study to evaluate the acute and chronic performance of the Abbott Quadripolar CRT-D system.	February 2012	71	1,970	Unify Quadra™ and Quadra Assura™ CRT-Ds, Leads (all types)
<b>OPTIMUM REGISTRY</b>	Prospective, actively monitored, multicenter registry to evaluate the long-term performance of market-released Abbott leads with Optim™ insulation material.	August 2006	241	14,120	Leads (any model with Optim™ Insulation)

# Introduction and Overview

The models included in the actively monitored data set are listed below:

## ICDS

Current™ + DR (Model CD2211-36)  
Current™ + DR (Model CD2211-36Q)  
Current™ + VR (Model CD1211-36Q)  
Current™ DR RF (Model 2207-36)  
Current™ VR RF (Model 1207-36)  
Fortify™ DR (Model CD2231-40)  
Fortify™ DR (Model CD2231-40Q)  
Fortify™ VR (Model CD1231-40Q)  
Promote™ + CRT-D (Model CD3211-36)  
Promote™ + CRT-D (Model CD3211-36Q)  
Promote™ RF CRT-D (Model 3207-36)  
Quadra Assura™ CRT-D (Model CD3265-40)  
Quadra Assura™ CRT-D (Model CD3265-40Q)  
Quadra Assura™ CRT-D (Model CD3365-40Q)  
Quadra Assura MP™ CRT-D (Model CD3369-40Q)  
Unify Assura™ CRT-D (Model CD3357-40C)  
Unify Assura™ CRT-D (Model CD3357-40Q)  
Unify Quadra™ CRT-D (Model CD3249-40)  
Unify Quadra™ CRT-D (Model CD3249-40Q)  
Unify™ CRT-D (Model CD3231-40)  
Unify™ CRT-D (Model CD3231-40Q)

## DEFIBRILLATION LEADS

Durata™ (Model 7122)  
Durata™ (Models 7120/7121)  
Durata™ DF4 (Model 7122Q)  
Durata™ DF4 (Models 7120Q/7121Q)  
Durata™ DF4 (Models 7170Q/7171Q)  
Riata™ (Models 1580/1581)  
Riata™ ST (Models 7000/7001)  
Riata™ ST Optim™ (Models 7020/7021)  
Riata™ ST Optim™ (Models 7070/7071)

## CRT LEADS

Quartet™ (Model 1458Q)  
QuickFlex™ (Model 1156T)  
QuickFlex™ XL (Model 1158T)  
QuickFlex™ μ (Model 1258T)  
QuickSite™ (Model 1056T)  
QuickSite™ XL (Model 1058T)

## PACEMAKERS

Accent™ DR (Model PM2110)  
Accent™ DR RF (Model PM2210)  
Accent™ SR RF (Model PM1210)  
Anthem™ RF CRT-P (Model PM3210)  
Identity ADx™ XL DR (Model 5386)  
Victory™ XL DR (Model 5816)  
Zephyr™ DR (Model 5820)  
Zephyr™ XL DR (Model 5826)  
Zephyr™ XL SR (Model 5626)

## PACING LEADS

IsoFlex™ Optim™ (Model 1944)  
IsoFlex™ Optim™ (Model 1948)  
IsoFlex™ S (Model 1646)  
OptiSense™ (Model 1699)  
OptiSense™ (Model 1999)  
Tendril™ (Model 1782)  
Tendril™ (Model 1788)  
Tendril™ SDX (Model 1688)  
Tendril™ ST Optim™ (Model 1882)  
Tendril™ ST Optim™ (Model 1888)  
Tendril™ STS (Model 2088)

# Introduction and Overview

## QUALIFYING COMPLICATIONS

When abnormal performance is suspected of an actively monitored study device, the related clinical event and any resulting clinical action is reported to Abbott. A Qualifying Complication is defined to have occurred if the report identifies one of the following Clinical Events that resulted in one of the following Clinical Actions. Any Clinical Event without a related Clinical Action is not considered a Qualifying Complication.

### QUALIFYING CLINICAL EVENTS

- Abnormal Defibrillation Impedance
- Abnormal Pacing Impedance
- Cardiac Perforation
- Conductor Fracture
- Extracardiac Stimulation
- Failure to Capture
- Failure to Sense
- Inappropriate Shock
- Insulation Breach
- Lead Dislodgement
- Loss of Telemetry
- Oversensing
- Pericardial Effusion
- Premature Battery Depletion
- Skin Erosion

### QUALIFYING CLINICAL ACTION

- Generator Pacing Mode Changed
- Lead Electrically Abandoned/Capped
- Lead/Generator Explanted
- Lead/Generator Replaced
- Lead Polarity Changed
- Lead Surgically Abandoned/Capped
- Lead Surgically Repositioned



# Introduction and Overview

## **SURVIVAL CALCULATION METHODS**

Survival calculations for actively monitored studies are made in a manner consistent with the ISO 5841-2:2014(E) method used for Customer Reported Performance Data. A minimum of 100 devices are required to have been enrolled, with the latest interval to be reported having a minimum of 50 devices which have been followed for at least six months. Any device with a Qualifying Complication is defined as a non-survivor. Consistent with industry practice, Qualifying Complications for leads are included in the survival calculations for events with an implant duration greater than 30 days. For pacemakers and ICDs, Qualifying Complications are included in the survival calculations for events with an implant duration more than 24 hours. Medical complications unrelated to device performance are not considered as Qualified Complications. Devices included in the actively monitored studies are excluded from the Customer Reported Performance Data. Certain devices and leads, including any which transferred from Customer Reported Performance Data into Actively Monitored Study Data are subsequently excluded from the Customer Reported Performance Data and subject to these Survival Calculation methods. Actively monitored study performance data includes both advisory and non-advisory devices.

## **MALFUNCTION REPORTING**

The Actively Monitored Study Data page contains a table of all device malfunctions. The type, quantity, and rate of all laboratory-confirmed malfunctions are listed using the same categories reported in Customer Reported Performance Data. The malfunction data is not utilized in the actively monitored study survival calculations, but does provide important supplementary information about product performance and reliability.

## Medical Advisory Board Review

Abbott has an established and independent Medical Advisory Board (MAB) focused on cardiac rhythm management systems, including pulse generators and leads. One of the important tasks assigned to the MAB is the review of the performance data contained in this report prior to its release and publication on a semi-annual basis. MAB members and their location of practice include:

Dr. Anne Curtis, Buffalo, New York

Dr. Roger Freedman, Salt Lake City, Utah

Dr. Christoph Geller, Bad Berka, Germany

Dr. Thomas Mattioni, Paradise Valley, Arizona

Dr. Raymond Schaerf, Burbank, California

Dr. Bruce Wilkoff, Cleveland, Ohio

## Returning Devices to Abbott

To maintain the continued accuracy of our performance reporting, Abbott strongly encourages physicians to notify our Patient Records department (224-667-6100) each time a device is removed from service for any reason. Additionally, all explanted products are requested to be returned to Abbott for laboratory evaluation whether or not a malfunction is suspected. To facilitate the return of explanted devices, Abbott offers a no-cost Returned Products Kit comprised of a postage paid explant box with a shipping address label, a removed device information form, a biohazard bag, and biohazard labels to seal the explant box. This kit, #N0004, can be ordered free of charge by contacting Abbott Customer Service (224-667-6100).

## Contact Us

The Abbott team is always ready to respond to questions, comments or suggestions as well as receive product performance feedback. You can reach us by phone at 224-667-6100, on the web at [www.abbott.com](http://www.abbott.com), or by contacting your local Abbott representative.

# Cardiac Resynchronization Therapy (CRT) ICDs

# Cardiac Resynchronization Therapy (CRT) ICDs

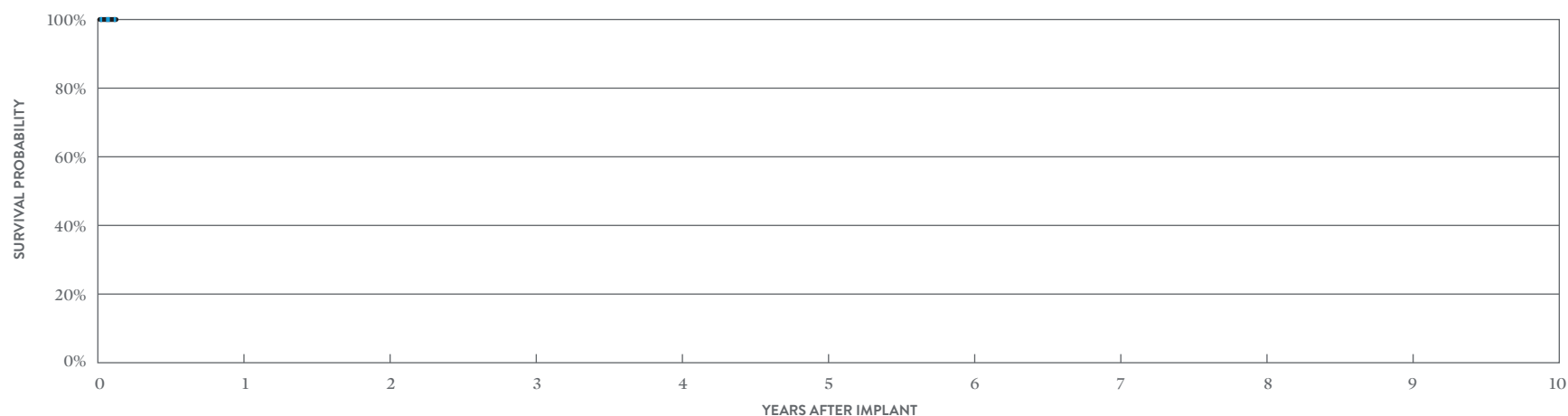
## CUSTOMER REPORTED PERFORMANCE DATA

### Gallant™ HF CRT-D

#### MODEL CDHFA500Q\*

US Regulatory Approval	July 2020
Registered US Implants	679
Estimated Active US Implants	668
Estimated Longevity	(see table on page 53)
Normal Battery Depletion	0
Max. Delivered Energy	40 joules
Number of US Advisories	None

	MALFUNCTIONS W/ COMPROMISED THERAPY		MALFUNCTIONS W/O COMPROMISED THERAPY	
	QTY	RATE	QTY	RATE
Electrical Component	0	0.00%	0	0.00%
Electrical Interconnect	0	0.00%	0	0.00%
Battery	0	0.00%	0	0.00%
High Voltage Capacitor	0	0.00%	0	0.00%
Software/Firmware	0	0.00%	0	0.00%
Mechanical	0	0.00%	0	0.00%
Possible Early Battery Depletion	0	0.00%	0	0.00%
Other	0	0.00%	0	0.00%
<b>Total</b>	<b>0</b>	<b>0.00%</b>	<b>0</b>	<b>0.00%</b>



#### INCLUDING NORMAL BATTERY DEPLETION

YEAR	AT 2 MONTHS
SURVIVAL PROBABILITY	100.00%
± 1 STANDARD ERROR	0.00%
SAMPLE SIZE	380

#### EXCLUDING NORMAL BATTERY DEPLETION

YEAR	AT 2 MONTHS
SURVIVAL PROBABILITY	100.00%
± 1 STANDARD ERROR	0.00%

\*DF4-LLHH connector type.

# Cardiac Resynchronization Therapy (CRT) ICDs

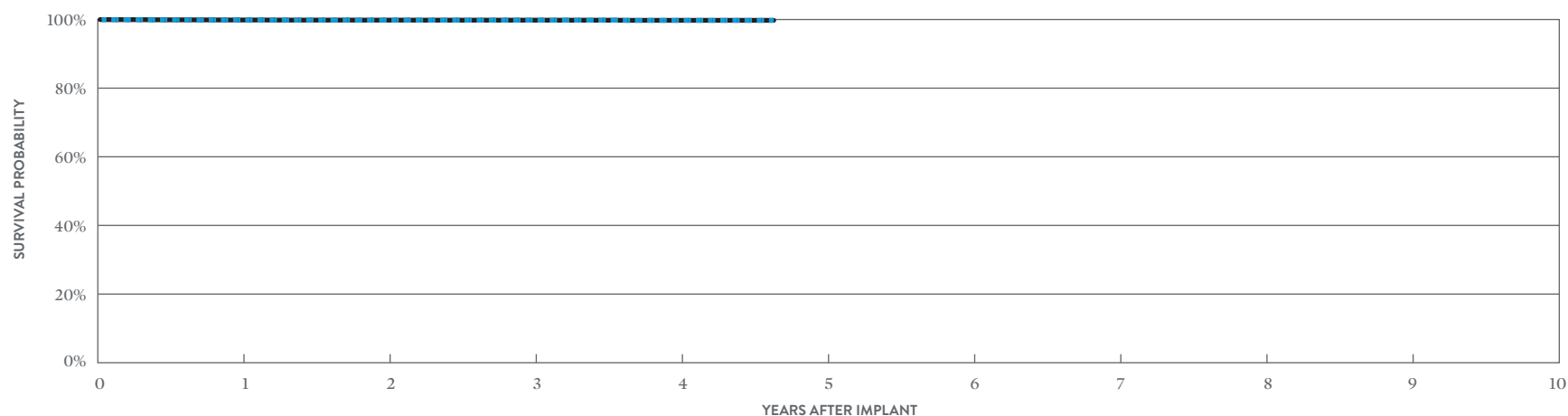
## CUSTOMER REPORTED PERFORMANCE DATA

### Quadra Assura MP™ CRT-D

#### MODEL CD3369-40Q\*

US Regulatory Approval	February 2016
Registered US Implants	64,617
Estimated Active US Implants	50,340
Estimated Longevity	(see table on page 53)
Normal Battery Depletion	4
Max. Delivered Energy	40 joules
Number of US Advisories (see pg. 311)	One

	MALFUNCTIONS W/ COMPROMISED THERAPY		MALFUNCTIONS W/O COMPROMISED THERAPY	
	QTY	RATE	QTY	RATE
Electrical Component	7	0.01%	8	0.01%
Electrical Interconnect	7	0.01%	0	0.00%
Battery	0	0.00%	1	<0.01%
High Voltage Capacitor	0	0.00%	2	<0.01%
Software/Firmware	0	0.00%	0	0.00%
Mechanical	1	<0.01%	6	<0.01%
Possible Early Battery Depletion	0	0.00%	2	<0.01%
Other	2	<0.01%	6	<0.01%
<b>Total</b>	<b>17</b>	<b>0.03%</b>	<b>25</b>	<b>0.04%</b>



#### INCLUDING NORMAL BATTERY DEPLETION

YEAR	1	2	3	4	AT 56 MONTHS
SURVIVAL PROBABILITY	99.85%	99.81%	99.80%	99.71%	99.71%
± 1 STANDARD ERROR	0.02%	0.02%	0.02%	0.03%	0.03%
SAMPLE SIZE	54,820	37,440	23,800	12,100	560

#### EXCLUDING NORMAL BATTERY DEPLETION

YEAR	1	2	3	4	AT 56 MONTHS
SURVIVAL PROBABILITY	99.86%	99.82%	99.81%	99.75%	99.75%
± 1 STANDARD ERROR	0.02%	0.02%	0.02%	0.03%	0.03%

\*DF4-LLHH connector type.

# Cardiac Resynchronization Therapy (CRT) ICDs

## ACTIVELY MONITORED STUDY DATA

### Quadra Assura MP™ CRT-D

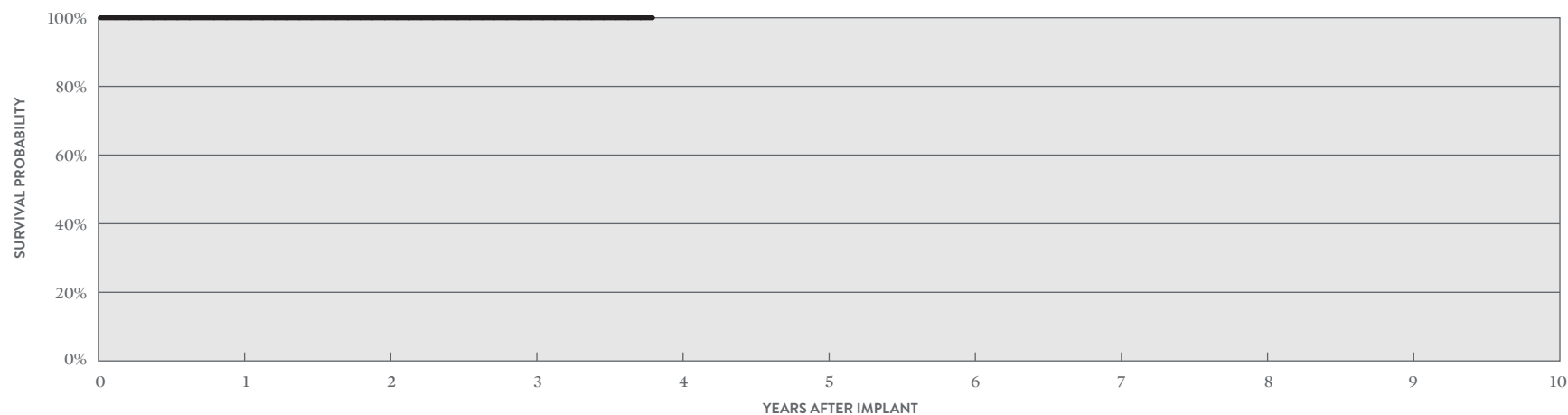
#### MODEL CD3369-40Q\*

US Regulatory Approval	February 2016
Number of Devices Enrolled in Study	117
Active Devices Enrolled in Study	88
Cumulative Months of Follow-up	4,016
Estimated Longevity	(see table on page 53)
Max. Delivered Energy	40 joules

#### QUALIFYING COMPLICATIONS

None Reported

	MALFUNCTIONS W/ COMPROMISED THERAPY		MALFUNCTIONS W/O COMPROMISED THERAPY	
	QTY	RATE	QTY	RATE
Electrical Component	0	0.00%	0	0.00%
Electrical Interconnect	0	0.00%	0	0.00%
Battery	0	0.00%	0	0.00%
High Voltage Capacitor	0	0.00%	0	0.00%
Software/Firmware	0	0.00%	0	0.00%
Mechanical	0	0.00%	0	0.00%
Possible Early Battery Depletion	0	0.00%	0	0.00%
Other	0	0.00%	0	0.00%
<b>Total</b>	<b>0</b>	<b>0.00%</b>	<b>0</b>	<b>0.00%</b>



#### ACTIVELY MONITORED STUDY DATA

YEAR	1	2	3	AT 46 MONTHS
SURVIVAL PROBABILITY	100.00%	100.00%	100.00%	100.00%
± 1 STANDARD ERROR	0.00%	0.00%	0.00%	0.00%
SAMPLE SIZE	110	90	80	50

\*DF4-LLHH connector type.

# Cardiac Resynchronization Therapy (CRT) ICDs

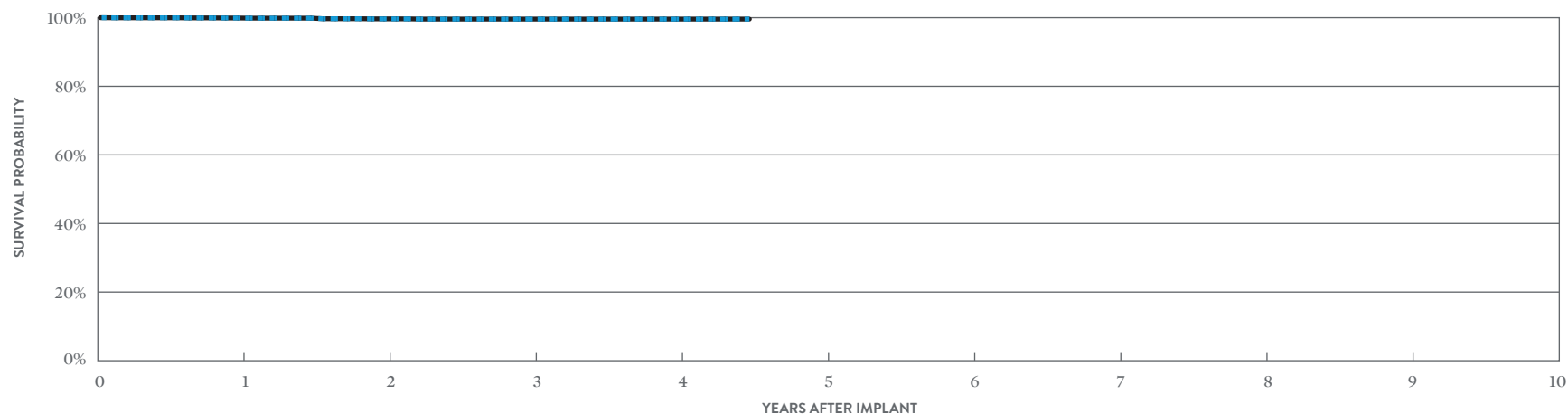
## CUSTOMER REPORTED PERFORMANCE DATA

### Quadra Assura MP™ CRT-D

#### MODEL CD3369-40C\*

US Regulatory Approval	February 2016
Registered US Implants	7,756
Estimated Active US Implants	5,885
Estimated Longevity	(see table on page 53)
Normal Battery Depletion	1
Max. Delivered Energy	40 joules
Number of US Advisories (see pg. 311)	One

	MALFUNCTIONS W/ COMPROMISED THERAPY		MALFUNCTIONS W/O COMPROMISED THERAPY	
	QTY	RATE	QTY	RATE
Electrical Component	2	0.03%	0	0.00%
Electrical Interconnect	2	0.03%	0	0.00%
Battery	0	0.00%	0	0.00%
High Voltage Capacitor	1	0.01%	1	0.01%
Software/Firmware	0	0.00%	0	0.00%
Mechanical	0	0.00%	1	0.01%
Possible Early Battery Depletion	0	0.00%	0	0.00%
Other	0	0.00%	2	0.03%
<b>Total</b>	<b>5</b>	<b>0.06%</b>	<b>4</b>	<b>0.05%</b>



#### INCLUDING NORMAL BATTERY DEPLETION

YEAR	1	2	3	4	AT 54 MONTHS
SURVIVAL PROBABILITY	99.88%	99.62%	99.57%	99.57%	99.57%
± 1 STANDARD ERROR	0.04%	0.09%	0.09%	0.09%	0.09%
SAMPLE SIZE	6,680	4,790	3,260	1,760	230

#### EXCLUDING NORMAL BATTERY DEPLETION

YEAR	1	2	3	4	AT 54 MONTHS
SURVIVAL PROBABILITY	99.91%	99.65%	99.60%	99.60%	99.60%
± 1 STANDARD ERROR	0.04%	0.08%	0.09%	0.09%	0.09%

\*Parylene coating.

# Cardiac Resynchronization Therapy (CRT) ICDs

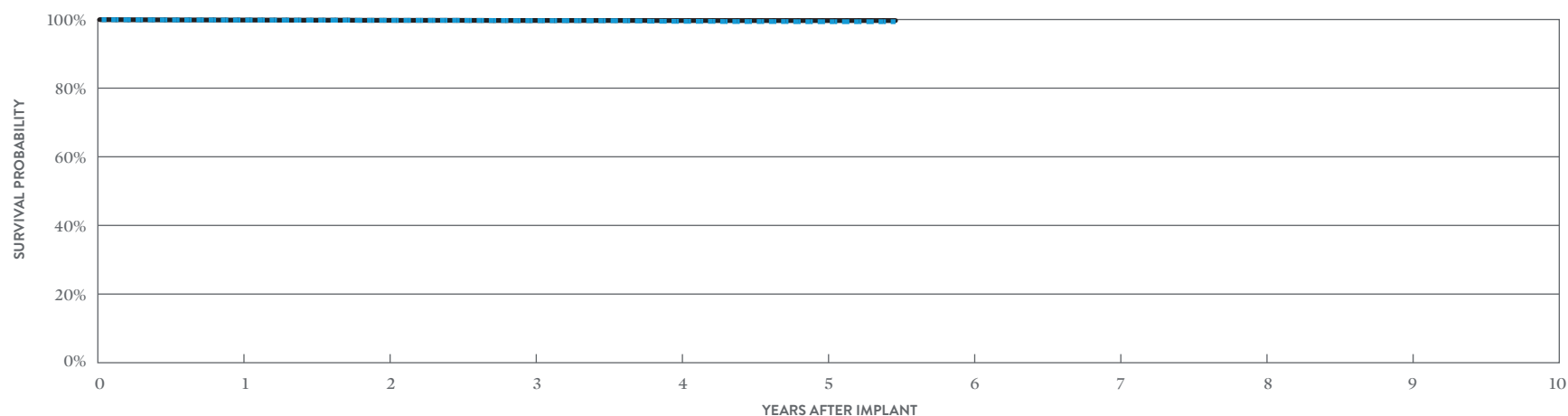
## CUSTOMER REPORTED PERFORMANCE DATA

### Quadra Assura™ CRT-D

#### MODEL CD3365-40Q\* (NON-BATTERY ADVISORY POPULATION)

US Regulatory Approval	June 2013
Registered US Implants	16,243
Estimated Active US Implants	10,733
Estimated Longevity	(see table on page 53)
Normal Battery Depletion	13
Max. Delivered Energy	40 joules
Number of US Advisories (see pg. 311)	One

	MALFUNCTIONS W/ COMPROMISED THERAPY		MALFUNCTIONS W/O COMPROMISED THERAPY	
	QTY	RATE	QTY	RATE
Electrical Component	2	0.01%	2	0.01%
Electrical Interconnect	3	0.02%	0	0.00%
Battery	1	<0.01%	0	0.00%
High Voltage Capacitor	0	0.00%	0	0.00%
Software/Firmware	1	<0.01%	0	0.00%
Mechanical	0	0.00%	4	0.02%
Possible Early Battery Depletion	1	<0.01%	3	0.02%
Other	1	<0.01%	2	0.01%
<b>Total</b>	<b>9</b>	<b>0.06%</b>	<b>11</b>	<b>0.07%</b>



#### INCLUDING NORMAL BATTERY DEPLETION

YEAR	1	2	3	4	5	AT 66 MONTHS
SURVIVAL PROBABILITY	99.84%	99.76%	99.67%	99.46%	99.36%	99.36%
± 1 STANDARD ERROR	0.03%	0.04%	0.05%	0.07%	0.08%	0.08%
SAMPLE SIZE	15,170	13,340	11,860	10,180	6,320	290

#### EXCLUDING NORMAL BATTERY DEPLETION

YEAR	1	2	3	4	5	AT 66 MONTHS
SURVIVAL PROBABILITY	99.84%	99.76%	99.71%	99.69%	99.69%	99.69%
± 1 STANDARD ERROR	0.03%	0.04%	0.05%	0.05%	0.05%	0.05%

\*DF4-LLHH connector type.



# Cardiac Resynchronization Therapy (CRT) ICDs

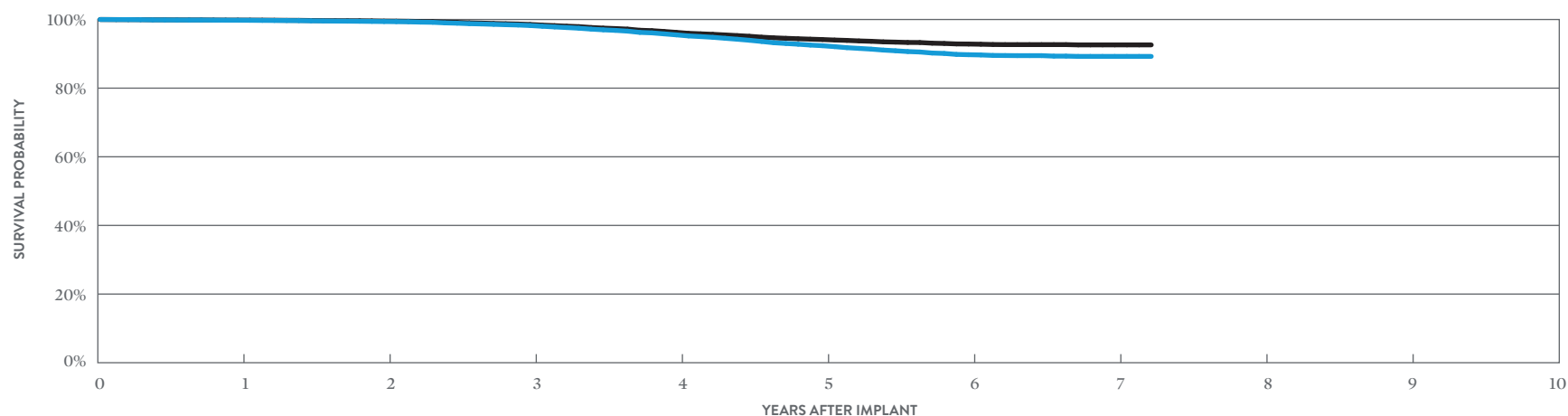
## CUSTOMER REPORTED PERFORMANCE DATA

### Quadra Assura™ CRT-D

#### MODEL CD3365-40Q\* (BATTERY ADVISORY POPULATION)

US Regulatory Approval	June 2013
Registered US Implants	24,081
Estimated Active US Implants	11,547
Estimated Longevity	(see table on page 53)
Normal Battery Depletion	186
Max. Delivered Energy	40 joules
Number of US Advisories (see pgs. 311, 312)	Three

	MALFUNCTIONS W/ COMPROMISED THERAPY		MALFUNCTIONS W/O COMPROMISED THERAPY	
	QTY	RATE	QTY	RATE
Electrical Component	5	0.02%	14	0.06%
Electrical Interconnect	9	0.04%	0	0.00%
Battery	3	0.01%	17	0.07%
High Voltage Capacitor	1	<0.01%	0	0.00%
Software/Firmware	1	<0.01%	3	0.01%
Mechanical	0	0.00%	2	<0.01%
Possible Early Battery Depletion	42	0.17%	339	1.41%
Other	6	0.02%	6	0.02%
<b>Total</b>	<b>67</b>	<b>0.28%</b>	<b>381</b>	<b>1.58%</b>



#### INCLUDING NORMAL BATTERY DEPLETION

YEAR	1	2	3	4	5	6	7	AT 87 MONTHS
SURVIVAL PROBABILITY	99.78%	99.40%	98.24%	95.55%	92.41%	89.81%	89.32%	89.32%
± 1 STANDARD ERROR	0.03%	0.05%	0.09%	0.15%	0.21%	0.25%	0.27%	0.27%
SAMPLE SIZE	22,670	20,040	17,660	15,710	14,110	10,290	4,010	340

#### EXCLUDING NORMAL BATTERY DEPLETION

YEAR	1	2	3	4	5	6	7	AT 87 MONTHS
SURVIVAL PROBABILITY	99.83%	99.55%	98.56%	96.27%	94.19%	92.90%	92.64%	92.64%
± 1 STANDARD ERROR	0.03%	0.04%	0.08%	0.14%	0.18%	0.21%	0.22%	0.22%

\*DF4-LLHH connector type.

# Cardiac Resynchronization Therapy (CRT) ICDs

## ACTIVELY MONITORED STUDY DATA

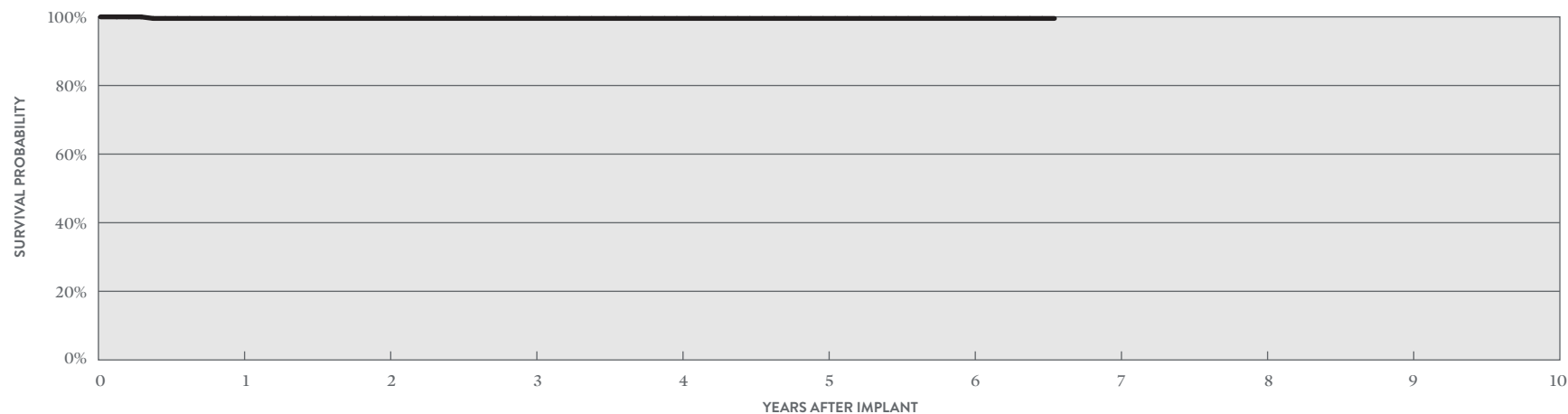
### Quadra Assura™ CRT-D

#### MODEL CD3365-40Q\*

US Regulatory Approval	June 2013
Number of Devices Enrolled in Study	235
Active Devices Enrolled in Study	109
Cumulative Months of Follow-up	10,640
Estimated Longevity	(see table on page 53)
Max. Delivered Energy	40 joules

QUALIFYING COMPLICATIONS	QTY	RATE
Skin Erosion	1	0.43%

	MALFUNCTIONS W/ COMPROMISED THERAPY		MALFUNCTIONS W/O COMPROMISED THERAPY	
	QTY	RATE	QTY	RATE
Electrical Component	0	0.00%	0	0.00%
Electrical Interconnect	0	0.00%	0	0.00%
Battery	0	0.00%	0	0.00%
High Voltage Capacitor	0	0.00%	0	0.00%
Software/Firmware	0	0.00%	0	0.00%
Mechanical	0	0.00%	0	0.00%
Possible Early Battery Depletion	0	0.00%	2	0.85%
Other	0	0.00%	0	0.00%
<b>Total</b>	<b>0</b>	<b>0.00%</b>	<b>2</b>	<b>0.85%</b>



#### ACTIVELY MONITORED STUDY DATA

YEAR	1	2	3	4	5	6	AT 79 MONTHS
SURVIVAL PROBABILITY	99.55%	99.55%	99.55%	99.55%	99.55%	99.55%	99.55%
± 1 STANDARD ERROR	0.44%	0.44%	0.44%	0.44%	0.44%	0.44%	0.44%
SAMPLE SIZE	220	190	160	130	90	60	50

\*DF4-LLHH connector type.

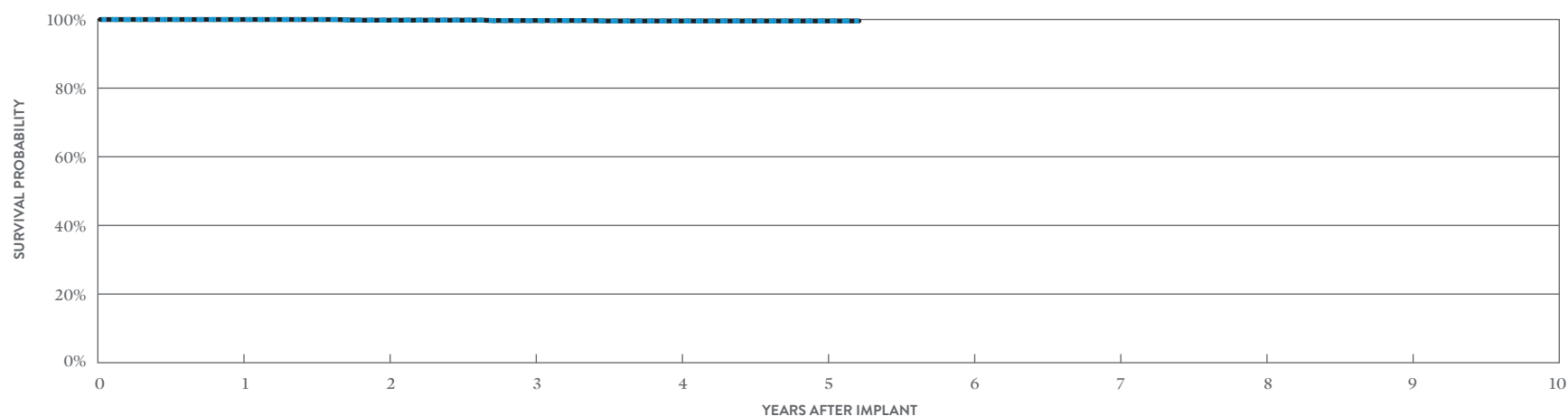
# Cardiac Resynchronization Therapy (CRT) ICDs

## CUSTOMER REPORTED PERFORMANCE DATA

### Quadra Assura™ CRT-D

#### MODEL CD3365-40C\* (NON-BATTERY ADVISORY POPULATION)

		MALFUNCTIONS W/ COMPROMISED THERAPY		MALFUNCTIONS W/O COMPROMISED THERAPY		
		QTY	RATE	QTY	RATE	
US Regulatory Approval	June 2013	Electrical Component	0	0.00%	1	0.04%
Registered US Implants	2,614	Electrical Interconnect	0	0.00%	0	0.00%
Estimated Active US Implants	1,720	Battery	0	0.00%	0	0.00%
Estimated Longevity	(see table on page 53)	High Voltage Capacitor	2	0.08%	0	0.00%
Normal Battery Depletion	0	Software/Firmware	0	0.00%	0	0.00%
Max. Delivered Energy	40 joules	Mechanical	0	0.00%	0	0.00%
Number of US Advisories (see pg. 311)	One	Possible Early Battery Depletion	0	0.00%	0	0.00%
		Other	1	0.04%	0	0.00%
		<b>Total</b>	<b>3</b>	<b>0.11%</b>	<b>1</b>	<b>0.04%</b>



#### INCLUDING NORMAL BATTERY DEPLETION

YEAR	1	2	3	4	5	AT 63 MONTHS
SURVIVAL PROBABILITY	100.00%	99.81%	99.70%	99.57%	99.57%	99.57%
± 1 STANDARD ERROR	0.00%	0.10%	0.12%	0.15%	0.15%	0.15%
SAMPLE SIZE	2,440	2,140	1,860	1,490	810	220

#### EXCLUDING NORMAL BATTERY DEPLETION

YEAR	1	2	3	4	5	AT 63 MONTHS
SURVIVAL PROBABILITY	100.00%	99.81%	99.70%	99.57%	99.57%	99.57%
± 1 STANDARD ERROR	0.00%	0.10%	0.12%	0.15%	0.15%	0.15%

\*Parylene coating.

# Cardiac Resynchronization Therapy (CRT) ICDs

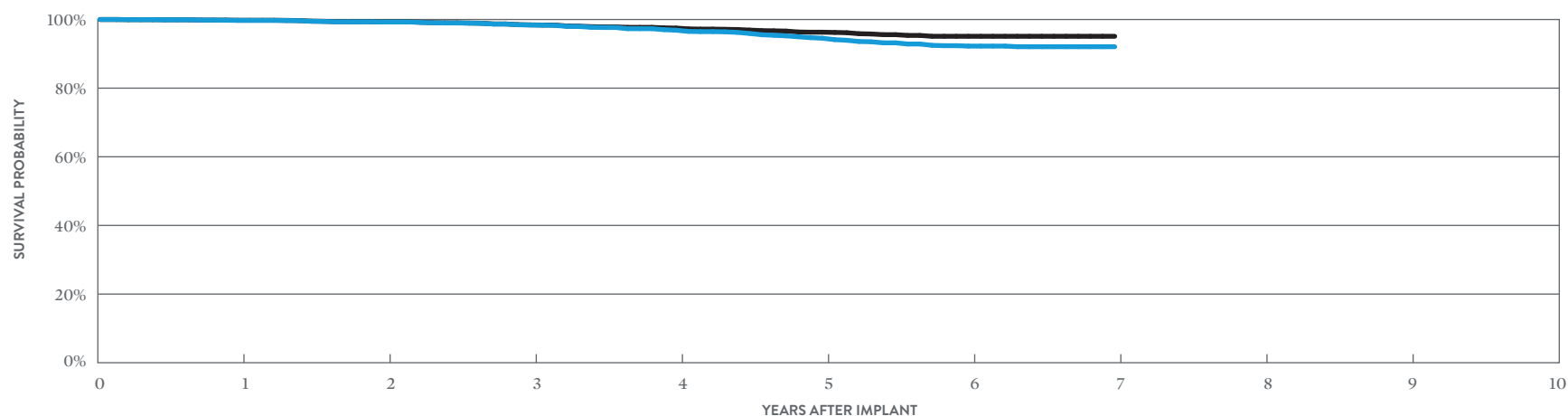
## CUSTOMER REPORTED PERFORMANCE DATA

### Quadra Assura™ CRT-D

#### MODEL CD3365-40C\* (BATTERY ADVISORY POPULATION)

US Regulatory Approval	June 2013
Registered US Implants	5,626
Estimated Active US Implants	2,547
Estimated Longevity	(see table on page 53)
Normal Battery Depletion	35
Max. Delivered Energy	40 joules
Number of US Advisories (see pgs. 311, 312)	Three

	MALFUNCTIONS W/ COMPROMISED THERAPY		MALFUNCTIONS W/O COMPROMISED THERAPY	
	QTY	RATE	QTY	RATE
Electrical Component	6	0.11%	2	0.04%
Electrical Interconnect	2	0.04%	0	0.00%
Battery	1	0.02%	1	0.02%
High Voltage Capacitor	0	0.00%	0	0.00%
Software/Firmware	0	0.00%	1	0.02%
Mechanical	0	0.00%	0	0.00%
Possible Early Battery Depletion	8	0.14%	44	0.78%
Other	3	0.05%	2	0.04%
<b>Total</b>	<b>20</b>	<b>0.36%</b>	<b>50</b>	<b>0.89%</b>



#### INCLUDING NORMAL BATTERY DEPLETION

YEAR	1	2	3	4	5	6	7
SURVIVAL PROBABILITY	99.74%	99.27%	98.37%	96.80%	94.40%	92.04%	91.86%
± 1 STANDARD ERROR	0.07%	0.12%	0.19%	0.28%	0.39%	0.49%	0.51%
SAMPLE SIZE	5,200	4,450	3,810	3,340	2,920	2,050	250

#### EXCLUDING NORMAL BATTERY DEPLETION

YEAR	1	2	3	4	5	6	7
SURVIVAL PROBABILITY	99.78%	99.31%	98.41%	97.44%	96.20%	94.98%	94.98%
± 1 STANDARD ERROR	0.06%	0.12%	0.19%	0.25%	0.32%	0.39%	0.39%

\*Parylene coating.

# Cardiac Resynchronization Therapy (CRT) ICDs

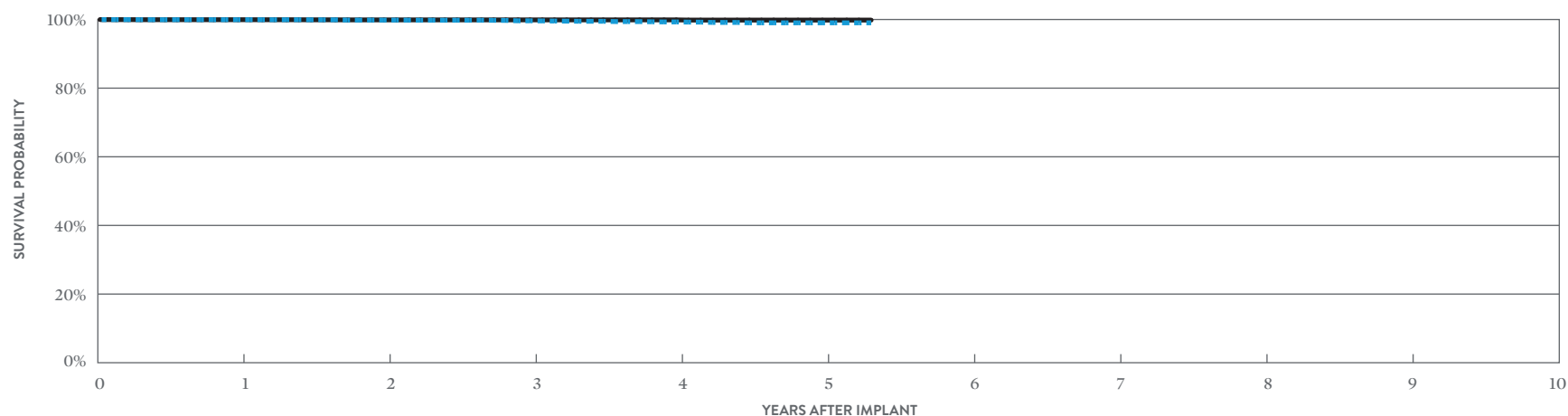
## CUSTOMER REPORTED PERFORMANCE DATA

### Unify Assura™ CRT-D

#### MODEL CD3357-40Q\* (NON-BATTERY ADVISORY POPULATION)

US Regulatory Approval	June 2013
Registered US Implants	16,393
Estimated Active US Implants	11,876
Estimated Longevity	(see table on page 53)
Normal Battery Depletion	19
Max. Delivered Energy	40 joules
Number of US Advisories (see pg. 311)	One

	MALFUNCTIONS W/ COMPROMISED THERAPY		MALFUNCTIONS W/O COMPROMISED THERAPY	
	QTY	RATE	QTY	RATE
Electrical Component	0	0.00%	4	0.02%
Electrical Interconnect	0	0.00%	0	0.00%
Battery	0	0.00%	0	0.00%
High Voltage Capacitor	1	<0.01%	0	0.00%
Software/Firmware	0	0.00%	0	0.00%
Mechanical	0	0.00%	1	<0.01%
Possible Early Battery Depletion	0	0.00%	0	0.00%
Other	1	<0.01%	1	<0.01%
<b>Total</b>	<b>2</b>	<b>0.01%</b>	<b>6</b>	<b>0.04%</b>



#### INCLUDING NORMAL BATTERY DEPLETION

YEAR	1	2	3	4	5	AT 64 MONTHS
SURVIVAL PROBABILITY	99.94%	99.83%	99.62%	99.29%	99.04%	99.03%
± 1 STANDARD ERROR	0.02%	0.04%	0.07%	0.10%	0.15%	0.15%
SAMPLE SIZE	14,640	11,240	8,030	4,950	2,000	230

#### EXCLUDING NORMAL BATTERY DEPLETION

YEAR	1	2	3	4	5	AT 64 MONTHS
SURVIVAL PROBABILITY	99.94%	99.89%	99.89%	99.89%	99.83%	99.83%
± 1 STANDARD ERROR	0.02%	0.03%	0.03%	0.03%	0.05%	0.05%

\*DF4-LLHH connector type.

# Cardiac Resynchronization Therapy (CRT) ICDs

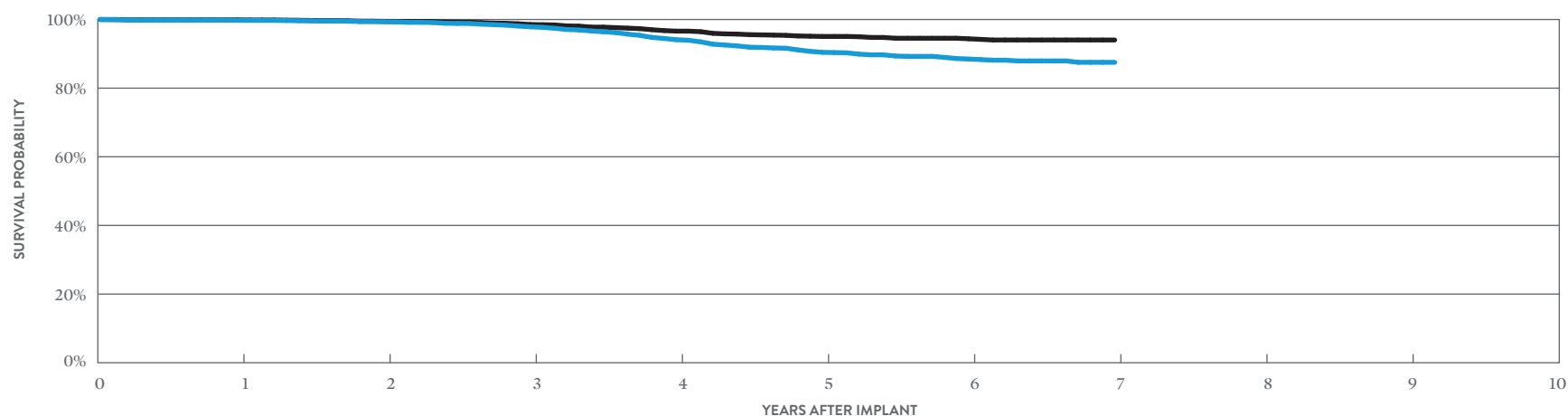
## CUSTOMER REPORTED PERFORMANCE DATA

### Unify Assura™ CRT-D

#### MODEL CD3357-40Q\* (BATTERY ADVISORY POPULATION)

US Regulatory Approval	June 2013
Registered US Implants	5,340
Estimated Active US Implants	2,371
Estimated Longevity	(see table on page 53)
Normal Battery Depletion	75
Max. Delivered Energy	40 joules
Number of US Advisories (see pgs. 311, 312)	Three

	MALFUNCTIONS W/ COMPROMISED THERAPY		MALFUNCTIONS W/O COMPROMISED THERAPY	
	QTY	RATE	QTY	RATE
Electrical Component	1	0.02%	2	0.04%
Electrical Interconnect	2	0.04%	0	0.00%
Battery	0	0.00%	0	0.00%
High Voltage Capacitor	2	0.04%	0	0.00%
Software/Firmware	0	0.00%	0	0.00%
Mechanical	0	0.00%	0	0.00%
Possible Early Battery Depletion	10	0.19%	60	1.12%
Other	0	0.00%	2	0.04%
<b>Total</b>	<b>15</b>	<b>0.28%</b>	<b>64</b>	<b>1.20%</b>



#### INCLUDING NORMAL BATTERY DEPLETION

YEAR	1	2	3	4	5	6	7
SURVIVAL PROBABILITY	99.78%	99.34%	97.85%	94.07%	90.36%	88.39%	87.44%
± 1 STANDARD ERROR	0.06%	0.12%	0.22%	0.38%	0.50%	0.58%	0.69%
SAMPLE SIZE	4,980	4,310	3,730	3,260	2,800	1,840	250

#### EXCLUDING NORMAL BATTERY DEPLETION

YEAR	1	2	3	4	5	6	7
SURVIVAL PROBABILITY	99.90%	99.46%	98.53%	96.59%	95.02%	94.34%	93.98%
± 1 STANDARD ERROR	0.04%	0.10%	0.18%	0.30%	0.37%	0.40%	0.45%

\*DF4-LLHH connector type.

# Cardiac Resynchronization Therapy (CRT) ICDs

## ACTIVELY MONITORED STUDY DATA

### Unify Assura™ CRT-D

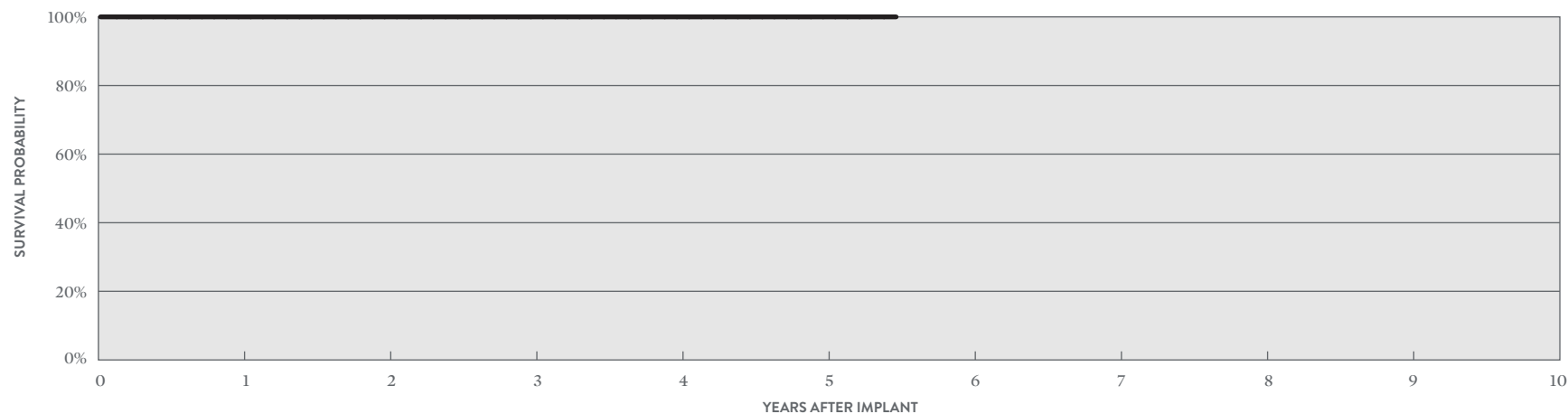
#### MODEL CD3357-40Q\*

US Regulatory Approval	June 2013
Number of Devices Enrolled in Study	269
Active Devices Enrolled in Study	158
Cumulative Months of Follow-up	11,195
Estimated Longevity	(see table on page 53)
Max. Delivered Energy	40 joules

#### QUALIFYING COMPLICATIONS

None Reported

	MALFUNCTIONS W/ COMPROMISED THERAPY		MALFUNCTIONS W/O COMPROMISED THERAPY	
	QTY	RATE	QTY	RATE
Electrical Component	0	0.00%	0	0.00%
Electrical Interconnect	0	0.00%	0	0.00%
Battery	0	0.00%	0	0.00%
High Voltage Capacitor	0	0.00%	0	0.00%
Software/Firmware	0	0.00%	0	0.00%
Mechanical	0	0.00%	0	0.00%
Possible Early Battery Depletion	0	0.00%	1	0.37%
Other	0	0.00%	0	0.00%
<b>Total</b>	<b>0</b>	<b>0.00%</b>	<b>1</b>	<b>0.37%</b>



#### ACTIVELY MONITORED STUDY DATA

YEAR	1	2	3	4	5	AT 66 MONTHS
SURVIVAL PROBABILITY	100.00%	100.00%	100.00%	100.00%	100.00%	100.00%
± 1 STANDARD ERROR	0.00%	0.00%	0.00%	0.00%	0.00%	0.00%
SAMPLE SIZE	250	210	180	140	100	50

\*DF4-LLHH connector type.

# Cardiac Resynchronization Therapy (CRT) ICDs

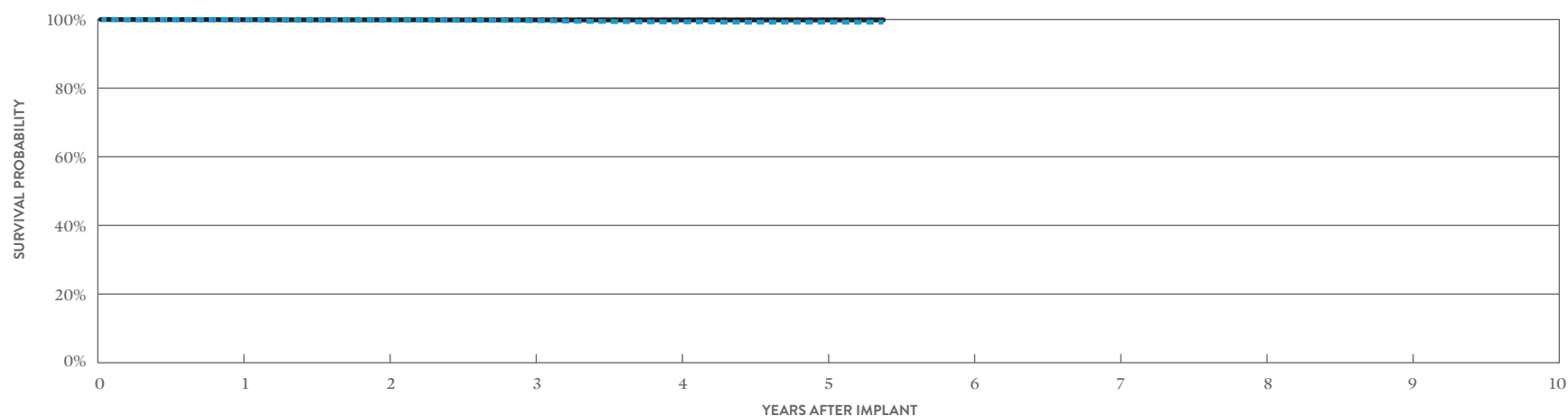
## CUSTOMER REPORTED PERFORMANCE DATA

### Unify Assura™ CRT-D

#### MODEL CD3357-40C\* (NON-BATTERY ADVISORY POPULATION)

US Regulatory Approval	June 2013
Registered US Implants	15,264
Estimated Active US Implants	10,782
Estimated Longevity	(see table on page 53)
Normal Battery Depletion	18
Max. Delivered Energy	40 joules
Number of US Advisories (see pg. 311)	One

	MALFUNCTIONS W/ COMPROMISED THERAPY		MALFUNCTIONS W/O COMPROMISED THERAPY	
	QTY	RATE	QTY	RATE
Electrical Component	0	0.00%	1	<0.01%
Electrical Interconnect	2	0.01%	0	0.00%
Battery	0	0.00%	1	<0.01%
High Voltage Capacitor	0	0.00%	0	0.00%
Software/Firmware	0	0.00%	0	0.00%
Mechanical	0	0.00%	1	<0.01%
Possible Early Battery Depletion	0	0.00%	1	<0.01%
Other	0	0.00%	1	<0.01%
<b>Total</b>	<b>2</b>	<b>0.01%</b>	<b>5</b>	<b>0.03%</b>



#### INCLUDING NORMAL BATTERY DEPLETION

YEAR	1	2	3	4	5	AT 65 MONTHS
SURVIVAL PROBABILITY	99.94%	99.87%	99.63%	99.29%	99.22%	99.22%
± 1 STANDARD ERROR	0.02%	0.03%	0.05%	0.10%	0.11%	0.11%
SAMPLE SIZE	13,620	10,700	8,220	5,610	2,620	280

#### EXCLUDING NORMAL BATTERY DEPLETION

YEAR	1	2	3	4	5	AT 65 MONTHS
SURVIVAL PROBABILITY	99.94%	99.91%	99.88%	99.88%	99.88%	99.88%
± 1 STANDARD ERROR	0.02%	0.03%	0.03%	0.03%	0.03%	0.03%

\*Parylene coating.



# Cardiac Resynchronization Therapy (CRT) ICDs

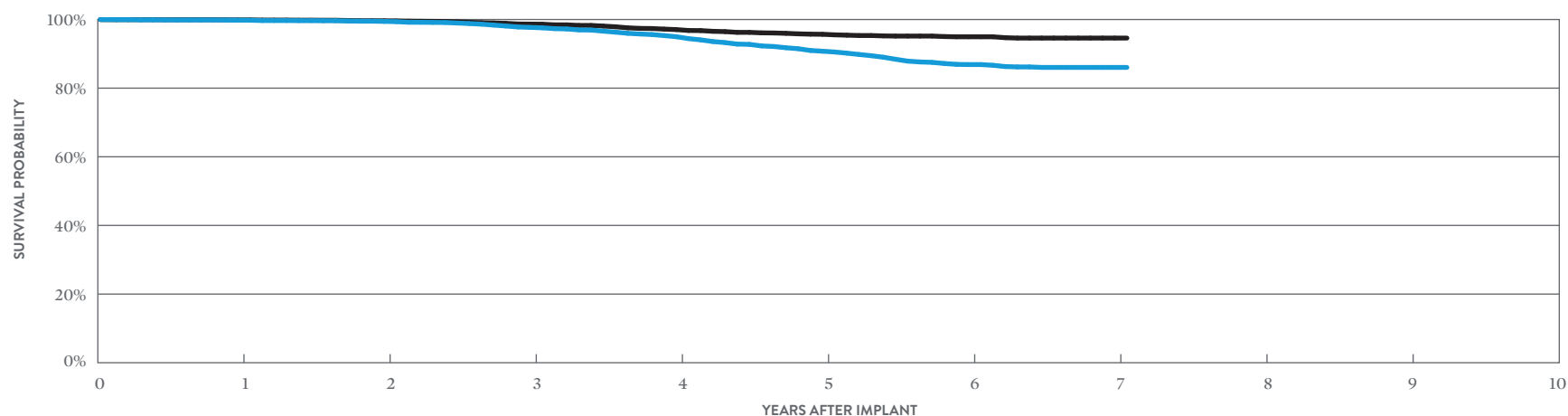
## CUSTOMER REPORTED PERFORMANCE DATA

### Unify Assura™ CRT-D

#### MODEL CD3357-40C\* (BATTERY ADVISORY POPULATION)

US Regulatory Approval	June 2013
Registered US Implants	9,588
Estimated Active US Implants	4,305
Estimated Longevity	(see table on page 53)
Normal Battery Depletion	182
Max. Delivered Energy	40 joules
Number of US Advisories (see pgs. 311, 312)	Three

	MALFUNCTIONS W/ COMPROMISED THERAPY		MALFUNCTIONS W/O COMPROMISED THERAPY	
	QTY	RATE	QTY	RATE
Electrical Component	2	0.02%	3	0.03%
Electrical Interconnect	2	0.02%	1	0.01%
Battery	0	0.00%	5	0.05%
High Voltage Capacitor	1	0.01%	0	0.00%
Software/Firmware	0	0.00%	2	0.02%
Mechanical	0	0.00%	1	0.01%
Possible Early Battery Depletion	18	0.19%	88	0.92%
Other	1	0.01%	3	0.03%
<b>Total</b>	<b>24</b>	<b>0.25%</b>	<b>103</b>	<b>1.07%</b>



#### INCLUDING NORMAL BATTERY DEPLETION

YEAR	1	2	3	4	5	6	7	AT 85 MONTHS
SURVIVAL PROBABILITY	99.81%	99.44%	97.70%	94.97%	90.73%	86.76%	85.93%	85.93%
± 1 STANDARD ERROR	0.04%	0.08%	0.17%	0.26%	0.37%	0.46%	0.50%	0.50%
SAMPLE SIZE	8,990	7,840	6,760	5,910	5,200	3,630	1,340	240

#### EXCLUDING NORMAL BATTERY DEPLETION

YEAR	1	2	3	4	5	6	7	AT 85 MONTHS
SURVIVAL PROBABILITY	99.89%	99.62%	98.66%	97.06%	95.68%	94.90%	94.53%	94.53%
± 1 STANDARD ERROR	0.03%	0.07%	0.14%	0.21%	0.26%	0.29%	0.32%	0.32%

\*Parylene coating.

# Cardiac Resynchronization Therapy (CRT) ICDs

## ACTIVELY MONITORED STUDY DATA

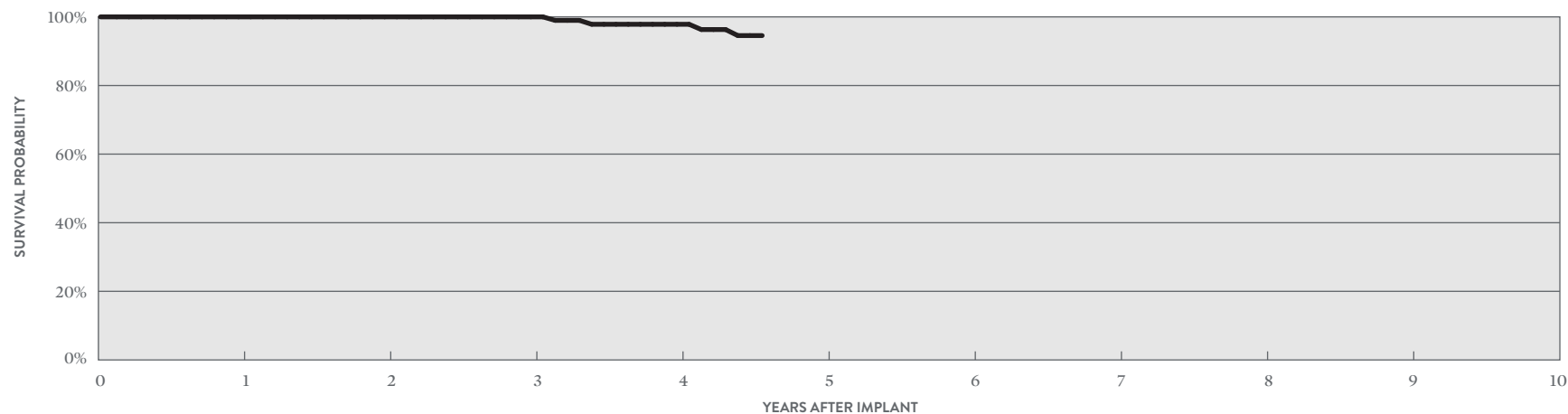
### Unify Assura™ CRT-D

#### MODEL CD3357-40C\*

US Regulatory Approval	June 2013
Number of Devices Enrolled in Study	232
Active Devices Enrolled in Study	82
Cumulative Months of Follow-up	7,939
Estimated Longevity	(see table on page 53)
Max. Delivered Energy	40 joules

QUALIFYING COMPLICATIONS	QTY	RATE
Premature Battery Depletion	4	1.72%
Skin Erosion	1	0.43%

	MALFUNCTIONS W/ COMPROMISED THERAPY		MALFUNCTIONS W/O COMPROMISED THERAPY	
	QTY	RATE	QTY	RATE
Electrical Component	0	0.00%	0	0.00%
Electrical Interconnect	0	0.00%	0	0.00%
Battery	0	0.00%	0	0.00%
High Voltage Capacitor	0	0.00%	0	0.00%
Software/Firmware	0	0.00%	0	0.00%
Mechanical	0	0.00%	0	0.00%
Possible Early Battery Depletion	0	0.00%	4	1.72%
Other	0	0.00%	0	0.00%
<b>Total</b>	<b>0</b>	<b>0.00%</b>	<b>4</b>	<b>1.72%</b>



#### ACTIVELY MONITORED STUDY DATA

YEAR	1	2	3	4	AT 55 MONTHS
SURVIVAL PROBABILITY	100.00%	100.00%	100.00%	97.84%	94.55%
± 1 STANDARD ERROR	0.00%	0.00%	0.00%	1.51%	2.72%
SAMPLE SIZE	210	170	120	90	50

\*Parylene coating.

# Cardiac Resynchronization Therapy (CRT) ICDs

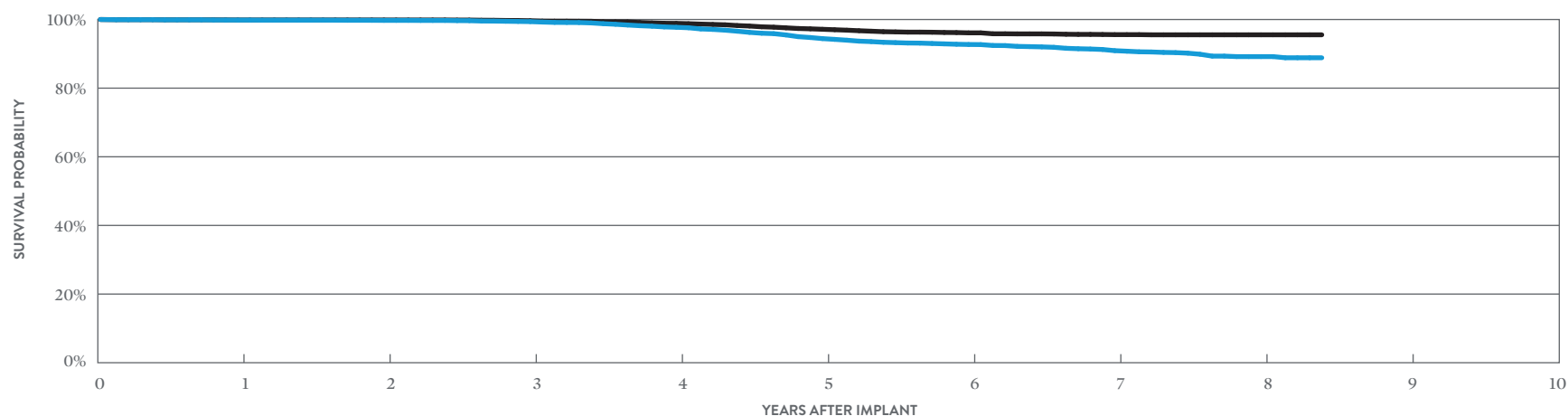
## CUSTOMER REPORTED PERFORMANCE DATA

### Quadra Assura™ CRT-D

#### MODEL CD3265-40Q\* (BATTERY ADVISORY POPULATION)

US Regulatory Approval	May 2012
Registered US Implants	13,540
Estimated Active US Implants	4,720
Estimated Longevity	(see table on page 53)
Normal Battery Depletion	167
Max. Delivered Energy	40 joules
Number of US Advisories (see pgs. 311, 312)	Three

	MALFUNCTIONS W/ COMPROMISED THERAPY		MALFUNCTIONS W/O COMPROMISED THERAPY	
	QTY	RATE	QTY	RATE
Electrical Component	2	0.01%	6	0.04%
Electrical Interconnect	1	<0.01%	0	0.00%
Battery	1	<0.01%	7	0.05%
High Voltage Capacitor	0	0.00%	0	0.00%
Software/Firmware	1	<0.01%	2	0.01%
Mechanical	0	0.00%	3	0.02%
Possible Early Battery Depletion	24	0.18%	98	0.72%
Other	1	<0.01%	0	0.00%
<b>Total</b>	<b>30</b>	<b>0.22%</b>	<b>116</b>	<b>0.86%</b>



#### INCLUDING NORMAL BATTERY DEPLETION

YEAR	1	2	3	4	5	6	7	8	AT 101 MONTHS
SURVIVAL PROBABILITY	99.83%	99.74%	99.38%	97.73%	94.44%	92.73%	90.95%	89.23%	88.89%
± 1 STANDARD ERROR	0.04%	0.04%	0.07%	0.15%	0.24%	0.28%	0.32%	0.41%	0.47%
SAMPLE SIZE	12,760	11,370	10,200	9,010	7,920	7,010	5,650	2,730	250

#### EXCLUDING NORMAL BATTERY DEPLETION

YEAR	1	2	3	4	5	6	7	8	AT 101 MONTHS
SURVIVAL PROBABILITY	99.87%	99.86%	99.64%	98.87%	97.15%	96.12%	95.60%	95.55%	95.55%
± 1 STANDARD ERROR	0.03%	0.03%	0.05%	0.11%	0.18%	0.21%	0.23%	0.23%	0.23%

\*DF4-LLHH connector type.

# Cardiac Resynchronization Therapy (CRT) ICDs

## ACTIVELY MONITORED STUDY DATA

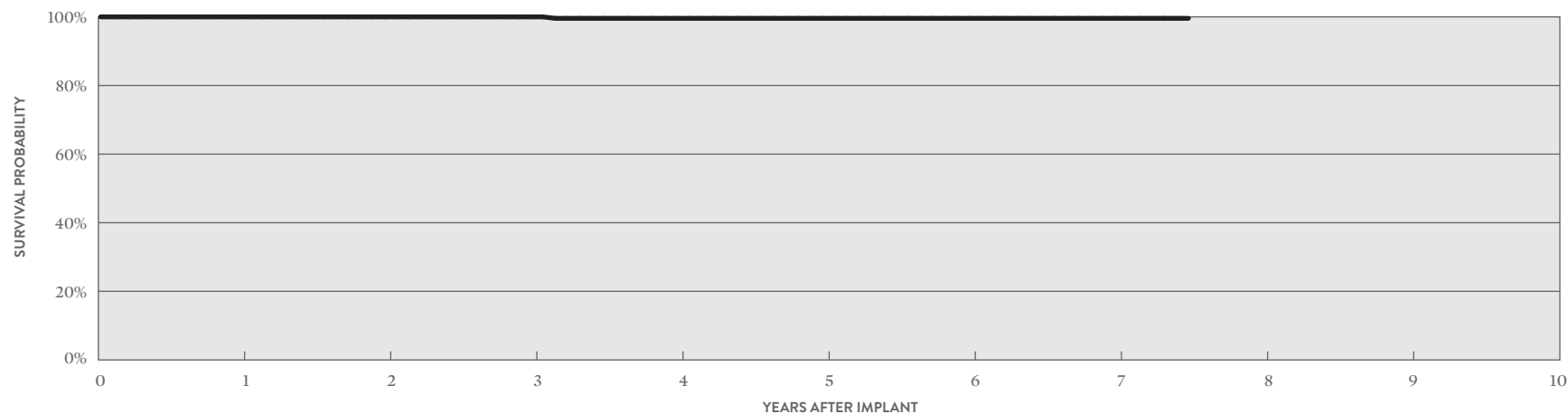
### Quadra Assura™ CRT-D

#### MODEL CD3265-40Q\*

US Regulatory Approval	May 2012
Number of Devices Enrolled in Study	421
Active Devices Enrolled in Study	143
Cumulative Months of Follow-up	19,927
Estimated Longevity	(see table on page 53)
Max. Delivered Energy	40 joules

QUALIFYING COMPLICATIONS	QTY	RATE
Premature Battery Depletion	1	0.24%

	MALFUNCTIONS W/ COMPROMISED THERAPY		MALFUNCTIONS W/O COMPROMISED THERAPY	
	QTY	RATE	QTY	RATE
Electrical Component	0	0.00%	0	0.00%
Electrical Interconnect	1	0.24%	0	0.00%
Battery	0	0.00%	0	0.00%
High Voltage Capacitor	0	0.00%	0	0.00%
Software/Firmware	0	0.00%	0	0.00%
Mechanical	0	0.00%	0	0.00%
Possible Early Battery Depletion	0	0.00%	1	0.24%
Other	0	0.00%	0	0.00%
<b>Total</b>	<b>1</b>	<b>0.24%</b>	<b>1</b>	<b>0.24%</b>



#### ACTIVELY MONITORED STUDY DATA

YEAR	1	2	3	4	5	6	7	AT 90 MONTHS
SURVIVAL PROBABILITY	100.00%	100.00%	100.00%	99.58%	99.58%	99.58%	99.58%	99.58%
± 1 STANDARD ERROR	0.00%	0.00%	0.00%	0.42%	0.42%	0.42%	0.42%	0.42%
SAMPLE SIZE	390	330	270	210	160	140	140	60

\*DF4-LLHH connector type.

# Cardiac Resynchronization Therapy (CRT) ICDs

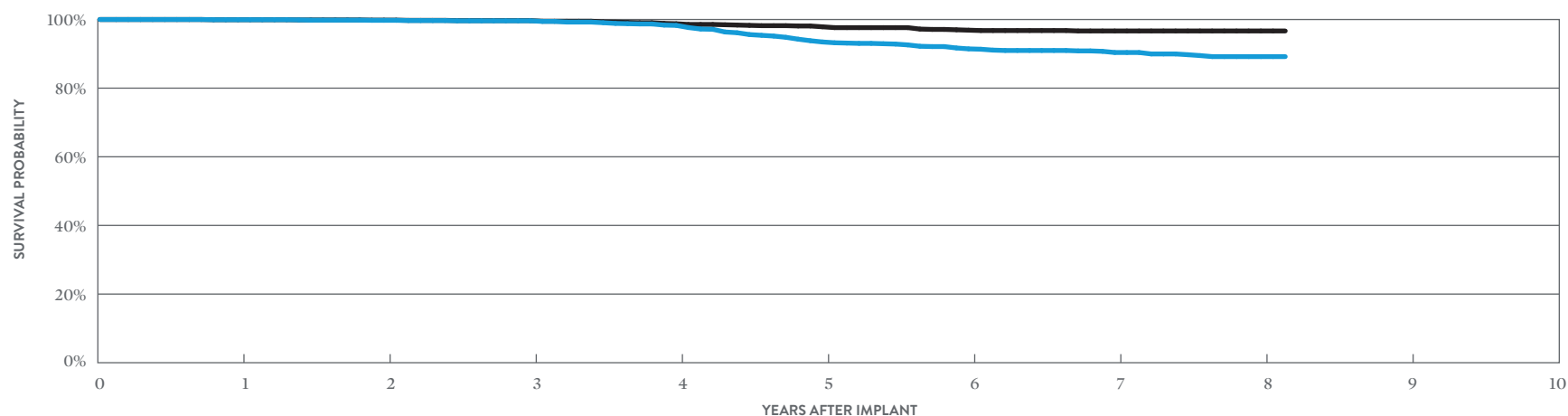
## CUSTOMER REPORTED PERFORMANCE DATA

### Quadra Assura™ CRT-D

#### MODEL CD3265-40 (BATTERY ADVISORY POPULATION)

US Regulatory Approval	May 2012
Registered US Implants	3,926
Estimated Active US Implants	1,332
Estimated Longevity	(see table on page 53)
Normal Battery Depletion	60
Max. Delivered Energy	40 joules
Number of US Advisories (see pgs. 311, 312)	Three

	MALFUNCTIONS W/ COMPROMISED THERAPY		MALFUNCTIONS W/O COMPROMISED THERAPY	
	QTY	RATE	QTY	RATE
Electrical Component	0	0.00%	0	0.00%
Electrical Interconnect	1	0.03%	0	0.00%
Battery	0	0.00%	2	0.05%
High Voltage Capacitor	0	0.00%	0	0.00%
Software/Firmware	0	0.00%	1	0.03%
Mechanical	0	0.00%	0	0.00%
Possible Early Battery Depletion	5	0.13%	17	0.43%
Other	7	0.18%	1	0.03%
<b>Total</b>	<b>13</b>	<b>0.33%</b>	<b>21</b>	<b>0.53%</b>



#### INCLUDING NORMAL BATTERY DEPLETION

YEAR	1	2	3	4	5	6	7	8	AT 98 MONTHS
SURVIVAL PROBABILITY	99.94%	99.76%	99.62%	98.29%	93.41%	91.39%	90.31%	89.13%	89.13%
± 1 STANDARD ERROR	0.04%	0.09%	0.11%	0.24%	0.50%	0.58%	0.62%	0.73%	0.73%
SAMPLE SIZE	3,660	3,240	2,910	2,540	2,170	1,890	1,510	760	220

#### EXCLUDING NORMAL BATTERY DEPLETION

YEAR	1	2	3	4	5	6	7	8	AT 98 MONTHS
SURVIVAL PROBABILITY	99.94%	99.82%	99.68%	98.77%	97.86%	96.88%	96.64%	96.64%	96.64%
± 1 STANDARD ERROR	0.04%	0.07%	0.10%	0.21%	0.27%	0.36%	0.39%	0.39%	0.39%

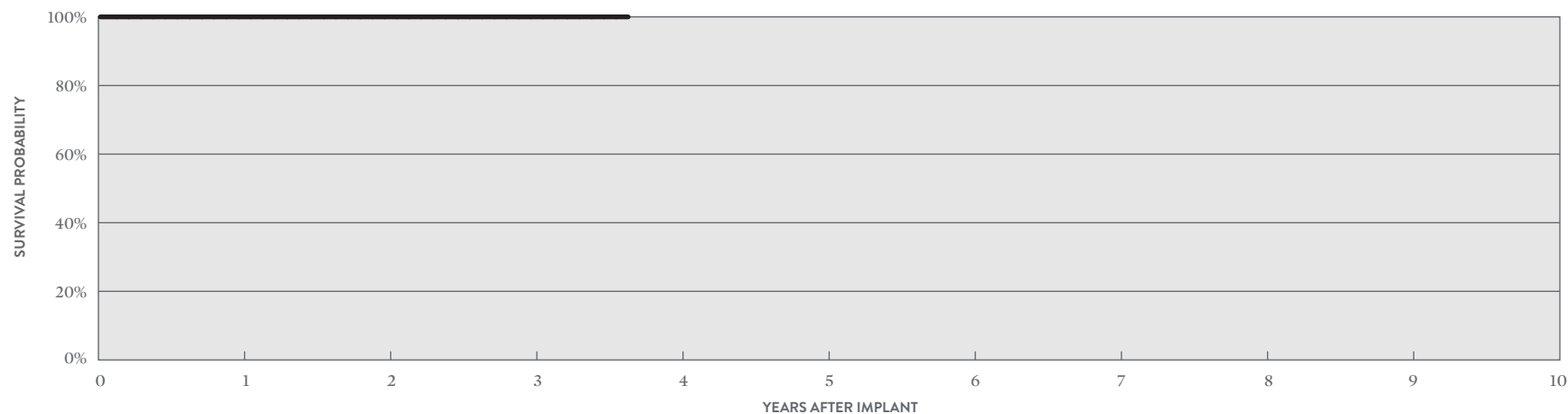
# Cardiac Resynchronization Therapy (CRT) ICDs

## ACTIVELY MONITORED STUDY DATA

### Quadra Assura™ CRT-D

#### MODEL CD3265-40

		QUALIFYING COMPLICATIONS		MALFUNCTIONS W/ COMPROMISED THERAPY		MALFUNCTIONS W/O COMPROMISED THERAPY	
		QTY	RATE	QTY	RATE	QTY	RATE
US Regulatory Approval	May 2012	Premature Battery Depletion	1	1.00%	Electrical Component	0	0.00%
Number of Devices Enrolled in Study	100				Electrical Interconnect	0	0.00%
Active Devices Enrolled in Study	37				Battery	0	0.00%
Cumulative Months of Follow-up	5,013				High Voltage Capacitor	0	0.00%
Estimated Longevity	(see table on page 53)				Software/Firmware	0	0.00%
Max. Delivered Energy	40 joules				Mechanical	0	0.00%
					Possible Early Battery Depletion	1	1.00%
					Other	0	0.00%
					<b>Total</b>	<b>1</b>	<b>1.00%</b>



#### ACTIVELY MONITORED STUDY DATA

YEAR	1	2	3	AT 44 MONTHS
SURVIVAL PROBABILITY	100.00%	100.00%	100.00%	100.00%
± 1 STANDARD ERROR	0.00%	0.00%	0.00%	0.00%
SAMPLE SIZE	100	80	60	50

# Cardiac Resynchronization Therapy (CRT) ICDs

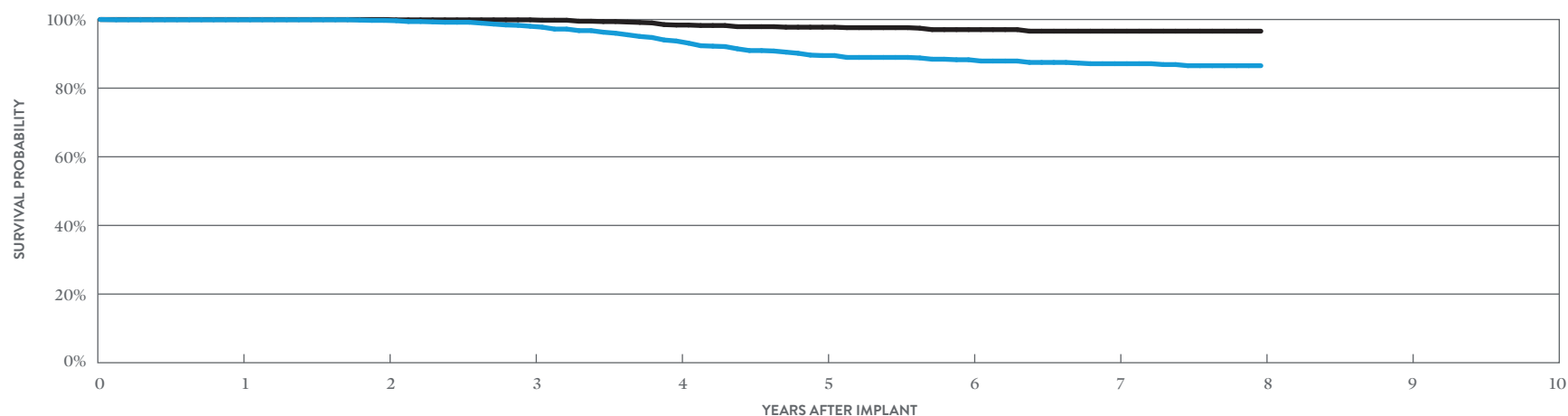
## CUSTOMER REPORTED PERFORMANCE DATA

### Unify Assura™ CRT-D

#### MODEL CD3257-40Q\* (BATTERY ADVISORY POPULATION)

US Regulatory Approval	May 2012
Registered US Implants	2,716
Estimated Active US Implants	879
Estimated Longevity	(see table on page 53)
Normal Battery Depletion	66
Max. Delivered Energy	40 joules
Number of US Advisories (see pgs. 311, 312)	Three

	MALFUNCTIONS W/ COMPROMISED THERAPY		MALFUNCTIONS W/O COMPROMISED THERAPY	
	QTY	RATE	QTY	RATE
Electrical Component	0	0.00%	0	0.00%
Electrical Interconnect	0	0.00%	0	0.00%
Battery	0	0.00%	2	0.07%
High Voltage Capacitor	0	0.00%	0	0.00%
Software/Firmware	1	0.04%	0	0.00%
Mechanical	0	0.00%	1	0.04%
Possible Early Battery Depletion	5	0.18%	11	0.41%
Other	2	0.07%	0	0.00%
<b>Total</b>	<b>8</b>	<b>0.29%</b>	<b>14</b>	<b>0.52%</b>



#### INCLUDING NORMAL BATTERY DEPLETION

YEAR	1	2	3	4	5	6	7	8
SURVIVAL PROBABILITY	99.92%	99.74%	98.04%	93.71%	89.44%	88.23%	87.08%	86.51%
± 1 STANDARD ERROR	0.05%	0.11%	0.29%	0.56%	0.75%	0.80%	0.84%	0.89%
SAMPLE SIZE	2,520	2,210	1,950	1,660	1,420	1,250	1,010	240

#### EXCLUDING NORMAL BATTERY DEPLETION

YEAR	1	2	3	4	5	6	7	8
SURVIVAL PROBABILITY	100.00%	100.00%	99.90%	98.37%	97.75%	97.03%	96.59%	96.59%
± 1 STANDARD ERROR	0.00%	0.00%	0.07%	0.30%	0.37%	0.44%	0.48%	0.48%

\*DF4-LLHH connector type.

# Cardiac Resynchronization Therapy (CRT) ICDs

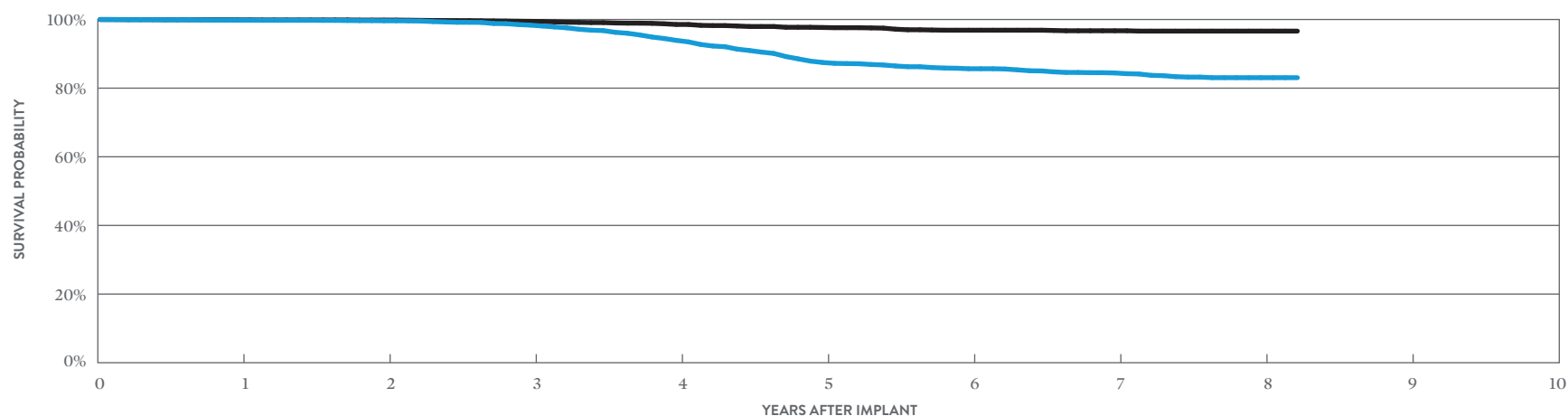
## CUSTOMER REPORTED PERFORMANCE DATA

### Unify Assura™ CRT-D

#### MODEL CD3257-40 (BATTERY ADVISORY POPULATION)

US Regulatory Approval	May 2012
Registered US Implants	6,744
Estimated Active US Implants	2,170
Estimated Longevity	(see table on page 53)
Normal Battery Depletion	207
Max. Delivered Energy	40 joules
Number of US Advisories (see pgs. 311, 312)	Three

	MALFUNCTIONS W/ COMPROMISED THERAPY		MALFUNCTIONS W/O COMPROMISED THERAPY	
	QTY	RATE	QTY	RATE
Electrical Component	6	0.09%	3	0.04%
Electrical Interconnect	1	0.01%	0	0.00%
Battery	1	0.01%	1	0.01%
High Voltage Capacitor	0	0.00%	0	0.00%
Software/Firmware	0	0.00%	4	0.06%
Mechanical	0	0.00%	0	0.00%
Possible Early Battery Depletion	10	0.15%	29	0.43%
Other	1	0.01%	1	0.01%
<b>Total</b>	<b>19</b>	<b>0.28%</b>	<b>38</b>	<b>0.56%</b>



#### INCLUDING NORMAL BATTERY DEPLETION

YEAR	1	2	3	4	5	6	7	8	AT 100 MONTHS
SURVIVAL PROBABILITY	99.81%	99.62%	98.37%	93.96%	87.56%	85.73%	84.51%	83.15%	83.15%
± 1 STANDARD ERROR	0.05%	0.08%	0.17%	0.34%	0.51%	0.55%	0.58%	0.63%	0.63%
SAMPLE SIZE	6,320	5,550	4,890	4,220	3,580	3,070	2,460	1,280	200

#### EXCLUDING NORMAL BATTERY DEPLETION

YEAR	1	2	3	4	5	6	7	8	AT 100 MONTHS
SURVIVAL PROBABILITY	99.90%	99.83%	99.46%	98.56%	97.69%	96.90%	96.74%	96.64%	96.64%
± 1 STANDARD ERROR	0.03%	0.05%	0.10%	0.16%	0.23%	0.28%	0.29%	0.30%	0.30%



# Cardiac Resynchronization Therapy (CRT) ICDs

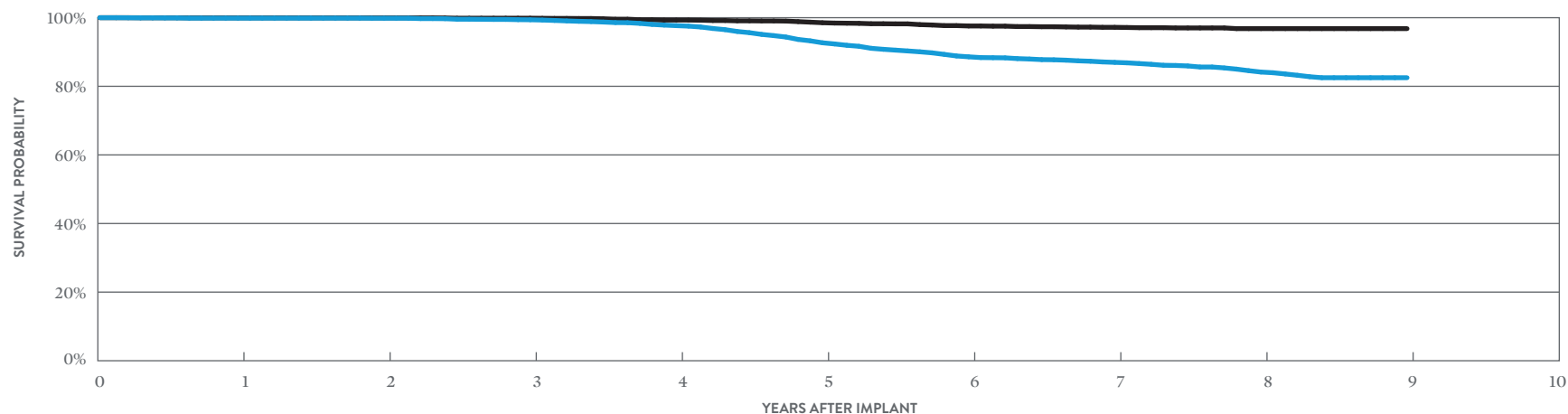
## CUSTOMER REPORTED PERFORMANCE DATA

### Unify Quadra™ CRT-D

#### MODEL CD3249-40Q\* (BATTERY ADVISORY POPULATION)

US Regulatory Approval	November 2011
Registered US Implants	8,948
Estimated Active US Implants	2,390
Estimated Longevity	(see table on page 53)
Normal Battery Depletion	266
Max. Delivered Energy	40 joules
Number of US Advisories (see pgs. 311, 312)	Three

	MALFUNCTIONS W/ COMPROMISED THERAPY		MALFUNCTIONS W/O COMPROMISED THERAPY	
	QTY	RATE	QTY	RATE
Electrical Component	4	0.04%	3	0.03%
Electrical Interconnect	0	0.00%	0	0.00%
Battery	1	0.01%	1	0.01%
High Voltage Capacitor	0	0.00%	0	0.00%
Software/Firmware	0	0.00%	0	0.00%
Mechanical	0	0.00%	1	0.01%
Possible Early Battery Depletion	16	0.18%	36	0.40%
Other	3	0.03%	0	0.00%
<b>Total</b>	<b>24</b>	<b>0.27%</b>	<b>41</b>	<b>0.46%</b>



#### INCLUDING NORMAL BATTERY DEPLETION

YEAR	1	2	3	4	5	6	7	8	9
SURVIVAL PROBABILITY	99.87%	99.84%	99.39%	97.67%	92.63%	88.52%	86.90%	84.08%	82.40%
± 1 STANDARD ERROR	0.04%	0.04%	0.09%	0.18%	0.33%	0.43%	0.46%	0.53%	0.60%
SAMPLE SIZE	8,430	7,550	6,830	6,130	5,310	4,500	3,770	2,720	230

#### EXCLUDING NORMAL BATTERY DEPLETION

YEAR	1	2	3	4	5	6	7	8	9
SURVIVAL PROBABILITY	99.95%	99.95%	99.85%	99.29%	98.53%	97.56%	97.18%	96.80%	96.80%
± 1 STANDARD ERROR	0.02%	0.02%	0.05%	0.11%	0.15%	0.21%	0.24%	0.26%	0.26%

\*DF4-LLHH connector type.

# Cardiac Resynchronization Therapy (CRT) ICDs

## ACTIVELY MONITORED STUDY DATA

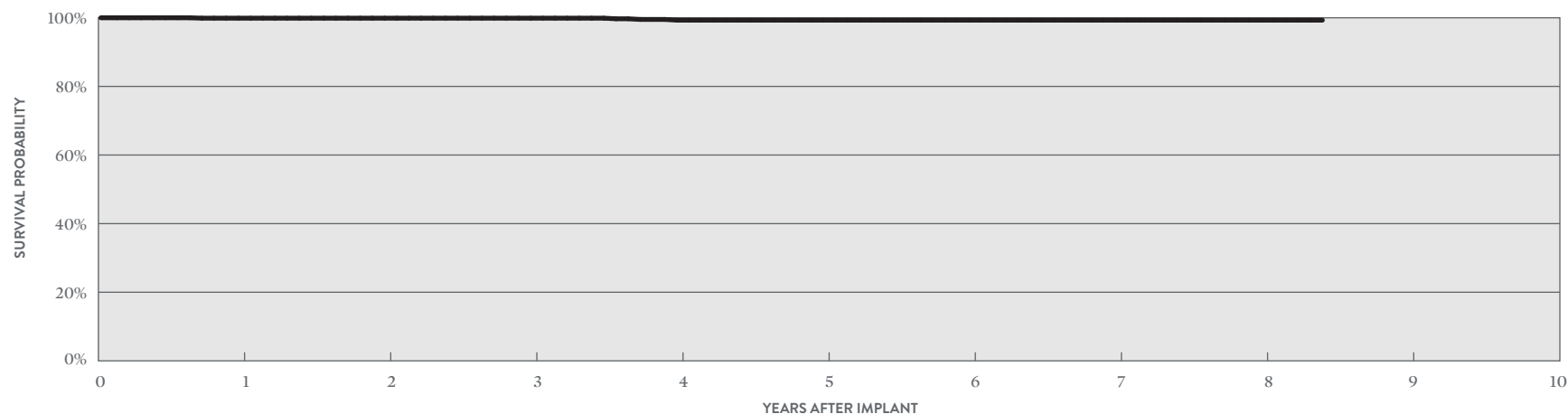
### Unify Quadra™ CRT-D

#### MODEL CD3249-40Q\*

US Regulatory Approval	November 2011
Number of Devices Enrolled in Study	989
Active Devices Enrolled in Study	366
Cumulative Months of Follow-up	52,815
Estimated Longevity	(see table on page 53)
Max. Delivered Energy	40 joules

QUALIFYING COMPLICATIONS	QTY	RATE
Premature Battery Depletion	3	0.30%
Skin Erosion	1	0.10%

	MALFUNCTIONS W/ COMPROMISED THERAPY		MALFUNCTIONS W/O COMPROMISED THERAPY	
	QTY	RATE	QTY	RATE
Electrical Component	0	0.00%	0	0.00%
Electrical Interconnect	0	0.00%	0	0.00%
Battery	0	0.00%	0	0.00%
High Voltage Capacitor	0	0.00%	0	0.00%
Software/Firmware	0	0.00%	0	0.00%
Mechanical	0	0.00%	0	0.00%
Possible Early Battery Depletion	1	0.10%	3	0.30%
Other	1	0.10%	0	0.00%
<b>Total</b>	<b>2</b>	<b>0.20%</b>	<b>3</b>	<b>0.30%</b>



#### ACTIVELY MONITORED STUDY DATA

YEAR	1	2	3	4	5	6	7	8	AT 101 MONTHS
SURVIVAL PROBABILITY	99.89%	99.89%	99.89%	99.31%	99.31%	99.31%	99.31%	99.31%	99.31%
± 1 STANDARD ERROR	0.11%	0.11%	0.11%	0.29%	0.35%	0.35%	0.35%	0.35%	0.35%
SAMPLE SIZE	920	780	660	550	430	380	370	280	70

\*DF4-LLHH connector type.

# Cardiac Resynchronization Therapy (CRT) ICDs

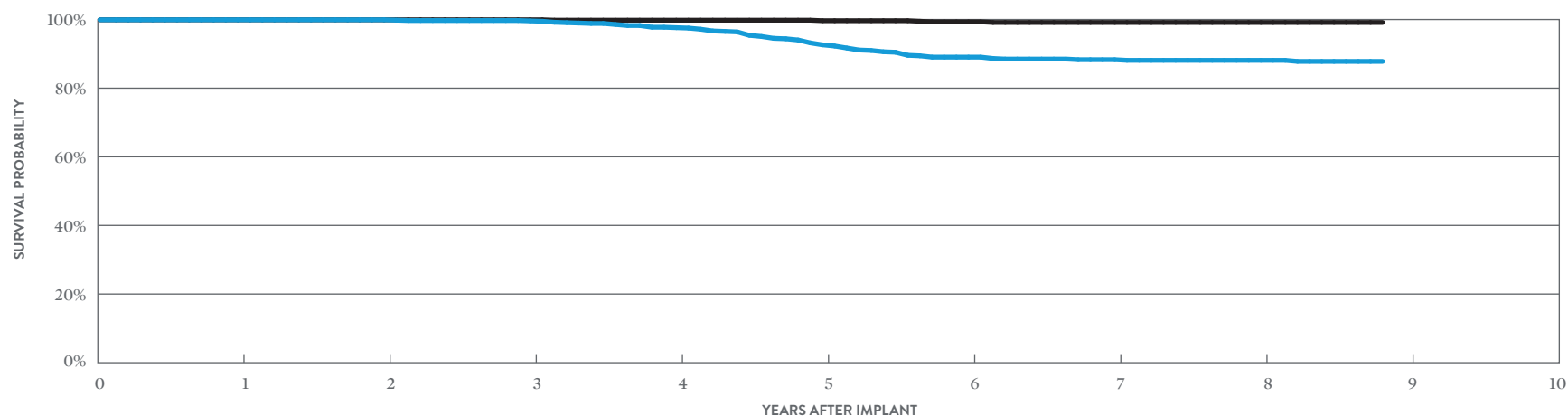
## CUSTOMER REPORTED PERFORMANCE DATA

### Unify Quadra™ CRT-D

#### MODEL CD3249-40 (BATTERY ADVISORY POPULATION)

US Regulatory Approval	November 2011
Registered US Implants	2,523
Estimated Active US Implants	699
Estimated Longevity	(see table on page 53)
Normal Battery Depletion	68
Max. Delivered Energy	40 joules
Number of US Advisories (see pgs. 311, 312)	Three

	MALFUNCTIONS W/ COMPROMISED THERAPY		MALFUNCTIONS W/O COMPROMISED THERAPY	
	QTY	RATE	QTY	RATE
Electrical Component	0	0.00%	0	0.00%
Electrical Interconnect	0	0.00%	0	0.00%
Battery	0	0.00%	0	0.00%
High Voltage Capacitor	0	0.00%	0	0.00%
Software/Firmware	0	0.00%	0	0.00%
Mechanical	0	0.00%	1	0.04%
Possible Early Battery Depletion	0	0.00%	4	0.16%
Other	1	0.04%	0	0.00%
<b>Total</b>	<b>1</b>	<b>0.04%</b>	<b>5</b>	<b>0.20%</b>



#### INCLUDING NORMAL BATTERY DEPLETION

YEAR	1	2	3	4	5	6	7	8	AT 106 MONTHS
SURVIVAL PROBABILITY	99.92%	99.92%	99.60%	97.58%	92.51%	88.86%	88.11%	87.91%	87.60%
± 1 STANDARD ERROR	0.06%	0.06%	0.12%	0.36%	0.65%	0.83%	0.86%	0.87%	0.89%
SAMPLE SIZE	2,360	2,060	1,830	1,620	1,400	1,200	1,010	770	200

#### EXCLUDING NORMAL BATTERY DEPLETION

YEAR	1	2	3	4	5	6	7	8	AT 106 MONTHS
SURVIVAL PROBABILITY	99.92%	99.92%	99.92%	99.80%	99.65%	99.31%	99.13%	99.13%	99.13%
± 1 STANDARD ERROR	0.06%	0.06%	0.06%	0.10%	0.10%	0.23%	0.26%	0.26%	0.26%

# Cardiac Resynchronization Therapy (CRT) ICDs

## ACTIVELY MONITORED STUDY DATA

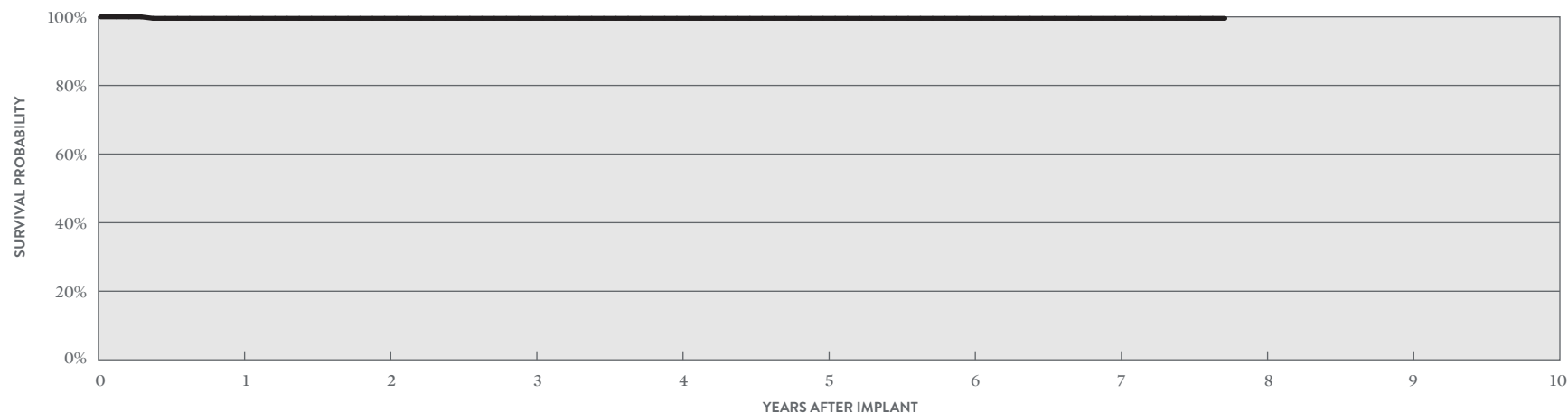
### Unify Quadra™ CRT-D

#### MODEL CD3249-40

US Regulatory Approval	November 2011
Number of Devices Enrolled in Study	245
Active Devices Enrolled in Study	65
Cumulative Months of Follow-up	11,699
Estimated Longevity	(see table on page 53)
Max. Delivered Energy	40 joules

QUALIFYING COMPLICATIONS	QTY	RATE
Skin Erosion	1	0.41%

	MALFUNCTIONS W/ COMPROMISED THERAPY		MALFUNCTIONS W/O COMPROMISED THERAPY	
	QTY	RATE	QTY	RATE
Electrical Component	0	0.00%	0	0.00%
Electrical Interconnect	0	0.00%	0	0.00%
Battery	0	0.00%	0	0.00%
High Voltage Capacitor	0	0.00%	0	0.00%
Software/Firmware	0	0.00%	0	0.00%
Mechanical	0	0.00%	0	0.00%
Possible Early Battery Depletion	0	0.00%	0	0.00%
Other	0	0.00%	0	0.00%
<b>Total</b>	<b>0</b>	<b>0.00%</b>	<b>0</b>	<b>0.00%</b>



#### ACTIVELY MONITORED STUDY DATA

YEAR	1	2	3	4	5	6	7	AT 93 MONTHS
SURVIVAL PROBABILITY	99.57%	99.57%	99.57%	99.57%	99.57%	99.57%	99.57%	99.57%
± 1 STANDARD ERROR	0.43%	0.43%	0.43%	0.43%	0.43%	0.43%	0.43%	0.43%
SAMPLE SIZE	230	190	160	130	90	70	70	50

# Cardiac Resynchronization Therapy (CRT) ICDs

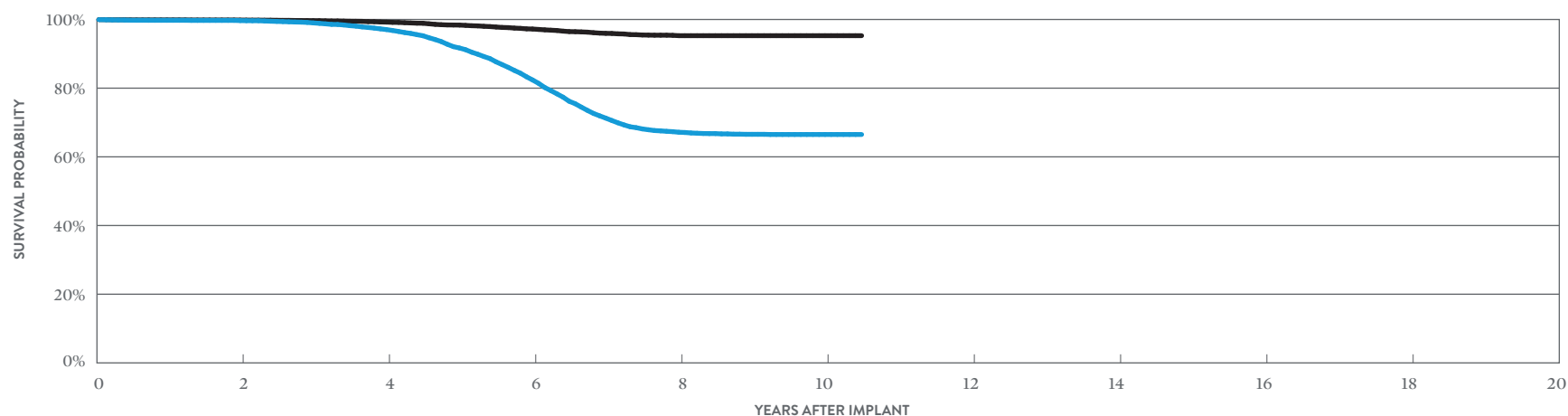
## CUSTOMER REPORTED PERFORMANCE DATA

### Unify™ CRT-D

#### MODEL CD3231-40Q (BATTERY ADVISORY POPULATION)

US Regulatory Approval	May 2010
Registered US Implants	19,028
Estimated Active US Implants	3,997
Estimated Longevity	(see table on page 53)
Normal Battery Depletion	1,217
Max. Delivered Energy	40 joules
Number of US Advisories (see pgs. 311, 312)	Three

	MALFUNCTIONS W/ COMPROMISED THERAPY		MALFUNCTIONS W/O COMPROMISED THERAPY	
	QTY	RATE	QTY	RATE
Electrical Component	2	0.01%	5	0.03%
Electrical Interconnect	1	<0.01%	0	0.00%
Battery	14	0.07%	9	0.05%
High Voltage Capacitor	16	0.08%	6	0.03%
Software/Firmware	0	0.00%	2	0.01%
Mechanical	1	<0.01%	2	0.01%
Possible Early Battery Depletion	56	0.29%	58	0.30%
Other	8	0.04%	6	0.03%
<b>Total</b>	<b>98</b>	<b>0.52%</b>	<b>88</b>	<b>0.46%</b>



#### INCLUDING NORMAL BATTERY DEPLETION

YEAR	2	4	6	8	10	AT 126 MONTHS
SURVIVAL PROBABILITY	99.67%	97.05%	82.24%	66.90%	66.25%	66.25%
± 1 STANDARD ERROR	0.04%	0.14%	0.35%	0.47%	0.48%	0.48%
SAMPLE SIZE	15,650	12,530	9,290	5,700	2,220	270

#### EXCLUDING NORMAL BATTERY DEPLETION

YEAR	2	4	6	8	10	AT 126 MONTHS
SURVIVAL PROBABILITY	99.83%	99.22%	97.19%	95.24%	95.24%	95.24%
± 1 STANDARD ERROR	0.03%	0.07%	0.16%	0.22%	0.23%	0.23%

\*DF4-LLHH connector type.

# Cardiac Resynchronization Therapy (CRT) ICDs

## ACTIVELY MONITORED STUDY DATA

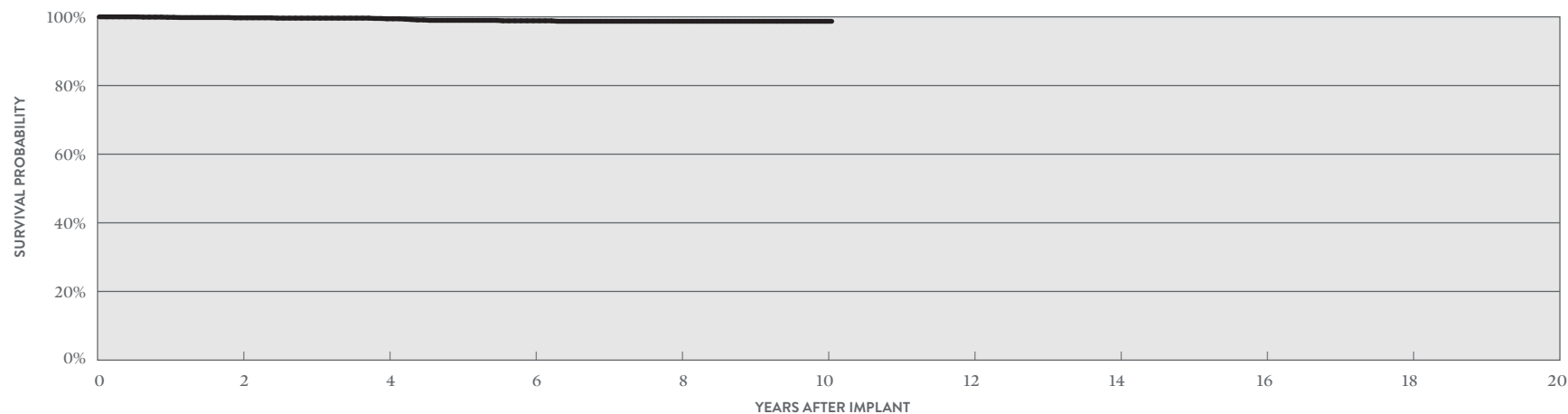
### Unify™ CRT-D

#### MODEL CD3231-40Q

US Regulatory Approval	May 2010
Number of Devices Enrolled in Study	1,680
Active Devices Enrolled in Study	651
Cumulative Months of Follow-up	107,111
Estimated Longevity	(see table on page 53)
Max. Delivered Energy	40 joules

QUALIFYING COMPLICATIONS	QTY	RATE
Inappropriate Shock	2	0.12%
Premature Battery Depletion	10	0.60%
Skin Erosion	1	0.06%

	MALFUNCTIONS W/ COMPROMISED THERAPY		MALFUNCTIONS W/O COMPROMISED THERAPY	
	QTY	RATE	QTY	RATE
Electrical Component	0	0.00%	1	0.06%
Electrical Interconnect	0	0.00%	0	0.00%
Battery	1	0.06%	1	0.06%
High Voltage Capacitor	1	0.06%	0	0.00%
Software/Firmware	0	0.00%	0	0.00%
Mechanical	0	0.00%	1	0.06%
Possible Early Battery Depletion	12	0.71%	4	0.24%
Other	2	0.12%	0	0.00%
<b>Total</b>	<b>16</b>	<b>0.95%</b>	<b>7</b>	<b>0.42%</b>



#### ACTIVELY MONITORED STUDY DATA

YEAR	2	4	6	8	10	AT 121 MONTHS
SURVIVAL PROBABILITY	99.72%	99.43%	98.85%	98.71%	98.71%	98.71%
± 1 STANDARD ERROR	0.14%	0.19%	0.34%	0.37%	0.37%	0.37%
SAMPLE SIZE	1,360	1,020	750	670	290	60

\*DF4-LLHH connector type.

# Cardiac Resynchronization Therapy (CRT) ICDs

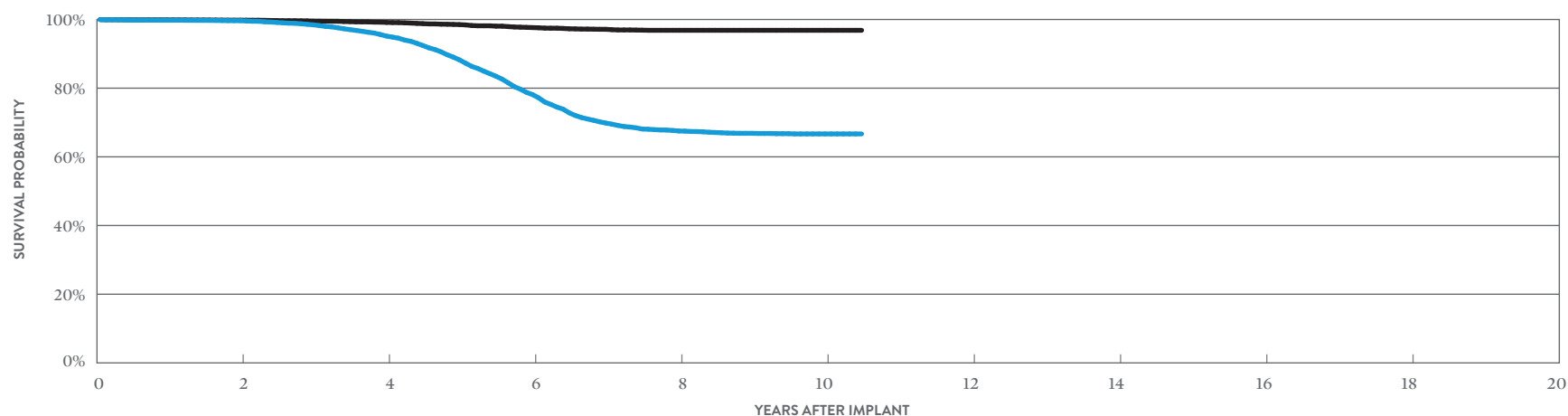
## CUSTOMER REPORTED PERFORMANCE DATA

### Unify™ CRT-D

#### MODEL CD3231-40 (BATTERY ADVISORY POPULATION)

US Regulatory Approval	May 2010
Registered US Implants	20,500
Estimated Active US Implants	4,786
Estimated Longevity	(see table on page 53)
Normal Battery Depletion	1,357
Max. Delivered Energy	40 joules
Number of US Advisories (see pgs. 311, 312)	Three

	MALFUNCTIONS W/ COMPROMISED THERAPY		MALFUNCTIONS W/O COMPROMISED THERAPY	
	QTY	RATE	QTY	RATE
Electrical Component	10	0.05%	5	0.02%
Electrical Interconnect	3	0.01%	0	0.00%
Battery	9	0.04%	3	0.01%
High Voltage Capacitor	7	0.03%	0	0.00%
Software/Firmware	0	0.00%	2	<0.01%
Mechanical	1	<0.01%	1	<0.01%
Possible Early Battery Depletion	32	0.16%	43	0.21%
Other	11	0.05%	11	0.05%
<b>Total</b>	<b>73</b>	<b>0.36%</b>	<b>65</b>	<b>0.32%</b>



#### INCLUDING NORMAL BATTERY DEPLETION

YEAR	2	4	6	8	10	AT 126 MONTHS
SURVIVAL PROBABILITY	99.64%	95.16%	78.06%	67.35%	66.51%	66.51%
± 1 STANDARD ERROR	0.04%	0.17%	0.38%	0.45%	0.46%	0.46%
SAMPLE SIZE	16,670	12,920	9,200	5,860	2,040	250

#### EXCLUDING NORMAL BATTERY DEPLETION

YEAR	2	4	6	8	10	AT 126 MONTHS
SURVIVAL PROBABILITY	99.80%	99.14%	97.63%	96.84%	96.84%	96.84%
± 1 STANDARD ERROR	0.03%	0.07%	0.14%	0.18%	0.18%	0.18%

# Cardiac Resynchronization Therapy (CRT) ICDs

## ACTIVELY MONITORED STUDY DATA

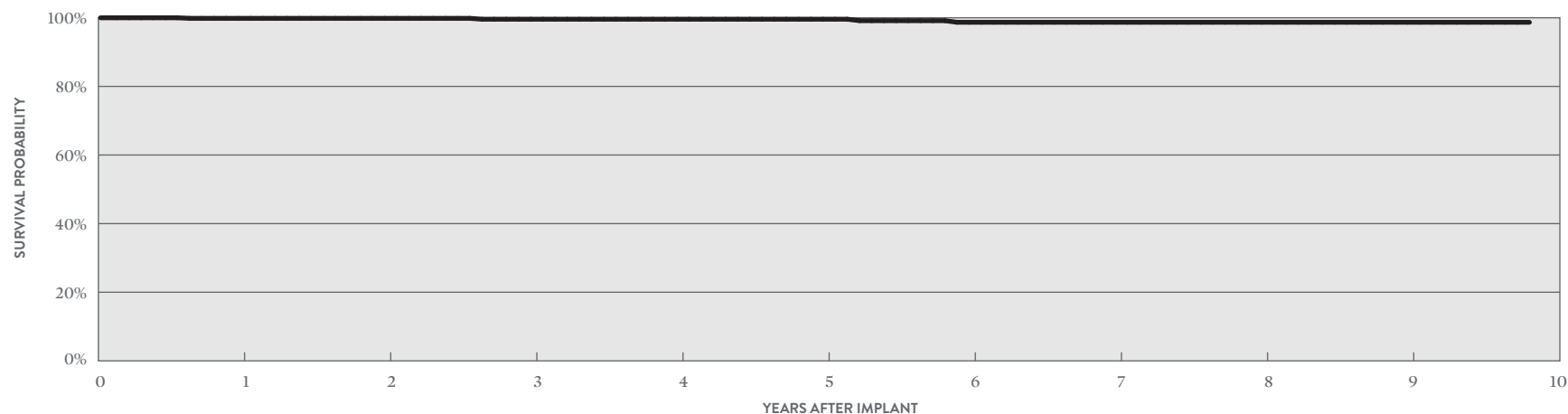
### Unify™ CRT-D

#### MODEL CD3231-40

US Regulatory Approval	May 2010
Number of Devices Enrolled in Study	688
Active Devices Enrolled in Study	165
Cumulative Months of Follow-up	35,831
Estimated Longevity	(see table on page 53)
Max. Delivered Energy	40 joules

QUALIFYING COMPLICATIONS	QTY	RATE
Premature Battery Depletion	3	0.44%
Skin Erosion	1	0.15%

	MALFUNCTIONS W/ COMPROMISED THERAPY		MALFUNCTIONS W/O COMPROMISED THERAPY	
	QTY	RATE	QTY	RATE
Electrical Component	1	0.15%	0	0.00%
Electrical Interconnect	1	0.15%	0	0.00%
Battery	1	0.15%	2	0.29%
High Voltage Capacitor	0	0.00%	0	0.00%
Software/Firmware	0	0.00%	1	0.15%
Mechanical	0	0.00%	0	0.00%
Possible Early Battery Depletion	1	0.15%	2	0.29%
Other	0	0.00%	1	0.15%
<b>Total</b>	<b>4</b>	<b>0.58%</b>	<b>6</b>	<b>0.87%</b>



#### ACTIVELY MONITORED STUDY DATA

YEAR	1	2	3	4	5	6	7	8	9	AT 118 MONTHS
SURVIVAL PROBABILITY	99.84%	99.84%	99.59%	99.59%	99.59%	98.69%	98.69%	98.69%	98.69%	98.69%
± 1 STANDARD ERROR	0.16%	0.16%	0.29%	0.29%	0.29%	0.70%	0.70%	0.70%	0.70%	0.70%
SAMPLE SIZE	630	510	410	350	280	220	190	180	150	50



# Cardiac Resynchronization Therapy (CRT) ICDs

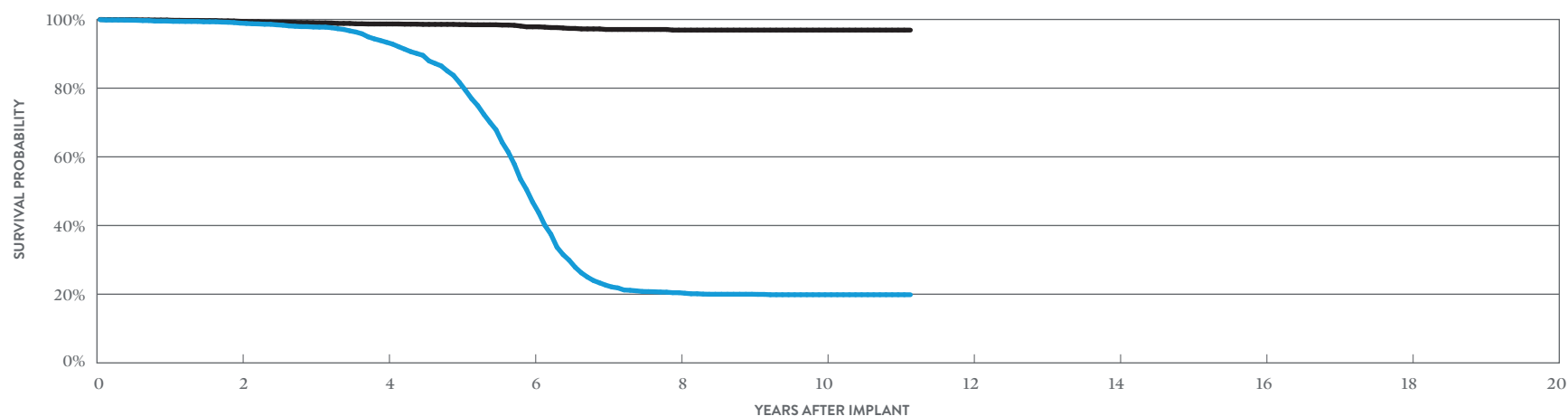
## CUSTOMER REPORTED PERFORMANCE DATA

### Promote™ + CRT-D

#### MODEL CD3211-36Q\*

US Regulatory Approval	February 2009
Registered US Implants	6,903
Estimated Active US Implants	917
Estimated Longevity	(see table on page 53)
Normal Battery Depletion	1,325
Max. Delivered Energy	36 joules
Number of US Advisories (see pg. 311)	One

	MALFUNCTIONS W/ COMPROMISED THERAPY		MALFUNCTIONS W/O COMPROMISED THERAPY	
	QTY	RATE	QTY	RATE
Electrical Component	4	0.06%	3	0.04%
Electrical Interconnect	0	0.00%	0	0.00%
Battery	9	0.13%	5	0.07%
High Voltage Capacitor	1	0.01%	0	0.00%
Software/Firmware	0	0.00%	11	0.16%
Mechanical	1	0.01%	0	0.00%
Possible Early Battery Depletion	2	0.03%	0	0.00%
Other	5	0.07%	6	0.09%
<b>Total</b>	<b>22</b>	<b>0.32%</b>	<b>25</b>	<b>0.36%</b>



#### INCLUDING NORMAL BATTERY DEPLETION

YEAR	2	4	6	8	10	AT 134 MONTHS
SURVIVAL PROBABILITY	98.95%	93.40%	46.68%	20.11%	19.52%	19.52%
± 1 STANDARD ERROR	0.12%	0.35%	0.79%	0.60%	0.59%	0.59%
SAMPLE SIZE	5,450	4,240	2,600	1,120	920	210

#### EXCLUDING NORMAL BATTERY DEPLETION

YEAR	2	4	6	8	10	AT 134 MONTHS
SURVIVAL PROBABILITY	99.45%	98.70%	97.87%	96.89%	96.89%	96.89%
± 1 STANDARD ERROR	0.09%	0.16%	0.24%	0.35%	0.35%	0.35%

\*DF4-LLHH connector type.

# Cardiac Resynchronization Therapy (CRT) ICDs

## ACTIVELY MONITORED STUDY DATA

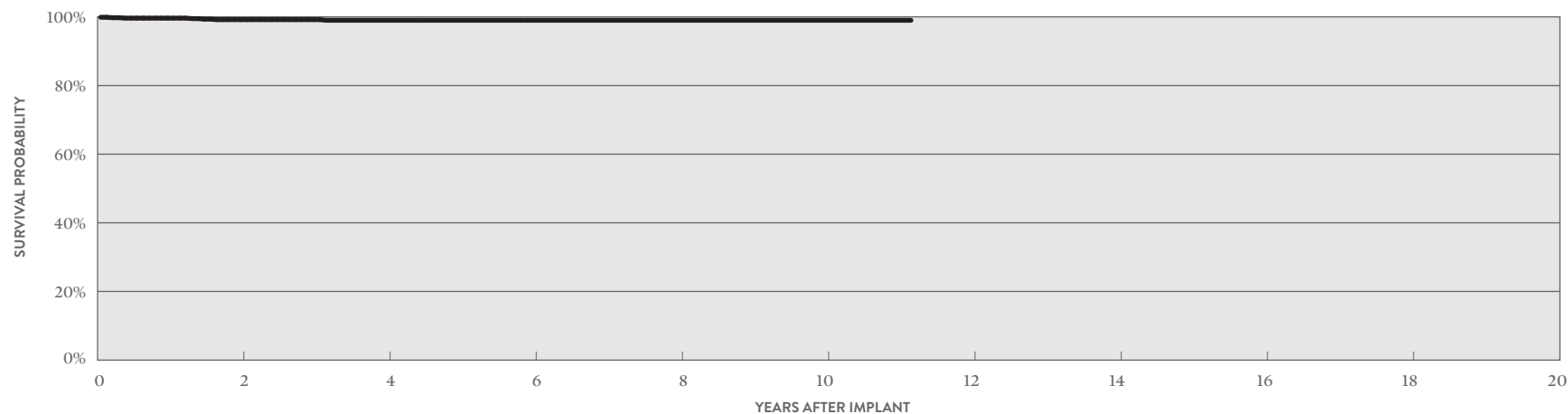
### Promote™ + CRT-D

#### MODEL CD3211-36Q\*

US Regulatory Approval	February 2009
Number of Devices Enrolled in Study	856
Active Devices Enrolled in Study	207
Cumulative Months of Follow-up	51,180
Estimated Longevity	(see table on page 53)
Max. Delivered Energy	36 joules

QUALIFYING COMPLICATIONS	QTY	RATE
Inappropriate Shock	3	0.35%
Premature Battery Depletion	2	0.23%
Skin Erosion	2	0.23%

	MALFUNCTIONS W/ COMPROMISED THERAPY		MALFUNCTIONS W/O COMPROMISED THERAPY	
	QTY	RATE	QTY	RATE
Electrical Component	1	0.12%	1	0.12%
Electrical Interconnect	0	0.00%	0	0.00%
Battery	1	0.12%	1	0.12%
High Voltage Capacitor	0	0.00%	0	0.00%
Software/Firmware	0	0.00%	0	0.00%
Mechanical	0	0.00%	1	0.12%
Possible Early Battery Depletion	2	0.23%	0	0.00%
Other	0	0.00%	0	0.00%
<b>Total</b>	<b>4</b>	<b>0.47%</b>	<b>3</b>	<b>0.35%</b>



#### ACTIVELY MONITORED STUDY DATA

YEAR	2	4	6	8	10	AT 134 MONTHS
SURVIVAL PROBABILITY	99.19%	99.00%	99.00%	99.00%	99.00%	99.00%
± 1 STANDARD ERROR	0.33%	0.38%	0.38%	0.38%	0.38%	0.38%
SAMPLE SIZE	680	480	300	240	210	70

\*DF4-LLHH connector type.

# Cardiac Resynchronization Therapy (CRT) ICDs

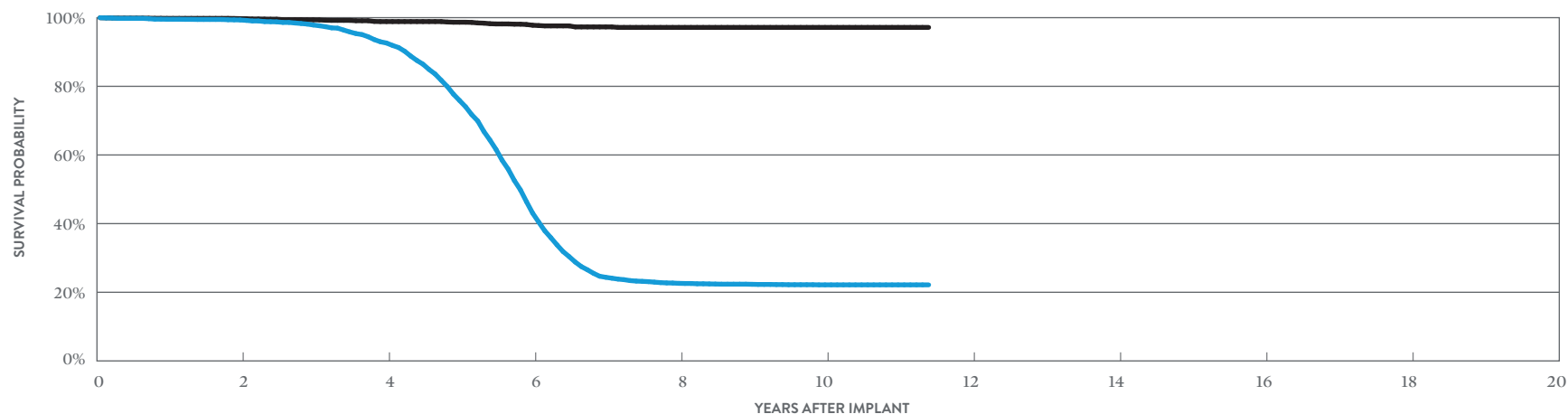
## CUSTOMER REPORTED PERFORMANCE DATA

### Promote™ + CRT-D

#### MODEL CD3211-36

US Regulatory Approval	February 2009
Registered US Implants	8,646
Estimated Active US Implants	1,127
Estimated Longevity	(see table on page 53)
Normal Battery Depletion	1,485
Max. Delivered Energy	36 joules
Number of US Advisories (see pg. 311)	One

	MALFUNCTIONS W/ COMPROMISED THERAPY		MALFUNCTIONS W/O COMPROMISED THERAPY	
	QTY	RATE	QTY	RATE
Electrical Component	3	0.03%	3	0.03%
Electrical Interconnect	0	0.00%	0	0.00%
Battery	11	0.13%	3	0.03%
High Voltage Capacitor	2	0.02%	0	0.00%
Software/Firmware	1	0.01%	11	0.13%
Mechanical	0	0.00%	1	0.01%
Possible Early Battery Depletion	5	0.06%	1	0.01%
Other	5	0.06%	3	0.03%
<b>Total</b>	<b>27</b>	<b>0.31%</b>	<b>22</b>	<b>0.25%</b>



#### INCLUDING NORMAL BATTERY DEPLETION

YEAR	2	4	6	8	10	AT 137 MONTHS
SURVIVAL PROBABILITY	99.33%	92.54%	42.50%	22.15%	21.72%	21.72%
± 1 STANDARD ERROR	0.09%	0.35%	0.73%	0.58%	0.58%	0.58%
SAMPLE SIZE	6,700	4,960	2,800	1,320	1,090	240

#### EXCLUDING NORMAL BATTERY DEPLETION

YEAR	2	4	6	8	10	AT 137 MONTHS
SURVIVAL PROBABILITY	99.72%	98.85%	97.76%	97.12%	97.12%	97.12%
± 1 STANDARD ERROR	0.06%	0.14%	0.22%	0.31%	0.31%	0.31%

# Cardiac Resynchronization Therapy (CRT) ICDs

## ACTIVELY MONITORED STUDY DATA

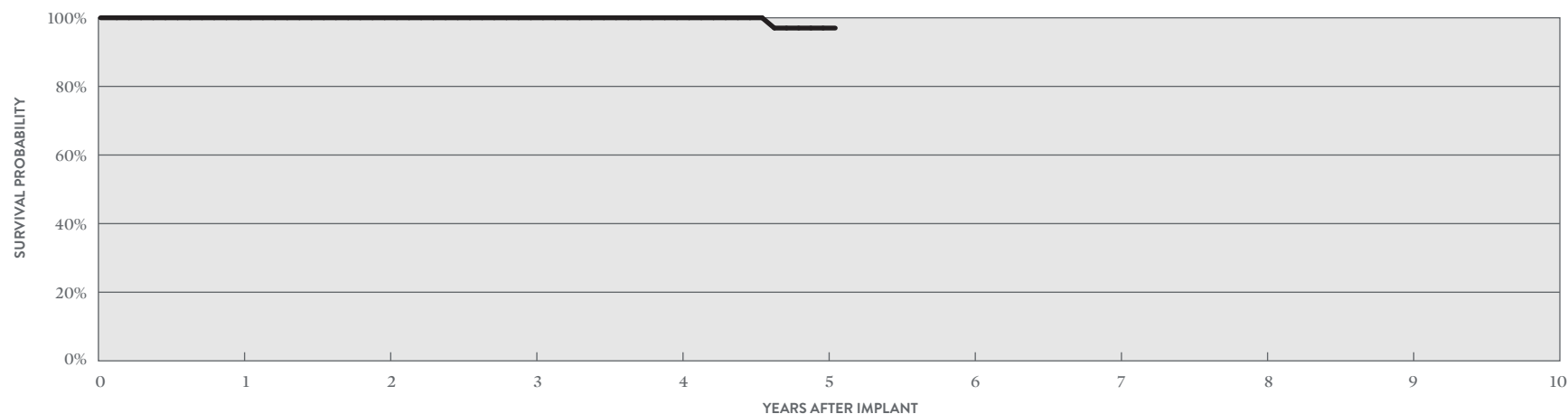
### Promote™ + CRT-D

#### MODEL CD3211-36

US Regulatory Approval	February 2009
Number of Devices Enrolled in Study	223
Active Devices Enrolled in Study	11
Cumulative Months of Follow-up	9,571
Estimated Longevity	(see table on page 53)
Max. Delivered Energy	36 joules

QUALIFYING COMPLICATIONS	QTY	RATE
Skin Erosion	2	0.90%

	MALFUNCTIONS W/ COMPROMISED THERAPY		MALFUNCTIONS W/O COMPROMISED THERAPY	
	QTY	RATE	QTY	RATE
Electrical Component	0	0.00%	0	0.00%
Electrical Interconnect	0	0.00%	0	0.00%
Battery	0	0.00%	0	0.00%
High Voltage Capacitor	0	0.00%	0	0.00%
Software/Firmware	0	0.00%	3	1.35%
Mechanical	0	0.00%	0	0.00%
Possible Early Battery Depletion	0	0.00%	0	0.00%
Other	0	0.00%	0	0.00%
<b>Total</b>	<b>0</b>	<b>0.00%</b>	<b>3</b>	<b>1.35%</b>



#### ACTIVELY MONITORED STUDY DATA

YEAR	1	2	3	4	5	AT 61 MONTHS
SURVIVAL PROBABILITY	100.00%	100.00%	100.00%	100.00%	97.01%	97.01%
± 1 STANDARD ERROR	0.00%	0.00%	0.00%	0.00%	2.08%	2.08%
SAMPLE SIZE	210	170	130	100	70	60

# Cardiac Resynchronization Therapy (CRT) ICDs

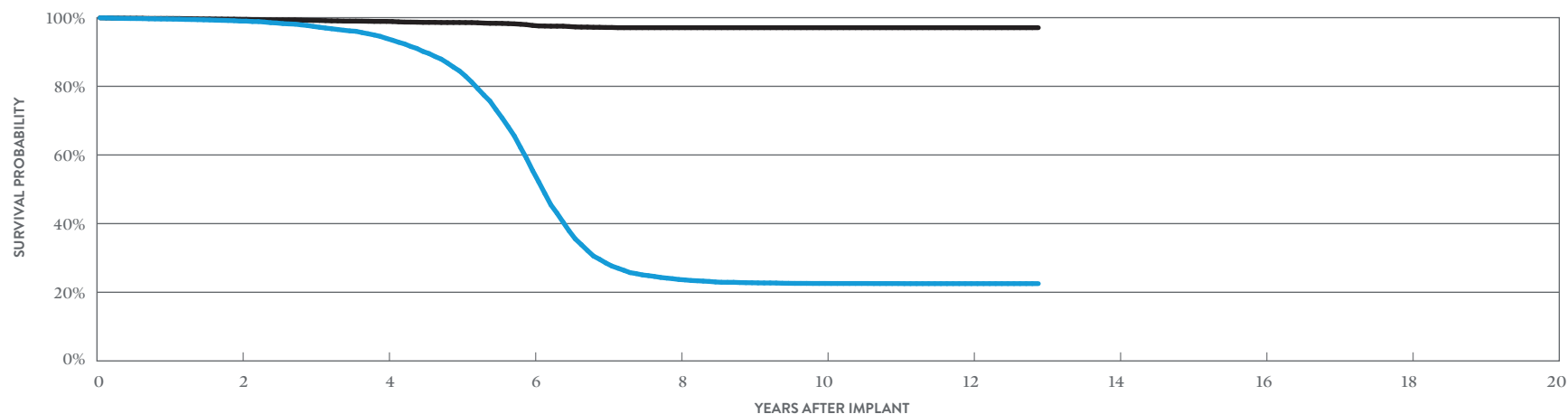
## CUSTOMER REPORTED PERFORMANCE DATA

### Promote™ RF CRT-D

#### MODEL 3207-36

US Regulatory Approval	September 2007
Registered US Implants	24,006
Estimated Active US Implants	2,350
Estimated Longevity	(see table on page 53)
Normal Battery Depletion	3,420
Max. Delivered Energy	36 joules
Number of US Advisories (see pg. 311)	One

	MALFUNCTIONS W/ COMPROMISED THERAPY		MALFUNCTIONS W/O COMPROMISED THERAPY	
	QTY	RATE	QTY	RATE
Electrical Component	4	0.02%	6	0.02%
Electrical Interconnect	5	0.02%	3	0.01%
Battery	19	0.08%	9	0.04%
High Voltage Capacitor	5	0.02%	1	<0.01%
Software/Firmware	0	0.00%	15	0.06%
Mechanical	3	0.01%	10	0.04%
Possible Early Battery Depletion	10	0.04%	6	0.02%
Other	17	0.07%	17	0.07%
<b>Total</b>	<b>63</b>	<b>0.26%</b>	<b>67</b>	<b>0.28%</b>



#### INCLUDING NORMAL BATTERY DEPLETION

YEAR	2	4	6	8	10	12	AT 155 MONTHS
SURVIVAL PROBABILITY	99.00%	93.98%	55.57%	23.71%	22.56%	22.50%	22.50%
± 1 STANDARD ERROR	0.07%	0.18%	0.46%	0.40%	0.39%	0.39%	0.39%
SAMPLE SIZE	18,540	13,430	7,790	3,120	2,590	1,600	210

#### EXCLUDING NORMAL BATTERY DEPLETION

YEAR	2	4	6	8	10	12	AT 155 MONTHS
SURVIVAL PROBABILITY	99.51%	98.91%	97.73%	97.08%	97.08%	97.08%	97.08%
± 1 STANDARD ERROR	0.05%	0.08%	0.13%	0.19%	0.19%	0.19%	0.19%

# Cardiac Resynchronization Therapy (CRT) ICDs

## ACTIVELY MONITORED STUDY DATA

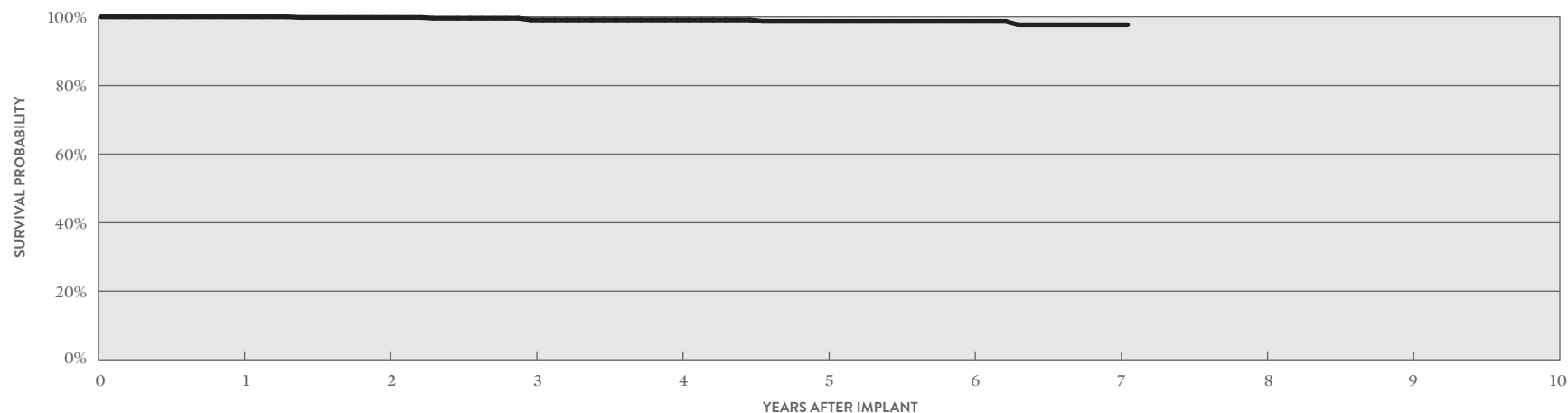
### Promote™ RF CRT-D

#### MODEL 3207-36

US Regulatory Approval	September 2007
Number of Devices Enrolled in Study	672
Active Devices Enrolled in Study	18
Cumulative Months of Follow-up	30,479
Estimated Longevity	(see table on page 53)
Max. Delivered Energy	36 joules

QUALIFYING COMPLICATIONS	QTY	RATE
Inappropriate Shock	1	0.15%
Premature Battery Depletion	4	0.60%
Skin Erosion	2	0.30%

	MALFUNCTIONS W/ COMPROMISED THERAPY		MALFUNCTIONS W/O COMPROMISED THERAPY	
	QTY	RATE	QTY	RATE
Electrical Component	0	0.00%	1	0.15%
Electrical Interconnect	0	0.00%	0	0.00%
Battery	0	0.00%	1	0.15%
High Voltage Capacitor	0	0.00%	0	0.00%
Software/Firmware	0	0.00%	1	0.15%
Mechanical	0	0.00%	0	0.00%
Possible Early Battery Depletion	0	0.00%	1	0.15%
Other	2	0.30%	1	0.15%
<b>Total</b>	<b>2</b>	<b>0.30%</b>	<b>5</b>	<b>0.74%</b>



#### ACTIVELY MONITORED STUDY DATA

YEAR	1	2	3	4	5	6	7	AT 85 MONTHS
SURVIVAL PROBABILITY	100.00%	99.82%	99.11%	99.11%	98.70%	98.70%	97.70%	97.70%
± 1 STANDARD ERROR	0.00%	0.18%	0.28%	0.45%	0.61%	0.61%	1.16%	1.16%
SAMPLE SIZE	630	540	450	340	240	160	90	60

# Cardiac Resynchronization Therapy (CRT) ICDs

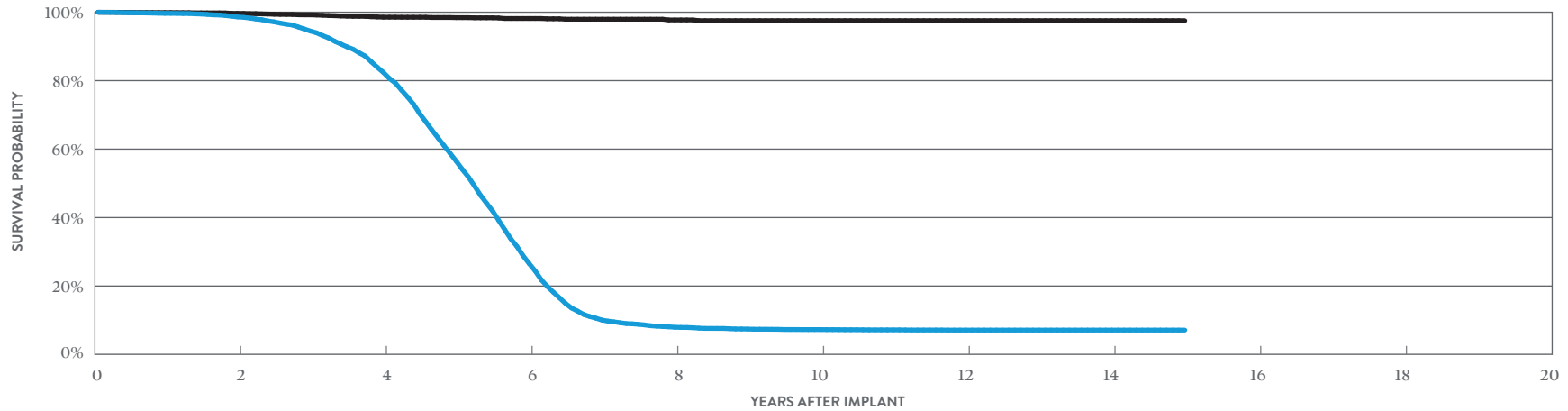
## CUSTOMER REPORTED PERFORMANCE DATA

### Atlas™ + HF CRT-D

#### MODEL V-343

US Regulatory Approval	November 2004
Registered US Implants	18,776
Estimated Active US Implants	711
Estimated Longevity	(see table on page 53)
Normal Battery Depletion	3,494
Max. Delivered Energy	36 joules
Number of US Advisories (see pgs. 316, 317)	Two

	MALFUNCTIONS W/ COMPROMISED THERAPY		MALFUNCTIONS W/O COMPROMISED THERAPY	
	QTY	RATE	QTY	RATE
Electrical Component	3	0.02%	1	<0.01%
Electrical Interconnect	0	0.00%	0	0.00%
Battery	40	0.21%	4	0.02%
High Voltage Capacitor	0	0.00%	0	0.00%
Software/Firmware	0	0.00%	1	<0.01%
Mechanical	0	0.00%	1	<0.01%
Possible Early Battery Depletion	7	0.04%	11	0.06%
Other	10	0.05%	4	0.02%
<b>Total</b>	<b>60</b>	<b>0.32%</b>	<b>22</b>	<b>0.12%</b>



#### INCLUDING NORMAL BATTERY DEPLETION

YEAR	2	4	6	8	10	12	14	AT 180 MONTHS
SURVIVAL PROBABILITY	98.61%	82.33%	26.47%	7.89%	7.23%	7.09%	7.09%	7.09%
± 1 STANDARD ERROR	0.09%	0.35%	0.48%	0.27%	0.25%	0.25%	0.25%	0.25%
SAMPLE SIZE	14,510	9,400	3,720	1,060	820	760	610	210

#### EXCLUDING NORMAL BATTERY DEPLETION

YEAR	2	4	6	8	10	12	14	AT 180 MONTHS
SURVIVAL PROBABILITY	99.66%	98.55%	98.15%	97.74%	97.52%	97.52%	97.52%	97.52%
± 1 STANDARD ERROR	0.05%	0.11%	0.15%	0.23%	0.28%	0.28%	0.28%	0.28%

**BATTERY LONGEVITY SUMMARY**  
**Cardiac Resynchronization  
Therapy (CRT) ICDs**



## Cardiac Resynchronization Therapy (CRT) ICDs

### Battery Longevity (years)

MODELS	FAMILY	NO PACING	25% PACING	50% PACING	100% PACING
CDHFA500Q	Gallant™ HF CRT-D***	10.6	9.5	8.7	7.4
CD3369-40Q	Quadra Assura MP™ CRT-D*	9.5	9.9	8.9	7.4
CD3369-40C	Quadra Assura MP™ CRT-D*	8.7	9.9	8.9	7.4
CD3365-40Q	Quadra Assura™ CRT-D*	7.4	9.9	8.9	7.4
CD3365-40C	Quadra Assura™ CRT-D*	11.1	9.9	8.9	7.4
CD3357-40Q	Unify Assura™ CRT-D*	11.1	9.9	8.9	7.4
CD3357-40C	Unify Assura™ CRT-D*	11.1	9.9	8.9	7.4
CD3265-40Q	Quadra Assura™ CRT-D*	11.1	9.9	8.9	7.4
CD3265-40	Quadra Assura™ CRT-D*	11.1	9.9	8.9	7.4
CD3257-40Q	Unify Assura™ CRT-D*	11.1	9.9	8.9	7.4
CD3257-40	Unify Assura™ CRT-D*	11.1	9.9	8.9	7.4
CD3249-40Q	Unify Quadra™ CRT-D*	10.2	9.0	8.1	6.7
CD3249-40	Unify Quadra™ CRT-D*	10.2	9.0	8.1	6.7
CD3231-40Q	Unify™ CRT-D*	10.1	9.0	8.1	6.7
CD3231-40	Unify™ CRT-D*	10.1	9.0	8.1	6.7
CD3211-36Q	Promote™ + CRT-D**	8.2	7.2	6.5	5.4
CD3211-36	Promote™ + CRT-D**	8.2	7.2	6.5	5.4
3207-36	Promote™ RF CRT-D**	8.2	7.2	6.5	5.4
V-343	Atlas™ + HF CRT-D**	7.9	7.1	6.4	5.4

Pacing parameters: DDD-BiV, RV 2.5V, LV 2.5V, A 2.5V, 0.5 ms, 60 ppm, 500 ohms

\*Battery voltage range: 3.20-2.59. Three maximum charges per year.

\*\*Battery voltage range: 3.20-2.45. Four maximum charges per year as well as monthly charging during the battery's mid-life voltage range.

\*\*\*Capacitor maintenance interval: 1 charge per every 9 months.

SUMMARY INFORMATION

Cardiac Resynchronization  
Therapy (CRT) ICDs

# Cardiac Resynchronization Therapy (CRT) ICDs

## Survival Probability Summary

### INCLUDING NORMAL BATTERY DEPLETION

MODELS	FAMILY	1 YEAR	2 YEAR	3 YEAR	4 YEAR	5 YEAR	6 YEAR	7 YEAR	8 YEAR	9 YEAR	10 YEAR
CDHFA500Q	Gallant™ HF CRT-D*										
CD3369-40Q	Quadra Assura MP™ CRT-D	99.85%	99.81%	99.80%	99.71%						
CD3369-40C	Quadra Assura MP™ CRT-D	99.88%	99.62%	99.57%	99.57%						
CD3365-40Q	Quadra Assura™ CRT-D	99.84%	99.76%	99.67%	99.46%	99.36%					
CD3365-40Q	Quadra Assura™ CRT-D†	99.78%	99.40%	98.24%	95.55%	92.41%	89.81%	89.32%			
CD3365-40C	Quadra Assura™ CRT-D	100.00%	99.81%	99.70%	99.57%	99.57%					
CD3365-40C	Quadra Assura™ CRT-D†	99.74%	99.27%	98.37%	96.80%	94.40%	92.04%	91.86%			
CD3357-40Q	Unify Assura™ CRT-D	99.94%	99.83%	99.62%	99.29%	99.04%					
CD3357-40Q	Unify Assura™ CRT-D†	99.78%	99.34%	97.85%	94.07%	90.36%	88.39%	87.44%			
CD3357-40C	Unify Assura™ CRT-D	99.94%	99.87%	99.63%	99.29%	99.22%					
CD3357-40C	Unify Assura™ CRT-D†	99.81%	99.44%	97.70%	94.97%	90.73%	86.76%	85.93%			
CD3265-40Q	Quadra Assura™ CRT-D†	99.83%	99.74%	99.38%	97.73%	94.44%	92.73%	90.95%	89.23%		
CD3265-40	Quadra Assura™ CRT-D†	99.94%	99.76%	99.62%	98.29%	93.41%	91.39%	90.31%	89.13%		
CD3257-40Q	Unify Assura™ CRT-D†	99.92%	99.74%	98.04%	93.71%	89.44%	88.23%	87.08%	86.51%		
CD3257-40	Unify Assura™ CRT-D†	99.81%	99.62%	98.37%	93.96%	87.56%	85.73%	84.51%	83.15%		
CD3249-40Q	Unify Quadra™ CRT-D†	99.87%	99.84%	99.39%	97.67%	92.63%	88.52%	86.90%	84.08%	82.40%	
CD3249-40	Unify Quadra™ CRT-D†	99.92%	99.92%	99.60%	97.58%	92.51%	88.86%	88.11%	87.91%		
CD3231-40Q	Unify™ CRT-D†	99.76%	99.67%	99.00%	97.05%	91.63%	82.24%	71.05%	66.90%	66.30%	66.25%
CD3231-40	Unify™ CRT-D†	99.79%	99.64%	98.44%	95.16%	88.20%	78.06%	69.70%	67.35%	66.68%	66.51%
CD3211-36Q	Promote™ + CRT-D	99.54%	98.95%	97.82%	93.40%	81.66%	46.68%	22.31%	20.11%	19.67%	19.52%
CD3211-36	Promote™ + CRT-D	99.53%	99.33%	97.84%	92.54%	75.60%	42.50%	23.90%	22.15%	21.88%	21.72%
3207-36	Promote™ RF CRT-D	99.61%	99.00%	97.46%	93.98%	84.50%	55.57%	28.55%	23.71%	22.76%	22.56%
V-343	Atlas™ + HF CRT-D	99.66%	98.61%	94.47%	82.33%	56.36%	26.47%	9.95%	7.89%	7.38%	7.23%

\*No survival probability is stated at one year due to the device not meeting the required minimum sample size of 200 U.S. implants with 12 consecutive months of data. Please refer to the individual graphs for data up to one year.

†Premature battery depletion advisory population.

## Cardiac Resynchronization Therapy (CRT) ICDs Survival Probability Summary

### EXCLUDING NORMAL BATTERY DEPLETION

MODELS	FAMILY	1 YEAR	2 YEAR	3 YEAR	4 YEAR	5 YEAR	6 YEAR	7 YEAR	8 YEAR	9 YEAR	10 YEAR
CDHFA500Q	Gallant™ HF CRT-D*										
CD3369-40Q	Quadra Assura MP™ CRT-D	99.86%	99.82%	99.81%	99.75%						
CD3369-40C	Quadra Assura MP™ CRT-D	99.91%	99.65%	99.60%	99.60%						
CD3365-40Q	Quadra Assura™ CRT-D	99.84%	99.76%	99.71%	99.69%	99.69%					
CD3365-40Q	Quadra Assura™ CRT-D†	99.83%	99.55%	98.56%	96.27%	94.19%	92.90%	92.64%			
CD3365-40C	Quadra Assura™ CRT-D	100.00%	99.81%	99.70%	99.57%	99.57%					
CD3365-40C	Quadra Assura™ CRT-D†	99.78%	99.31%	98.41%	97.44%	96.20%	94.98%	94.98%			
CD3357-40Q	Unify Assura™ CRT-D	99.94%	99.89%	99.89%	99.89%	99.83%					
CD3357-40Q	Unify Assura™ CRT-D†	99.90%	99.46%	98.53%	96.59%	95.02%	94.34%	93.98%			
CD3357-40C	Unify Assura™ CRT-D	99.94%	99.91%	99.88%	99.88%	99.88%					
CD3357-40C	Unify Assura™ CRT-D†	99.89%	99.62%	98.66%	97.06%	95.68%	94.90%	94.53%			
CD3265-40Q	Quadra Assura™ CRT-D†	99.87%	99.86%	99.64%	98.87%	97.15%	96.12%	95.60%	95.55%		
CD3265-40	Quadra Assura™ CRT-D†	99.94%	99.82%	99.68%	98.77%	97.86%	96.88%	96.64%	96.64%		
CD3257-40Q	Unify Assura™ CRT-D†	100.00%	100.00%	99.90%	98.37%	97.75%	97.03%	96.59%	96.59%		
CD3257-40	Unify Assura™ CRT-D†	99.90%	99.83%	99.46%	98.56%	97.69%	96.90%	96.74%	96.64%		
CD3249-40Q	Unify Quadra™ CRT-D†	99.95%	99.95%	99.85%	99.29%	98.53%	97.56%	97.18%	96.80%	96.80%	
CD3249-40	Unify Quadra™ CRT-D†	99.92%	99.92%	99.92%	99.80%	99.65%	99.31%	99.13%	99.13%		
CD3231-40Q	Unify™ CRT-D†	99.88%	99.83%	99.66%	99.22%	98.36%	97.19%	95.93%	95.24%	95.24%	95.24%
CD3231-40	Unify™ CRT-D†	99.88%	99.80%	99.52%	99.14%	98.51%	97.63%	97.13%	96.84%	96.84%	96.84%
CD3211-36Q	Promote™ + CRT-D	99.84%	99.45%	99.06%	98.70%	98.53%	97.87%	97.08%	96.89%	96.89%	96.89%
CD3211-36	Promote™ + CRT-D	99.79%	99.72%	99.37%	98.85%	98.66%	97.76%	97.27%	97.12%	97.12%	97.12%
3207-36	Promote™ RF CRT-D	99.77%	99.51%	99.20%	98.91%	98.59%	97.73%	97.14%	97.08%	97.08%	97.08%
V-343	Atlas™ + HF CRT-D	99.88%	99.66%	99.22%	98.55%	98.40%	98.15%	97.94%	97.74%	97.52%	97.52%

\*No survival probability is stated at one year due to the device not meeting the required minimum sample size of 200 U.S. implants with 12 consecutive months of data. Please refer to the individual graphs for data up to one year.

†Premature battery depletion advisory population.

# Cardiac Resynchronization Therapy (CRT) ICDs

## US Malfunction Summary

### WITH COMPROMISED THERAPY

MODELS	FAMILY	REGISTERED US IMPLANTS	PERCENT RETURNED FOR ANALYSIS	ELECTRICAL COMPONENT		ELECTRICAL INTERCONNECT		BATTERY		HIGH VOLTAGE CAPACITOR		SOFTWARE/FIRMWARE		MECHANICAL		POSSIBLE EARLY BATTERY DEPLETION		OTHER		TOTAL	
				QTY	RATE	QTY	RATE	QTY	RATE	QTY	RATE	QTY	RATE	QTY	RATE	QTY	RATE	QTY	RATE	QTY	RATE
CDHFA500Q	Gallant <sup>™</sup> HF CRT-D	679	0.00%	0	0.00%	0	0.00%	0	0.00%	0	0.00%	0	0.00%	0	0.00%	0	0.00%	0	0.00%	0	0.00%
CD3369-40Q	Quadra Assura MP <sup>™</sup> CRT-D	64,617	2.00%	7	0.01%	7	0.01%	0	0.00%	0	0.00%	0	0.00%	1	<0.01%	0	0.00%	2	<0.01%	17	0.03%
CD3369-40C	Quadra Assura MP <sup>™</sup> CRT-D	7,756	2.60%	2	0.03%	2	0.03%	0	0.00%	1	0.01%	0	0.00%	0	0.00%	0	0.00%	0	0.00%	5	0.06%
CD3365-40Q	Quadra Assura <sup>™</sup> CRT-D	16,243	3.70%	2	0.01%	3	0.02%	1	<0.01%	0	0.00%	1	<0.01%	0	0.00%	1	<0.01%	1	<0.01%	9	0.06%
CD3365-40Q	Quadra Assura <sup>™</sup> CRT-D <sup>†</sup>	24,081	15.40%	5	0.02%	9	0.04%	3	0.01%	1	<0.01%	1	<0.01%	0	0.00%	42	0.17%	6	0.02%	67	0.28%
CD3365-40C	Quadra Assura <sup>™</sup> CRT-D	2,614	4.70%	0	0.00%	0	0.00%	0	0.00%	2	0.08%	0	0.00%	0	0.00%	0	0.00%	1	0.04%	3	0.11%
CD3365-40C	Quadra Assura <sup>™</sup> CRT-D <sup>†</sup>	5,626	19.20%	6	0.11%	2	0.04%	1	0.02%	0	0.00%	0	0.00%	0	0.00%	8	0.14%	3	0.05%	20	0.36%
CD3357-40Q	Unify Assura <sup>™</sup> CRT-D	16,393	3.10%	0	0.00%	0	0.00%	0	0.00%	1	<0.01%	0	0.00%	0	0.00%	0	0.00%	1	<0.01%	2	0.01%
CD3357-40Q	Unify Assura <sup>™</sup> CRT-D <sup>†</sup>	5,340	18.90%	1	0.02%	2	0.04%	0	0.00%	2	0.04%	0	0.00%	0	0.00%	10	0.19%	0	0.00%	15	0.28%
CD3357-40C	Unify Assura <sup>™</sup> CRT-D	15,264	3.70%	0	0.00%	2	0.01%	0	0.00%	0	0.00%	0	0.00%	0	0.00%	0	0.00%	0	0.00%	2	0.01%
CD3357-40C	Unify Assura <sup>™</sup> CRT-D <sup>†</sup>	9,588	19.50%	2	0.02%	2	0.02%	0	0.00%	1	0.01%	0	0.00%	0	0.00%	18	0.19%	1	0.01%	24	0.25%
CD3265-40Q	Quadra Assura <sup>™</sup> CRT-D <sup>†</sup>	13,540	14.90%	2	0.01%	1	<0.01%	1	<0.01%	0	0.00%	1	<0.01%	0	0.00%	24	0.18%	1	<0.01%	30	0.22%
CD3265-40	Quadra Assura <sup>™</sup> CRT-D <sup>†</sup>	3,926	17.70%	0	0.00%	1	0.03%	0	0.00%	0	0.00%	0	0.00%	0	0.00%	5	0.13%	7	0.18%	13	0.33%
CD3257-40Q	Unify Assura <sup>™</sup> CRT-D <sup>†</sup>	2,716	20.00%	0	0.00%	0	0.00%	0	0.00%	0	0.00%	1	0.04%	0	0.00%	5	0.18%	2	0.07%	8	0.29%
CD3257-40	Unify Assura <sup>™</sup> CRT-D <sup>†</sup>	6,744	18.60%	6	0.09%	1	0.01%	1	0.01%	0	0.00%	0	0.00%	0	0.00%	10	0.15%	1	0.01%	19	0.28%
CD3249-40Q	Unify Quadra <sup>™</sup> CRT-D <sup>†</sup>	8,948	16.00%	4	0.04%	0	0.00%	1	0.01%	0	0.00%	0	0.00%	0	0.00%	16	0.18%	3	0.03%	24	0.27%
CD3249-40	Unify Quadra <sup>™</sup> CRT-D <sup>†</sup>	2,523	17.30%	0	0.00%	0	0.00%	0	0.00%	0	0.00%	0	0.00%	0	0.00%	0	0.00%	1	0.04%	1	0.04%
CD3231-40Q	Unify <sup>™</sup> CRT-D <sup>†</sup>	19,028	19.50%	2	0.01%	1	<0.01%	14	0.07%	16	0.08%	0	0.00%	1	<0.01%	56	0.29%	8	0.04%	98	0.52%
CD3231-40	Unify <sup>™</sup> CRT-D <sup>†</sup>	20,500	20.50%	10	0.05%	3	0.01%	9	0.04%	7	0.03%	0	0.00%	1	<0.01%	32	0.16%	11	0.05%	73	0.36%
CD3211-36Q	Promote <sup>™</sup> + CRT-D	6,903	28.10%	4	0.06%	0	0.00%	9	0.13%	1	0.01%	0	0.00%	1	0.01%	2	0.03%	5	0.07%	22	0.32%
CD3211-36	Promote <sup>™</sup> + CRT-D	8,646	28.20%	3	0.03%	0	0.00%	11	0.13%	2	0.02%	1	0.01%	0	0.00%	5	0.06%	5	0.06%	27	0.31%
3207-36	Promote <sup>™</sup> RF CRT-D	24,006	27.20%	4	0.02%	5	0.02%	19	0.08%	5	0.02%	0	0.00%	3	0.01%	10	0.04%	17	0.07%	63	0.26%
V-343	Atlas <sup>™</sup> + HF CRT-D	18,776	25.30%	3	0.02%	0	0.00%	40	0.21%	0	0.00%	0	0.00%	0	0.00%	7	0.04%	10	0.05%	60	0.32%

Definitions of malfunction categories can be found on [pages 5-6](#).

†Premature battery depletion advisory population.

# Cardiac Resynchronization Therapy (CRT) ICDs

## US Malfunction Summary

### WITHOUT COMPROMISED THERAPY

MODELS	FAMILY	REGISTERED US IMPLANTS	PERCENT RETURNED FOR ANALYSIS	ELECTRICAL COMPONENT		ELECTRICAL INTERCONNECT		BATTERY		HIGH VOLTAGE CAPACITOR		SOFTWARE/FIRMWARE		MECHANICAL		POSSIBLE EARLY BATTERY DEPLETION		OTHER		TOTAL			
				QTY	RATE	QTY	RATE	QTY	RATE	QTY	RATE	QTY	RATE	QTY	RATE	QTY	RATE	QTY	RATE	QTY	RATE	QTY	RATE
CDHFA500Q	Gallant <sup>™</sup> HF CRT-D	679	0.00%	0	0.00%	0	0.00%	0	0.00%	0	0.00%	0	0.00%	0	0.00%	0	0.00%	0	0.00%	0	0.00%	0	0.00%
CD3369-40Q	Quadra Assura MP <sup>™</sup> CRT-D	64,617	2.00%	8	0.01%	0	0.00%	1	<0.01%	2	<0.01%	0	0.00%	6	<0.01%	2	<0.01%	6	<0.01%	25	0.04%		
CD3369-40C	Quadra Assura MP <sup>™</sup> CRT-D	7,756	2.60%	0	0.00%	0	0.00%	0	0.00%	1	0.01%	0	0.00%	1	0.01%	0	0.00%	2	0.03%	4	0.05%		
CD3365-40Q	Quadra Assura <sup>™</sup> CRT-D	16,243	3.70%	2	0.01%	0	0.00%	0	0.00%	0	0.00%	0	0.00%	4	0.02%	3	0.02%	2	0.01%	11	0.07%		
CD3365-40Q	Quadra Assura <sup>™</sup> CRT-D <sup>†</sup>	24,081	15.40%	14	0.06%	0	0.00%	17	0.07%	0	0.00%	3	0.01%	2	<0.01%	339	1.41%	6	0.02%	381	1.58%		
CD3365-40C	Quadra Assura <sup>™</sup> CRT-D	2,614	4.70%	1	0.04%	0	0.00%	0	0.00%	0	0.00%	0	0.00%	0	0.00%	0	0.00%	0	0.00%	1	0.04%		
CD3365-40C	Quadra Assura <sup>™</sup> CRT-D <sup>†</sup>	5,626	19.20%	2	0.04%	0	0.00%	1	0.02%	0	0.00%	1	0.02%	0	0.00%	44	0.78%	2	0.04%	50	0.89%		
CD3357-40Q	Unify Assura <sup>™</sup> CRT-D	16,393	3.10%	4	0.02%	0	0.00%	0	0.00%	0	0.00%	0	0.00%	1	<0.01%	0	0.00%	1	<0.01%	6	0.04%		
CD3357-40Q	Unify Assura <sup>™</sup> CRT-D <sup>†</sup>	5,340	18.90%	2	0.04%	0	0.00%	0	0.00%	0	0.00%	0	0.00%	0	0.00%	60	1.12%	2	0.04%	64	1.20%		
CD3357-40C	Unify Assura <sup>™</sup> CRT-D	15,264	3.70%	1	<0.01%	0	0.00%	1	<0.01%	0	0.00%	0	0.00%	1	<0.01%	1	<0.01%	1	<0.01%	5	0.03%		
CD3357-40C	Unify Assura <sup>™</sup> CRT-D <sup>†</sup>	9,588	19.50%	3	0.03%	1	0.01%	5	0.05%	0	0.00%	2	0.02%	1	0.01%	88	0.92%	3	0.03%	103	1.07%		
CD3265-40Q	Quadra Assura <sup>™</sup> CRT-D <sup>†</sup>	13,540	14.90%	6	0.04%	0	0.00%	7	0.05%	0	0.00%	2	0.01%	3	0.02%	98	0.72%	0	0.00%	116	0.86%		
CD3265-40	Quadra Assura <sup>™</sup> CRT-D <sup>†</sup>	3,926	17.70%	0	0.00%	0	0.00%	2	0.05%	0	0.00%	1	0.03%	0	0.00%	17	0.43%	1	0.03%	21	0.53%		
CD3257-40Q	Unify Assura <sup>™</sup> CRT-D <sup>†</sup>	2,716	20.00%	0	0.00%	0	0.00%	2	0.07%	0	0.00%	0	0.00%	1	0.04%	11	0.41%	0	0.00%	14	0.52%		
CD3257-40	Unify Assura <sup>™</sup> CRT-D <sup>†</sup>	6,744	18.60%	3	0.04%	0	0.00%	1	0.01%	0	0.00%	4	0.06%	0	0.00%	29	0.43%	1	0.01%	38	0.56%		
CD3249-40Q	Unify Quadra <sup>™</sup> CRT-D <sup>†</sup>	8,948	16.00%	3	0.03%	0	0.00%	1	0.01%	0	0.00%	0	0.00%	1	0.01%	36	0.40%	0	0.00%	41	0.46%		
CD3249-40	Unify Quadra <sup>™</sup> CRT-D <sup>†</sup>	2,523	17.30%	0	0.00%	0	0.00%	0	0.00%	0	0.00%	0	0.00%	1	0.04%	4	0.16%	0	0.00%	5	0.20%		
CD3231-40Q	Unify <sup>™</sup> CRT-D <sup>†</sup>	19,028	19.50%	5	0.03%	0	0.00%	9	0.05%	6	0.03%	2	0.01%	2	0.01%	58	0.30%	6	0.03%	88	0.46%		
CD3231-40	Unify <sup>™</sup> CRT-D <sup>†</sup>	20,500	20.50%	5	0.02%	0	0.00%	3	0.01%	0	0.00%	2	<0.01%	1	<0.01%	43	0.21%	11	0.05%	65	0.32%		
CD3211-36Q	Promote <sup>™</sup> + CRT-D	6,903	28.10%	3	0.04%	0	0.00%	5	0.07%	0	0.00%	11	0.16%	0	0.00%	0	0.00%	6	0.09%	25	0.36%		
CD3211-36	Promote <sup>™</sup> + CRT-D	8,646	28.20%	3	0.03%	0	0.00%	3	0.03%	0	0.00%	11	0.13%	1	0.01%	1	0.01%	3	0.03%	22	0.25%		
3207-36	Promote <sup>™</sup> RF CRT-D	24,006	27.20%	6	0.02%	3	0.01%	9	0.04%	1	<0.01%	15	0.06%	10	0.04%	6	0.02%	17	0.07%	67	0.28%		
V-343	Atlas <sup>™</sup> + HF CRT-D	18,776	25.30%	1	<0.01%	0	0.00%	4	0.02%	0	0.00%	1	<0.01%	1	<0.01%	11	0.06%	4	0.02%	22	0.12%		

Definitions of malfunction categories can be found on [pages 5-6](#).

†Premature battery depletion advisory population.

# Cardiac Resynchronization Therapy (CRT) ICDs

## Worldwide Malfunction Summary

### WITH COMPROMISED THERAPY

MODELS	FAMILY	WORLDWIDE SALES	PERCENT RETURNED FOR ANALYSIS	ELECTRICAL COMPONENT		ELECTRICAL INTERCONNECT		BATTERY		HIGH VOLTAGE CAPACITOR		SOFTWARE/FIRMWARE		MECHANICAL		POSSIBLE EARLY BATTERY DEPLETION		OTHER		TOTAL	
				QTY	RATE	QTY	RATE	QTY	RATE	QTY	RATE	QTY	RATE	QTY	RATE	QTY	RATE	QTY	RATE	QTY	RATE
CDHFA500Q	Gallant™ HF CRT-D	1,728	0.06%	0	0.00%	0	0.00%	0	0.00%	0	0.00%	0	0.00%	0	0.00%	0	0.00%	0	0.00%	0	0.00%
CD3369-40Q	Quadra Assura MP™ CRT-D	65,461	2.08%	7	0.01%	7	0.01%	0	0.00%	0	0.00%	0	0.00%	1	<0.01%	0	0.00%	2	<0.01%	17	0.03%
CD3369-40C	Quadra Assura MP™ CRT-D	7,887	3.07%	2	0.03%	2	0.03%	0	0.00%	1	0.01%	0	0.00%	0	0.00%	0	0.00%	0	0.00%	5	0.06%
CD3365-40Q	Quadra Assura™ CRT-D	40,613	11.00%	7	0.02%	12	0.03%	4	<0.01%	1	<0.01%	2	<0.01%	0	0.00%	43	0.11%	7	0.02%	76	0.19%
CD3365-40C	Quadra Assura™ CRT-D	8,293	15.40%	6	0.07%	2	0.02%	1	0.01%	2	0.02%	0	0.00%	0	0.00%	8	0.10%	4	0.05%	23	0.28%
CD3357-40Q	Unify Assura™ CRT-D	22,300	7.36%	1	<0.01%	2	<0.01%	0	0.00%	3	0.01%	0	0.00%	0	0.00%	10	0.04%	1	<0.01%	17	0.08%
CD3357-40C	Unify Assura™ CRT-D	25,353	10.24%	2	<0.01%	4	0.02%	0	0.00%	1	<0.01%	0	0.00%	0	0.00%	18	0.07%	1	<0.01%	26	0.10%
CD3265-40Q	Quadra Assura™ CRT-D	13,956	15.38%	2	0.01%	2	0.01%	1	<0.01%	0	0.00%	1	<0.01%	0	0.00%	24	0.17%	1	<0.01%	31	0.22%
CD3265-40	Quadra Assura™ CRT-D	4,046	18.34%	0	0.00%	1	0.02%	0	0.00%	0	0.00%	0	0.00%	0	0.00%	6	0.15%	7	0.17%	14	0.35%
CD3257-40Q	Unify Assura™ CRT-D	2,727	20.83%	0	0.00%	0	0.00%	0	0.00%	0	0.00%	1	0.04%	0	0.00%	5	0.18%	2	0.07%	8	0.29%
CD3257-40	Unify Assura™ CRT-D	6,723	19.16%	6	0.09%	1	0.01%	1	0.01%	0	0.00%	0	0.00%	0	0.00%	10	0.15%	1	0.01%	19	0.28%
CD3249-40Q	Unify Quadra™ CRT-D	11,248	14.67%	5	0.04%	0	0.00%	1	<0.01%	0	0.00%	0	0.00%	0	0.00%	17	0.15%	4	0.04%	27	0.24%
CD3249-40	Unify Quadra™ CRT-D	4,552	12.08%	3	0.07%	2	0.04%	0	0.00%	0	0.00%	0	0.00%	0	0.00%	1	0.02%	1	0.02%	7	0.15%
CD3231-40Q	Unify™ CRT-D	20,972	19.93%	3	0.01%	1	<0.01%	15	0.07%	17	0.08%	0	0.00%	1	<0.01%	68	0.32%	10	0.05%	115	0.55%
CD3231-40	Unify™ CRT-D	23,575	18.97%	11	0.05%	4	0.02%	10	0.04%	7	0.03%	0	0.00%	1	<0.01%	34	0.14%	11	0.05%	78	0.33%
CD3211-36Q	Promote™ + CRT-D	16,097	14.85%	15	0.09%	0	0.00%	14	0.09%	8	0.05%	1	<0.01%	2	0.01%	8	0.05%	6	0.04%	54	0.34%
CD3211-36	Promote™ + CRT-D	21,011	12.81%	14	0.07%	2	<0.01%	15	0.07%	6	0.03%	1	<0.01%	0	0.00%	9	0.04%	14	0.07%	61	0.29%
3207-36	Promote™ RF CRT-D	25,838	27.05%	5	0.02%	5	0.02%	22	0.09%	5	0.02%	0	0.00%	3	0.01%	10	0.04%	20	0.08%	70	0.27%
V-343	Atlas™ + HF CRT-D	19,292	25.07%	3	0.02%	0	0.00%	41	0.21%	0	0.00%	0	0.00%	0	0.00%	7	0.04%	10	0.05%	61	0.32%

Definitions of malfunction categories can be found on [pages 5-6](#).

# Cardiac Resynchronization Therapy (CRT) ICDs

## Worldwide Malfunction Summary

### WITHOUT COMPROMISED THERAPY

MODELS	FAMILY	WORLDWIDE SALES	PERCENT RETURNED FOR ANALYSIS	ELECTRICAL COMPONENT		ELECTRICAL INTERCONNECT		BATTERY		HIGH VOLTAGE CAPACITOR		SOFTWARE/FIRMWARE		MECHANICAL		POSSIBLE EARLY BATTERY DEPLETION		OTHER		TOTAL	
				QTY	RATE	QTY	RATE	QTY	RATE	QTY	RATE	QTY	RATE	QTY	RATE	QTY	RATE	QTY	RATE	QTY	RATE
CDHFA500Q	Gallant™ HF CRT-D	1,728	0.06%	0	0.00%	0	0.00%	0	0.00%	0	0.00%	0	0.00%	0	0.00%	0	0.00%	0	0.00%	0	0.00%
CD3369-40Q	Quadra Assura MP™ CRT-D	65,461	2.08%	8	0.01%	0	0.00%	1	<0.01%	2	<0.01%	0	0.00%	6	<0.01%	2	<0.01%	6	<0.01%	25	0.04%
CD3369-40C	Quadra Assura MP™ CRT-D	7,887	3.07%	0	0.00%	0	0.00%	0	0.00%	1	0.01%	0	0.00%	1	0.01%	0	0.00%	2	0.03%	4	0.05%
CD3365-40Q	Quadra Assura™ CRT-D	40,613	11.00%	16	0.04%	0	0.00%	17	0.04%	0	0.00%	3	<0.01%	6	0.01%	345	0.85%	8	0.02%	395	0.97%
CD3365-40C	Quadra Assura™ CRT-D	8,293	15.40%	3	0.04%	0	0.00%	1	0.01%	0	0.00%	1	0.01%	0	0.00%	44	0.53%	2	0.02%	51	0.61%
CD3357-40Q	Unify Assura™ CRT-D	22,300	7.36%	6	0.03%	0	0.00%	0	0.00%	0	0.00%	0	0.00%	2	<0.01%	62	0.28%	3	0.01%	73	0.33%
CD3357-40C	Unify Assura™ CRT-D	25,353	10.24%	4	0.02%	1	<0.01%	6	0.02%	0	0.00%	2	<0.01%	2	<0.01%	93	0.37%	4	0.02%	112	0.44%
CD3265-40Q	Quadra Assura™ CRT-D	13,956	15.38%	6	0.04%	0	0.00%	7	0.05%	0	0.00%	2	0.01%	3	0.02%	99	0.71%	0	0.00%	117	0.84%
CD3265-40	Quadra Assura™ CRT-D	4,046	18.34%	0	0.00%	0	0.00%	2	0.05%	0	0.00%	1	0.02%	0	0.00%	18	0.44%	1	0.02%	22	0.54%
CD3257-40Q	Unify Assura™ CRT-D	2,727	20.83%	0	0.00%	0	0.00%	2	0.07%	0	0.00%	0	0.00%	1	0.04%	11	0.40%	0	0.00%	14	0.51%
CD3257-40	Unify Assura™ CRT-D	6,723	19.16%	3	0.04%	0	0.00%	1	0.01%	0	0.00%	4	0.06%	0	0.00%	29	0.43%	1	0.01%	38	0.57%
CD3249-40Q	Unify Quadra™ CRT-D	11,248	14.67%	3	0.03%	0	0.00%	1	<0.01%	0	0.00%	0	0.00%	1	<0.01%	41	0.36%	2	0.02%	48	0.43%
CD3249-40	Unify Quadra™ CRT-D	4,552	12.08%	1	0.02%	0	0.00%	0	0.00%	0	0.00%	0	0.00%	1	0.02%	5	0.11%	0	0.00%	7	0.15%
CD3231-40Q	Unify™ CRT-D	20,972	19.93%	6	0.03%	0	0.00%	10	0.05%	6	0.03%	2	<0.01%	3	0.01%	62	0.30%	6	0.03%	95	0.45%
CD3231-40	Unify™ CRT-D	23,575	18.97%	7	0.03%	0	0.00%	5	0.02%	0	0.00%	3	0.01%	1	<0.01%	47	0.20%	12	0.05%	75	0.32%
CD3211-36Q	Promote™ + CRT-D	16,097	14.85%	6	0.04%	0	0.00%	7	0.04%	0	0.00%	16	0.10%	2	0.01%	4	0.02%	9	0.06%	44	0.27%
CD3211-36	Promote™ + CRT-D	21,011	12.81%	7	0.03%	0	0.00%	4	0.02%	0	0.00%	19	0.09%	2	<0.01%	2	<0.01%	9	0.04%	43	0.20%
3207-36	Promote™ RF CRT-D	25,838	27.05%	7	0.03%	3	0.01%	10	0.04%	1	<0.01%	17	0.07%	10	0.04%	7	0.03%	18	0.07%	73	0.28%
V-343	Atlas™ + HF CRT-D	19,292	25.07%	1	<0.01%	0	0.00%	4	0.02%	0	0.00%	1	<0.01%	1	<0.01%	11	0.06%	4	0.02%	22	0.11%

Definitions of malfunction categories can be found on [pages 5-6](#).



## Cardiac Resynchronization Therapy (CRT) ICDs

### Actively Monitored Study Data Summary

#### QUALIFYING COMPLICATIONS

MODELS	NUMBER OF DEVICES ENROLLED	ACTIVE DEVICES ENROLLED	CUMULATIVE MONTHS OF FOLLOW-UP	INAPPROPRIATE SHOCK		LOSS OF TELEMETRY		PERICARDIAL EFFUSION		PREMATURE BATTERY DEPLETION		SKIN EROSION		TOTAL	
				QTY	RATE	QTY	RATE	QTY	RATE	QTY	RATE	QTY	RATE	QTY	RATE
CD3369-40Q	117	88	4,016	0	0.00%	0	0.00%	0	0.00%	0	0.00%	0	0.00%	0	0.00%
CD3365-40Q	235	109	10,640	0	0.00%	0	0.00%	0	0.00%	0	0.00%	1	0.43%	1	0.43%
CD3357-40Q	269	158	11,195	0	0.00%	0	0.00%	0	0.00%	0	0.00%	0	0.00%	0	0.00%
CD3357-40C	232	82	7,939	0	0.00%	0	0.00%	0	0.00%	4	1.72%	1	0.43%	5	2.16%
CD3265-40Q	421	143	19,927	0	0.00%	0	0.00%	0	0.00%	1	0.24%	0	0.00%	1	0.24%
CD3265-40	100	37	5,013	0	0.00%	0	0.00%	0	0.00%	1	1.00%	0	0.00%	1	1.00%
CD3249-40Q	989	366	52,815	0	0.00%	0	0.00%	0	0.00%	3	0.30%	1	0.10%	4	0.40%
CD3249-40	245	65	11,699	0	0.00%	0	0.00%	0	0.00%	0	0.00%	1	0.41%	1	0.41%
CD3231-40Q	1,680	651	107,111	2	0.12%	0	0.00%	0	0.00%	10	0.60%	1	0.06%	13	0.77%
CD3231-40	688	165	35,831	0	0.00%	0	0.00%	0	0.00%	3	0.44%	1	0.15%	4	0.58%
CD3211-36Q	856	207	51,180	3	0.35%	0	0.00%	0	0.00%	2	0.23%	2	0.23%	7	0.82%
CD3211-36	223	11	9,571	0	0.00%	0	0.00%	0	0.00%	0	0.00%	2	0.90%	2	0.90%
3207-36	672	18	30,479	1	0.15%	0	0.00%	0	0.00%	4	0.60%	2	0.30%	7	1.04%

A list of of complications can be found on [page 12](#).

## Cardiac Resynchronization Therapy (CRT) ICDs

### Actively Monitored Study Data Summary

#### MALFUNCTIONS WITH COMPROMISED THERAPY

MODELS	FAMILY	NUMBER OF DEVICES ENROLLED	PERCENT RETURNED FOR ANALYSIS	ELECTRICAL COMPONENT		ELECTRICAL INTERCONNECT		BATTERY		HIGH VOLTAGE CAPACITOR		SOFTWARE/FIRMWARE		MECHANICAL		POSSIBLE EARLY BATTERY DEPLETION		OTHER		TOTAL			
				QTY	RATE	QTY	RATE	QTY	RATE	QTY	RATE	QTY	RATE	QTY	RATE	QTY	RATE	QTY	RATE	QTY	RATE	QTY	RATE
CD3369-40Q	Quadra Assura™ CRT-D	117	2.60%	0	0.00%	0	0.00%	0	0.00%	0	0.00%	0	0.00%	0	0.00%	0	0.00%	0	0.00%	0	0.00%	0	0.00%
CD3365-40Q	Quadra Assura™ CRT-D	235	17.90%	0	0.00%	0	0.00%	0	0.00%	0	0.00%	0	0.00%	0	0.00%	0	0.00%	0	0.00%	0	0.00%	0	0.00%
CD3357-40Q	Unify Assura™ CRT-D	269	15.20%	0	0.00%	0	0.00%	0	0.00%	0	0.00%	0	0.00%	0	0.00%	0	0.00%	0	0.00%	0	0.00%	0	0.00%
CD3357-40C	Unify Assura™ CRT-D	232	16.80%	0	0.00%	0	0.00%	0	0.00%	0	0.00%	0	0.00%	0	0.00%	0	0.00%	0	0.00%	0	0.00%	0	0.00%
CD3265-40Q	Quadra Assura™ CRT-D	421	20.40%	0	0.00%	1	0.24%	0	0.00%	0	0.00%	0	0.00%	0	0.00%	0	0.00%	0	0.00%	0	0.00%	1	0.24%
CD3265-40	Quadra Assura™ CRT-D	100	17.00%	0	0.00%	0	0.00%	0	0.00%	0	0.00%	0	0.00%	0	0.00%	1	1.00%	0	0.00%	0	0.00%	1	1.00%
CD3249-40Q	Unify Quadra™ CRT-D	989	17.10%	0	0.00%	0	0.00%	0	0.00%	0	0.00%	0	0.00%	0	0.00%	1	0.10%	1	0.10%	0	0.00%	2	0.20%
CD3249-40	Unify Quadra™ CRT-D	245	24.90%	0	0.00%	0	0.00%	0	0.00%	0	0.00%	0	0.00%	0	0.00%	0	0.00%	0	0.00%	0	0.00%	0	0.00%
CD3231-40Q	Unify™ CRT-D	1,680	21.90%	0	0.00%	0	0.00%	1	0.06%	1	0.06%	0	0.00%	0	0.00%	12	0.71%	2	0.12%	0	0.00%	16	0.95%
CD3231-40	Unify™ CRT-D	688	24.10%	1	0.15%	1	0.15%	1	0.15%	0	0.00%	0	0.00%	0	0.00%	1	0.15%	0	0.00%	0	0.00%	4	0.58%
CD3211-36Q	Promote™ + CRT-D	856	32.80%	1	0.12%	0	0.00%	1	0.12%	0	0.00%	0	0.00%	0	0.00%	2	0.23%	0	0.00%	0	0.00%	4	0.47%
CD3211-36	Promote™ + CRT-D	223	28.70%	0	0.00%	0	0.00%	0	0.00%	0	0.00%	0	0.00%	0	0.00%	0	0.00%	0	0.00%	0	0.00%	0	0.00%
3207-36	Promote™ RF CRT-D	672	35.60%	0	0.00%	0	0.00%	0	0.00%	0	0.00%	0	0.00%	0	0.00%	0	0.00%	2	0.30%	0	0.00%	2	0.30%

#### MALFUNCTIONS WITHOUT COMPROMISED THERAPY

MODELS	FAMILY	NUMBER OF DEVICES ENROLLED	PERCENT RETURNED FOR ANALYSIS	ELECTRICAL COMPONENT		ELECTRICAL INTERCONNECT		BATTERY		HIGH VOLTAGE CAPACITOR		SOFTWARE/FIRMWARE		MECHANICAL		POSSIBLE EARLY BATTERY DEPLETION		OTHER		TOTAL			
				QTY	RATE	QTY	RATE	QTY	RATE	QTY	RATE	QTY	RATE	QTY	RATE	QTY	RATE	QTY	RATE	QTY	RATE	QTY	RATE
CD3369-40Q	Quadra Assura™ CRT-D	117	2.60%	0	0.00%	0	0.00%	0	0.00%	0	0.00%	0	0.00%	0	0.00%	0	0.00%	0	0.00%	0	0.00%	0	0.00%
CD3365-40Q	Quadra Assura™ CRT-D	235	17.90%	0	0.00%	0	0.00%	0	0.00%	0	0.00%	0	0.00%	0	0.00%	2	0.85%	0	0.00%	0	0.00%	2	0.85%
CD3357-40Q	Unify Assura™ CRT-D	269	15.20%	0	0.00%	0	0.00%	0	0.00%	0	0.00%	0	0.00%	0	0.00%	1	0.37%	0	0.00%	0	0.00%	1	0.37%
CD3357-40C	Unify Assura™ CRT-D	232	16.80%	0	0.00%	0	0.00%	0	0.00%	0	0.00%	0	0.00%	0	0.00%	4	1.72%	0	0.00%	0	0.00%	4	1.72%
CD3265-40Q	Quadra Assura™ CRT-D	421	20.40%	0	0.00%	0	0.00%	0	0.00%	0	0.00%	0	0.00%	0	0.00%	1	0.24%	0	0.00%	0	0.00%	1	0.24%
CD3265-40	Quadra Assura™ CRT-D	100	17.00%	0	0.00%	0	0.00%	0	0.00%	0	0.00%	0	0.00%	0	0.00%	1	1.00%	0	0.00%	0	0.00%	1	1.00%
CD3249-40Q	Unify Quadra™ CRT-D	989	17.10%	0	0.00%	0	0.00%	0	0.00%	0	0.00%	0	0.00%	0	0.00%	3	0.30%	0	0.00%	0	0.00%	3	0.30%
CD3249-40	Unify Quadra™ CRT-D	245	24.90%	0	0.00%	0	0.00%	0	0.00%	0	0.00%	0	0.00%	0	0.00%	0	0.00%	0	0.00%	0	0.00%	0	0.00%
CD3231-40Q	Unify™ CRT-D	1,680	21.90%	1	0.06%	0	0.00%	1	0.06%	0	0.00%	0	0.00%	1	0.06%	4	0.24%	0	0.00%	0	0.00%	7	0.42%
CD3231-40	Unify™ CRT-D	688	24.10%	0	0.00%	0	0.00%	2	0.29%	0	0.00%	1	0.15%	0	0.00%	2	0.29%	1	0.15%	0	0.00%	6	0.87%
CD3211-36Q	Promote™ + CRT-D	856	32.80%	1	0.12%	0	0.00%	1	0.12%	0	0.00%	0	0.00%	1	0.12%	0	0.00%	0	0.00%	0	0.00%	3	0.35%
CD3211-36	Promote™ + CRT-D	223	28.70%	0	0.00%	0	0.00%	0	0.00%	0	0.00%	3	1.35%	0	0.00%	0	0.00%	0	0.00%	0	0.00%	3	1.35%
3207-36	Promote™ RF CRT-D	672	35.60%	1	0.15%	0	0.00%	1	0.15%	0	0.00%	1	0.15%	0	0.00%	1	0.15%	1	0.15%	0	0.00%	5	0.74%

Definitions of malfunction categories can be found on [pages 5-6](#).

# Cardiac Resynchronization Therapy (CRT) Pacemakers

# Cardiac Resynchronization Therapy (CRT) Pacemakers

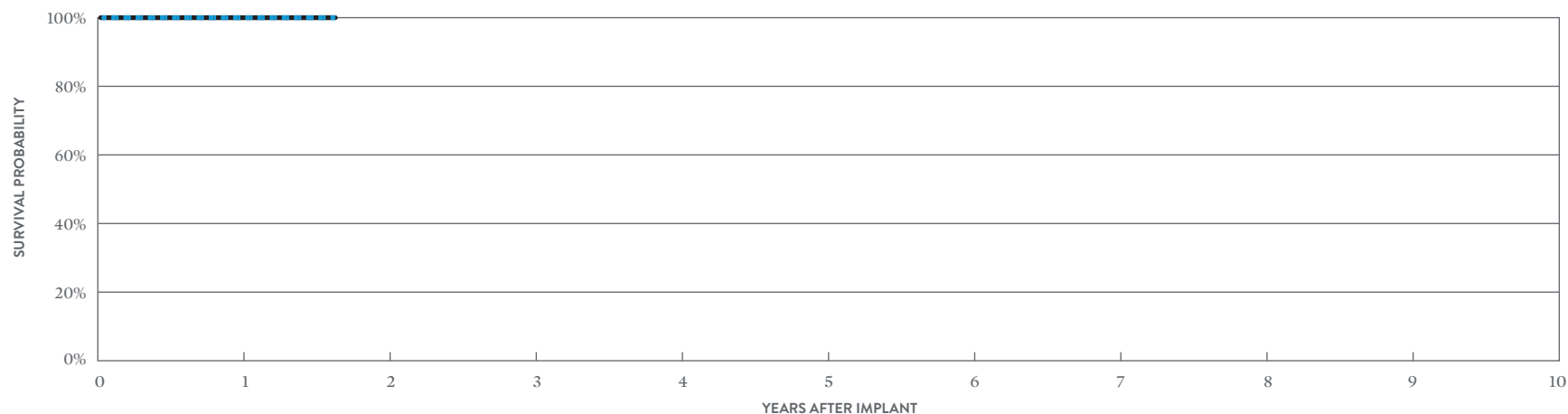
## CUSTOMER REPORTED PERFORMANCE DATA

### Allure Quadra MP™ CRT-P

#### MODEL PM3562

US Regulatory Approval	January 2019
Registered US Implants	11,062
Estimated Active US Implants	10,033
Estimated Longevity	8 Years
Normal Battery Depletion	0
Number of US Advisories	None

	MALFUNCTIONS W/ COMPROMISED THERAPY		MALFUNCTIONS W/O COMPROMISED THERAPY	
	QTY	RATE	QTY	RATE
Electrical Component	0	0.00%	0	0.00%
Electrical Interconnect	0	0.00%	0	0.00%
Battery	0	0.00%	0	0.00%
Software/Firmware	0	0.00%	0	0.00%
Mechanical	0	0.00%	0	0.00%
Possible Early Battery Depletion	0	0.00%	0	0.00%
Other	0	0.00%	0	0.00%
<b>Total</b>	<b>0</b>	<b>0.00%</b>	<b>0</b>	<b>0.00%</b>



#### INCLUDING NORMAL BATTERY DEPLETION

YEAR	1	AT 20 MONTHS
SURVIVAL PROBABILITY	100.00%	100.00%
± 1 STANDARD ERROR	0.00%	0.00%
SAMPLE SIZE	7,470	420

#### EXCLUDING NORMAL BATTERY DEPLETION

YEAR	1	AT 20 MONTHS
SURVIVAL PROBABILITY	100.00%	100.00%
± 1 STANDARD ERROR	0.00%	0.00%

# Cardiac Resynchronization Therapy (CRT) Pacemakers

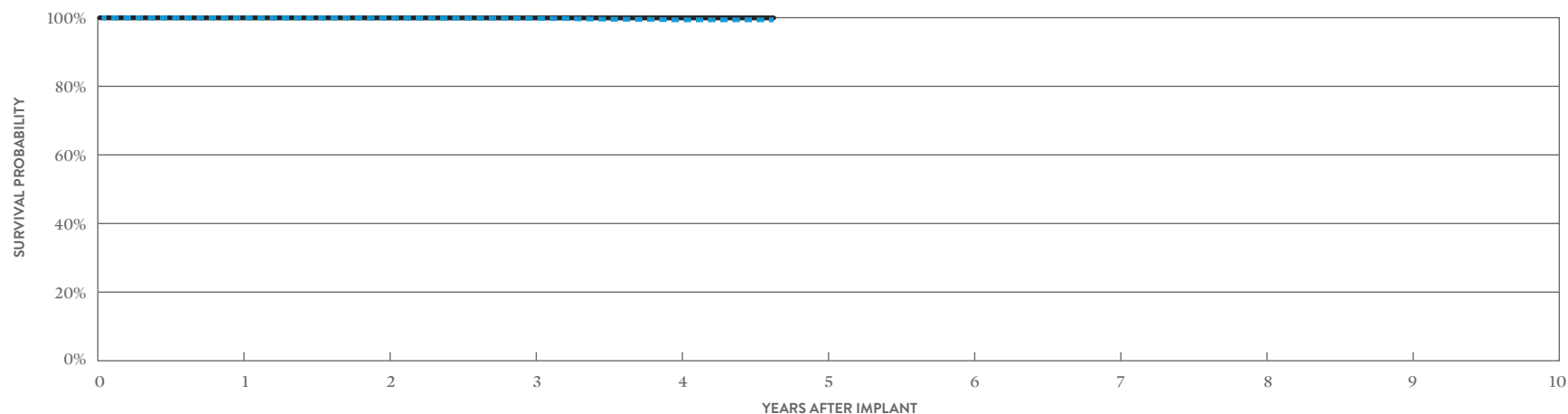
## CUSTOMER REPORTED PERFORMANCE DATA

### Allure Quadra MP™ CRT-P

#### MODEL PM3262

US Regulatory Approval	February 2016
Registered US Implants	19,955
Estimated Active US Implants	14,544
Estimated Longevity	8 Years
Normal Battery Depletion	35
Number of US Advisories (see pg. 320)	One

	MALFUNCTIONS W/ COMPROMISED THERAPY		MALFUNCTIONS W/O COMPROMISED THERAPY	
	QTY	RATE	QTY	RATE
Electrical Component	0	0.00%	1	<0.01%
Electrical Interconnect	0	0.00%	0	0.00%
Battery	0	0.00%	0	0.00%
Software/Firmware	0	0.00%	0	0.00%
Mechanical	3	0.02%	1	<0.01%
Possible Early Battery Depletion	0	0.00%	0	0.00%
Other	0	0.00%	1	<0.01%
<b>Total</b>	<b>3</b>	<b>0.02%</b>	<b>3</b>	<b>0.02%</b>



#### INCLUDING NORMAL BATTERY DEPLETION

YEAR	1	2	3	4	AT 56 MONTHS
SURVIVAL PROBABILITY	99.95%	99.87%	99.78%	98.75%	98.15%
± 1 STANDARD ERROR	0.02%	0.03%	0.04%	0.13%	0.24%
SAMPLE SIZE	18,780	15,660	11,020	5,600	240

#### EXCLUDING NORMAL BATTERY DEPLETION

YEAR	1	2	3	4	AT 56 MONTHS
SURVIVAL PROBABILITY	99.95%	99.92%	99.92%	99.92%	99.92%
± 1 STANDARD ERROR	0.02%	0.02%	0.02%	0.02%	0.02%

# Cardiac Resynchronization Therapy (CRT) Pacemakers

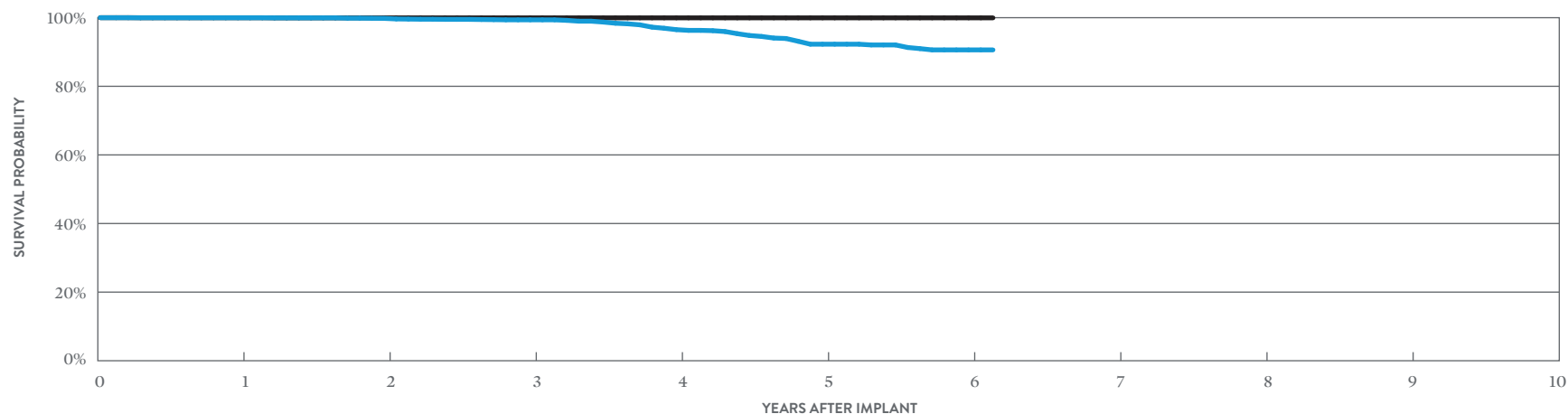
## CUSTOMER REPORTED PERFORMANCE DATA

### Allure™ RF CRT-P

#### MODEL PM3222

US Regulatory Approval	March 2014
Registered US Implants	9,571
Estimated Active US Implants	6,451
Estimated Longevity	8 Years
Normal Battery Depletion	117
Number of US Advisories (see pg. 320)	One

	MALFUNCTIONS W/ COMPROMISED THERAPY		MALFUNCTIONS W/O COMPROMISED THERAPY	
	QTY	RATE	QTY	RATE
Electrical Component	1	0.01%	0	0.00%
Electrical Interconnect	0	0.00%	0	0.00%
Battery	0	0.00%	0	0.00%
Software/Firmware	0	0.00%	0	0.00%
Mechanical	0	0.00%	1	0.01%
Possible Early Battery Depletion	0	0.00%	0	0.00%
Other	0	0.00%	0	0.00%
<b>Total</b>	<b>1</b>	<b>0.01%</b>	<b>1</b>	<b>0.01%</b>



#### INCLUDING NORMAL BATTERY DEPLETION

YEAR	1	2	3	4	5	6	AT 74 MONTHS
SURVIVAL PROBABILITY	99.98%	99.72%	99.22%	95.34%	88.81%	85.74%	85.74%
± 1 STANDARD ERROR	0.02%	0.06%	0.12%	0.35%	0.67%	0.93%	0.93%
SAMPLE SIZE	8,330	6,150	4,460	3,010	1,740	730	250

#### EXCLUDING NORMAL BATTERY DEPLETION

YEAR	1	2	3	4	5	6	AT 74 MONTHS
SURVIVAL PROBABILITY	99.98%	99.95%	99.95%	99.95%	99.95%	99.95%	99.95%
± 1 STANDARD ERROR	0.02%	0.03%	0.03%	0.03%	0.03%	0.03%	0.03%

# Cardiac Resynchronization Therapy (CRT) Pacemakers

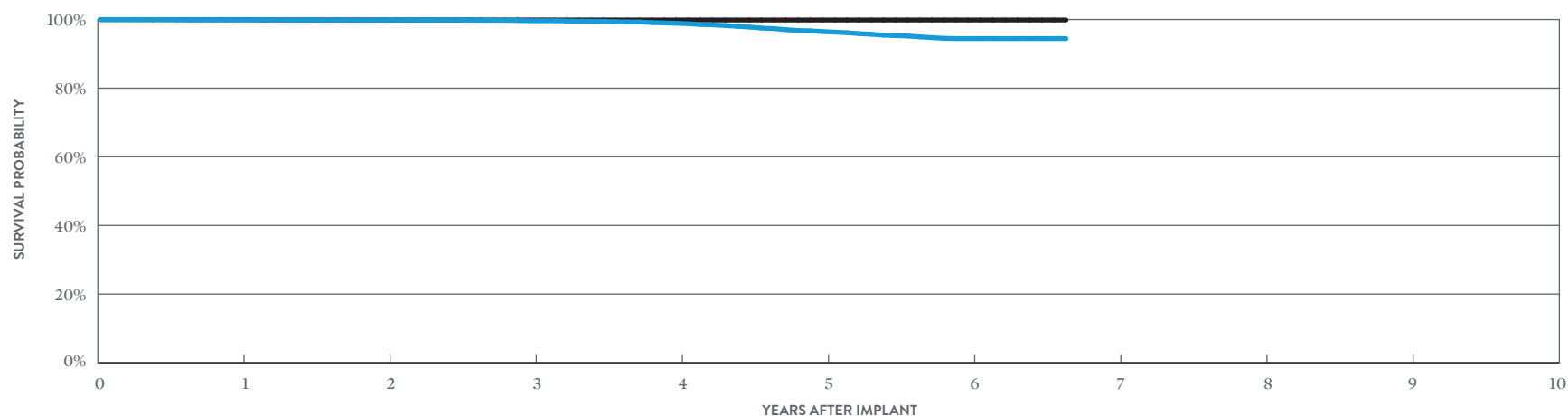
## CUSTOMER REPORTED PERFORMANCE DATA

### Allure Quadra™ RF CRT-P

#### MODEL PM3242

US Regulatory Approval	March 2014
Registered US Implants	18,282
Estimated Active US Implants	10,502
Estimated Longevity	8 Years
Normal Battery Depletion	308
Number of US Advisories (see pg. 320)	One

	MALFUNCTIONS W/ COMPROMISED THERAPY		MALFUNCTIONS W/O COMPROMISED THERAPY	
	QTY	RATE	QTY	RATE
Electrical Component	0	0.00%	2	0.01%
Electrical Interconnect	0	0.00%	0	0.00%
Battery	0	0.00%	0	0.00%
Software/Firmware	0	0.00%	0	0.00%
Mechanical	1	<0.01%	10	0.05%
Possible Early Battery Depletion	0	0.00%	0	0.00%
Other	0	0.00%	0	0.00%
<b>Total</b>	<b>1</b>	<b>&lt;0.01%</b>	<b>12</b>	<b>0.07%</b>



#### INCLUDING NORMAL BATTERY DEPLETION

YEAR	1	2	3	4	5	6	AT 80 MONTHS
SURVIVAL PROBABILITY	99.92%	99.85%	99.64%	98.83%	95.34%	90.02%	89.16%
± 1 STANDARD ERROR	0.02%	0.03%	0.04%	0.09%	0.20%	0.36%	0.43%
SAMPLE SIZE	17,120	15,160	13,680	12,240	9,530	5,000	330

#### EXCLUDING NORMAL BATTERY DEPLETION

YEAR	1	2	3	4	5	6	AT 80 MONTHS
SURVIVAL PROBABILITY	99.94%	99.88%	99.86%	99.86%	99.84%	99.77%	99.68%
± 1 STANDARD ERROR	0.02%	0.03%	0.03%	0.03%	0.03%	0.06%	0.09%

# Cardiac Resynchronization Therapy (CRT) Pacemakers

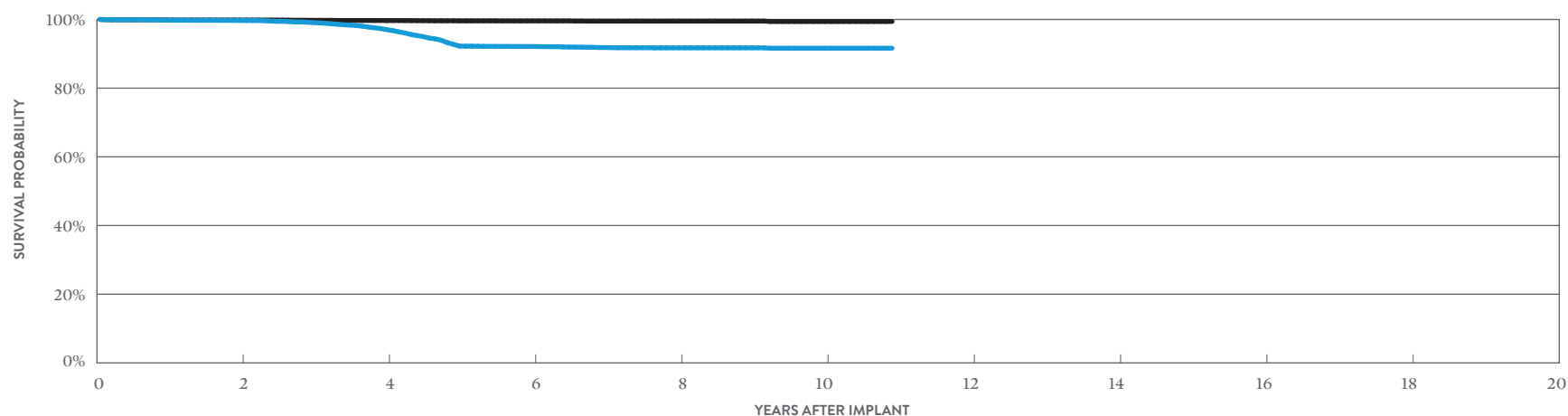
## CUSTOMER REPORTED PERFORMANCE DATA

### Anthem™ RF CRT-P

#### MODEL PM3210

US Regulatory Approval	July 2009
Registered US Implants	20,448
Estimated Active US Implants	6,162
Estimated Longevity	8 Years
Normal Battery Depletion	379
Number of US Advisories (see pgs. 320, 322)	Two

	MALFUNCTIONS W/ COMPROMISED THERAPY		MALFUNCTIONS W/O COMPROMISED THERAPY	
	QTY	RATE	QTY	RATE
Electrical Component	3	0.01%	3	0.01%
Electrical Interconnect	3	0.01%	1	<0.01%
Battery	0	0.00%	1	<0.01%
Software/Firmware	0	0.00%	7	0.03%
Mechanical	0	0.00%	0	0.00%
Possible Early Battery Depletion	1	<0.01%	3	0.01%
Other	0	0.00%	9	0.04%
<b>Total</b>	<b>7</b>	<b>0.03%</b>	<b>24</b>	<b>0.12%</b>



#### INCLUDING NORMAL BATTERY DEPLETION

YEAR	2	4	6	8	10	AT 131 MONTHS
SURVIVAL PROBABILITY	99.72%	97.06%	92.07%	91.62%	91.38%	91.38%
± 1 STANDARD ERROR	0.04%	0.14%	0.24%	0.26%	0.28%	0.28%
SAMPLE SIZE	16,150	12,640	9,580	4,980	1,420	220

#### EXCLUDING NORMAL BATTERY DEPLETION

YEAR	2	4	6	8	10	AT 131 MONTHS
SURVIVAL PROBABILITY	99.83%	99.69%	99.58%	99.53%	99.42%	99.42%
± 1 STANDARD ERROR	0.03%	0.04%	0.05%	0.06%	0.10%	0.10%



# Cardiac Resynchronization Therapy (CRT) Pacemakers

## ACTIVELY MONITORED STUDY DATA

### Anthem™ RF CRT-P

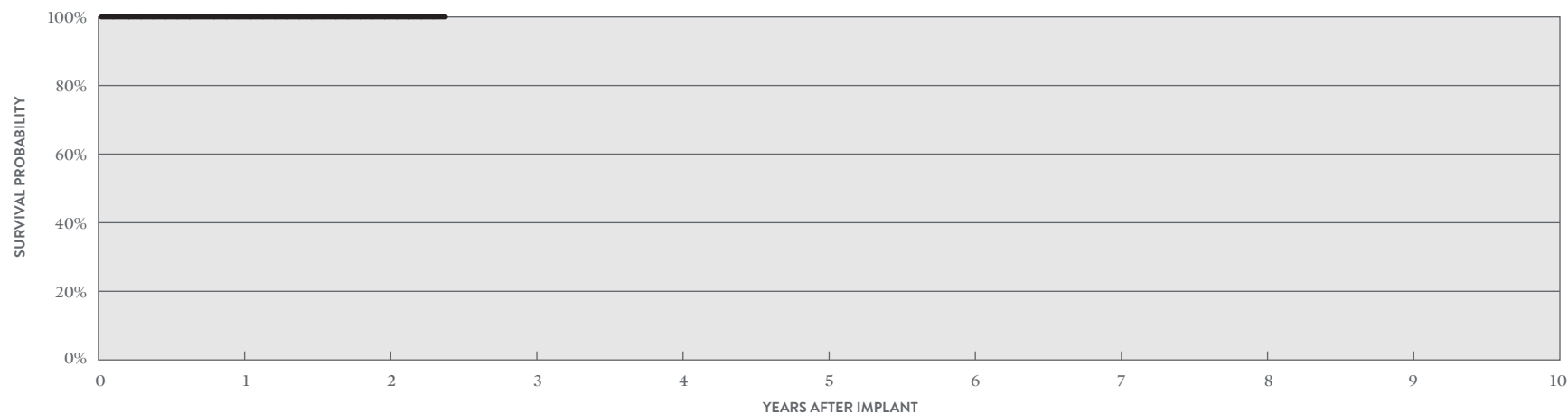
#### MODEL PM3210

US Regulatory Approval	July 2009
Number of Devices Enrolled in Study	202
Active Devices Enrolled in Study	12
Cumulative Months of Follow-up	5,532
Estimated Longevity	8 Years

#### QUALIFYING COMPLICATIONS

None Reported

	MALFUNCTIONS W/ COMPROMISED THERAPY		MALFUNCTIONS W/O COMPROMISED THERAPY	
	QTY	RATE	QTY	RATE
Electrical Component	0	0.00%	0	0.00%
Electrical Interconnect	0	0.00%	0	0.00%
Battery	0	0.00%	0	0.00%
Software/Firmware	0	0.00%	0	0.00%
Mechanical	0	0.00%	0	0.00%
Possible Early Battery Depletion	0	0.00%	0	0.00%
Other	0	0.00%	0	0.00%
<b>Total</b>	<b>0</b>	<b>0.00%</b>	<b>0</b>	<b>0.00%</b>



#### ACTIVELY MONITORED STUDY DATA

YEAR	1	2	AT 29 MONTHS
SURVIVAL PROBABILITY	100.00%	100.00%	100.00%
± 1 STANDARD ERROR	0.00%	0.00%	0.00%
SAMPLE SIZE	170	110	50

# Cardiac Resynchronization Therapy (CRT) Pacemakers

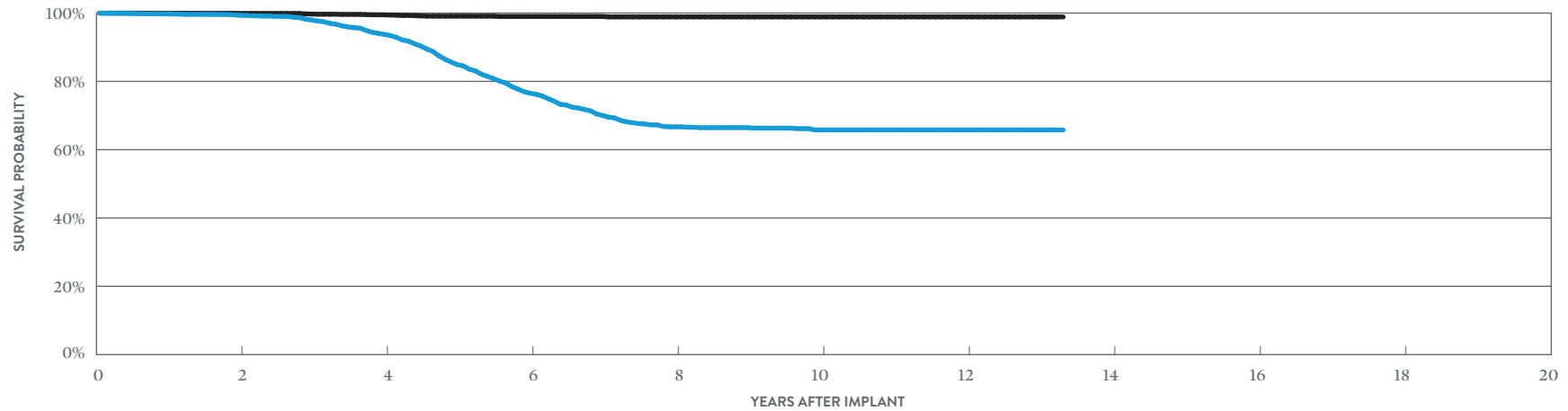
## CUSTOMER REPORTED PERFORMANCE DATA

### Frontier™ II CRT-P

#### MODEL 5586

US Regulatory Approval	August 2004
Registered US Implants	6,911
Estimated Active US Implants	794
Estimated Longevity	6.5 Years
Normal Battery Depletion	381
Number of US Advisories	None

	MALFUNCTIONS W/ COMPROMISED THERAPY		MALFUNCTIONS W/O COMPROMISED THERAPY	
	QTY	RATE	QTY	RATE
Electrical Component	0	0.00%	7	0.10%
Electrical Interconnect	0	0.00%	0	0.00%
Battery	0	0.00%	0	0.00%
Software/Firmware	0	0.00%	0	0.00%
Mechanical	0	0.00%	0	0.00%
Possible Early Battery Depletion	0	0.00%	7	0.10%
Other	1	0.01%	3	0.04%
<b>Total</b>	<b>1</b>	<b>0.01%</b>	<b>17</b>	<b>0.25%</b>



#### INCLUDING NORMAL BATTERY DEPLETION

YEAR	2	4	6	8	10	12	AT 160 MONTHS
SURVIVAL PROBABILITY	99.37%	93.72%	76.41%	66.61%	65.71%	65.71%	65.71%
± 1 STANDARD ERROR	0.10%	0.38%	0.76%	0.91%	0.93%	0.93%	0.93%
SAMPLE SIZE	5,050	3,560	2,250	1,320	920	640	210

#### EXCLUDING NORMAL BATTERY DEPLETION

YEAR	2	4	6	8	10	12	AT 160 MONTHS
SURVIVAL PROBABILITY	99.89%	99.49%	99.00%	98.87%	98.87%	98.87%	98.87%
± 1 STANDARD ERROR	0.03%	0.11%	0.17%	0.20%	0.20%	0.20%	0.20%

SUMMARY INFORMATION

Cardiac Resynchronization  
Therapy (CRT) Pacemakers

## Cardiac Resynchronization Therapy (CRT) Pacemakers

### Survival Probability Summary

#### INCLUDING NORMAL BATTERY DEPLETION

MODELS	FAMILY	1 YEAR	2 YEAR	3 YEAR	4 YEAR	5 YEAR	6 YEAR	7 YEAR	8 YEAR	9 YEAR	10 YEAR
PM3562	Allure Quadra MP <sup>™</sup> CRT-P	100.00%									
PM3262	Allure Quadra MP <sup>™</sup> CRT-P	99.95%	99.87%	99.78%	98.75%						
PM3222	Allure <sup>™</sup> RF CRT-P	99.98%	99.72%	99.22%	95.34%	88.81%	85.74%				
PM3242	Allure Quadra <sup>™</sup> RF CRT-P	99.92%	99.85%	99.64%	98.83%	95.34%	90.02%				
PM3210	Anthem <sup>™</sup> RF CRT-P	99.81%	99.72%	99.11%	97.06%	92.24%	92.07%	91.72%	91.62%	91.62%	91.38%
5586	Frontier <sup>™</sup> II CRT-P	99.76%	99.37%	97.96%	93.72%	84.85%	76.41%	69.88%	66.61%	66.36%	65.71%

#### EXCLUDING NORMAL BATTERY DEPLETION

MODELS	FAMILY	1 YEAR	2 YEAR	3 YEAR	4 YEAR	5 YEAR	6 YEAR	7 YEAR	8 YEAR	9 YEAR	10 YEAR
PM3562	Allure Quadra MP <sup>™</sup> CRT-P	100.00%									
PM3262	Allure Quadra MP <sup>™</sup> CRT-P	99.95%	99.92%	99.92%	99.92%						
PM3222	Allure <sup>™</sup> RF CRT-P	99.98%	99.95%	99.95%	99.95%	99.95%	99.95%				
PM3242	Allure Quadra <sup>™</sup> RF CRT-P	99.94%	99.88%	99.86%	99.86%	99.84%	99.77%				
PM3210	Anthem <sup>™</sup> RF CRT-P	99.87%	99.83%	99.75%	99.69%	99.60%	99.58%	99.53%	99.53%	99.53%	99.42%
5586	Frontier <sup>™</sup> II CRT-P	99.93%	99.89%	99.71%	99.49%	99.09%	99.00%	99.00%	98.87%	98.87%	98.87%

## Cardiac Resynchronization Therapy (CRT) Pacemakers

### US Malfunction Summary

#### WITH COMPROMISED THERAPY

MODELS	FAMILY	REGISTERED US IMPLANTS	PERCENT RETURNED FOR ANALYSIS	ELECTRICAL COMPONENT		ELECTRICAL INTERCONNECT		BATTERY		SOFTWARE/FIRMWARE		MECHANICAL		POSSIBLE EARLY BATTERY DEPLETION		OTHER		TOTAL			
				QTY	RATE	QTY	RATE	QTY	RATE	QTY	RATE	QTY	RATE	QTY	RATE	QTY	RATE	QTY	RATE	QTY	RATE
PM3562	Allure Quadra MP <sup>™</sup> CRT-P	11,062	1.10%	0	0.00%	0	0.00%	0	0.00%	0	0.00%	0	0.00%	0	0.00%	0	0.00%	0	0.00%	0	0.00%
PM3262	Allure Quadra MP <sup>™</sup> CRT-P	19,955	3.90%	0	0.00%	0	0.00%	0	0.00%	0	0.00%	3	0.02%	0	0.00%	0	0.00%	0	0.00%	3	0.02%
PM3222	Allure <sup>™</sup> RF CRT-P	9,571	5.60%	1	0.01%	0	0.00%	0	0.00%	0	0.00%	0	0.00%	0	0.00%	0	0.00%	0	0.00%	1	0.01%
PM3242	Allure Quadra <sup>™</sup> RF CRT-P	18,282	7.70%	0	0.00%	0	0.00%	0	0.00%	0	0.00%	1	<0.01%	0	0.00%	0	0.00%	0	0.00%	1	<0.01%
PM3210	Anthem <sup>™</sup> RF CRT-P	20,448	17.90%	3	0.01%	3	0.01%	0	0.00%	0	0.00%	0	0.00%	1	<0.01%	0	0.00%	0	0.00%	7	0.03%
5586	Frontier <sup>™</sup> II CRT-P	6,911	19.50%	0	0.00%	0	0.00%	0	0.00%	0	0.00%	0	0.00%	0	0.00%	1	0.01%	1	0.01%	1	0.01%

#### WITHOUT COMPROMISED THERAPY

MODELS	FAMILY	REGISTERED US IMPLANTS	PERCENT RETURNED FOR ANALYSIS	ELECTRICAL COMPONENT		ELECTRICAL INTERCONNECT		BATTERY		SOFTWARE/FIRMWARE		MECHANICAL		POSSIBLE EARLY BATTERY DEPLETION		OTHER		TOTAL			
				QTY	RATE	QTY	RATE	QTY	RATE	QTY	RATE	QTY	RATE	QTY	RATE	QTY	RATE	QTY	RATE	QTY	RATE
PM3562	Allure Quadra MP <sup>™</sup> CRT-P	11,062	1.10%	0	0.00%	0	0.00%	0	0.00%	0	0.00%	0	0.00%	0	0.00%	0	0.00%	0	0.00%	0	0.00%
PM3262	Allure Quadra MP <sup>™</sup> CRT-P	19,955	3.90%	1	<0.01%	0	0.00%	0	0.00%	0	0.00%	1	<0.01%	0	0.00%	1	<0.01%	3	0.02%	3	0.02%
PM3222	Allure <sup>™</sup> RF CRT-P	9,571	5.60%	0	0.00%	0	0.00%	0	0.00%	0	0.00%	1	0.01%	0	0.00%	0	0.00%	1	0.01%	1	0.01%
PM3242	Allure Quadra <sup>™</sup> RF CRT-P	18,282	7.70%	2	0.01%	0	0.00%	0	0.00%	0	0.00%	10	0.05%	0	0.00%	0	0.00%	12	0.07%	12	0.07%
PM3210	Anthem <sup>™</sup> RF CRT-P	20,448	17.90%	3	0.01%	1	<0.01%	1	<0.01%	7	0.03%	0	0.00%	3	0.01%	9	0.04%	24	0.12%	24	0.12%
5586	Frontier <sup>™</sup> II CRT-P	6,911	19.50%	7	0.10%	0	0.00%	0	0.00%	0	0.00%	0	0.00%	7	0.10%	3	0.04%	17	0.25%	17	0.25%

Definitions of malfunction categories can be found on [pages 5-6](#).

## Cardiac Resynchronization Therapy (CRT) Pacemakers

### Worldwide Malfunction Summary

#### WITH COMPROMISED THERAPY

MODELS	FAMILY	WORLDWIDE SALES	PERCENT RETURNED FOR ANALYSIS	ELECTRICAL COMPONENT		ELECTRICAL INTERCONNECT		BATTERY		SOFTWARE/FIRMWARE		MECHANICAL		POSSIBLE EARLY BATTERY DEPLETION		OTHER		TOTAL			
				QTY	RATE	QTY	RATE	QTY	RATE	QTY	RATE	QTY	RATE	QTY	RATE	QTY	RATE	QTY	RATE	QTY	RATE
PM3562	Allure Quadra MP <sup>™</sup> CRT-P	28,989	0.22%	0	0.00%	0	0.00%	0	0.00%	0	0.00%	0	0.00%	0	0.00%	0	0.00%	0	0.00%	0	0.00%
PM3262	Allure Quadra MP <sup>™</sup> CRT-P	35,403	1.89%	0	0.00%	0	0.00%	0	0.00%	0	0.00%	3	<0.01%	1	<0.01%	0	0.00%	0	0.00%	4	0.01%
PM3222	Allure <sup>™</sup> RF CRT-P	30,289	1.46%	1	<0.01%	1	<0.01%	0	0.00%	0	0.00%	0	0.00%	0	0.00%	0	0.00%	0	0.00%	2	<0.01%
PM3242	Allure Quadra <sup>™</sup> RF CRT-P	36,597	3.33%	0	0.00%	0	0.00%	0	0.00%	0	0.00%	2	<0.01%	0	0.00%	0	0.00%	0	0.00%	2	<0.01%
PM3210	Anthem <sup>™</sup> RF CRT-P	21,093	15.97%	3	0.01%	3	0.01%	0	0.00%	0	0.00%	0	0.00%	1	<0.01%	0	0.00%	0	0.00%	7	0.03%

#### WITHOUT COMPROMISED THERAPY

MODELS	FAMILY	WORLDWIDE SALES	PERCENT RETURNED FOR ANALYSIS	ELECTRICAL COMPONENT		ELECTRICAL INTERCONNECT		BATTERY		SOFTWARE/FIRMWARE		MECHANICAL		POSSIBLE EARLY BATTERY DEPLETION		OTHER		TOTAL			
				QTY	RATE	QTY	RATE	QTY	RATE	QTY	RATE	QTY	RATE	QTY	RATE	QTY	RATE	QTY	RATE	QTY	RATE
PM3562	Allure Quadra MP <sup>™</sup> CRT-P	28,989	0.22%	1	<0.01%	0	0.00%	0	0.00%	0	0.00%	0	0.00%	0	0.00%	2	<0.01%	0	0.00%	3	0.01%
PM3262	Allure Quadra MP <sup>™</sup> CRT-P	35,403	1.89%	0	0.00%	0	0.00%	0	0.00%	0	0.00%	1	<0.01%	0	0.00%	1	<0.01%	0	0.00%	2	<0.01%
PM3222	Allure <sup>™</sup> RF CRT-P	30,289	1.46%	0	0.00%	0	0.00%	0	0.00%	0	0.00%	1	<0.01%	0	0.00%	0	0.00%	0	0.00%	1	<0.01%
PM3242	Allure Quadra <sup>™</sup> RF CRT-P	36,597	3.33%	3	<0.01%	0	0.00%	0	0.00%	0	0.00%	13	0.04%	1	<0.01%	1	<0.01%	0	0.00%	18	0.05%
PM3210	Anthem <sup>™</sup> RF CRT-P	21,093	15.97%	3	0.01%	1	<0.01%	1	<0.01%	7	0.03%	0	0.00%	3	0.01%	9	0.04%	0	0.00%	24	0.11%

Definitions of malfunction categories can be found on [pages 5-6](#).

## Cardiac Resynchronization Therapy (CRT) Pacemakers

### Actively Monitored Study Data Summary

#### QUALIFYING COMPLICATIONS

MODELS	NUMBER OF DEVICES ENROLLED	ACTIVE DEVICES ENROLLED	CUMULATIVE MONTHS OF FOLLOW-UP	LOSS OF TELEMETRY		PERICARDIAL EFFUSION		PREMATURE BATTERY DEPLETION		SKIN EROSION		TOTAL	
				QTY	RATE	QTY	RATE	QTY	RATE	QTY	RATE	QTY	RATE
PM3210	202	12	5,532	0	0.00%	0	0.00%	0	0.00%	0	0.00%	0	0.00%

#### MALFUNCTIONS WITH COMPROMISED THERAPY

MODELS	FAMILY	NUMBER OF DEVICES ENROLLED	PERCENT RETURNED FOR ANALYSIS	ELECTRICAL COMPONENT		ELECTRICAL INTERCONNECT		BATTERY		SOFTWARE/FIRMWARE		MECHANICAL		POSSIBLE EARLY BATTERY DEPLETION		OTHER		TOTAL	
				QTY	RATE	QTY	RATE	QTY	RATE	QTY	RATE	QTY	RATE	QTY	RATE	QTY	RATE	QTY	RATE
PM3210	Anthem <sup>™</sup> RF	202	30.20%	0	0.00%	0	0.00%	0	0.00%	0	0.00%	0	0.00%	0	0.00%	0	0.00%	0	0.00%

#### MALFUNCTIONS WITHOUT COMPROMISED THERAPY

MODELS	FAMILY	NUMBER OF DEVICES ENROLLED	PERCENT RETURNED FOR ANALYSIS	ELECTRICAL COMPONENT		ELECTRICAL INTERCONNECT		BATTERY		SOFTWARE/FIRMWARE		MECHANICAL		POSSIBLE EARLY BATTERY DEPLETION		OTHER		TOTAL	
				QTY	RATE	QTY	RATE	QTY	RATE	QTY	RATE	QTY	RATE	QTY	RATE	QTY	RATE	QTY	RATE
PM3210	Anthem <sup>™</sup> RF	202	30.20%	0	0.00%	0	0.00%	0	0.00%	0	0.00%	0	0.00%	0	0.00%	0	0.00%	0	0.00%

A list of complications can be found on [page 12](#).

Definitions of malfunction categories can be found on [pages 5-6](#).





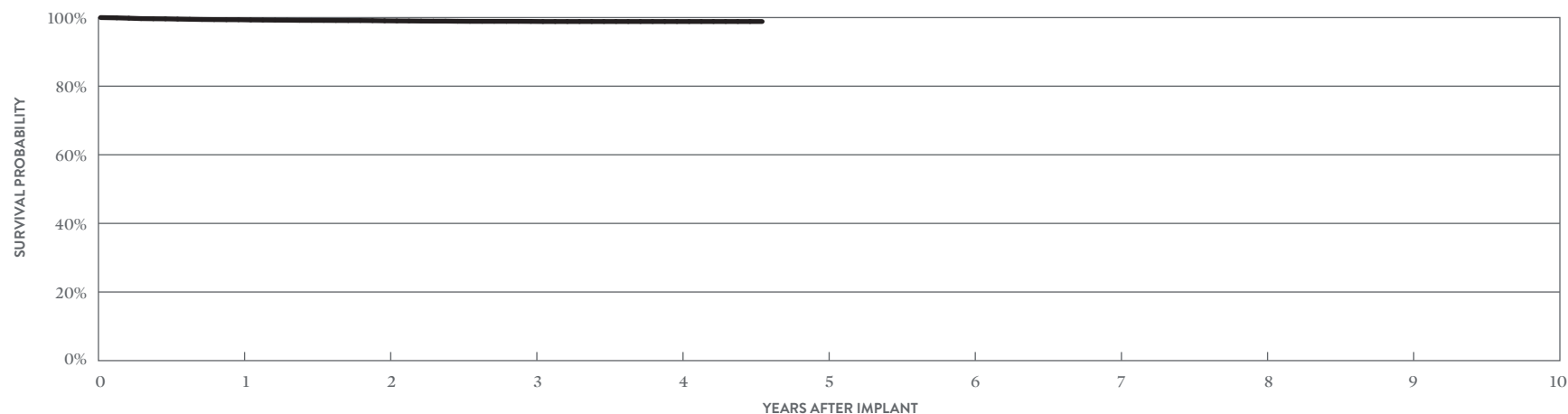
## Left-Heart Leads

### CUSTOMER REPORTED PERFORMANCE DATA

## Quartet™

### MODEL 1458QL

		ACUTE OBSERVATIONS (POST IMPLANT, ≤30 DAYS)		CHRONIC COMPLICATIONS (>30 DAYS)		MALFUNCTIONS			
		QTY	RATE	QTY	RATE	QTY	RATE		
US Regulatory Approval	October 2015	Cardiac Perforation	1	<0.01%	0	0.00%	Conductor Fracture	0	0.00%
Registered US Implants	13,437	Conductor Fracture	0	0.00%	0	0.00%	Clavicular Crush	0	0.00%
Estimated Active US Implants	10,397	Lead Dislodgement	25	0.19%	78	0.58%	In the Pocket	0	0.00%
Insulation	Optim™*	Failure to Capture	16	0.12%	24	0.18%	Intravascular	0	0.00%
Type and/or Fixation	S-Curve	Oversensing	0	0.00%	0	0.00%	Insulation Breach	0	0.00%
Polarity	Quadpolar	Failure to Sense	0	0.00%	0	0.00%	Lead-to-Can Contact	0	0.00%
Steroid	Yes	Insulation Breach	2	0.01%	0	0.00%	Lead-to-Lead Contact	0	0.00%
Number of US Advisories	None	Abnormal Pacing Impedance	5	0.04%	9	0.07%	Clavicular Crush	0	0.00%
		Extracardiac Stimulation	25	0.19%	28	0.21%	Externalized Conductors	0	0.00%
		Other	4	0.03%	4	0.03%	Other	0	0.00%
		<b>Total</b>	<b>78</b>	<b>0.58%</b>	<b>143</b>	<b>1.06%</b>	Crimps, Welds & Bonds	0	0.00%
		<b>Total Returned for Analysis</b>	<b>16</b>		<b>45</b>		Other	0	0.00%
							Extrinsic Factors	42	0.31%
							<b>Total</b>	<b>42</b>	<b>0.31%</b>



YEAR	1	2	3	4	AT 55 MONTHS
SURVIVAL PROBABILITY	99.43%	99.21%	99.05%	98.92%	98.85%
± 1 STANDARD ERROR	0.07%	0.09%	0.10%	0.12%	0.14%
SAMPLE SIZE	11,430	7,860	5,040	2,600	270

\*Optim™ lead insulation is a copolymer of silicone and polyurethane.

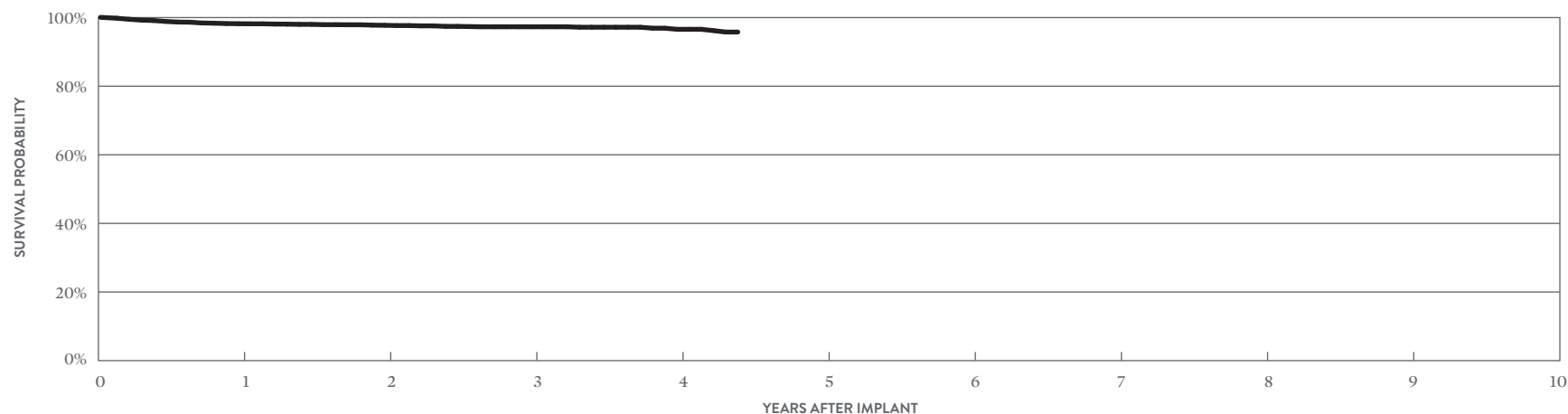
## Left-Heart Leads

### CUSTOMER REPORTED PERFORMANCE DATA

## Quartet™

### MODEL 1457Q

		ACUTE OBSERVATIONS (POST IMPLANT, ≤30 DAYS)		CHRONIC COMPLICATIONS (>30 DAYS)		MALFUNCTIONS			
		QTY	RATE	QTY	RATE	QTY	RATE		
US Regulatory Approval	March 2017	Cardiac Perforation	0	0.00%	0	0.00%	Conductor Fracture	0	0.00%
Registered US Implants	6,835	Conductor Fracture	1	0.01%	0	0.00%	Clavicular Crush	0	0.00%
Estimated Active US Implants	5,190	Lead Dislodgement	36	0.53%	96	1.40%	In the Pocket	0	0.00%
Insulation	Optim*	Failure to Capture	8	0.12%	28	0.41%	Intravascular	0	0.00%
Type and/or Fixation	S-Curve	Oversensing	1	0.01%	1	0.01%	Insulation Breach	0	0.00%
Polarity	Quadpolar	Failure to Sense	0	0.00%	0	0.00%	Lead-to-Can Contact	0	0.00%
Steroid	Yes	Insulation Breach	0	0.00%	2	0.03%	Lead-to-Lead Contact	0	0.00%
Number of US Advisories	None	Abnormal Pacing Impedance	0	0.00%	0	0.00%	Clavicular Crush	0	0.00%
		Extracardiac Stimulation	15	0.22%	10	0.15%	Externalized Conductors	0	0.00%
		Other	6	0.09%	5	0.07%	Other	0	0.00%
		<b>Total</b>	<b>67</b>	<b>0.98%</b>	<b>142</b>	<b>2.08%</b>	Crimps, Welds & Bonds	0	0.00%
		<b>Total Returned for Analysis</b>	<b>16</b>		<b>56</b>		Other	0	0.00%
							Extrinsic Factors	62	0.91%
							<b>Total</b>	<b>62</b>	<b>0.91%</b>



YEAR	1	2	3	4	AT 53 MONTHS
SURVIVAL PROBABILITY	98.21%	97.65%	97.15%	97.02%	96.18%
± 1 STANDARD ERROR	0.18%	0.22%	0.27%	0.30%	0.66%
SAMPLE SIZE	5,500	3,300	1,780	700	210

\*Optim™ lead insulation is a copolymer of silicone and polyurethane.

## Left-Heart Leads

### CUSTOMER REPORTED PERFORMANCE DATA

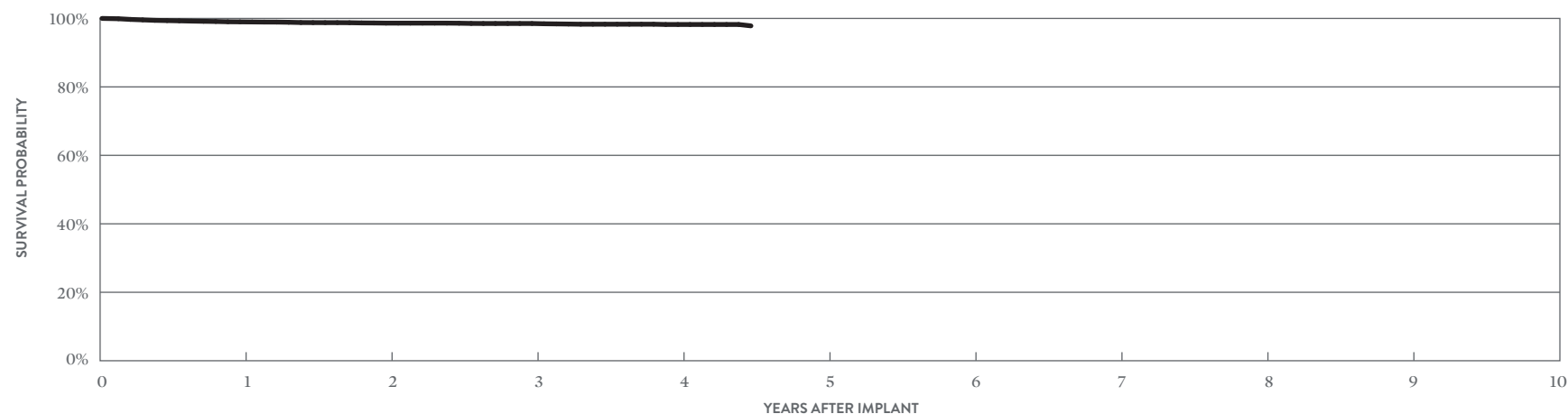
## Quartet™

### MODEL 1456Q

US Regulatory Approval	October 2015
Registered US Implants	10,097
Estimated Active US Implants	7,735
Insulation	Optim™*
Type and/or Fixation	S-Curve
Polarity	Quadpolar
Steroid	Yes
Number of US Advisories	None

	ACUTE OBSERVATIONS (POST IMPLANT, ≤30 DAYS)		CHRONIC COMPLICATIONS (>30 DAYS)	
	QTY	RATE	QTY	RATE
Cardiac Perforation	2	0.02%	1	<0.01%
Conductor Fracture	2	0.02%	0	0.00%
Lead Dislodgement	29	0.29%	90	0.89%
Failure to Capture	12	0.12%	27	0.27%
Oversensing	1	<0.01%	0	0.00%
Failure to Sense	0	0.00%	0	0.00%
Insulation Breach	1	<0.01%	0	0.00%
Abnormal Pacing Impedance	4	0.04%	1	<0.01%
Extracardiac Stimulation	12	0.12%	15	0.15%
Other	6	0.06%	2	0.02%
<b>Total</b>	<b>69</b>	<b>0.68%</b>	<b>136</b>	<b>1.35%</b>
<b>Total Returned for Analysis</b>	<b>18</b>		<b>63</b>	

MALFUNCTIONS	QTY	RATE
Conductor Fracture	0	0.00%
Clavicular Crush	0	0.00%
In the Pocket	0	0.00%
Intravascular	0	0.00%
Insulation Breach	1	<0.01%
Lead-to-Can Contact	1	<0.01%
Lead-to-Lead Contact	0	0.00%
Clavicular Crush	0	0.00%
Externalized Conductors	0	0.00%
Other	0	0.00%
Crimps, Welds & Bonds	0	0.00%
Other	3	0.03%
Extrinsic Factors	63	0.62%
<b>Total</b>	<b>67</b>	<b>0.66%</b>



YEAR	1	2	3	4	AT 54 MONTHS
SURVIVAL PROBABILITY	99.05%	98.68%	98.55%	98.27%	97.86%
± 1 STANDARD ERROR	0.10%	0.13%	0.14%	0.19%	0.19%
SAMPLE SIZE	8,530	5,810	3,660	1,800	300

\*Optim™ lead insulation is a copolymer of silicone and polyurethane.

## Left-Heart Leads

### CUSTOMER REPORTED PERFORMANCE DATA

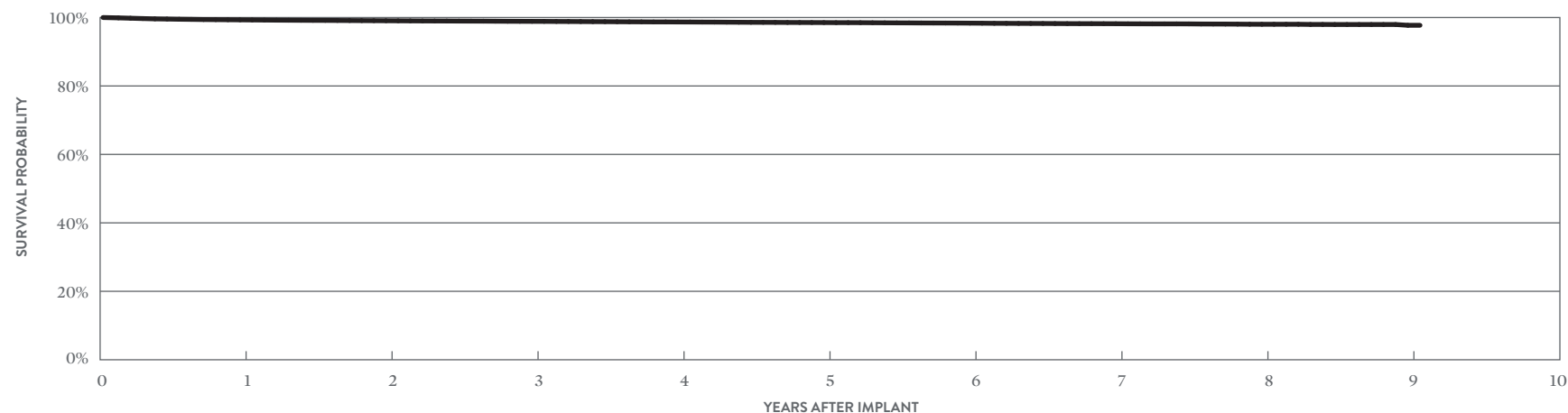
## Quartet™

### MODEL 1458Q

US Regulatory Approval	November 2011
Registered US Implants	162,690
Estimated Active US Implants	97,837
Insulation	Optim*
Type and/or Fixation	S-Curve
Polarity	Quadpolar
Steroid	Yes
Number of US Advisories	None

	ACUTE OBSERVATIONS (POST IMPLANT, ≤30 DAYS)		CHRONIC COMPLICATIONS (>30 DAYS)	
	QTY	RATE	QTY	RATE
Cardiac Perforation	6	<0.01%	5	<0.01%
Conductor Fracture	0	0.00%	36	0.02%
Lead Dislodgement	271	0.17%	1180	0.73%
Failure to Capture	120	0.07%	572	0.35%
Oversensing	4	<0.01%	22	0.01%
Failure to Sense	0	0.00%	1	<0.01%
Insulation Breach	1	<0.01%	13	<0.01%
Abnormal Pacing Impedance	6	<0.01%	111	0.07%
Extracardiac Stimulation	115	0.07%	214	0.13%
Other	120	0.07%	59	0.04%
<b>Total</b>	<b>643</b>	<b>0.40%</b>	<b>2213</b>	<b>1.36%</b>
<b>Total Returned for Analysis</b>	<b>233</b>		<b>821</b>	

MALFUNCTIONS	QTY	RATE
Conductor Fracture	10	<0.01%
Clavicular Crush	1	<0.01%
In the Pocket	3	<0.01%
Intravascular	6	<0.01%
Insulation Breach	6	<0.01%
Lead-to-Can Contact	3	<0.01%
Lead-to-Lead Contact	1	<0.01%
Clavicular Crush	0	0.00%
Externalized Conductors	0	0.00%
Other	2	<0.01%
Crimps, Welds & Bonds	0	0.00%
Other	15	<0.01%
Extrinsic Factors	784	0.48%
<b>Total</b>	<b>816</b>	<b>0.50%</b>



YEAR	1	2	3	4	5	6	7	8	9	AT 109 MONTHS
<b>SURVIVAL PROBABILITY</b>	99.31%	99.05%	98.87%	98.70%	98.52%	98.37%	98.14%	97.95%	97.66%	97.66%
<b>± 1 STANDARD ERROR</b>	0.02%	0.03%	0.03%	0.03%	0.04%	0.04%	0.05%	0.07%	0.08%	0.24%
<b>SAMPLE SIZE</b>	146,410	119,020	98,550	80,490	61,960	41,740	23,660	11,340	3,460	260

\*Optim™ lead insulation is a copolymer of silicone and polyurethane.

## Left-Heart Leads

### ACTIVELY MONITORED STUDY DATA

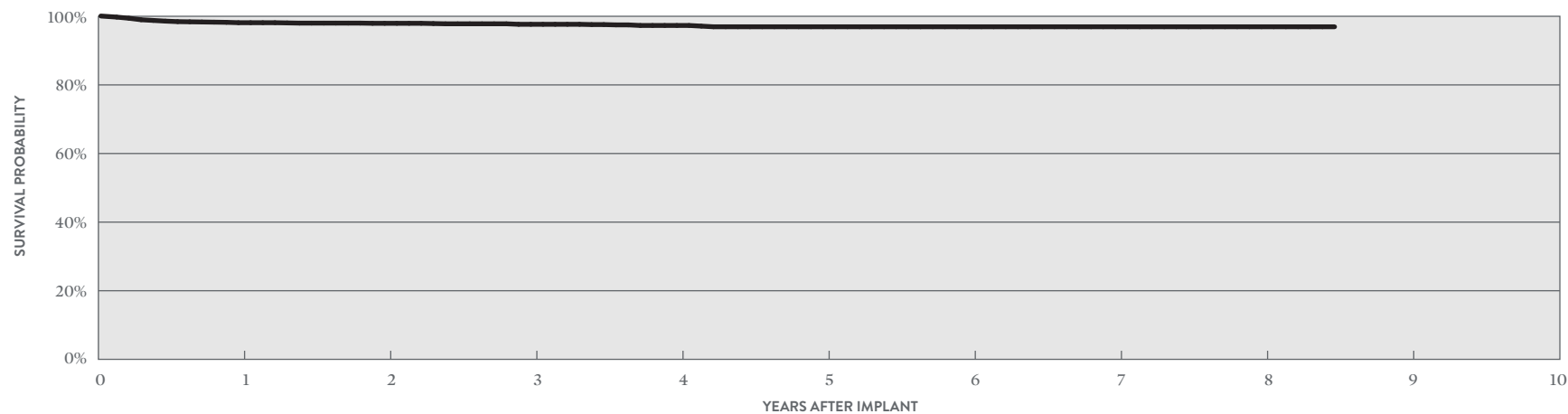
## Quartet™

### MODEL 1458Q

US Regulatory Approval	November 2011
Number of Devices Enrolled in Study	2,158
Active Devices Enrolled in Study	892
Cumulative Months of Follow-up	111,724
Insulation	Optim™*
Type and/or Fixation	S-Curve
Polarity	Quadpolar
Steroid	Yes

QUALIFYING COMPLICATIONS	QTY	RATE
Abnormal Pacing Impedance	1	0.05%
Extracardiac Stimulation	3	0.14%
Failure to Capture	9	0.42%
Insulation Breach	1	0.05%
Lead Dislodgement	38	1.76%
Oversensing	1	0.05%

MALFUNCTIONS	QTY	RATE
Conductor Fracture	0	0.00%
Clavicular Crush	0	0.00%
In the Pocket	0	0.00%
Intravascular	0	0.00%
Insulation Breach	0	0.00%
Lead-to-Can Contact	0	0.00%
Lead-to-Lead Contact	0	0.00%
Clavicular Crush	0	0.00%
Externalized Conductors	0	0.00%
Other	0	0.00%
Crimps, Welds & Bonds	0	0.00%
Other	0	0.00%
Extrinsic Factors	22	1.02%
<b>Total</b>	<b>22</b>	<b>1.02%</b>



YEAR	1	2	3	4	5	6	7	8	AT 102 MONTHS
SURVIVAL PROBABILITY	98.13%	97.95%	97.66%	97.32%	96.94%	96.94%	96.94%	96.94%	96.94%
± 1 STANDARD ERROR	0.29%	0.32%	0.35%	0.39%	0.43%	0.43%	0.43%	0.43%	0.43%
SAMPLE SIZE	1,990	1,670	1,390	1,170	980	850	800	520	60

\*Optim™ lead insulation is a copolymer of silicone and polyurethane.

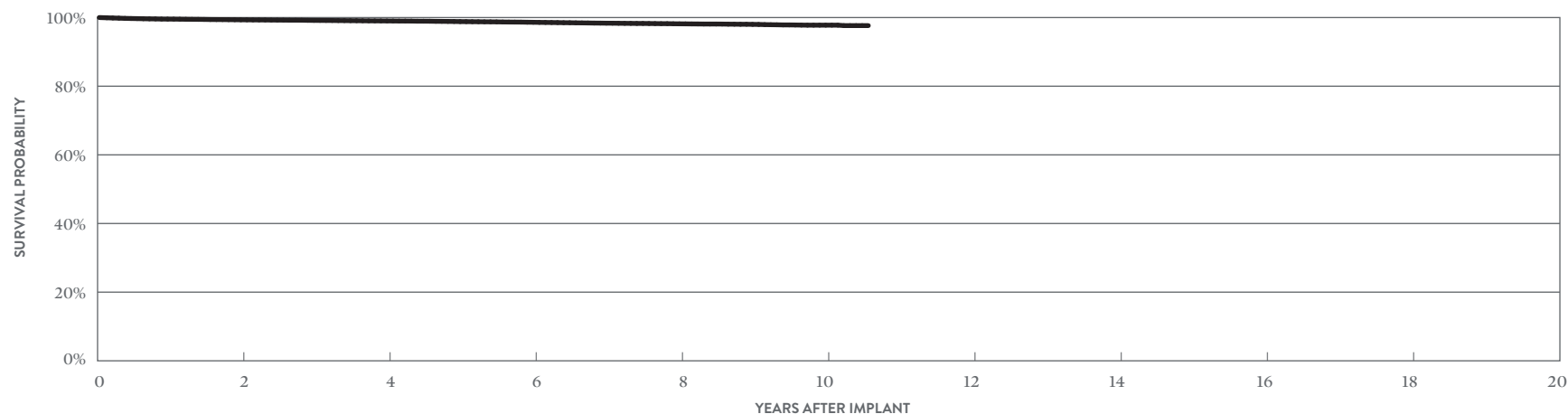
## Left-Heart Leads

### CUSTOMER REPORTED PERFORMANCE DATA

## QuickFlex™ μ

### MODEL 1258T

		ACUTE OBSERVATIONS (POST IMPLANT, ≤30 DAYS)		CHRONIC COMPLICATIONS (>30 DAYS)		MALFUNCTIONS			
		QTY	RATE	QTY	RATE	QTY	RATE		
US Regulatory Approval	May 2010	Cardiac Perforation	0	0.00%	1	<0.01%	Conductor Fracture	9	0.02%
Registered US Implants	48,149	Conductor Fracture	0	0.00%	42	0.09%	Clavicular Crush	2	<0.01%
Estimated Active US Implants	22,123	Lead Dislodgement	49	0.10%	231	0.48%	In the Pocket	3	<0.01%
Insulation	Optim™*	Failure to Capture	20	0.04%	240	0.50%	Intravascular	4	<0.01%
Type and/or Fixation	S-Curve	Oversensing	0	0.00%	26	0.05%	Insulation Breach	5	0.01%
Polarity	Bipolar	Failure to Sense	1	<0.01%	3	<0.01%	Lead-to-Can Contact	1	<0.01%
Steroid	Yes	Insulation Breach	0	0.00%	15	0.03%	Lead-to-Lead Contact	3	<0.01%
Number of US Advisories	None	Abnormal Pacing Impedance	5	0.01%	74	0.15%	Clavicular Crush	0	0.00%
		Extracardiac Stimulation	21	0.04%	79	0.16%	Externalized Conductors	0	0.00%
		Other	16	0.03%	16	0.03%	Other	1	<0.01%
		<b>Total</b>	<b>112</b>	<b>0.23%</b>	<b>727</b>	<b>1.51%</b>	Crimps, Welds & Bonds	0	0.00%
		<b>Total Returned for Analysis</b>	<b>61</b>		<b>224</b>		Other	1	<0.01%
							Extrinsic Factors	235	0.49%
							<b>Total</b>	<b>250</b>	<b>0.52%</b>



YEAR	2	4	6	8	10	AT 127 MONTHS
SURVIVAL PROBABILITY	99.34%	98.98%	98.61%	98.15%	97.77%	97.64%
± 1 STANDARD ERROR	0.04%	0.05%	0.06%	0.08%	0.11%	0.14%
SAMPLE SIZE	38,420	30,660	24,140	15,370	5,390	330

\*Optim™ lead insulation is a copolymer of silicone and polyurethane.

## Left-Heart Leads

### ACTIVELY MONITORED STUDY DATA

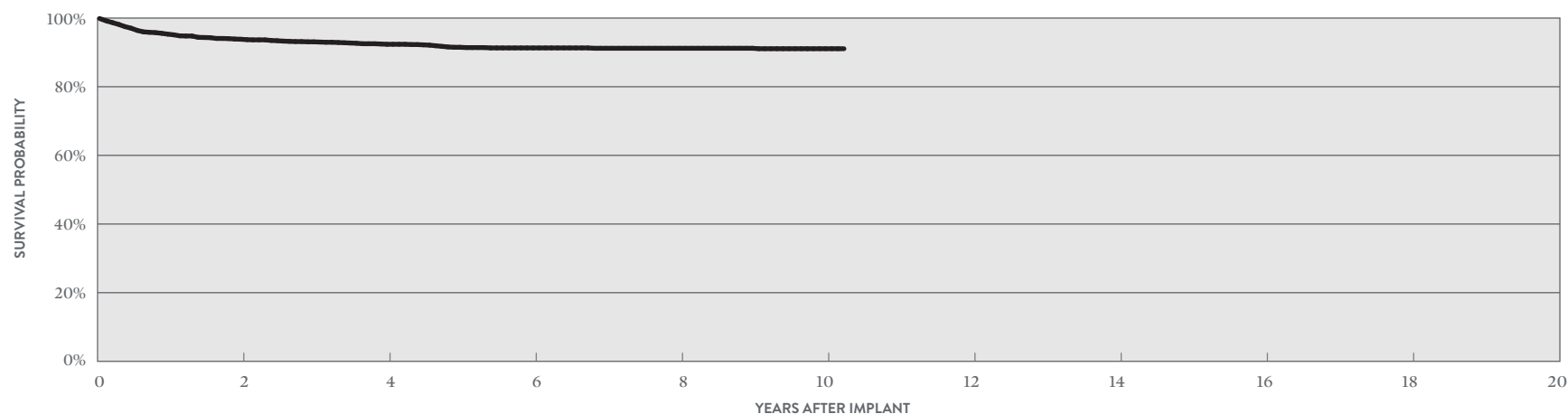
## QuickFlex™ μ

### MODEL 1258T

US Regulatory Approval	May 2010
Number of Devices Enrolled in Study	2,375
Active Devices Enrolled in Study	939
Cumulative Months of Follow-up	140,270
Insulation	Optim™*
Type and/or Fixation	S-Curve
Polarity	Bipolar
Steroid	Yes

QUALIFYING COMPLICATIONS	QTY	RATE
Abnormal Pacing Impedance	7	0.29%
Conductor Fracture	3	0.13%
Extracardiac Stimulation	56	2.36%
Failure to Capture	49	2.06%
Insulation Breach	1	0.04%
Lead Dislodgement	52	2.19%

MALFUNCTIONS	QTY	RATE
Conductor Fracture	1	0.04%
Clavicular Crush	1	0.04%
In the Pocket	0	0.00%
Intravascular	0	0.00%
Insulation Breach	0	0.00%
Lead-to-Can Contact	0	0.00%
Lead-to-Lead Contact	0	0.00%
Clavicular Crush	0	0.00%
Externalized Conductors	0	0.00%
Other	0	0.00%
Crimps, Welds & Bonds	0	0.00%
Other	0	0.00%
Extrinsic Factors	41	1.73%
<b>Total</b>	<b>42</b>	<b>1.77%</b>



YEAR	2	4	6	8	10	AT 123 MONTHS
SURVIVAL PROBABILITY	93.83%	92.36%	91.30%	91.20%	91.07%	91.07%
± 1 STANDARD ERROR	0.52%	0.60%	0.67%	0.67%	0.69%	0.69%
SAMPLE SIZE	1,760	1,280	970	900	400	60

\*Optim™ lead insulation is a copolymer of silicone and polyurethane.

## Left-Heart Leads

### CUSTOMER REPORTED PERFORMANCE DATA

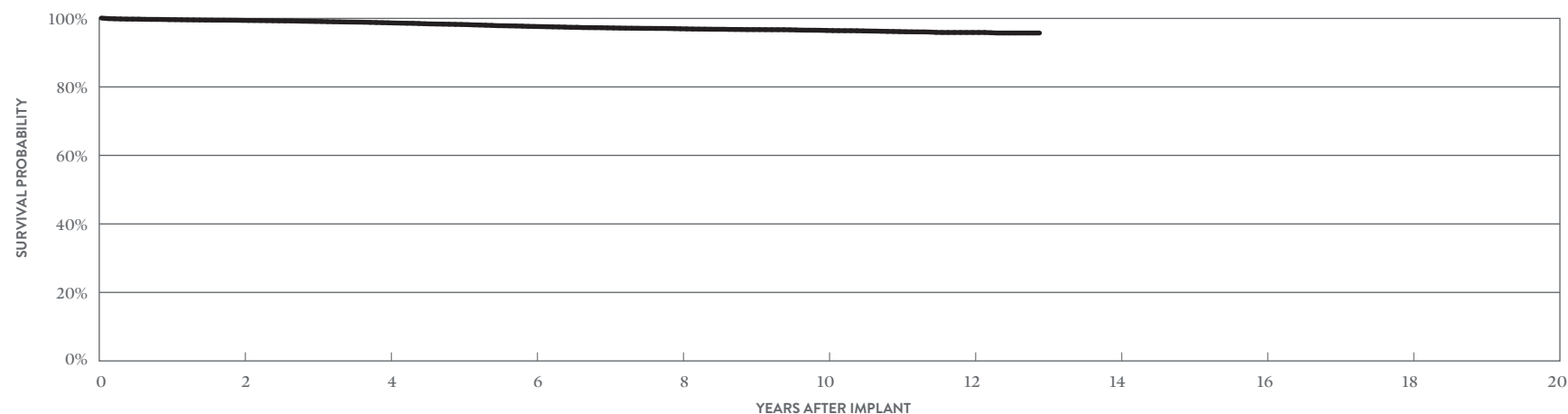
## QuickFlex™

### MODEL 1156T

US Regulatory Approval	July 2007
Registered US Implants	27,671
Estimated Active US Implants	9,115
Insulation	Polyurethane/Silicone
Type and/or Fixation	S-Curve
Polarity	Bipolar
Steroid	Yes
Number of US Advisories (see pg. 324)	One

	ACUTE OBSERVATIONS (POST IMPLANT, ≤30 DAYS)		CHRONIC COMPLICATIONS (>30 DAYS)	
	QTY	RATE	QTY	RATE
Cardiac Perforation	0	0.00%	1	<0.01%
Conductor Fracture	0	0.00%	7	0.03%
Lead Dislodgement	11	0.04%	146	0.53%
Failure to Capture	5	0.02%	233	0.84%
Oversensing	0	0.00%	20	0.07%
Failure to Sense	0	0.00%	0	0.00%
Insulation Breach	0	0.00%	50	0.18%
Abnormal Pacing Impedance	1	<0.01%	68	0.25%
Extracardiac Stimulation	14	0.05%	93	0.34%
Other	9	0.03%	9	0.03%
<b>Total</b>	<b>40</b>	<b>0.14%</b>	<b>627</b>	<b>2.27%</b>
<b>Total Returned for Analysis</b>	<b>14</b>		<b>171</b>	

MALFUNCTIONS	QTY	RATE
Conductor Fracture	7	0.03%
Clavicular Crush	0	0.00%
In the Pocket	0	0.00%
Intravascular	7	0.03%
Insulation Breach	92	0.33%
Lead-to-Can Contact	0	0.00%
Lead-to-Lead Contact	4	0.01%
Clavicular Crush	0	0.00%
Externalized Conductors	14	0.05%
Other	74	0.27%
Crimps, Welds & Bonds	0	0.00%
Other	0	0.00%
Extrinsic Factors	133	0.48%
<b>Total</b>	<b>232</b>	<b>0.84%</b>



YEAR	2	4	6	8	10	12	AT 155 MONTHS
SURVIVAL PROBABILITY	99.44%	98.73%	97.63%	96.95%	96.49%	95.89%	95.89%
± 1 STANDARD ERROR	0.05%	0.08%	0.12%	0.14%	0.15%	0.19%	0.19%
SAMPLE SIZE	21,420	16,800	13,580	11,380	9,020	3,360	200



## Left-Heart Leads

### ACTIVELY MONITORED STUDY DATA

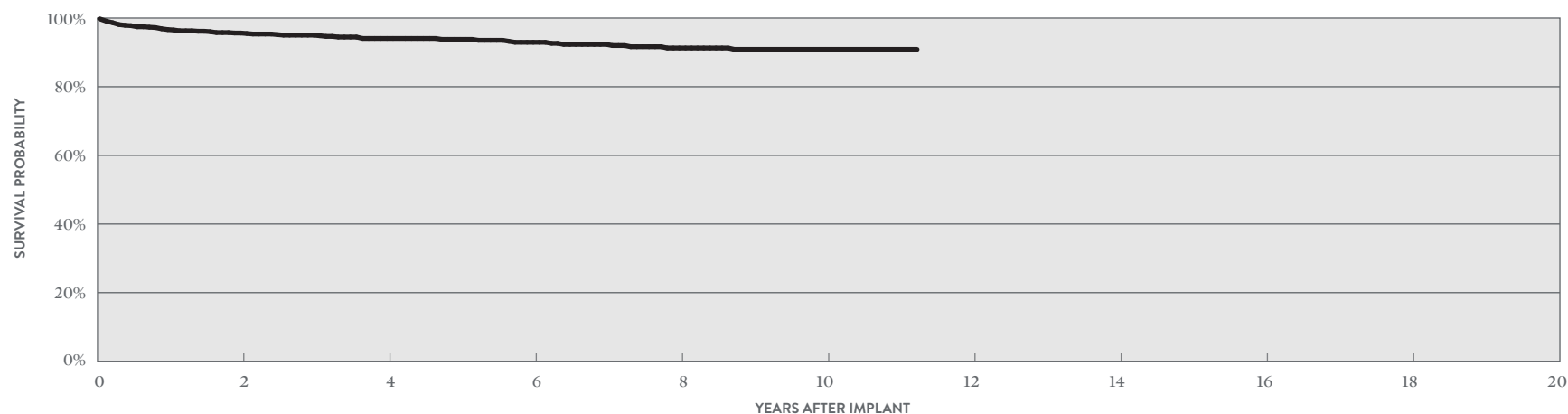
## QuickFlex™

### MODEL 1156T

US Regulatory Approval	July 2007
Number of Devices Enrolled in Study	987
Active Devices Enrolled in Study	195
Cumulative Months of Follow-up	54,526
Insulation	Polyurethane/Silicone
Type and/or Fixation	S-Curve
Polarity	Bipolar
Steroid	Yes

QUALIFYING COMPLICATIONS	QTY	RATE
Abnormal Pacing Impedance	1	0.10%
Extracardiac Stimulation	18	1.82%
Failure to Capture	10	1.01%
Insulation Breach	1	0.10%
Lead Dislodgement	28	2.84%

MALFUNCTIONS	QTY	RATE
Conductor Fracture	0	0.00%
Clavicular Crush	0	0.00%
In the Pocket	0	0.00%
Intravascular	0	0.00%
Insulation Breach	3	0.30%
Lead-to-Can Contact	0	0.00%
Lead-to-Lead Contact	0	0.00%
Clavicular Crush	0	0.00%
Externalized Conductors	0	0.00%
Other	3	0.30%
Crimps, Welds & Bonds	0	0.00%
Other	0	0.00%
Extrinsic Factors	20	2.03%
<b>Total</b>	<b>23</b>	<b>2.33%</b>



YEAR	2	4	6	8	10	AT 135 MONTHS
SURVIVAL PROBABILITY	95.64%	94.06%	92.94%	91.28%	90.88%	90.88%
± 1 STANDARD ERROR	0.69%	0.86%	1.01%	1.24%	1.30%	1.30%
SAMPLE SIZE	750	470	330	260	200	50

## Left-Heart Leads

### CUSTOMER REPORTED PERFORMANCE DATA

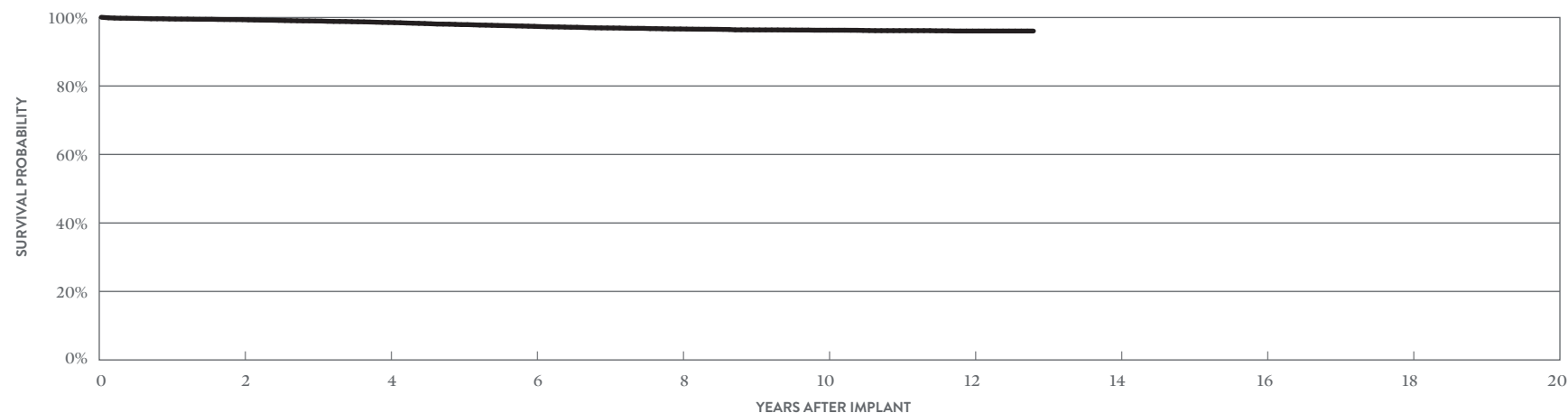
## QuickFlex™ XL

### MODEL 1158T

US Regulatory Approval	July 2007
Registered US Implants	15,341
Estimated Active US Implants	5,191
Insulation	Polyurethane/Silicone
Type and/or Fixation	S-Curve
Polarity	Bipolar
Steroid	Yes
Number of US Advisories (see pg. 324)	One

	ACUTE OBSERVATIONS (POST IMPLANT, ≤30 DAYS)		CHRONIC COMPLICATIONS (>30 DAYS)	
	QTY	RATE	QTY	RATE
Cardiac Perforation	0	0.00%	1	<0.01%
Conductor Fracture	0	0.00%	5	0.03%
Lead Dislodgement	9	0.06%	101	0.66%
Failure to Capture	2	0.01%	148	0.96%
Oversensing	0	0.00%	3	0.02%
Failure to Sense	0	0.00%	1	<0.01%
Insulation Breach	0	0.00%	35	0.23%
Abnormal Pacing Impedance	2	0.01%	27	0.18%
Extracardiac Stimulation	6	0.04%	35	0.23%
Other	6	0.04%	9	0.06%
<b>Total</b>	<b>25</b>	<b>0.16%</b>	<b>365</b>	<b>2.38%</b>
<b>Total Returned for Analysis</b>	<b>13</b>		<b>124</b>	

MALFUNCTIONS	QTY	RATE
Conductor Fracture	5	0.03%
Clavicular Crush	0	0.00%
In the Pocket	1	<0.01%
Intravascular	4	0.03%
Insulation Breach	59	0.38%
Lead-to-Can Contact	0	0.00%
Lead-to-Lead Contact	2	0.01%
Clavicular Crush	0	0.00%
Externalized Conductors	8	0.05%
Other	49	0.32%
Crimps, Welds & Bonds	1	<0.01%
Other	0	0.00%
Extrinsic Factors	90	0.59%
<b>Total</b>	<b>155</b>	<b>1.01%</b>



YEAR	2	4	6	8	10	12	AT 154 MONTHS
SURVIVAL PROBABILITY	99.36%	98.55%	97.40%	96.68%	96.31%	95.98%	95.98%
± 1 STANDARD ERROR	0.07%	0.11%	0.16%	0.19%	0.20%	0.23%	0.23%
SAMPLE SIZE	11,940	9,480	7,680	6,490	5,000	1,870	210

## Left-Heart Leads

### ACTIVELY MONITORED STUDY DATA

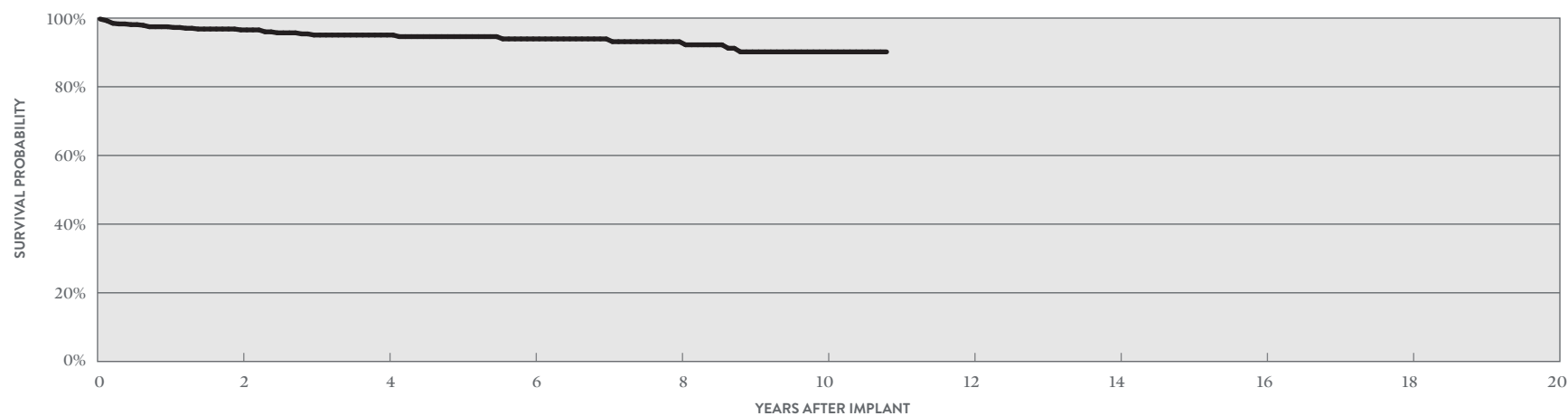
## QuickFlex™ XL

### MODEL 1158T

US Regulatory Approval	July 2007
Number of Devices Enrolled in Study	553
Active Devices Enrolled in Study	74
Cumulative Months of Follow-up	27,306
Insulation	Polyurethane/Silicone
Type and/or Fixation	S-Curve
Polarity	Bipolar
Steroid	Yes

QUALIFYING COMPLICATIONS	QTY	RATE
Extracardiac Stimulation	9	1.63%
Failure to Capture	10	1.81%
Insulation Breach	1	0.18%
Lead Dislodgement	7	1.27%
Skin Erosion	1	0.18%

MALFUNCTIONS	QTY	RATE
Conductor Fracture	0	0.00%
Clavicular Crush	0	0.00%
In the Pocket	0	0.00%
Intravascular	0	0.00%
Insulation Breach	1	0.18%
Lead-to-Can Contact	0	0.00%
Lead-to-Lead Contact	0	0.00%
Clavicular Crush	0	0.00%
Externalized Conductors	1	0.18%
Other	0	0.00%
Crimps, Welds & Bonds	0	0.00%
Other	0	0.00%
Extrinsic Factors	7	1.27%
<b>Total</b>	<b>8</b>	<b>1.45%</b>



YEAR	2	4	6	8	10	AT 130 MONTHS
SURVIVAL PROBABILITY	96.55%	95.06%	93.93%	93.13%	90.16%	90.16%
± 1 STANDARD ERROR	0.79%	1.05%	1.31%	1.53%	2.24%	2.24%
SAMPLE SIZE	410	250	150	110	80	50

## Left-Heart Leads

### CUSTOMER REPORTED PERFORMANCE DATA

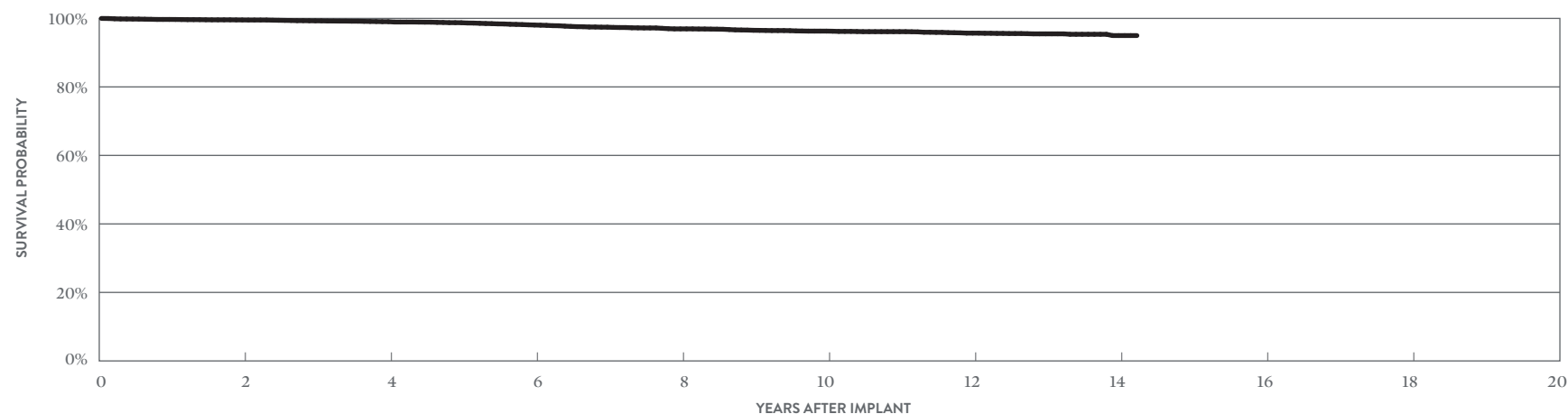
## QuickSite™ XL

### MODEL 1058T

US Regulatory Approval	February 2006
Registered US Implants	9,954
Estimated Active US Implants	2,691
Insulation	Polyurethane/Silicone
Type and/or Fixation	S-Curve
Polarity	Bipolar
Steroid	Yes
Number of US Advisories (see pg. 324)	One

	ACUTE OBSERVATIONS (POST IMPLANT, ≤30 DAYS)		CHRONIC COMPLICATIONS (>30 DAYS)	
	QTY	RATE	QTY	RATE
Cardiac Perforation	0	0.00%	0	0.00%
Conductor Fracture	0	0.00%	8	0.08%
Lead Dislodgement	10	0.10%	34	0.34%
Failure to Capture	3	0.03%	95	0.95%
Oversensing	1	0.01%	4	0.04%
Failure to Sense	0	0.00%	2	0.02%
Insulation Breach	0	0.00%	32	0.32%
Abnormal Pacing Impedance	2	0.02%	21	0.21%
Extracardiac Stimulation	9	0.09%	25	0.25%
Other	1	0.01%	3	0.03%
<b>Total</b>	<b>26</b>	<b>0.26%</b>	<b>224</b>	<b>2.25%</b>
<b>Total Returned for Analysis</b>	<b>11</b>		<b>38</b>	

MALFUNCTIONS	QTY	RATE
Conductor Fracture	2	0.02%
Clavicular Crush	0	0.00%
In the Pocket	0	0.00%
Intravascular	2	0.02%
Insulation Breach	26	0.26%
Lead-to-Can Contact	0	0.00%
Lead-to-Lead Contact	1	0.01%
Clavicular Crush	0	0.00%
Externalized Conductors	6	0.06%
Other	19	0.19%
Crimps, Welds & Bonds	0	0.00%
Other	1	0.01%
Extrinsic Factors	30	0.30%
<b>Total</b>	<b>59</b>	<b>0.59%</b>



YEAR	2	4	6	8	10	12	14	AT 171 MONTHS
SURVIVAL PROBABILITY	99.61%	99.16%	98.14%	96.97%	96.17%	95.68%	95.04%	95.04%
± 1 STANDARD ERROR	0.07%	0.11%	0.18%	0.25%	0.29%	0.32%	0.42%	0.42%
SAMPLE SIZE	7,700	5,780	4,490	3,680	3,180	2,680	1,130	220

## Left-Heart Leads

### ACTIVELY MONITORED STUDY DATA

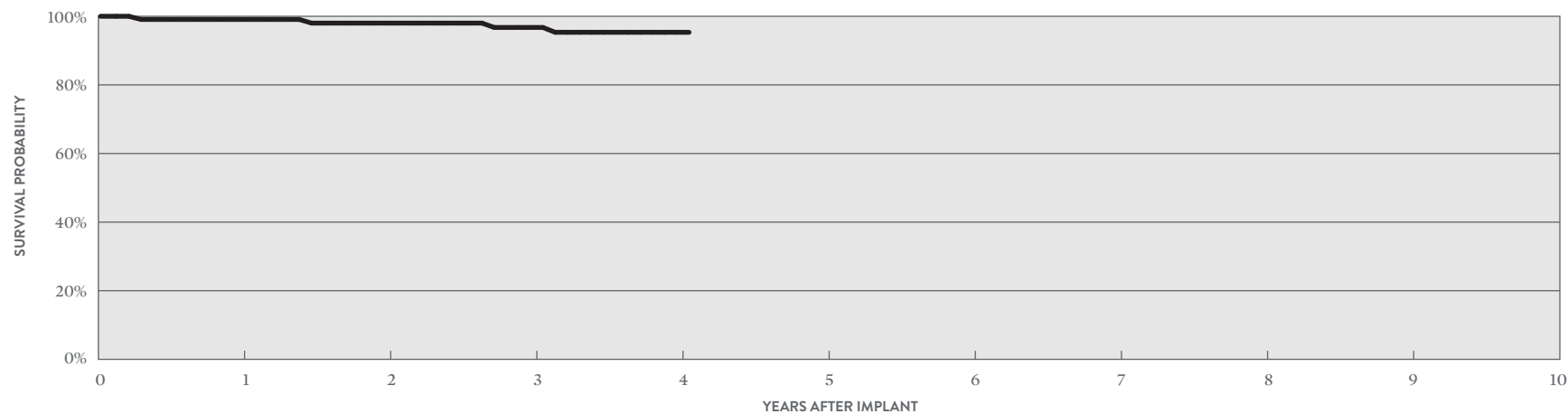
## QuickSite™ XL

### MODEL 1058T

US Regulatory Approval	February 2006
Number of Devices Enrolled in Study	111
Active Devices Enrolled in Study	10
Cumulative Months of Follow-up	5,816
Insulation	Polyurethane/Silicone
Type and/or Fixation	S-Curve
Polarity	Bipolar
Steroid	Yes

QUALIFYING COMPLICATIONS	QTY	RATE
Failure to Capture	4	3.60%

MALFUNCTIONS	QTY	RATE
Conductor Fracture	0	0.00%
Clavicular Crush	0	0.00%
In the Pocket	0	0.00%
Intravascular	0	0.00%
Insulation Breach	0	0.00%
Lead-to-Can Contact	0	0.00%
Lead-to-Lead Contact	0	0.00%
Clavicular Crush	0	0.00%
Externalized Conductors	0	0.00%
Other	0	0.00%
Crimps, Welds & Bonds	0	0.00%
Other	0	0.00%
Extrinsic Factors	0	0.00%
<b>Total</b>	<b>0</b>	<b>0.00%</b>



YEAR	1	2	3	4	AT 49 MONTHS
SURVIVAL PROBABILITY	99.07%	98.01%	96.74%	95.33%	95.33%
± 1 STANDARD ERROR	0.92%	1.39%	1.87%	2.31%	2.31%
SAMPLE SIZE	100	90	80	60	50

## Left-Heart Leads

### CUSTOMER REPORTED PERFORMANCE DATA

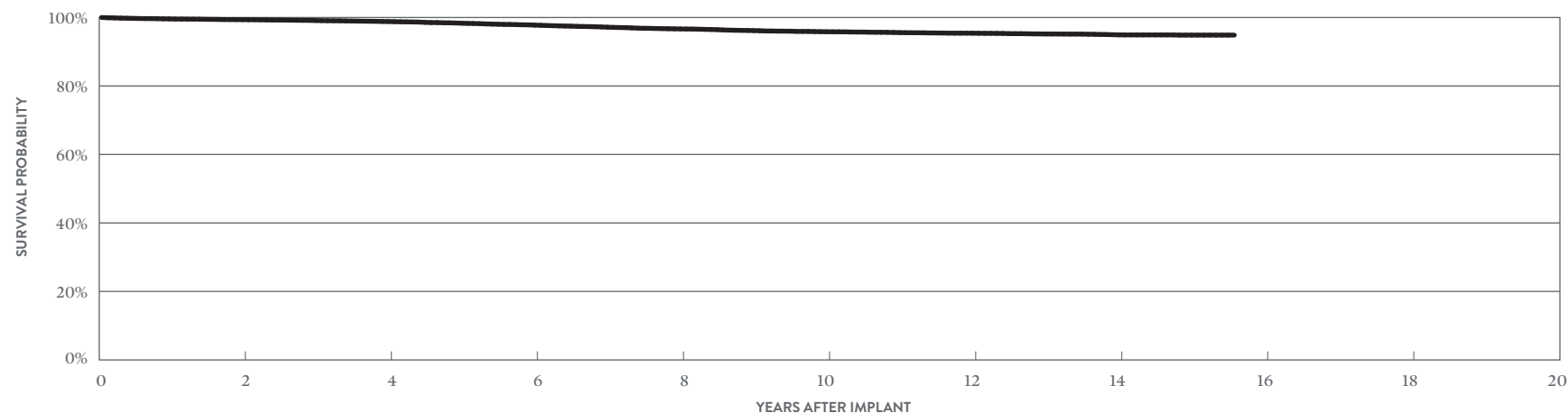
## QuickSite™

### MODEL 1056T

US Regulatory Approval	April 2005
Registered US Implants	32,340
Estimated Active US Implants	7,963
Insulation	Polyurethane/Silicone
Type and/or Fixation	S-Curve
Polarity	Bipolar
Steroid	Yes
Number of US Advisories (see pg. 324)	One

	ACUTE OBSERVATIONS (POST IMPLANT, ≤30 DAYS)		CHRONIC COMPLICATIONS (>30 DAYS)	
	QTY	RATE	QTY	RATE
Cardiac Perforation	0	0.00%	0	0.00%
Conductor Fracture	0	0.00%	12	0.04%
Lead Dislodgement	32	0.10%	174	0.54%
Failure to Capture	15	0.05%	288	0.89%
Oversensing	2	<0.01%	25	0.08%
Failure to Sense	0	0.00%	2	<0.01%
Insulation Breach	1	<0.01%	110	0.34%
Abnormal Pacing Impedance	3	<0.01%	65	0.20%
Extracardiac Stimulation	22	0.07%	107	0.33%
Other	9	0.03%	29	0.09%
<b>Total</b>	<b>84</b>	<b>0.26%</b>	<b>812</b>	<b>2.51%</b>
<b>Total Returned for Analysis</b>	<b>28</b>		<b>209</b>	

MALFUNCTIONS	QTY	RATE
Conductor Fracture	6	0.02%
Clavicular Crush	0	0.00%
In the Pocket	2	<0.01%
Intravascular	4	0.01%
Insulation Breach	91	0.28%
Lead-to-Can Contact	1	<0.01%
Lead-to-Lead Contact	11	0.03%
Clavicular Crush	0	0.00%
Externalized Conductors	31	0.10%
Other	48	0.15%
Crimps, Welds & Bonds	0	0.00%
Other	1	<0.01%
Extrinsic Factors	161	0.50%
<b>Total</b>	<b>259</b>	<b>0.80%</b>



YEAR	2	4	6	8	10	12	14	AT 187 MONTHS
SURVIVAL PROBABILITY	99.38%	98.83%	97.81%	96.67%	95.88%	95.41%	94.86%	94.80%
± 1 STANDARD ERROR	0.05%	0.07%	0.10%	0.14%	0.16%	0.18%	0.20%	0.21%
SAMPLE SIZE	25,150	18,930	14,290	11,460	9,680	8,190	5,200	310

## Left-Heart Leads

### ACTIVELY MONITORED STUDY DATA

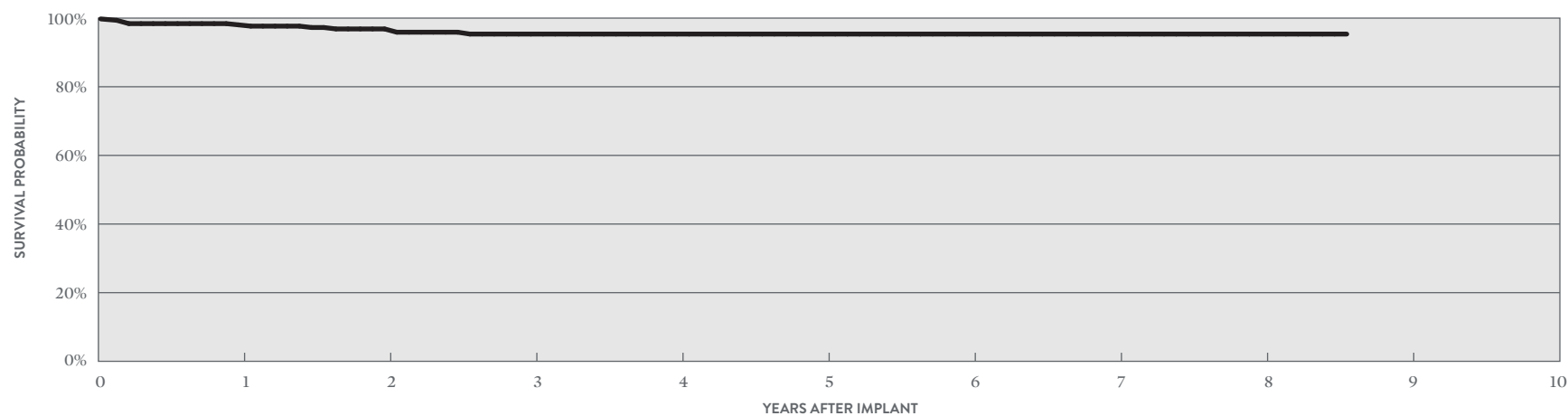
## QuickSite™

### MODEL 1056T

US Regulatory Approval	April 2005
Number of Devices Enrolled in Study	319
Active Devices Enrolled in Study	35
Cumulative Months of Follow-up	15,551
Insulation	Polyurethane/Silicone
Type and/or Fixation	S-Curve
Polarity	Bipolar
Steroid	Yes

QUALIFYING COMPLICATIONS	QTY	RATE
Abnormal Pacing Impedance	1	0.31%
Extracardiac Stimulation	2	0.63%
Failure to Capture	4	1.25%
Lead Dislodgement	5	1.57%

MALFUNCTIONS	QTY	RATE
Conductor Fracture	0	0.00%
Clavicular Crush	0	0.00%
In the Pocket	0	0.00%
Intravascular	0	0.00%
Insulation Breach	1	0.31%
Lead-to-Can Contact	0	0.00%
Lead-to-Lead Contact	0	0.00%
Clavicular Crush	0	0.00%
Externalized Conductors	0	0.00%
Other	1	0.31%
Crimps, Welds & Bonds	0	0.00%
Other	0	0.00%
Extrinsic Factors	4	1.25%
<b>Total</b>	<b>5</b>	<b>1.57%</b>



YEAR	1	2	3	4	5	6	7	8	AT 103 MONTHS
SURVIVAL PROBABILITY	98.03%	96.84%	95.35%	95.35%	95.35%	95.35%	95.35%	95.35%	95.35%
± 1 STANDARD ERROR	0.71%	1.04%	1.34%	1.34%	1.34%	1.34%	1.34%	1.34%	1.34%
SAMPLE SIZE	290	240	180	140	110	90	70	60	50

## Left-Heart Leads

### CUSTOMER REPORTED PERFORMANCE DATA

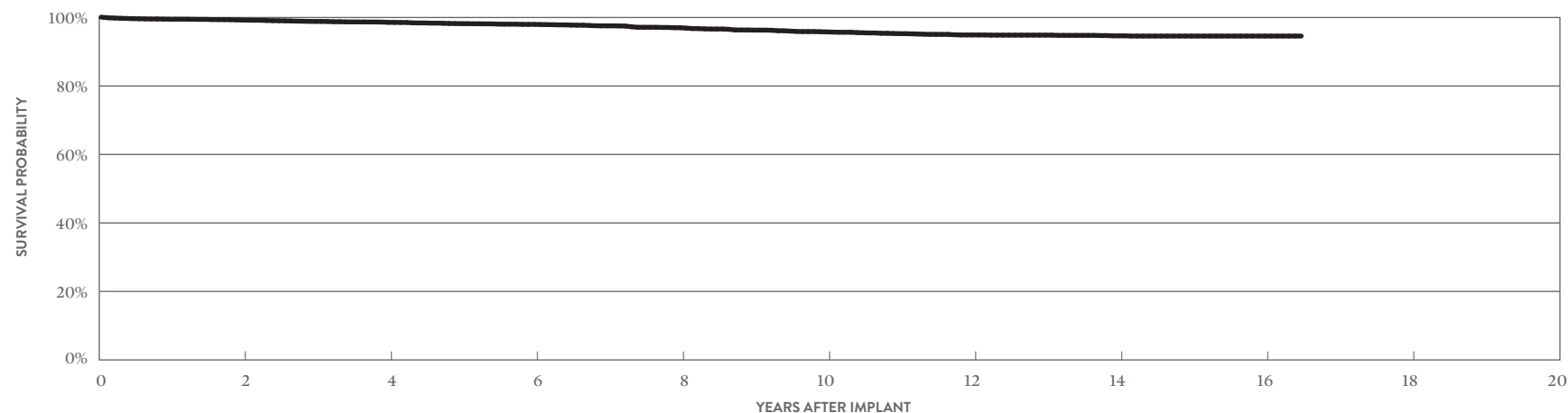
## QuickSite™

### MODEL 1056K

US Regulatory Approval	June 2004
Registered US Implants	7,874
Estimated Active US Implants	1,607
Insulation	Polyurethane/Silicone
Type and/or Fixation	S-Curve
Polarity	Unipolar
Steroid	Yes
Number of US Advisories	None

	ACUTE OBSERVATIONS (POST IMPLANT, ≤30 DAYS)		CHRONIC COMPLICATIONS (>30 DAYS)	
	QTY	RATE	QTY	RATE
Cardiac Perforation	0	0.00%	0	0.00%
Conductor Fracture	0	0.00%	7	0.09%
Lead Dislodgement	10	0.13%	36	0.46%
Failure to Capture	3	0.04%	73	0.93%
Oversensing	0	0.00%	2	0.03%
Failure to Sense	0	0.00%	0	0.00%
Insulation Breach	0	0.00%	6	0.08%
Abnormal Pacing Impedance	0	0.00%	8	0.10%
Extracardiac Stimulation	10	0.13%	32	0.41%
Other	2	0.03%	11	0.14%
<b>Total</b>	<b>25</b>	<b>0.32%</b>	<b>175</b>	<b>2.22%</b>
<b>Total Returned for Analysis</b>	<b>13</b>		<b>51</b>	

MALFUNCTIONS	QTY	RATE
Conductor Fracture	3	0.04%
Clavicular Crush	0	0.00%
In the Pocket	0	0.00%
Intravascular	3	0.04%
Insulation Breach	3	0.04%
Lead-to-Can Contact	2	0.03%
Lead-to-Lead Contact	1	0.01%
Clavicular Crush	0	0.00%
Externalized Conductors	0	0.00%
Other	0	0.00%
Crimps, Welds & Bonds	0	0.00%
Other	0	0.00%
Extrinsic Factors	53	0.67%
<b>Total</b>	<b>59</b>	<b>0.75%</b>



YEAR	2	4	6	8	10	12	14	16	AT 198 MONTHS
SURVIVAL PROBABILITY	99.28%	98.58%	97.98%	97.00%	95.79%	95.01%	94.76%	94.69%	94.69%
± 1 STANDARD ERROR	0.10%	0.15%	0.20%	0.28%	0.36%	0.41%	0.43%	0.43%	0.43%
SAMPLE SIZE	6,110	4,510	3,250	2,460	2,020	1,750	1,470	950	220





## Left-Heart Leads

### Survival Probability Summary

MODELS	FAMILY	1 YEAR	2 YEAR	3 YEAR	4 YEAR	5 YEAR	6 YEAR	7 YEAR	8 YEAR	9 YEAR	10 YEAR
1458QL	Quartet™	99.43%	99.21%	99.05%	98.92%						
1457Q	QuickFlex™ μ	98.21%	97.65%	97.15%	97.02%						
1456Q	QuickFlex™ μ	99.05%	98.68%	98.55%	98.27%						
1458Q	Quartet™	99.31%	99.05%	98.87%	98.70%	98.52%	98.37%	98.14%	97.95%	97.66%	
1258T	QuickFlex™ μ	99.55%	99.34%	99.16%	98.98%	98.82%	98.61%	98.33%	98.15%	98.01%	97.77%
1156T	QuickFlex™	99.63%	99.44%	99.12%	98.73%	98.24%	97.63%	97.23%	96.95%	96.72%	96.49%
1158T	QuickFlex™ XL	99.56%	99.36%	98.97%	98.55%	97.90%	97.40%	96.93%	96.68%	96.39%	96.31%
1058T	QuickSite™ XL	99.71%	99.61%	99.40%	99.16%	98.85%	98.14%	97.52%	96.97%	96.50%	96.17%
1056T	QuickSite™	99.60%	99.38%	99.14%	98.83%	98.39%	97.81%	97.20%	96.67%	96.21%	95.88%
1056K	QuickSite™	99.50%	99.28%	98.85%	98.58%	98.19%	97.98%	97.56%	97.00%	96.27%	95.79%

## Left-Heart Leads

### Acute Observation Summary

POST IMPLANT ≤30 DAYS

MODELS	US REGULATORY APPROVAL	REGISTERED US IMPLANTS	ESTIMATED ACTIVE US IMPLANTS	CARDIAC PERFORATION		CONDUCTOR FRACTURE		LEAD DISLODGE		FAILURE TO CAPTURE		OVERSENSING		FAILURE TO SENSE		INSULATION BREACH		ABNORMAL PACING IMPEDANCE		EXTRACARDIAC STIMULATION		OTHER		TOTAL		TOTAL RETURNED FOR ANALYSIS
				QTY	RATE	QTY	RATE	QTY	RATE	QTY	RATE	QTY	RATE	QTY	RATE	QTY	RATE	QTY	RATE	QTY	RATE	QTY	RATE	QTY	RATE	
1458QL	Oct-15	13,437	10,397	1	<0.01%	0	0.00%	25	0.19%	16	0.12%	0	0.00%	0	0.00%	2	0.01%	5	0.04%	25	0.19%	4	0.03%	78	0.58%	16
1457Q	Oct-15	6,835	5,190	0	0.00%	1	0.01%	36	0.53%	8	0.12%	1	0.01%	0	0.00%	0	0.00%	0	0.00%	15	0.22%	6	0.09%	67	0.98%	16
1456Q	Oct-15	10,097	7,735	2	0.02%	2	0.02%	29	0.29%	12	0.12%	1	<0.01%	0	0.00%	1	<0.01%	4	0.04%	12	0.12%	6	0.06%	69	0.68%	18
1458Q	Nov-11	162,690	97,837	6	<0.01%	0	0.00%	271	0.17%	120	0.07%	4	<0.01%	0	0.00%	1	<0.01%	6	<0.01%	115	0.07%	120	0.07%	643	0.40%	233
1258T	May-10	48,149	22,123	0	0.00%	0	0.00%	49	0.10%	20	0.04%	0	0.00%	1	<0.01%	0	0.00%	5	0.01%	21	0.04%	16	0.03%	112	0.23%	61
1156T	Jul-07	27,671	9,115	0	0.00%	0	0.00%	11	0.04%	5	0.02%	0	0.00%	0	0.00%	0	0.00%	1	<0.01%	14	0.05%	9	0.03%	40	0.14%	14
1158T	Jul-07	15,341	5,191	0	0.00%	0	0.00%	9	0.06%	2	0.01%	0	0.00%	0	0.00%	0	0.00%	2	0.01%	6	0.04%	6	0.04%	25	0.16%	13
1058T	Feb-06	9,954	2,691	0	0.00%	0	0.00%	10	0.10%	3	0.03%	1	0.01%	0	0.00%	0	0.00%	2	0.02%	9	0.09%	1	0.01%	26	0.26%	11
1056T	Apr-05	32,340	7,963	0	0.00%	0	0.00%	32	0.10%	15	0.05%	2	<0.01%	0	0.00%	1	<0.01%	3	<0.01%	22	0.07%	9	0.03%	84	0.26%	28
1056K	Jun-04	7,874	1,607	0	0.00%	0	0.00%	10	0.13%	3	0.04%	0	0.00%	0	0.00%	0	0.00%	0	0.00%	10	0.13%	2	0.03%	25	0.32%	13

### Chronic Complication Summary

>30 DAYS

MODELS	US REGULATORY APPROVAL	REGISTERED US IMPLANTS	ESTIMATED ACTIVE US IMPLANTS	CARDIAC PERFORATION		CONDUCTOR FRACTURE		LEAD DISLODGE		FAILURE TO CAPTURE		OVERSENSING		FAILURE TO SENSE		INSULATION BREACH		ABNORMAL PACING IMPEDANCE		EXTRACARDIAC STIMULATION		OTHER		TOTAL		TOTAL RETURNED FOR ANALYSIS
				QTY	RATE	QTY	RATE	QTY	RATE	QTY	RATE	QTY	RATE	QTY	RATE	QTY	RATE	QTY	RATE	QTY	RATE	QTY	RATE	QTY	RATE	
1458QL	Oct-15	13,437	10,397	0	0.00%	0	0.00%	78	0.58%	24	0.18%	0	0.00%	0	0.00%	0	0.00%	9	0.07%	28	0.21%	4	0.03%	143	1.06%	45
1457Q	Oct-15	6,835	5,190	0	0.00%	0	0.00%	96	1.40%	28	0.41%	1	0.01%	0	0.00%	2	0.03%	0	0.00%	10	0.15%	5	0.07%	142	2.08%	56
1456Q	Oct-15	10,097	7,735	1	<0.01%	0	0.00%	90	0.89%	27	0.27%	0	0.00%	0	0.00%	0	0.00%	1	<0.01%	15	0.15%	2	0.02%	136	1.35%	63
1458Q	Nov-11	162,690	97,837	5	<0.01%	36	0.02%	1180	0.73%	572	0.35%	22	0.01%	1	<0.01%	13	<0.01%	111	0.07%	214	0.13%	59	0.04%	2213	1.36%	821
1258T	May-10	48,149	22,123	1	<0.01%	42	0.09%	231	0.48%	240	0.50%	26	0.05%	3	<0.01%	15	0.03%	74	0.15%	79	0.16%	16	0.03%	727	1.51%	224
1156T	Jul-07	27,671	9,115	1	<0.01%	7	0.03%	146	0.53%	233	0.84%	20	0.07%	0	0.00%	50	0.18%	68	0.25%	93	0.34%	9	0.03%	627	2.27%	171
1158T	Jul-07	15,341	5,191	1	<0.01%	5	0.03%	101	0.66%	148	0.96%	3	0.02%	1	<0.01%	35	0.23%	27	0.18%	35	0.23%	9	0.06%	365	2.38%	124
1058T	Feb-06	9,954	2,691	0	0.00%	8	0.08%	34	0.34%	95	0.95%	4	0.04%	2	0.02%	32	0.32%	21	0.21%	25	0.25%	3	0.03%	224	2.25%	38
1056T	Apr-05	32,340	7,963	0	0.00%	12	0.04%	174	0.54%	288	0.89%	25	0.08%	2	<0.01%	110	0.34%	65	0.20%	107	0.33%	29	0.09%	812	2.51%	209
1056K	Jun-04	7,874	1,607	0	0.00%	7	0.09%	36	0.46%	73	0.93%	2	0.03%	0	0.00%	6	0.08%	8	0.10%	32	0.41%	11	0.14%	175	2.22%	51

Definitions of observations and complications can be found on [page 7](#).

## Left-Heart Leads

### US Malfunction Summary

MODELS	REGISTERED US IMPLANTS	PERCENT RETURNED FOR ANALYSIS	CONDUCTOR FRACTURE		INSULATION BREACH		CRIMPS, WELDS & BONDS		OTHER		EXTRINSIC FACTORS		TOTAL	
			QTY	RATE	QTY	RATE	QTY	RATE	QTY	RATE	QTY	RATE	QTY	RATE
1458QL	13,437	5.00%	0	0.00%	0	0.00%	0	0.00%	0	0.00%	42	0.31%	42	0.31%
1457Q	6,835	6.60%	0	0.00%	0	0.00%	0	0.00%	0	0.00%	62	0.91%	62	0.91%
1456Q	10,097	8.60%	0	0.00%	1	<0.01%	0	0.00%	3	0.03%	63	0.62%	67	0.66%
1458Q	162,690	7.00%	10	<0.01%	6	<0.01%	0	0.00%	15	<0.01%	784	0.48%	815	0.50%
1258T	48,149	12.20%	9	0.02%	5	0.01%	0	0.00%	1	<0.01%	235	0.49%	250	0.52%
1156T	27,671	9.70%	7	0.03%	92	0.33%	0	0.00%	0	0.00%	133	0.48%	232	0.84%
1158T	15,341	10.80%	5	0.03%	59	0.38%	1	<0.01%	0	0.00%	90	0.59%	155	1.01%
1058T	9,954	10.40%	2	0.02%	26	0.26%	0	0.00%	1	0.01%	30	0.30%	59	0.59%
1056T	32,340	10.00%	6	0.02%	91	0.28%	0	0.00%	1	<0.01%	161	0.50%	259	0.80%
1056K	7,874	15.70%	3	0.04%	3	0.04%	0	0.00%	0	0.00%	53	0.67%	59	0.75%

Definitions of malfunction categories can be found on [pages 8-9](#).

## Left-Heart Leads

### Worldwide Malfunction Summary

MODELS	WORLDWIDE SALES	PERCENT RETURNED FOR ANALYSIS	CONDUCTOR FRACTURE		INSULATION BREACH		CRIMPS, WELDS & BONDS		OTHER		EXTRINSIC FACTORS		TOTAL	
			QTY	RATE	QTY	RATE	QTY	RATE	QTY	RATE	QTY	RATE	QTY	RATE
1458QL	28,168	2.38%	0	0.00%	0	0.00%	0	0.00%	1	<0.01%	53	0.19%	<b>54</b>	<b>0.19%</b>
1457Q	19,542	2.31%	0	0.00%	0	0.00%	0	0.00%	0	0.00%	78	0.40%	<b>78</b>	<b>0.40%</b>
1456Q	28,309	3.06%	0	0.00%	1	<0.01%	0	0.00%	3	0.01%	84	0.30%	<b>88</b>	<b>0.31%</b>
1458Q	352,816	3.53%	30	0.01%	12	<0.01%	0	0.00%	29	0.01%	1156	0.33%	<b>1227</b>	<b>0.35%</b>
1258T	181,446	3.91%	51	0.03%	11	0.01%	0	0.00%	5	<0.01%	422	0.23%	<b>489</b>	<b>0.27%</b>

Definitions of malfunction categories can be found on [pages 8-9](#).

## Left-Heart Leads

### Actively Monitored Study Data Summary

#### QUALIFYING COMPLICATIONS

MODELS	NUMBER OF DEVICES ENROLLED	ACTIVE DEVICES ENROLLED	CUMULATIVE MONTHS OF FOLLOW-UP	ABNORMAL PACING IMPEDANCE		CARDIAC PERFORATION		CONDUCTOR FRACTURE		EXTRACARDIAC STIMULATION		FAILURE TO CAPTURE		FAILURE TO SENSE		INSULATION BREACH		LEAD DISLODGE MENT		OVERSENSING		PERICARDIAL EFFUSION		SKIN EROSION		TOTAL			
				QTY	RATE	QTY	RATE	QTY	RATE	QTY	RATE	QTY	RATE	QTY	RATE	QTY	RATE	QTY	RATE	QTY	RATE	QTY	RATE	QTY	RATE	QTY	RATE	QTY	RATE
1458Q	2,158	892	111,724	1	0.05%	0	0.00%	0	0.00%	3	0.14%	9	0.42%	0	0.00%	1	0.05%	38	1.76%	1	0.05%	0	0.00%	0	0.00%	0	0.00%	53	2.46%
1258T	2,375	939	140,270	7	0.29%	0	0.00%	3	0.13%	56	2.36%	49	2.06%	0	0.00%	1	0.04%	52	2.19%	0	0.00%	0	0.00%	0	0.00%	0	0.00%	168	7.07%
1156T	987	195	54,526	1	0.10%	0	0.00%	0	0.00%	18	1.82%	10	1.01%	0	0.00%	1	0.10%	28	2.84%	0	0.00%	0	0.00%	0	0.00%	58	5.88%		
1158T	553	74	27,306	0	0.00%	0	0.00%	0	0.00%	9	1.63%	10	1.81%	0	0.00%	1	0.18%	7	1.27%	0	0.00%	0	0.00%	1	0.18%	28	5.06%		
1058T	111	10	5,816	0	0.00%	0	0.00%	0	0.00%	0	0.00%	4	3.60%	0	0.00%	0	0.00%	0	0.00%	0	0.00%	0	0.00%	0	0.00%	4	3.60%		
1056T	319	35	15,551	1	0.31%	0	0.00%	0	0.00%	2	0.63%	4	1.25%	0	0.00%	0	0.00%	5	1.57%	0	0.00%	0	0.00%	0	0.00%	12	3.76%		

#### MALFUNCTIONS

MODELS	NUMBER OF DEVICES ENROLLED	PERCENT RETURNED FOR ANALYSIS	CONDUCTOR FRACTURE		INSULATION BREACH		CRIMPS, WELDS & BONDS		OTHER		EXTRINSIC FACTORS		TOTAL	
			QTY	RATE	QTY	RATE	QTY	RATE	QTY	RATE	QTY	RATE	QTY	RATE
1458Q	2,158	6.10%	0	0.00%	0	0.00%	0	0.00%	0	0.00%	22	1.02%	22	1.02%
1258T	2,375	6.90%	1	0.04%	0	0.00%	0	0.00%	0	0.00%	41	1.73%	42	1.77%
1156T	987	9.30%	0	0.00%	3	0.30%	0	0.00%	0	0.00%	20	2.03%	23	2.33%
1158T	553	6.00%	0	0.00%	1	0.18%	0	0.00%	0	0.00%	7	1.27%	8	1.45%
1058T	111	6.30%	0	0.00%	0	0.00%	0	0.00%	0	0.00%	0	0.00%	0	0.00%
1056T	319	8.20%	0	0.00%	1	0.31%	0	0.00%	0	0.00%	4	1.25%	5	1.57%

A list of complications can be found on [page 12](#).

Definitions of malfunction categories can be found on [pages 8-9](#).

DUAL-CHAMBER  
Implantable Cardioverter  
Defibrillator (ICD) Devices

# Dual-Chamber Implantable Cardioverter Defibrillator (ICD) Devices

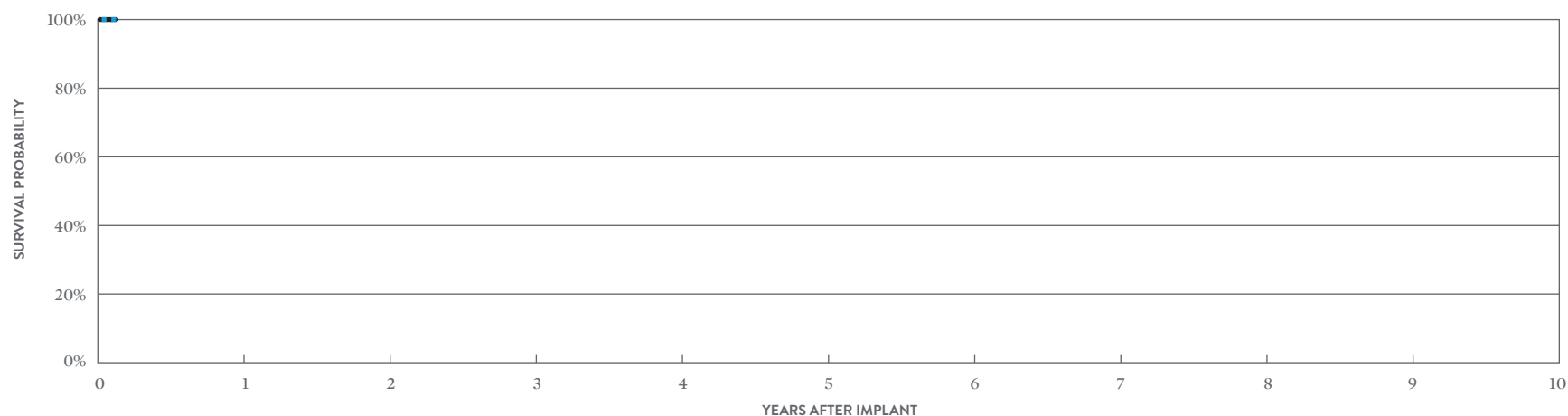
## CUSTOMER REPORTED PERFORMANCE DATA

### Gallant™ DR

#### MODEL CDDRA500Q\*

US Regulatory Approval	June 2020
Registered US Implants	585
Estimated Active US Implants	577
Estimated Longevity	(see table on page 125)
Normal Battery Depletion	0
Max. Delivered Energy	36 joules
Number of US Advisories	None

	MALFUNCTIONS W/ COMPROMISED THERAPY		MALFUNCTIONS W/O COMPROMISED THERAPY	
	QTY	RATE	QTY	RATE
Electrical Component	0	0.00%	0	0.00%
Electrical Interconnect	0	0.00%	0	0.00%
Battery	0	0.00%	0	0.00%
High Voltage Capacitor	0	0.00%	0	0.00%
Software/Firmware	0	0.00%	0	0.00%
Mechanical	0	0.00%	0	0.00%
Possible Early Battery Depletion	0	0.00%	0	0.00%
Other	0	0.00%	0	0.00%
<b>Total</b>	<b>0</b>	<b>0.00%</b>	<b>0</b>	<b>0.00%</b>



#### INCLUDING NORMAL BATTERY DEPLETION

YEAR	AT 2 MONTHS
SURVIVAL PROBABILITY	100.00%
± 1 STANDARD ERROR	0.00%
SAMPLE SIZE	290

#### EXCLUDING NORMAL BATTERY DEPLETION

YEAR	AT 2 MONTHS
SURVIVAL PROBABILITY	100.00%
± 1 STANDARD ERROR	0.00%

\*DF4-LLHH connector type.



# Dual-Chamber Implantable Cardioverter Defibrillator (ICD) Devices

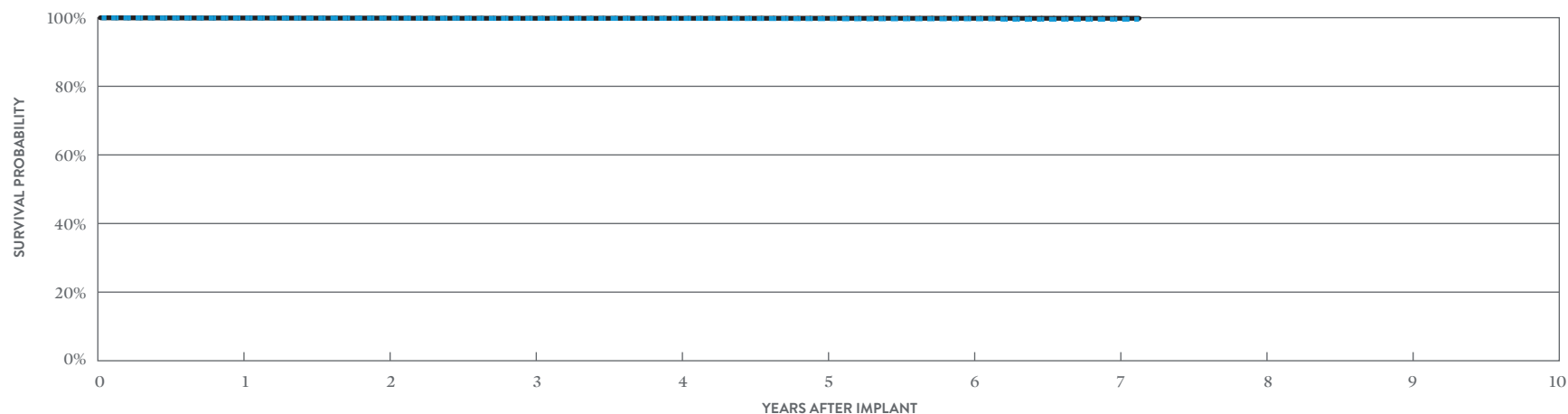
## CUSTOMER REPORTED PERFORMANCE DATA

### Ellipse™ DR

#### MODEL CD2411-36Q\*

US Regulatory Approval	June 2013
Registered US Implants	29,516
Estimated Active US Implants	19,971
Estimated Longevity	(see table on page 125)
Normal Battery Depletion	8
Max. Delivered Energy	36 joules
Number of US Advisories (see pgs. 310, 311, 313)	Three

	MALFUNCTIONS W/ COMPROMISED THERAPY		MALFUNCTIONS W/O COMPROMISED THERAPY	
	QTY	RATE	QTY	RATE
Electrical Component	1	<0.01%	3	0.01%
Electrical Interconnect	1	<0.01%	0	0.00%
Battery	0	0.00%	0	0.00%
High Voltage Capacitor	2	<0.01%	1	<0.01%
Software/Firmware	1	<0.01%	0	0.00%
Mechanical	1	<0.01%	3	0.01%
Possible Early Battery Depletion	0	0.00%	1	<0.01%
Other	2	<0.01%	2	<0.01%
<b>Total</b>	<b>8</b>	<b>0.03%</b>	<b>10</b>	<b>0.03%</b>



#### INCLUDING NORMAL BATTERY DEPLETION

YEAR	1	2	3	4	5	6	7	AT 86 MONTHS
SURVIVAL PROBABILITY	99.90%	99.87%	99.79%	99.77%	99.70%	99.66%	99.54%	99.54%
± 1 STANDARD ERROR	0.02%	0.02%	0.03%	0.03%	0.05%	0.06%	0.10%	0.10%
SAMPLE SIZE	25,750	19,330	14,350	9,940	6,390	3,570	1,260	220

#### EXCLUDING NORMAL BATTERY DEPLETION

YEAR	1	2	3	4	5	6	7	AT 86 MONTHS
SURVIVAL PROBABILITY	99.91%	99.88%	99.83%	99.83%	99.83%	99.83%	99.83%	99.83%
± 1 STANDARD ERROR	0.02%	0.02%	0.03%	0.03%	0.03%	0.03%	0.03%	0.03%

\*DF4-LLHH connector type.

# Dual-Chamber Implantable Cardioverter Defibrillator (ICD) Devices

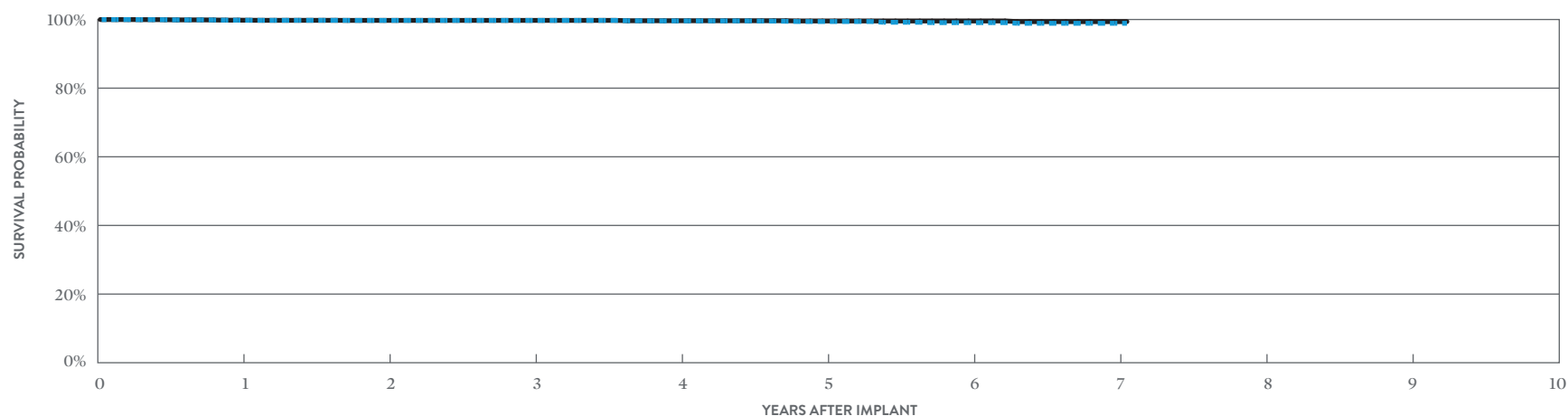
## CUSTOMER REPORTED PERFORMANCE DATA

### Ellipse™ DR

#### MODEL CD2411-36C\*

US Regulatory Approval	June 2013
Registered US Implants	10,407
Estimated Active US Implants	6,409
Estimated Longevity	(see table on page 125)
Normal Battery Depletion	6
Max. Delivered Energy	36 joules
Number of US Advisories (see pgs. 310, 311, 313)	Four

	MALFUNCTIONS W/ COMPROMISED THERAPY		MALFUNCTIONS W/O COMPROMISED THERAPY	
	QTY	RATE	QTY	RATE
Electrical Component	3	0.03%	2	0.02%
Electrical Interconnect	0	0.00%	0	0.00%
Battery	0	0.00%	0	0.00%
High Voltage Capacitor	7	0.07%	1	<0.01%
Software/Firmware	0	0.00%	0	0.00%
Mechanical	0	0.00%	1	<0.01%
Possible Early Battery Depletion	0	0.00%	0	0.00%
Other	0	0.00%	1	<0.01%
<b>Total</b>	<b>10</b>	<b>0.10%</b>	<b>5</b>	<b>0.05%</b>



#### INCLUDING NORMAL BATTERY DEPLETION

YEAR	1	2	3	4	5	6	7	AT 85 MONTHS
SURVIVAL PROBABILITY	99.81%	99.73%	99.73%	99.60%	99.41%	99.07%	98.88%	98.88%
± 1 STANDARD ERROR	0.05%	0.05%	0.05%	0.08%	0.11%	0.17%	0.22%	0.22%
SAMPLE SIZE	9,520	8,020	6,760	5,250	3,550	2,040	820	250

#### EXCLUDING NORMAL BATTERY DEPLETION

YEAR	1	2	3	4	5	6	7	AT 85 MONTHS
SURVIVAL PROBABILITY	99.81%	99.73%	99.73%	99.64%	99.57%	99.57%	99.38%	99.38%
± 1 STANDARD ERROR	0.05%	0.05%	0.05%	0.07%	0.08%	0.08%	0.16%	0.16%

\*Parylene coating.

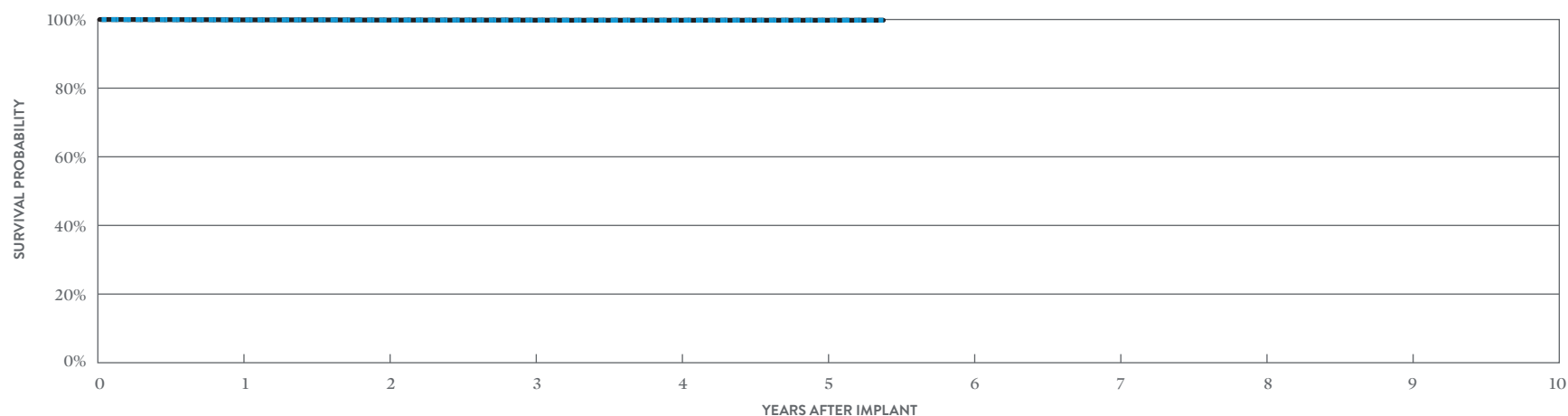
# Dual-Chamber Implantable Cardioverter Defibrillator (ICD) Devices

## CUSTOMER REPORTED PERFORMANCE DATA

### Fortify Assura™ DR

#### MODEL CD2357-40Q\* (NON-BATTERY ADVISORY POPULATION)

		MALFUNCTIONS W/ COMPROMISED THERAPY		MALFUNCTIONS W/O COMPROMISED THERAPY		
		QTY	RATE	QTY	RATE	
US Regulatory Approval	June 2013	Electrical Component	3	<0.01%	4	0.01%
Registered US Implants	36,065	Electrical Interconnect	0	0.00%	0	0.00%
Estimated Active US Implants	26,618	Battery	1	<0.01%	2	<0.01%
Estimated Longevity	(see table on page 125)	High Voltage Capacitor	3	<0.01%	1	<0.01%
Normal Battery Depletion	4	Software/Firmware	0	0.00%	0	0.00%
Max. Delivered Energy	40 joules	Mechanical	0	0.00%	2	<0.01%
Number of US Advisories (see pg. 311)	One	Possible Early Battery Depletion	0	0.00%	1	<0.01%
		Other	5	0.01%	0	0.00%
		<b>Total</b>	<b>12</b>	<b>0.03%</b>	<b>10</b>	<b>0.03%</b>



#### INCLUDING NORMAL BATTERY DEPLETION

YEAR	1	2	3	4	5	AT 65 MONTHS
SURVIVAL PROBABILITY	99.87%	99.81%	99.78%	99.76%	99.72%	99.72%
± 1 STANDARD ERROR	0.02%	0.03%	0.03%	0.03%	0.04%	0.04%
SAMPLE SIZE	30,780	21,560	14,560	8,780	3,710	340

#### EXCLUDING NORMAL BATTERY DEPLETION

YEAR	1	2	3	4	5	AT 65 MONTHS
SURVIVAL PROBABILITY	99.89%	99.84%	99.81%	99.79%	99.79%	99.79%
± 1 STANDARD ERROR	0.02%	0.02%	0.03%	0.03%	0.03%	0.03%

\*DF4-LLHH connector type.

# Dual-Chamber Implantable Cardioverter Defibrillator (ICD) Devices

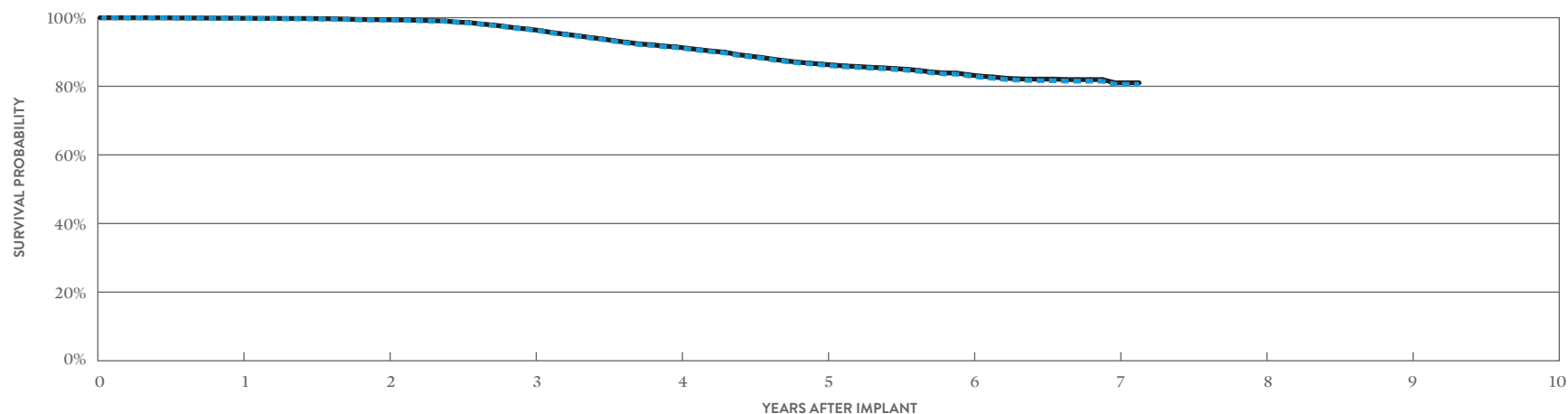
## CUSTOMER REPORTED PERFORMANCE DATA

### Fortify Assura™ DR

#### MODEL CD2357-40Q\* (BATTERY ADVISORY POPULATION)

US Regulatory Approval	June 2013
Registered US Implants	12,263
Estimated Active US Implants	5,898
Estimated Longevity	(see table on page 125)
Normal Battery Depletion	13
Max. Delivered Energy	40 joules
Number of US Advisories (see pgs. 311, 312)	Three

	MALFUNCTIONS W/ COMPROMISED THERAPY		MALFUNCTIONS W/O COMPROMISED THERAPY	
	QTY	RATE	QTY	RATE
Electrical Component	3	0.02%	8	0.07%
Electrical Interconnect	1	<0.01%	0	0.00%
Battery	0	0.00%	12	0.10%
High Voltage Capacitor	0	0.00%	0	0.00%
Software/Firmware	0	0.00%	0	0.00%
Mechanical	0	0.00%	1	<0.01%
Possible Early Battery Depletion	70	0.57%	451	3.68%
Other	1	<0.01%	4	0.03%
<b>Total</b>	<b>75</b>	<b>0.61%</b>	<b>476</b>	<b>3.88%</b>



#### INCLUDING NORMAL BATTERY DEPLETION

YEAR	1	2	3	4	5	6	7	AT 86 MONTHS
SURVIVAL PROBABILITY	99.79%	99.32%	96.48%	91.28%	86.24%	83.09%	80.61%	80.61%
± 1 STANDARD ERROR	0.04%	0.08%	0.18%	0.30%	0.37%	0.42%	0.48%	0.63%
SAMPLE SIZE	11,520	10,170	9,010	8,010	6,980	4,810	1,780	230

#### EXCLUDING NORMAL BATTERY DEPLETION

YEAR	1	2	3	4	5	6	7	AT 86 MONTHS
SURVIVAL PROBABILITY	99.84%	99.40%	96.63%	91.47%	86.45%	83.39%	81.06%	81.06%
± 1 STANDARD ERROR	0.04%	0.07%	0.18%	0.29%	0.37%	0.42%	0.47%	0.63%

\*DF4-LLHH connector type.

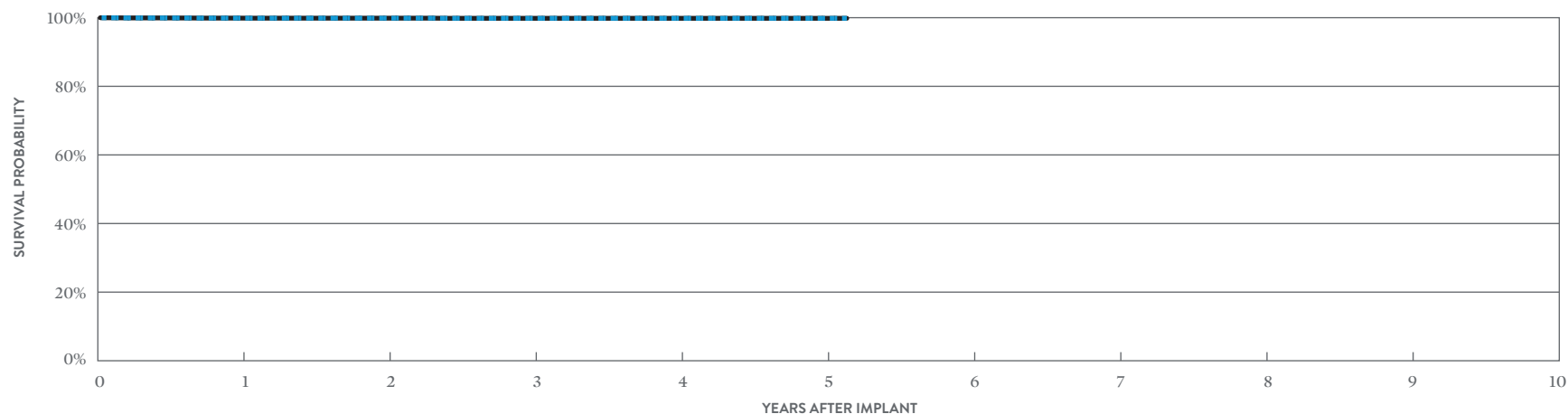
# Dual-Chamber Implantable Cardioverter Defibrillator (ICD) Devices

## CUSTOMER REPORTED PERFORMANCE DATA

### Fortify Assura™ DR

#### MODEL CD2357-40C\* (NON-BATTERY ADVISORY POPULATION)

		MALFUNCTIONS W/ COMPROMISED THERAPY		MALFUNCTIONS W/O COMPROMISED THERAPY		
		QTY	RATE	QTY	RATE	
US Regulatory Approval	June 2013	Electrical Component	2	0.02%	2	0.02%
Registered US Implants	9,292	Electrical Interconnect	0	0.00%	0	0.00%
Estimated Active US Implants	6,543	Battery	0	0.00%	0	0.00%
Estimated Longevity	(see table on page 125)	High Voltage Capacitor	1	0.01%	0	0.00%
Normal Battery Depletion	0	Software/Firmware	0	0.00%	0	0.00%
Max. Delivered Energy	40 joules	Mechanical	0	0.00%	2	0.02%
Number of US Advisories (see pg. 311)	One	Possible Early Battery Depletion	0	0.00%	0	0.00%
		Other	0	0.00%	0	0.00%
		<b>Total</b>	<b>3</b>	<b>0.03%</b>	<b>4</b>	<b>0.04%</b>



#### INCLUDING NORMAL BATTERY DEPLETION

YEAR	1	2	3	4	5	AT 62 MONTHS
SURVIVAL PROBABILITY	99.88%	99.86%	99.82%	99.82%	99.82%	99.82%
± 1 STANDARD ERROR	0.04%	0.04%	0.05%	0.05%	0.05%	0.05%
SAMPLE SIZE	8,360	6,740	5,380	3,600	1,420	270

#### EXCLUDING NORMAL BATTERY DEPLETION

YEAR	1	2	3	4	5	AT 62 MONTHS
SURVIVAL PROBABILITY	99.88%	99.86%	99.82%	99.82%	99.82%	99.82%
± 1 STANDARD ERROR	0.04%	0.04%	0.05%	0.05%	0.05%	0.05%

\*Parylene coating.

# Dual-Chamber Implantable Cardioverter Defibrillator (ICD) Devices

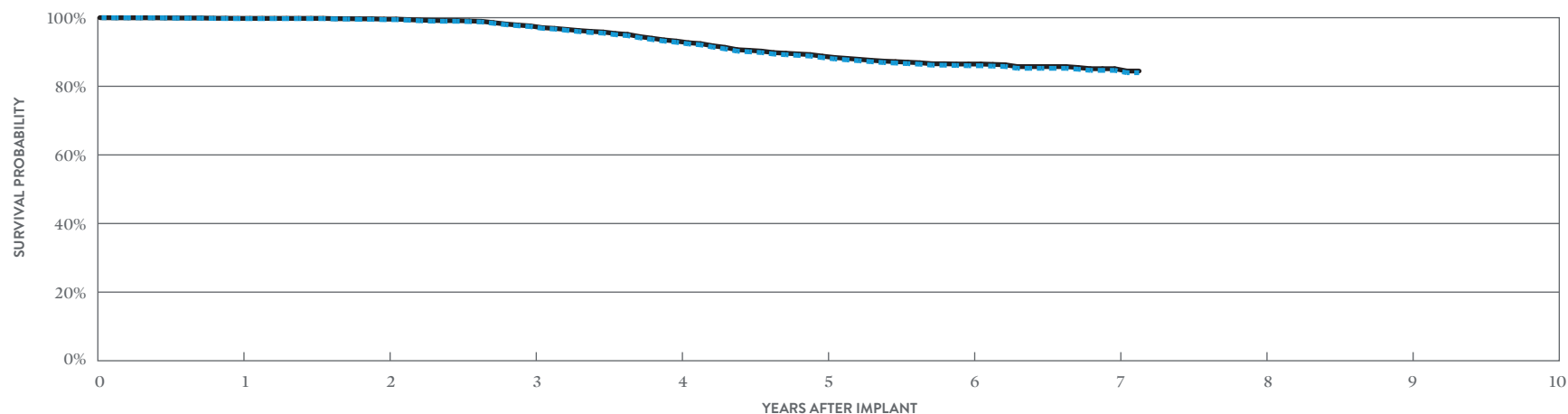
## CUSTOMER REPORTED PERFORMANCE DATA

### Fortify Assura™ DR

#### MODEL CD2357-40C\* (BATTERY ADVISORY POPULATION)

US Regulatory Approval	June 2013
Registered US Implants	6,956
Estimated Active US Implants	3,349
Estimated Longevity	(see table on page 125)
Normal Battery Depletion	11
Max. Delivered Energy	40 joules
Number of US Advisories (see pgs. 311, 312)	Three

	MALFUNCTIONS W/ COMPROMISED THERAPY		MALFUNCTIONS W/O COMPROMISED THERAPY	
	QTY	RATE	QTY	RATE
Electrical Component	3	0.04%	1	0.01%
Electrical Interconnect	2	0.03%	1	0.01%
Battery	1	0.01%	5	0.07%
High Voltage Capacitor	0	0.00%	0	0.00%
Software/Firmware	0	0.00%	0	0.00%
Mechanical	0	0.00%	0	0.00%
Possible Early Battery Depletion	30	0.43%	202	2.90%
Other	2	0.03%	1	0.01%
<b>Total</b>	<b>38</b>	<b>0.55%</b>	<b>210</b>	<b>3.02%</b>



#### INCLUDING NORMAL BATTERY DEPLETION

YEAR	1	2	3	4	5	6	7	AT 86 MONTHS
SURVIVAL PROBABILITY	99.72%	99.42%	97.40%	92.83%	88.36%	85.99%	84.68%	84.01%
± 1 STANDARD ERROR	0.06%	0.09%	0.21%	0.36%	0.46%	0.53%	0.63%	0.79%
SAMPLE SIZE	6,540	5,770	5,100	4,490	3,850	2,690	1,090	210

#### EXCLUDING NORMAL BATTERY DEPLETION

YEAR	1	2	3	4	5	6	7	AT 86 MONTHS
SURVIVAL PROBABILITY	99.80%	99.58%	97.60%	93.19%	88.79%	86.50%	85.17%	84.50%
± 1 STANDARD ERROR	0.05%	0.07%	0.20%	0.35%	0.46%	0.52%	0.63%	0.78%

\*Parylene coating.

# Dual-Chamber Implantable Cardioverter Defibrillator (ICD) Devices

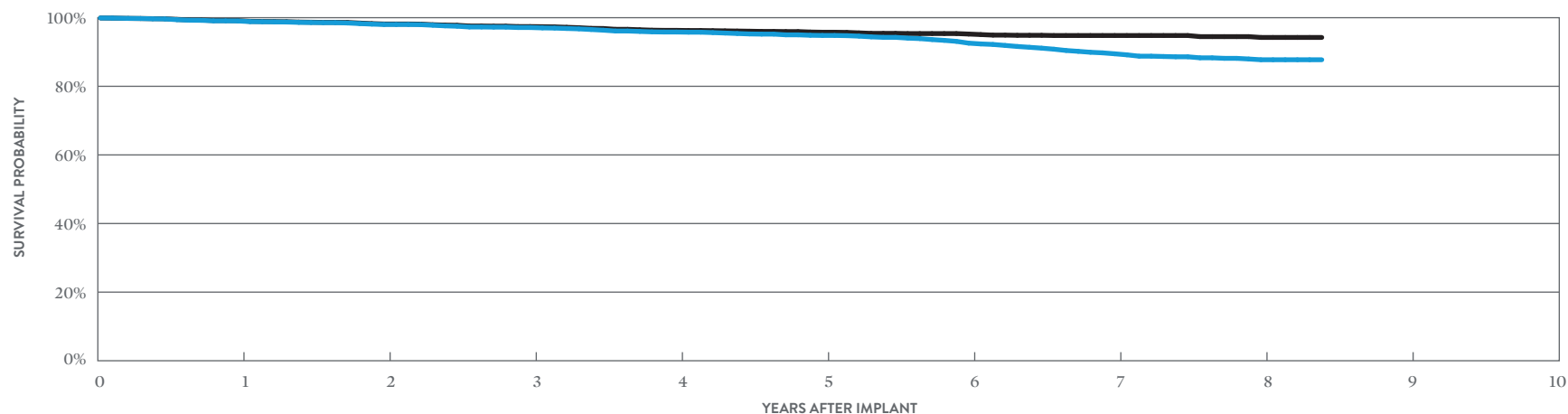
## CUSTOMER REPORTED PERFORMANCE DATA

### Ellipse™ DR

#### MODEL CD2311-36Q\*

US Regulatory Approval	May 2012
Registered US Implants	5,897
Estimated Active US Implants	2,414
Estimated Longevity	(see table on page 125)
Normal Battery Depletion	81
Max. Delivered Energy	36 joules
Number of US Advisories (see pgs. 311, 313)	Two

	MALFUNCTIONS W/ COMPROMISED THERAPY		MALFUNCTIONS W/O COMPROMISED THERAPY	
	QTY	RATE	QTY	RATE
Electrical Component	3	0.05%	5	0.08%
Electrical Interconnect	0	0.00%	0	0.00%
Battery	0	0.00%	1	0.02%
High Voltage Capacitor	65	1.10%	13	0.22%
Software/Firmware	1	0.02%	0	0.00%
Mechanical	2	0.03%	3	0.05%
Possible Early Battery Depletion	0	0.00%	0	0.00%
Other	5	0.08%	2	0.03%
<b>Total</b>	<b>76</b>	<b>1.29%</b>	<b>24</b>	<b>0.41%</b>



#### INCLUDING NORMAL BATTERY DEPLETION

YEAR	1	2	3	4	5	6	7	8	AT 101 MONTHS
SURVIVAL PROBABILITY	99.04%	98.01%	97.13%	95.83%	94.81%	92.57%	89.45%	87.70%	87.70%
± 1 STANDARD ERROR	0.13%	0.19%	0.24%	0.29%	0.33%	0.39%	0.49%	0.57%	0.59%
SAMPLE SIZE	5,540	4,920	4,440	4,040	3,690	3,350	2,820	1,590	280

#### EXCLUDING NORMAL BATTERY DEPLETION

YEAR	1	2	3	4	5	6	7	8	AT 101 MONTHS
SURVIVAL PROBABILITY	99.13%	98.16%	97.41%	96.31%	95.76%	95.22%	94.80%	94.23%	94.23%
± 1 STANDARD ERROR	0.12%	0.18%	0.22%	0.27%	0.30%	0.31%	0.34%	0.37%	0.40%

\*DF4-LLHH connector type.

# Dual-Chamber Implantable Cardioverter Defibrillator (ICD) Devices

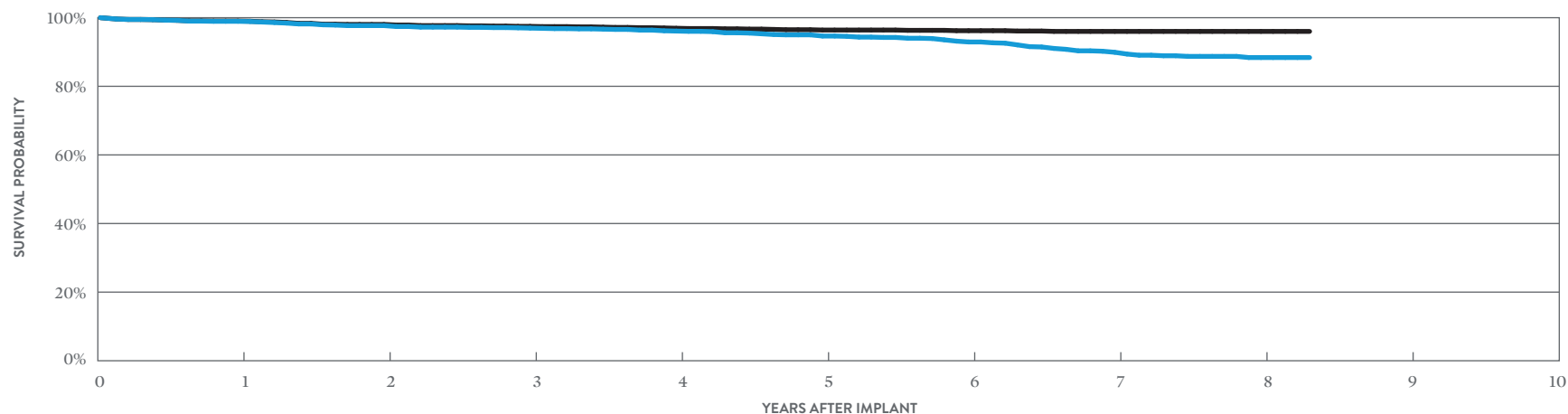
## CUSTOMER REPORTED PERFORMANCE DATA

### Ellipse™ DR

#### MODEL CD2311-36

US Regulatory Approval	May 2012
Registered US Implants	3,747
Estimated Active US Implants	1,530
Estimated Longevity	(see table on page 125)
Normal Battery Depletion	59
Max. Delivered Energy	36 joules
Number of US Advisories (see pgs. 311, 313)	Two

	MALFUNCTIONS W/ COMPROMISED THERAPY		MALFUNCTIONS W/O COMPROMISED THERAPY	
	QTY	RATE	QTY	RATE
Electrical Component	5	0.13%	4	0.11%
Electrical Interconnect	0	0.00%	0	0.00%
Battery	0	0.00%	0	0.00%
High Voltage Capacitor	22	0.59%	8	0.21%
Software/Firmware	0	0.00%	0	0.00%
Mechanical	4	0.11%	3	0.08%
Possible Early Battery Depletion	0	0.00%	0	0.00%
Other	5	0.13%	1	0.03%
<b>Total</b>	<b>36</b>	<b>0.96%</b>	<b>16</b>	<b>0.43%</b>



#### INCLUDING NORMAL BATTERY DEPLETION

YEAR	1	2	3	4	5	6	7	8	AT 100 MONTHS
SURVIVAL PROBABILITY	98.94%	97.68%	96.95%	96.09%	94.65%	92.93%	89.95%	88.42%	88.42%
± 1 STANDARD ERROR	0.17%	0.26%	0.30%	0.35%	0.41%	0.49%	0.61%	0.72%	0.72%
SAMPLE SIZE	3,510	3,100	2,770	2,500	2,260	2,050	1,690	920	210

#### EXCLUDING NORMAL BATTERY DEPLETION

YEAR	1	2	3	4	5	6	7	8	AT 100 MONTHS
SURVIVAL PROBABILITY	99.02%	98.02%	97.46%	96.91%	96.40%	96.21%	96.00%	96.00%	96.00%
± 1 STANDARD ERROR	0.16%	0.24%	0.28%	0.31%	0.34%	0.36%	0.37%	0.37%	0.37%



# Dual-Chamber Implantable Cardioverter Defibrillator (ICD) Devices

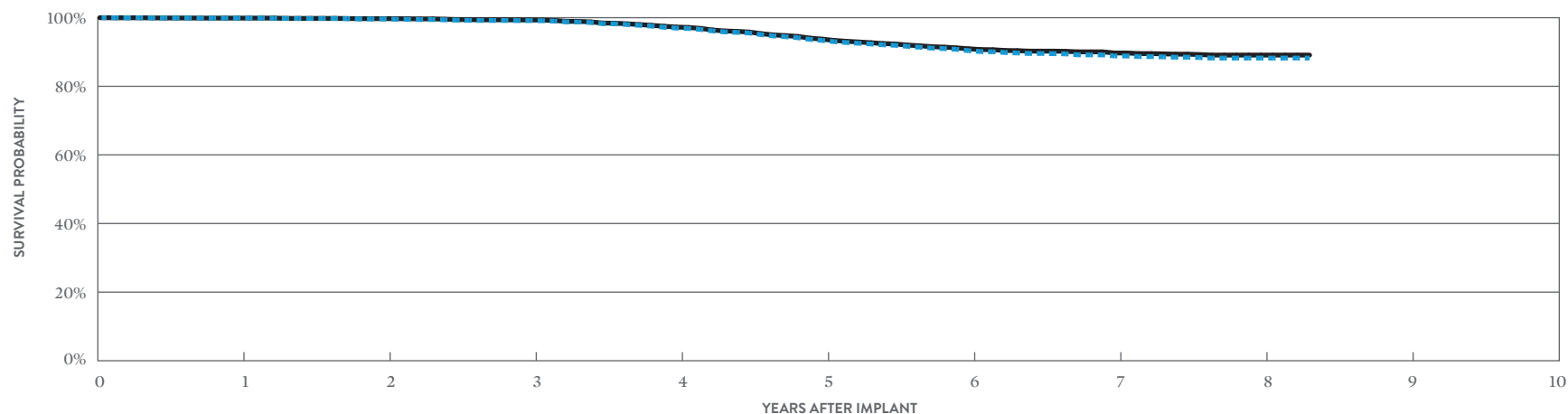
## CUSTOMER REPORTED PERFORMANCE DATA

### Fortify Assura™ DR

#### MODEL CD2257-40Q\* (BATTERY ADVISORY POPULATION)

US Regulatory Approval	May 2012
Registered US Implants	6,798
Estimated Active US Implants	2,916
Estimated Longevity	(see table on page 125)
Normal Battery Depletion	16
Max. Delivered Energy	40 joules
Number of US Advisories (see pgs. 311, 312)	Three

	MALFUNCTIONS W/ COMPROMISED THERAPY		MALFUNCTIONS W/O COMPROMISED THERAPY	
	QTY	RATE	QTY	RATE
Electrical Component	5	0.07%	2	0.03%
Electrical Interconnect	0	0.00%	0	0.00%
Battery	1	0.01%	2	0.03%
High Voltage Capacitor	0	0.00%	0	0.00%
Software/Firmware	0	0.00%	1	0.01%
Mechanical	0	0.00%	1	0.01%
Possible Early Battery Depletion	26	0.38%	138	2.03%
Other	3	0.04%	1	0.01%
<b>Total</b>	<b>35</b>	<b>0.51%</b>	<b>145</b>	<b>2.13%</b>



#### INCLUDING NORMAL BATTERY DEPLETION

YEAR	1	2	3	4	5	6	7	8	AT 100 MONTHS
SURVIVAL PROBABILITY	99.87%	99.63%	99.15%	96.98%	93.38%	90.42%	88.88%	88.27%	88.27%
± 1 STANDARD ERROR	0.04%	0.08%	0.12%	0.24%	0.36%	0.44%	0.48%	0.52%	0.52%
SAMPLE SIZE	6,380	5,670	5,110	4,540	4,020	3,610	3,050	1,610	220

#### EXCLUDING NORMAL BATTERY DEPLETION

YEAR	1	2	3	4	5	6	7	8	AT 100 MONTHS
SURVIVAL PROBABILITY	99.87%	99.72%	99.33%	97.27%	93.75%	90.97%	89.75%	89.14%	89.14%
± 1 STANDARD ERROR	0.04%	0.07%	0.11%	0.23%	0.36%	0.43%	0.46%	0.50%	0.50%

\*DF4-LLHH connector type.

# Dual-Chamber Implantable Cardioverter Defibrillator (ICD) Devices

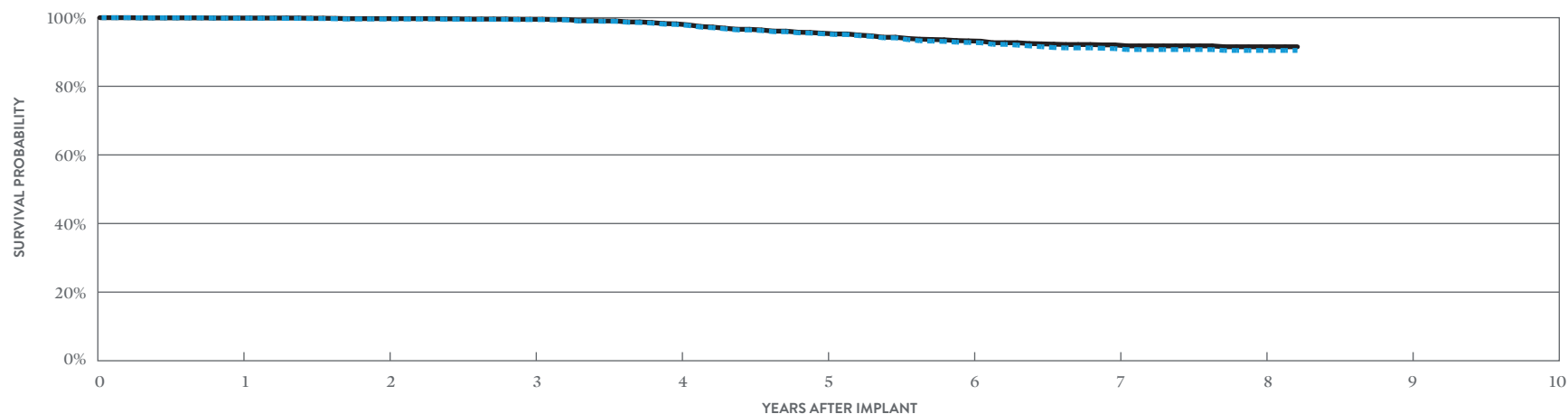
## CUSTOMER REPORTED PERFORMANCE DATA

### Fortify Assura™ DR

#### MODEL CD2257-40 (BATTERY ADVISORY POPULATION)

US Regulatory Approval	May 2012
Registered US Implants	4,235
Estimated Active US Implants	1,762
Estimated Longevity	(see table on page 125)
Normal Battery Depletion	11
Max. Delivered Energy	40 joules
Number of US Advisories (see pgs. 311, 312)	Three

	MALFUNCTIONS W/ COMPROMISED THERAPY		MALFUNCTIONS W/O COMPROMISED THERAPY	
	QTY	RATE	QTY	RATE
Electrical Component	2	0.05%	0	0.00%
Electrical Interconnect	0	0.00%	0	0.00%
Battery	1	0.02%	4	0.09%
High Voltage Capacitor	1	0.02%	0	0.00%
Software/Firmware	0	0.00%	1	0.02%
Mechanical	0	0.00%	0	0.00%
Possible Early Battery Depletion	12	0.28%	61	1.44%
Other	0	0.00%	3	0.07%
<b>Total</b>	<b>16</b>	<b>0.38%</b>	<b>69</b>	<b>1.63%</b>



#### INCLUDING NORMAL BATTERY DEPLETION

YEAR	1	2	3	4	5	6	7	8	AT 99 MONTHS
SURVIVAL PROBABILITY	99.85%	99.62%	99.43%	98.00%	95.24%	92.68%	90.87%	90.33%	90.33%
± 1 STANDARD ERROR	0.06%	0.10%	0.13%	0.25%	0.40%	0.52%	0.58%	0.62%	0.62%
SAMPLE SIZE	3,980	3,530	3,130	2,740	2,410	2,160	1,840	1,010	240

#### EXCLUDING NORMAL BATTERY DEPLETION

YEAR	1	2	3	4	5	6	7	8	AT 99 MONTHS
SURVIVAL PROBABILITY	99.90%	99.73%	99.53%	98.18%	95.42%	93.15%	91.96%	91.42%	91.42%
± 1 STANDARD ERROR	0.05%	0.09%	0.12%	0.24%	0.40%	0.50%	0.55%	0.59%	0.59%

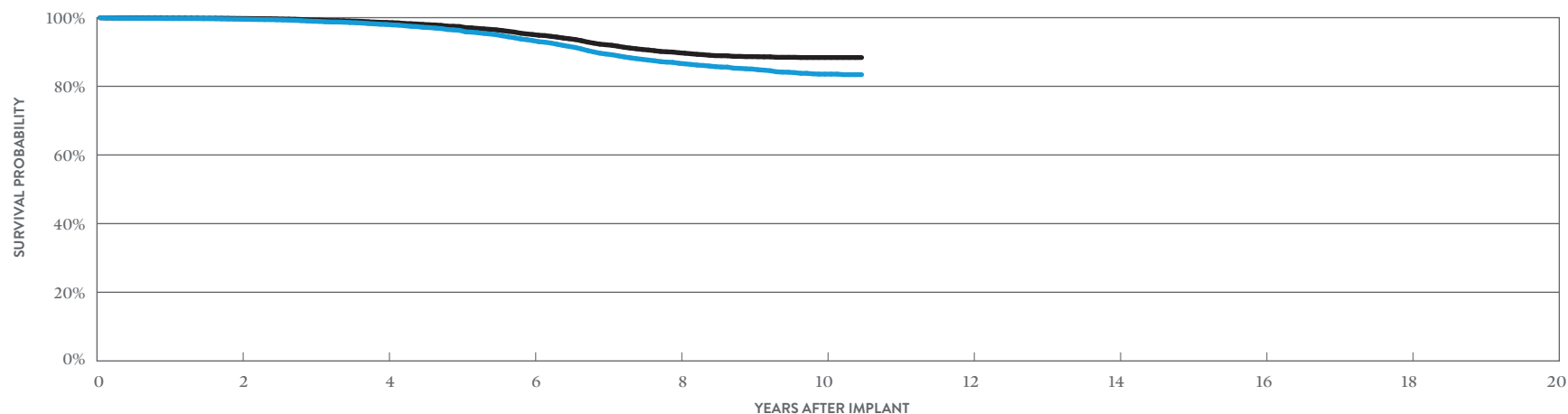
# Dual-Chamber Implantable Cardioverter Defibrillator (ICD) Devices

## CUSTOMER REPORTED PERFORMANCE DATA

### Fortify™ DR

#### MODEL CD2231-40Q\* (BATTERY ADVISORY POPULATION)

		MALFUNCTIONS W/ COMPROMISED THERAPY		MALFUNCTIONS W/O COMPROMISED THERAPY		
		QTY	RATE	QTY	RATE	
US Regulatory Approval	May 2010	Electrical Component	10	0.04%	9	0.03%
Registered US Implants	26,876	Electrical Interconnect	3	0.01%	2	<0.01%
Estimated Active US Implants	8,447	Battery	28	0.10%	54	0.20%
Estimated Longevity	(see table on page 125)	High Voltage Capacitor	5	0.02%	2	<0.01%
Normal Battery Depletion	253	Software/Firmware	1	<0.01%	2	<0.01%
Max. Delivered Energy	40 joules	Mechanical	0	0.00%	0	0.00%
Number of US Advisories (see pgs. 311, 312)	Three	Possible Early Battery Depletion	164	0.61%	361	1.34%
		Other	16	0.06%	6	0.02%
		<b>Total</b>	<b>227</b>	<b>0.84%</b>	<b>436</b>	<b>1.62%</b>



#### INCLUDING NORMAL BATTERY DEPLETION

YEAR	2	4	6	8	10	AT 126 MONTHS
SURVIVAL PROBABILITY	99.54%	98.01%	93.32%	86.62%	83.43%	83.28%
± 1 STANDARD ERROR	0.04%	0.10%	0.19%	0.28%	0.35%	0.36%
SAMPLE SIZE	22,230	18,060	14,430	11,150	4,020	390

#### EXCLUDING NORMAL BATTERY DEPLETION

YEAR	2	4	6	8	10	AT 126 MONTHS
SURVIVAL PROBABILITY	99.76%	98.61%	95.08%	89.69%	88.30%	88.30%
± 1 STANDARD ERROR	0.03%	0.08%	0.17%	0.25%	0.28%	0.28%

\*DF4-LLHH connector type.

# Dual-Chamber Implantable Cardioverter Defibrillator (ICD) Devices

## ACTIVELY MONITORED STUDY DATA

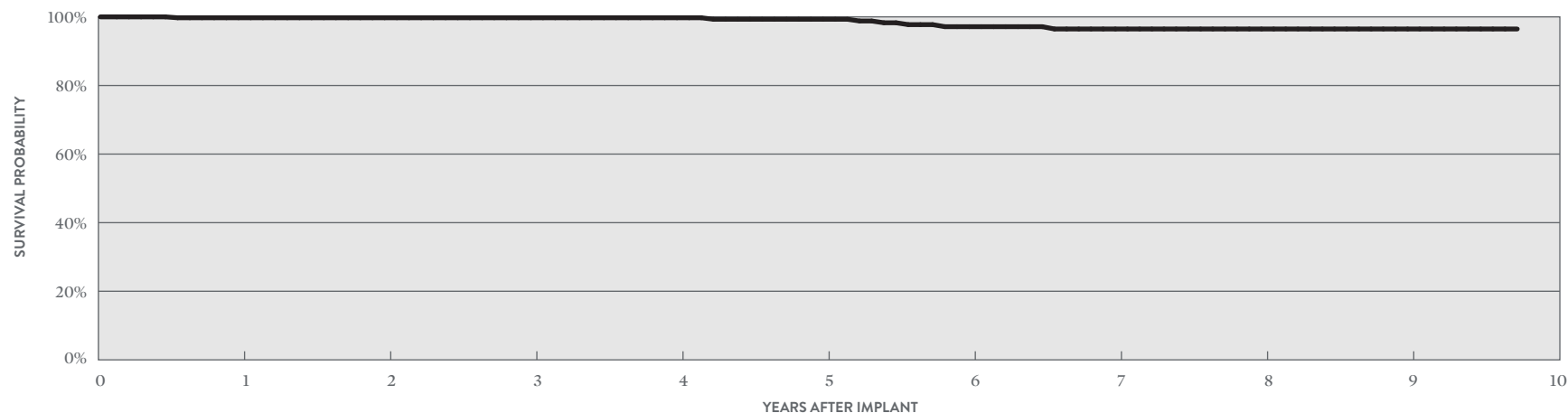
### Fortify™ DR

#### MODEL CD2231-40Q\*

US Regulatory Approval	May 2010
Number of Devices Enrolled in Study	390
Active Devices Enrolled in Study	94
Cumulative Months of Follow-up	25,288
Estimated Longevity	(see table on page 125)
Max. Delivered Energy	40 joules

QUALIFYING COMPLICATIONS	QTY	RATE
Premature Battery Depletion	7	1.79%

	MALFUNCTIONS W/ COMPROMISED THERAPY		MALFUNCTIONS W/O COMPROMISED THERAPY	
	QTY	RATE	QTY	RATE
Electrical Component	0	0.00%	0	0.00%
Electrical Interconnect	0	0.00%	0	0.00%
Battery	1	0.26%	1	0.26%
High Voltage Capacitor	0	0.00%	0	0.00%
Software/Firmware	0	0.00%	0	0.00%
Mechanical	0	0.00%	0	0.00%
Possible Early Battery Depletion	2	0.51%	7	1.79%
Other	1	0.26%	0	0.00%
<b>Total</b>	<b>4</b>	<b>1.03%</b>	<b>8</b>	<b>2.05%</b>



#### ACTIVELY MONITORED STUDY DATA

YEAR	1	2	3	4	5	6	7	8	9	AT 117 MONTHS
SURVIVAL PROBABILITY	99.74%	99.74%	99.74%	99.74%	99.31%	97.14%	96.47%	96.47%	96.47%	96.47%
± 1 STANDARD ERROR	0.26%	0.26%	0.26%	0.26%	0.50%	1.18%	1.35%	1.35%	1.35%	1.35%
SAMPLE SIZE	380	340	300	260	220	180	150	130	110	60

\*DF4-LLHH connector type.

# Dual-Chamber Implantable Cardioverter Defibrillator (ICD) Devices

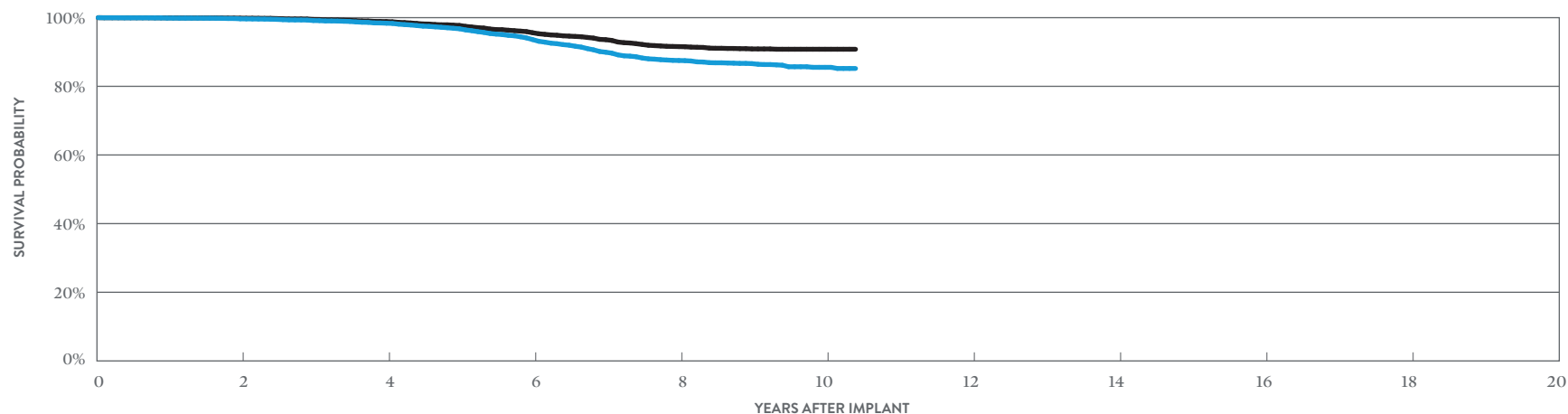
## CUSTOMER REPORTED PERFORMANCE DATA

### Fortify™ DR

#### MODEL CD2231-40 (BATTERY ADVISORY POPULATION)

US Regulatory Approval	May 2010
Registered US Implants	12,092
Estimated Active US Implants	3,717
Estimated Longevity	(see table on page 125)
Normal Battery Depletion	122
Max. Delivered Energy	40 joules
Number of US Advisories (see pgs. 311, 312)	Three

	MALFUNCTIONS W/ COMPROMISED THERAPY		MALFUNCTIONS W/O COMPROMISED THERAPY	
	QTY	RATE	QTY	RATE
Electrical Component	8	0.07%	3	0.02%
Electrical Interconnect	1	<0.01%	0	0.00%
Battery	5	0.04%	9	0.07%
High Voltage Capacitor	8	0.07%	2	0.02%
Software/Firmware	0	0.00%	0	0.00%
Mechanical	0	0.00%	1	<0.01%
Possible Early Battery Depletion	59	0.49%	122	1.01%
Other	5	0.04%	5	0.04%
<b>Total</b>	<b>86</b>	<b>0.71%</b>	<b>142</b>	<b>1.17%</b>



#### INCLUDING NORMAL BATTERY DEPLETION

YEAR	2	4	6	8	10	AT 125 MONTHS
SURVIVAL PROBABILITY	99.67%	98.40%	93.73%	87.74%	85.74%	85.40%
± 1 STANDARD ERROR	0.05%	0.13%	0.28%	0.41%	0.49%	0.55%
SAMPLE SIZE	9,930	7,930	6,250	4,740	1,540	260

#### EXCLUDING NORMAL BATTERY DEPLETION

YEAR	2	4	6	8	10	AT 125 MONTHS
SURVIVAL PROBABILITY	99.86%	98.87%	95.69%	91.72%	90.94%	90.94%
± 1 STANDARD ERROR	0.03%	0.11%	0.23%	0.35%	0.38%	0.38%

# Dual-Chamber Implantable Cardioverter Defibrillator (ICD) Devices

## ACTIVELY MONITORED STUDY DATA

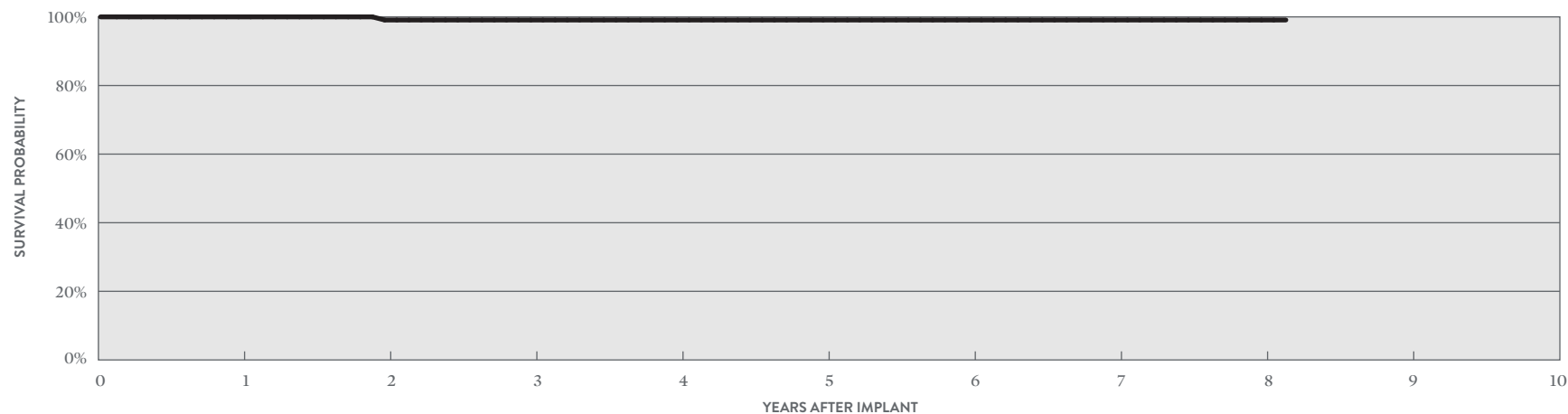
### Fortify™ DR

#### MODEL CD2231-40

US Regulatory Approval	May 2010
Number of Devices Enrolled in Study	177
Active Devices Enrolled in Study	45
Cumulative Months of Follow-up	9,475
Estimated Longevity	(see table on page 125)
Max. Delivered Energy	40 joules

QUALIFYING COMPLICATIONS	QTY	RATE
Premature Battery Depletion	2	1.13%

	MALFUNCTIONS W/ COMPROMISED THERAPY		MALFUNCTIONS W/O COMPROMISED THERAPY	
	QTY	RATE	QTY	RATE
Electrical Component	0	0.00%	0	0.00%
Electrical Interconnect	0	0.00%	0	0.00%
Battery	0	0.00%	0	0.00%
High Voltage Capacitor	0	0.00%	0	0.00%
Software/Firmware	0	0.00%	0	0.00%
Mechanical	0	0.00%	0	0.00%
Possible Early Battery Depletion	1	0.56%	3	1.69%
Other	0	0.00%	0	0.00%
<b>Total</b>	<b>1</b>	<b>0.56%</b>	<b>3</b>	<b>1.69%</b>



#### ACTIVELY MONITORED STUDY DATA

YEAR	1	2	3	4	5	6	7	8	AT 98 MONTHS
SURVIVAL PROBABILITY	100.00%	99.09%	99.09%	99.09%	99.09%	99.09%	99.09%	99.09%	99.09%
± 1 STANDARD ERROR	0.00%	0.00%	0.90%	0.90%	0.90%	0.90%	0.90%	0.90%	0.90%
SAMPLE SIZE	160	130	100	90	70	60	60	50	50

# Dual-Chamber Implantable Cardioverter Defibrillator (ICD) Devices

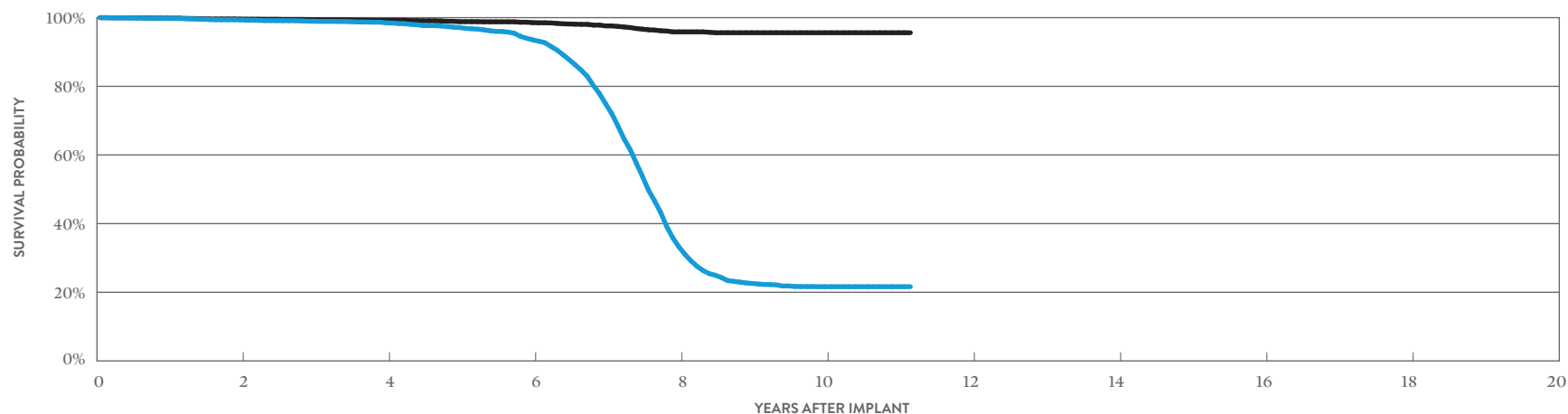
## CUSTOMER REPORTED PERFORMANCE DATA

### Current™ + DR

#### MODEL CD2211-36Q\*

US Regulatory Approval	February 2009
Registered US Implants	8,148
Estimated Active US Implants	1,183
Estimated Longevity	(see table on page 125)
Normal Battery Depletion	1,454
Max. Delivered Energy	36 joules
Number of US Advisories (see pg. 311)	One

	MALFUNCTIONS W/ COMPROMISED THERAPY		MALFUNCTIONS W/O COMPROMISED THERAPY	
	QTY	RATE	QTY	RATE
Electrical Component	6	0.07%	6	0.07%
Electrical Interconnect	0	0.00%	0	0.00%
Battery	6	0.07%	8	0.10%
High Voltage Capacitor	3	0.04%	0	0.00%
Software/Firmware	1	0.01%	22	0.27%
Mechanical	0	0.00%	2	0.02%
Possible Early Battery Depletion	4	0.05%	3	0.04%
Other	5	0.06%	5	0.06%
<b>Total</b>	<b>25</b>	<b>0.31%</b>	<b>46</b>	<b>0.56%</b>



#### INCLUDING NORMAL BATTERY DEPLETION

YEAR	2	4	6	8	10	AT 134 MONTHS
SURVIVAL PROBABILITY	99.34%	98.48%	93.49%	32.80%	21.18%	21.18%
± 1 STANDARD ERROR	0.10%	0.14%	0.34%	0.69%	0.57%	0.57%
SAMPLE SIZE	6,630	5,350	4,330	2,560	1,210	220

#### EXCLUDING NORMAL BATTERY DEPLETION

YEAR	2	4	6	8	10	AT 134 MONTHS
SURVIVAL PROBABILITY	99.58%	99.23%	98.55%	95.82%	95.70%	95.70%
± 1 STANDARD ERROR	0.07%	0.11%	0.16%	0.34%	0.35%	0.35%

\*DF4-LLHH connector type.

# Dual-Chamber Implantable Cardioverter Defibrillator (ICD) Devices

## ACTIVELY MONITORED STUDY DATA

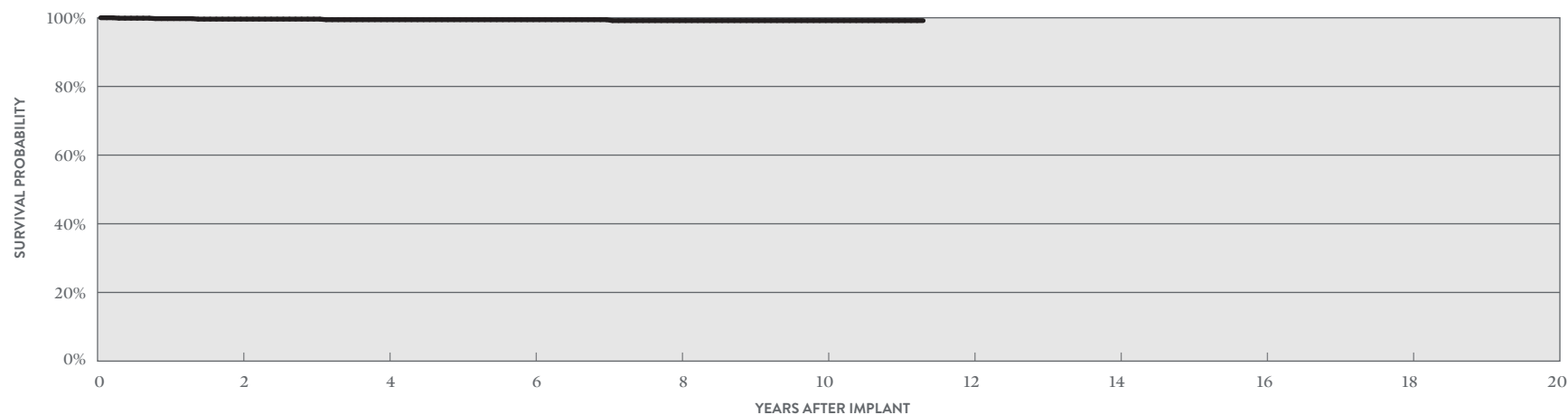
### Current™ + DR

#### MODEL CD2211-36Q\*

US Regulatory Approval	February 2009
Number of Devices Enrolled in Study	835
Active Devices Enrolled in Study	301
Cumulative Months of Follow-up	63,370
Estimated Longevity	(see table on page 125)
Max. Delivered Energy	36 joules

QUALIFYING COMPLICATIONS	QTY	RATE
Premature Battery Depletion	4	0.48%
Skin Erosion	1	0.12%

	MALFUNCTIONS W/ COMPROMISED THERAPY		MALFUNCTIONS W/O COMPROMISED THERAPY	
	QTY	RATE	QTY	RATE
Electrical Component	0	0.00%	1	0.12%
Electrical Interconnect	0	0.00%	0	0.00%
Battery	1	0.12%	2	0.24%
High Voltage Capacitor	0	0.00%	0	0.00%
Software/Firmware	0	0.00%	2	0.24%
Mechanical	0	0.00%	0	0.00%
Possible Early Battery Depletion	0	0.00%	1	0.12%
Other	1	0.12%	2	0.24%
<b>Total</b>	<b>2</b>	<b>0.24%</b>	<b>8</b>	<b>0.96%</b>



## ACTIVELY MONITORED STUDY DATA

YEAR	2	4	6	8	10	AT 136 MONTHS
SURVIVAL PROBABILITY	99.61%	99.44%	99.44%	99.17%	99.17%	99.17%
± 1 STANDARD ERROR	0.23%	0.28%	0.28%	0.39%	0.39%	0.39%
SAMPLE SIZE	710	570	440	350	310	50

\*DF4-LLHH connector type.



# Dual-Chamber Implantable Cardioverter Defibrillator (ICD) Devices

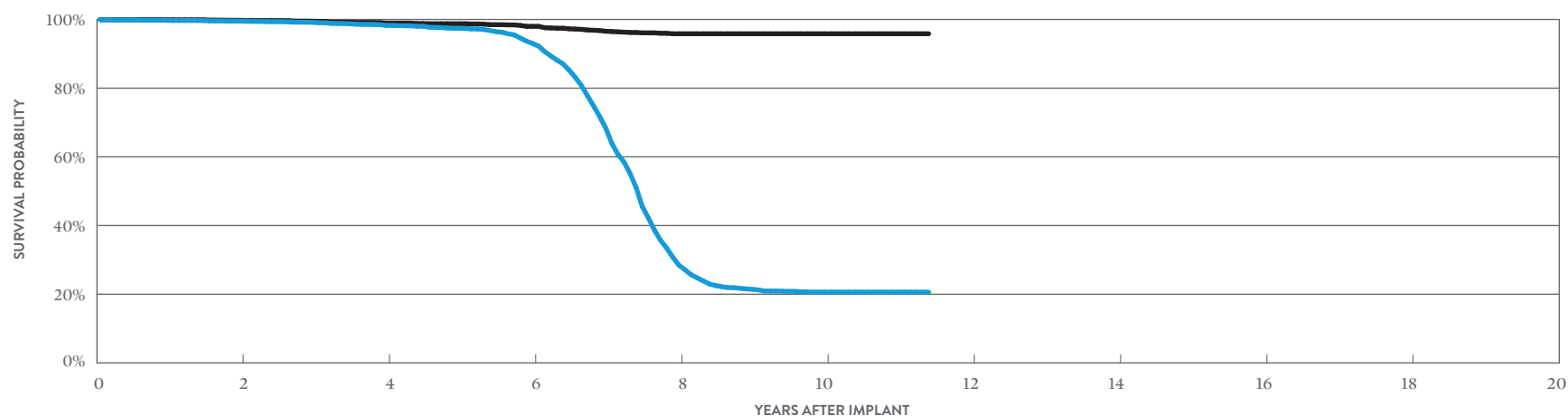
## CUSTOMER REPORTED PERFORMANCE DATA

### Current™ + DR

#### MODEL CD2211-36

US Regulatory Approval	February 2009
Registered US Implants	6,272
Estimated Active US Implants	929
Estimated Longevity	(see table on page 125)
Normal Battery Depletion	1,094
Max. Delivered Energy	36 joules
Number of US Advisories (see pg. 311)	One

	MALFUNCTIONS W/ COMPROMISED THERAPY		MALFUNCTIONS W/O COMPROMISED THERAPY	
	QTY	RATE	QTY	RATE
Electrical Component	3	0.05%	1	0.02%
Electrical Interconnect	2	0.03%	0	0.00%
Battery	8	0.13%	4	0.06%
High Voltage Capacitor	1	0.02%	0	0.00%
Software/Firmware	1	0.02%	16	0.26%
Mechanical	0	0.00%	1	0.02%
Possible Early Battery Depletion	9	0.14%	4	0.06%
Other	6	0.10%	2	0.03%
<b>Total</b>	<b>30</b>	<b>0.48%</b>	<b>28</b>	<b>0.45%</b>



#### INCLUDING NORMAL BATTERY DEPLETION

YEAR	2	4	6	8	10	AT 137 MONTHS
SURVIVAL PROBABILITY	99.53%	98.27%	93.06%	28.66%	20.72%	20.72%
± 1 STANDARD ERROR	0.09%	0.18%	0.40%	0.77%	0.65%	0.65%
SAMPLE SIZE	5,100	4,030	3,210	1,780	880	240

#### EXCLUDING NORMAL BATTERY DEPLETION

YEAR	2	4	6	8	10	AT 137 MONTHS
SURVIVAL PROBABILITY	99.76%	98.95%	98.01%	95.86%	95.86%	95.86%
± 1 STANDARD ERROR	0.07%	0.14%	0.23%	0.37%	0.37%	0.37%

# Dual-Chamber Implantable Cardioverter Defibrillator (ICD) Devices

## ACTIVELY MONITORED STUDY DATA

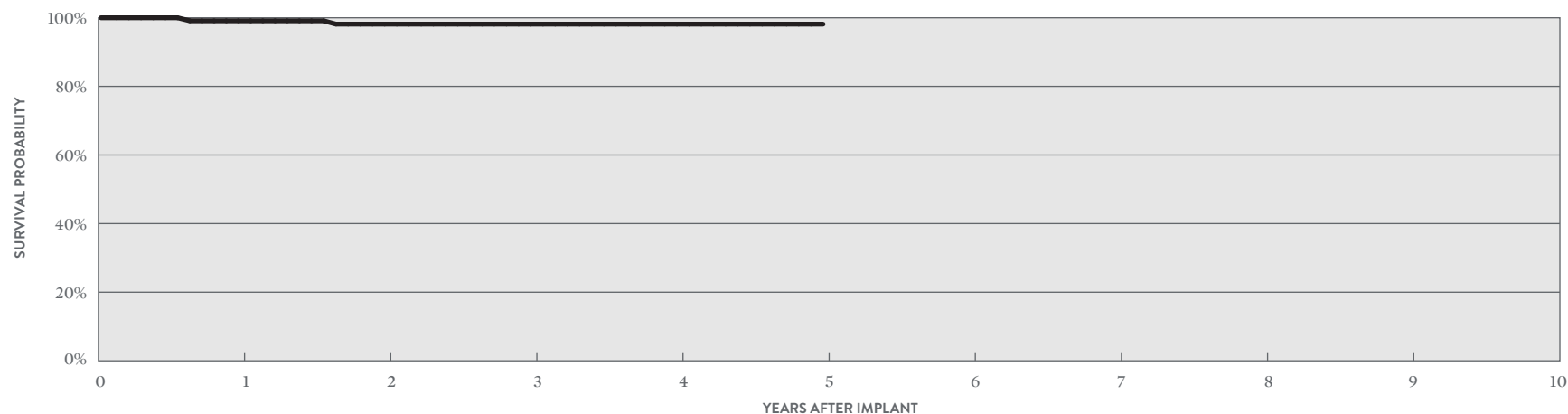
### Current™ + DR

#### MODEL CD2211-36

US Regulatory Approval	February 2009
Number of Devices Enrolled in Study	122
Active Devices Enrolled in Study	12
Cumulative Months of Follow-up	6,443
Estimated Longevity	(see table on page 125)
Max. Delivered Energy	36 joules

QUALIFYING COMPLICATIONS	QTY	RATE
Inappropriate Shock	1	0.82%
Premature Battery Depletion	1	0.82%

	MALFUNCTIONS W/ COMPROMISED THERAPY		MALFUNCTIONS W/O COMPROMISED THERAPY	
	QTY	RATE	QTY	RATE
Electrical Component	0	0.00%	0	0.00%
Electrical Interconnect	0	0.00%	0	0.00%
Battery	0	0.00%	0	0.00%
High Voltage Capacitor	0	0.00%	0	0.00%
Software/Firmware	0	0.00%	2	1.64%
Mechanical	0	0.00%	0	0.00%
Possible Early Battery Depletion	0	0.00%	0	0.00%
Other	1	0.82%	1	0.82%
<b>Total</b>	<b>1</b>	<b>0.82%</b>	<b>3</b>	<b>2.46%</b>



#### ACTIVELY MONITORED STUDY DATA

YEAR	1	2	3	4	5
SURVIVAL PROBABILITY	99.13%	98.16%	98.16%	98.16%	98.16%
± 1 STANDARD ERROR	0.87%	1.29%	1.29%	1.29%	1.29%
SAMPLE SIZE	120	100	80	60	50

# Dual-Chamber Implantable Cardioverter Defibrillator (ICD) Devices

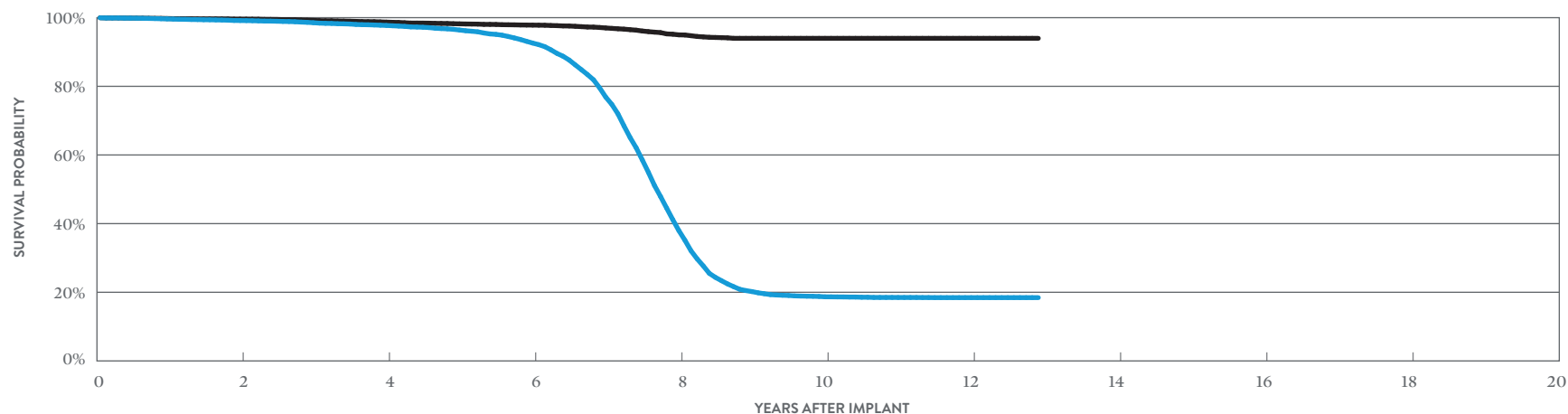
## CUSTOMER REPORTED PERFORMANCE DATA

### Current™ DR RF

#### MODEL 2207-36

US Regulatory Approval	September 2007
Registered US Implants	22,390
Estimated Active US Implants	2,496
Estimated Longevity	(see table on page 125)
Normal Battery Depletion	3,695
Max. Delivered Energy	36 joules
Number of US Advisories (see pg. 311)	One

	MALFUNCTIONS W/ COMPROMISED THERAPY		MALFUNCTIONS W/O COMPROMISED THERAPY	
	QTY	RATE	QTY	RATE
Electrical Component	11	0.05%	12	0.05%
Electrical Interconnect	6	0.03%	2	<0.01%
Battery	21	0.09%	9	0.04%
High Voltage Capacitor	1	<0.01%	0	0.00%
Software/Firmware	4	0.02%	48	0.21%
Mechanical	1	<0.01%	23	0.10%
Possible Early Battery Depletion	40	0.18%	21	0.09%
Other	35	0.16%	6	0.03%
<b>Total</b>	<b>119</b>	<b>0.53%</b>	<b>121</b>	<b>0.54%</b>



#### INCLUDING NORMAL BATTERY DEPLETION

YEAR	2	4	6	8	10	12	AT 155 MONTHS
SURVIVAL PROBABILITY	99.16%	97.72%	92.60%	37.83%	18.59%	18.36%	18.36%
± 1 STANDARD ERROR	0.07%	0.11%	0.22%	0.46%	0.34%	0.34%	0.34%
SAMPLE SIZE	17,990	14,100	11,150	6,560	2,990	1,810	250

#### EXCLUDING NORMAL BATTERY DEPLETION

YEAR	2	4	6	8	10	12	AT 155 MONTHS
SURVIVAL PROBABILITY	99.59%	98.71%	97.85%	95.00%	93.98%	93.98%	93.98%
± 1 STANDARD ERROR	0.05%	0.09%	0.12%	0.22%	0.27%	0.27%	0.27%

# Dual-Chamber Implantable Cardioverter Defibrillator (ICD) Devices

## ACTIVELY MONITORED STUDY DATA

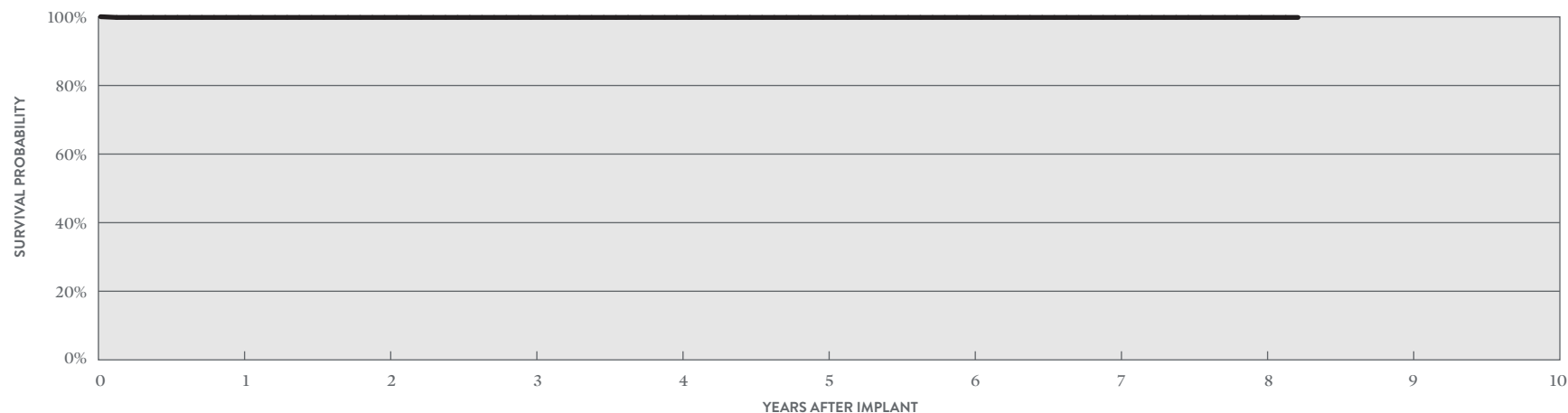
### Current™ DR RF

#### MODEL 2207-36

US Regulatory Approval	September 2007
Number of Devices Enrolled in Study	631
Active Devices Enrolled in Study	32
Cumulative Months of Follow-up	33,231
Estimated Longevity	(see table on page 125)
Max. Delivered Energy	36 joules

QUALIFYING COMPLICATIONS	QTY	RATE
Inappropriate Shock	1	0.16%

	MALFUNCTIONS W/ COMPROMISED THERAPY		MALFUNCTIONS W/O COMPROMISED THERAPY	
	QTY	RATE	QTY	RATE
Electrical Component	0	0.00%	0	0.00%
Electrical Interconnect	0	0.00%	0	0.00%
Battery	0	0.00%	0	0.00%
High Voltage Capacitor	0	0.00%	0	0.00%
Software/Firmware	0	0.00%	2	0.32%
Mechanical	0	0.00%	0	0.00%
Possible Early Battery Depletion	1	0.16%	1	0.16%
Other	0	0.00%	0	0.00%
<b>Total</b>	<b>1</b>	<b>0.16%</b>	<b>3</b>	<b>0.48%</b>



#### ACTIVELY MONITORED STUDY DATA

YEAR	1	2	3	4	5	6	7	8	AT 99 MONTHS
SURVIVAL PROBABILITY	99.84%	99.84%	99.84%	99.84%	99.84%	99.84%	99.84%	99.84%	99.84%
± 1 STANDARD ERROR	0.16%	0.16%	0.16%	0.16%	0.16%	0.16%	0.16%	0.16%	0.16%
SAMPLE SIZE	600	520	420	340	270	220	170	100	50

# Dual-Chamber Implantable Cardioverter Defibrillator (ICD) Devices

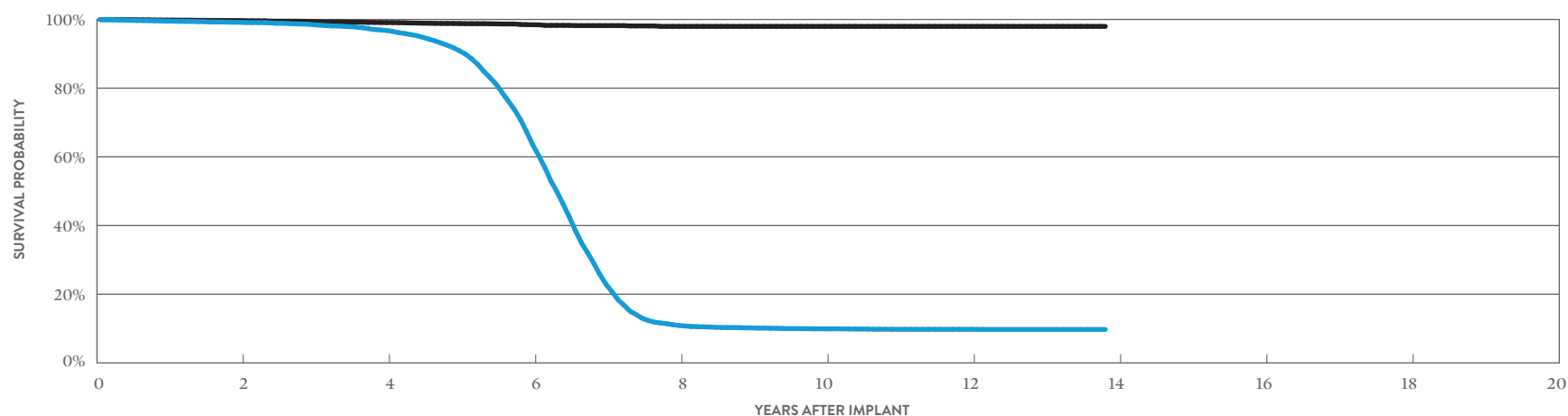
## CUSTOMER REPORTED PERFORMANCE DATA

### Atlas™ II + DR

#### MODEL V-268

US Regulatory Approval	July 2006
Registered US Implants	14,712
Estimated Active US Implants	1,053
Estimated Longevity	(see table on page 125)
Normal Battery Depletion	2,967
Max. Delivered Energy	36 joules
Number of US Advisories (see pg. 316)	One

	MALFUNCTIONS W/ COMPROMISED THERAPY		MALFUNCTIONS W/O COMPROMISED THERAPY	
	QTY	RATE	QTY	RATE
Electrical Component	6	0.04%	4	0.03%
Electrical Interconnect	4	0.03%	0	0.00%
Battery	9	0.06%	3	0.02%
High Voltage Capacitor	0	0.00%	0	0.00%
Software/Firmware	0	0.00%	0	0.00%
Mechanical	0	0.00%	1	<0.01%
Possible Early Battery Depletion	19	0.13%	6	0.04%
Other	9	0.06%	5	0.03%
<b>Total</b>	<b>47</b>	<b>0.32%</b>	<b>19</b>	<b>0.13%</b>



#### INCLUDING NORMAL BATTERY DEPLETION

YEAR	2	4	6	8	10	12	AT 166 MONTHS
SURVIVAL PROBABILITY	99.18%	96.82%	63.83%	11.21%	10.20%	10.06%	10.02%
± 1 STANDARD ERROR	0.08%	0.17%	0.54%	0.32%	0.30%	0.30%	0.30%
SAMPLE SIZE	11,690	8,780	5,820	1,890	1,250	1,020	230

#### EXCLUDING NORMAL BATTERY DEPLETION

YEAR	2	4	6	8	10	12	AT 166 MONTHS
SURVIVAL PROBABILITY	99.68%	99.10%	98.47%	98.00%	98.00%	98.00%	98.00%
± 1 STANDARD ERROR	0.05%	0.09%	0.13%	0.19%	0.19%	0.19%	0.19%

# Dual-Chamber Implantable Cardioverter Defibrillator (ICD) Devices

## ACTIVELY MONITORED STUDY DATA

### Atlas™ II + DR

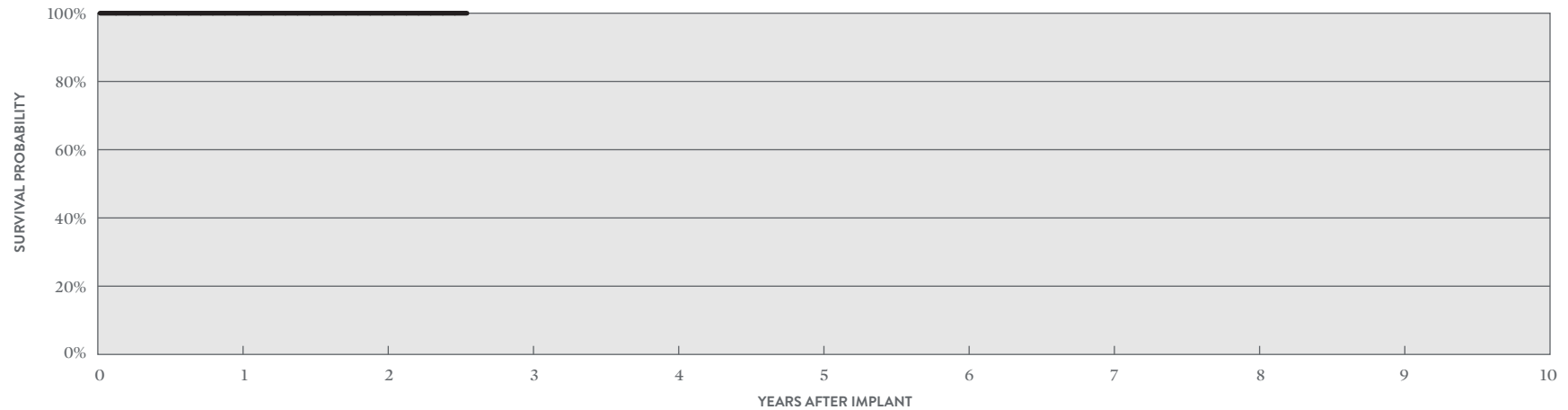
#### MODEL V-268

US Regulatory Approval	July 2006
Number of Devices Enrolled in Study	101
Active Devices Enrolled in Study	1
Cumulative Months of Follow-up	3,810
Estimated Longevity	(see table on page 125)
Max. Delivered Energy	36 joules

#### QUALIFYING COMPLICATIONS

None Reported

	MALFUNCTIONS W/ COMPROMISED THERAPY		MALFUNCTIONS W/O COMPROMISED THERAPY	
	QTY	RATE	QTY	RATE
Electrical Component	0	0.00%	0	0.00%
Electrical Interconnect	0	0.00%	0	0.00%
Battery	0	0.00%	0	0.00%
High Voltage Capacitor	0	0.00%	0	0.00%
Software/Firmware	0	0.00%	0	0.00%
Mechanical	0	0.00%	0	0.00%
Possible Early Battery Depletion	0	0.00%	0	0.00%
Other	2	1.98%	0	0.00%
<b>Total</b>	<b>2</b>	<b>1.98%</b>	<b>0</b>	<b>0.00%</b>



#### ACTIVELY MONITORED STUDY DATA

YEAR	1	2	AT 31 MONTHS
SURVIVAL PROBABILITY	100.00%	100.00%	100.00%
± 1 STANDARD ERROR	0.00%	0.00%	0.00%
SAMPLE SIZE	100	80	50

# Dual-Chamber Implantable Cardioverter Defibrillator (ICD) Devices

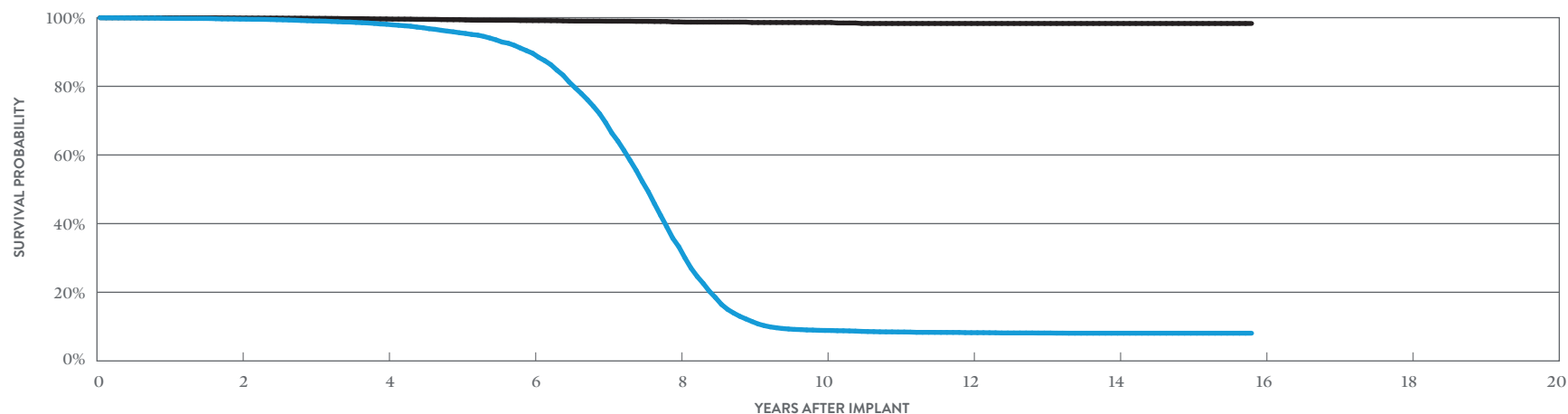
## CUSTOMER REPORTED PERFORMANCE DATA

### Atlas™ + DR

#### MODEL V-243

US Regulatory Approval	October 2003
Registered US Implants	21,082
Estimated Active US Implants	1,071
Estimated Longevity	(see table on page 125)
Normal Battery Depletion	3,710
Max. Delivered Energy	36 joules
Number of US Advisories (see pgs. 316, 317, 318)	Three

	MALFUNCTIONS W/ COMPROMISED THERAPY		MALFUNCTIONS W/O COMPROMISED THERAPY	
	QTY	RATE	QTY	RATE
Electrical Component	5	0.02%	3	0.01%
Electrical Interconnect	1	<0.01%	0	0.00%
Battery	12	0.06%	4	0.02%
High Voltage Capacitor	1	<0.01%	0	0.00%
Software/Firmware	0	0.00%	0	0.00%
Mechanical	0	0.00%	4	0.02%
Possible Early Battery Depletion	6	0.03%	4	0.02%
Other	17	0.08%	2	<0.01%
<b>Total</b>	<b>42</b>	<b>0.20%</b>	<b>17</b>	<b>0.08%</b>



#### INCLUDING NORMAL BATTERY DEPLETION

YEAR	2	4	6	8	10	12	14	AT 190 MONTHS
SURVIVAL PROBABILITY	99.58%	98.09%	89.70%	33.69%	9.13%	8.46%	8.30%	8.30%
± 1 STANDARD ERROR	0.05%	0.11%	0.28%	0.50%	0.26%	0.25%	0.25%	0.25%
SAMPLE SIZE	16,920	12,820	9,150	4,880	1,600	1,240	990	200

#### EXCLUDING NORMAL BATTERY DEPLETION

YEAR	2	4	6	8	10	12	14	AT 190 MONTHS
SURVIVAL PROBABILITY	99.90%	99.62%	99.15%	98.77%	98.60%	98.32%	98.32%	98.32%
± 1 STANDARD ERROR	0.02%	0.05%	0.08%	0.12%	0.15%	0.21%	0.21%	0.21%

**BATTERY LONGEVITY SUMMARY**

**Dual-Chamber  
Implantable Cardioverter  
Defibrillator (ICD) Devices**



## Dual-Chamber Implantable Cardioverter Defibrillator (ICD) Devices

### Battery Longevity (years)

MODELS	FAMILY	NO PACING	25% PACING	50% PACING	100% PACING
CDDRA500Q	Gallant™ DR†	10.6	9.9	9.3	8.2
CD2411-36Q	Ellipse™ DR*	10.4	9.6	8.9	7.7
CD2411-36C	Ellipse™ DR*	10.4	9.6	8.9	7.7
CD2357-40Q	Fortify Assura™ DR**	11.1	10.2	9.5	8.3
CD2357-40C	Fortify Assura™ DR**	11.1	10.2	9.5	8.3
CD2311-36Q	Ellipse™ DR*	10.4	9.6	8.9	7.7
CD2311-36	Ellipse™ DR*	10.4	9.6	8.9	7.7
CD2257-40Q	Fortify Assura™ DR**	11.1	10.2	9.5	8.3
CD2257-40	Fortify Assura™ DR**	11.1	10.2	9.5	8.3
CD2231-40Q	Fortify™ DR**	10.1	9.3	8.6	7.5
CD2231-40	Fortify™ DR**	10.1	9.3	8.6	7.5
CD2211-36Q	Current™ + DR***	8.2	7.5	7.0	6.1
CD2211-36	Current™ + DR***	8.2	7.5	7.0	6.1
2207-36	Current™ DR RF***	8.2	7.5	7.0	6.1
V-268	Atlas™ II + DR***	8.2	7.5	7.0	6.1
V-243	Atlas™ + DR***	7.9	7.3	6.9	6.1

Pacing parameters: DDD, 2.5V, 0.5 ms, 60 ppm, 500 ohms

\* Battery voltage range 3.20-2.59. Two maximum charges per year.

\*\* Battery voltage range 3.20-2.59. Three maximum charges per year.

\*\*\* Battery voltage range: 3.20-2.45. Four maximum charges per year as well as monthly charging during the battery's mid-life voltage range.

†Capacitor maintenance interval: 1 charge per every 9 months

**SUMMARY INFORMATION**

**Dual-Chamber  
Implantable Cardioverter  
Defibrillator (ICD) Devices**

## Dual-Chamber Implantable Cardioverter Defibrillator (ICD) Devices Survival Probability Summary

### INCLUDING NORMAL BATTERY DEPLETION

MODELS	FAMILY	1 YEAR	2 YEAR	3 YEAR	4 YEAR	5 YEAR	6 YEAR	7 YEAR	8 YEAR	9 YEAR	10 YEAR
CDDRA500Q	Gallant™ DR*										
CD2411-36Q	Ellipse™ DR	99.90%	99.87%	99.79%	99.77%	99.70%	99.66%	99.54%			
CD2411-36C	Ellipse™ DR	99.81%	99.73%	99.73%	99.60%	99.41%	99.07%	98.88%			
CD2357-40Q	Fortify Assura™ DR	99.87%	99.81%	99.78%	99.76%	99.72%					
CD2357-40Q	Fortify Assura™ DR†	99.79%	99.32%	96.48%	91.28%	86.24%	83.09%	80.61%			
CD2357-40C	Fortify Assura™ DR	99.88%	99.86%	99.82%	99.82%	99.82%					
CD2357-40C	Fortify Assura™ DR†	99.72%	99.42%	97.40%	92.83%	88.36%	85.99%	84.68%			
CD2311-36Q	Ellipse™ DR	99.04%	98.01%	97.13%	95.83%	94.81%	92.57%	89.45%	87.70%		
CD2311-36	Ellipse™ DR	98.94%	97.68%	96.95%	96.09%	94.65%	92.93%	89.95%	88.42%		
CD2257-40Q	Fortify Assura™ DR†	99.87%	99.63%	99.15%	96.98%	93.38%	90.42%	88.88%	88.27%		
CD2257-40	Fortify Assura™ DR†	99.85%	99.62%	99.43%	98.00%	95.24%	92.68%	90.87%	90.33%		
CD2231-40Q	Fortify™ DR†	99.75%	99.54%	98.95%	98.01%	96.30%	93.32%	89.34%	86.62%	84.93%	83.43%
CD2231-40	Fortify™ DR†	99.88%	99.67%	99.16%	98.40%	96.81%	93.73%	90.11%	87.74%	86.83%	85.74%
CD2211-36Q	Current™ + DR	99.79%	99.34%	98.95%	98.48%	97.11%	93.49%	74.67%	32.80%	22.14%	21.18%
CD2211-36	Current™ + DR	99.75%	99.53%	99.16%	98.27%	97.45%	93.06%	68.50%	28.66%	21.56%	20.72%
2207-36	Current™ DR RF	99.64%	99.16%	98.52%	97.72%	96.40%	92.60%	76.85%	37.83%	20.10%	18.59%
V-268	Atlas™ II + DR	99.52%	99.18%	98.47%	96.82%	90.93%	63.83%	23.39%	11.21%	10.48%	10.20%
V-243	Atlas™ + DR	99.79%	99.58%	99.06%	98.09%	95.64%	89.70%	69.61%	33.69%	11.79%	9.13%

\*No survival probability is stated at one year due to the device not meeting the required minimum sample size of 200 U.S. implants with 12 consecutive months of data. Please refer to the individual graphs for data up to one year.

†Premature battery depletion advisory population.

## Dual-Chamber Implantable Cardioverter Defibrillator (ICD) Devices Survival Probability Summary

### EXCLUDING NORMAL BATTERY DEPLETION

MODELS	FAMILY	1 YEAR	2 YEAR	3 YEAR	4 YEAR	5 YEAR	6 YEAR	7 YEAR	8 YEAR	9 YEAR	10 YEAR
CDDRA500Q	Gallant™ DR*										
CD2411-36Q	Ellipse™ DR	99.91%	99.88%	99.83%	99.83%	99.83%	99.83%	99.83%			
CD2411-36C	Ellipse™ DR	99.81%	99.73%	99.73%	99.64%	99.57%	99.57%	99.38%			
CD2357-40Q	Fortify Assura™ DR	99.89%	99.84%	99.81%	99.79%	99.79%					
CD2357-40Q	Fortify Assura™ DR†	99.84%	99.40%	96.63%	91.47%	86.45%	83.39%	81.06%			
CD2357-40C	Fortify Assura™ DR	99.88%	99.86%	99.82%	99.82%	99.82%					
CD2357-40C	Fortify Assura™ DR†	99.80%	99.58%	97.60%	93.19%	88.79%	86.50%	85.17%			
CD2311-36Q	Ellipse™ DR	99.13%	98.16%	97.41%	96.31%	95.76%	95.22%	94.80%	94.23%		
CD2311-36	Ellipse™ DR	99.02%	98.02%	97.46%	96.91%	96.40%	96.21%	96.00%	96.00%		
CD2257-40Q	Fortify Assura™ DR†	99.87%	99.72%	99.33%	97.27%	93.75%	90.97%	89.75%	89.14%		
CD2257-40	Fortify Assura™ DR†	99.90%	99.73%	99.53%	98.18%	95.42%	93.15%	91.96%	91.42%		
CD2231-40Q	Fortify™ DR†	99.87%	99.76%	99.31%	98.61%	97.41%	95.08%	92.06%	89.69%	88.57%	88.30%
CD2231-40	Fortify™ DR†	99.95%	99.86%	99.49%	98.87%	97.76%	95.69%	93.71%	91.72%	91.04%	90.94%
CD2211-36Q	Current™ + DR	99.85%	99.58%	99.41%	99.23%	98.83%	98.55%	97.58%	95.82%	95.70%	95.70%
CD2211-36	Current™ + DR	99.90%	99.76%	99.47%	98.95%	98.76%	98.01%	96.60%	95.86%	95.86%	95.86%
2207-36	Current™ DR RF	99.75%	99.59%	99.21%	98.71%	98.20%	97.85%	97.01%	95.00%	93.98%	93.98%
V-268	Atlas™ II + DR	99.81%	99.68%	99.40%	99.10%	98.82%	98.47%	98.24%	98.00%	98.00%	98.00%
V-243	Atlas™ + DR	99.97%	99.90%	99.80%	99.62%	99.41%	99.15%	98.98%	98.77%	98.60%	98.60%

\*No survival probability is stated at one year due to the device not meeting the required minimum sample size of 200 U.S. implants with 12 consecutive months of data. Please refer to the individual graphs for data up to one year.

†Premature battery depletion advisory population.

# Dual-Chamber Implantable Cardioverter Defibrillator (ICD) Devices

## US Malfunction Summary

### WITH COMPROMISED THERAPY

MODELS	FAMILY	REGISTERED US IMPLANTS	PERCENT RETURNED FOR ANALYSIS	ELECTRICAL COMPONENT		ELECTRICAL INTERCONNECT		BATTERY		HIGH VOLTAGE CAPACITOR		SOFTWARE/FIRMWARE		MECHANICAL		POSSIBLE EARLY BATTERY DEPLETION		OTHER		TOTAL	
				QTY	RATE	QTY	RATE	QTY	RATE	QTY	RATE	QTY	RATE	QTY	RATE	QTY	RATE	QTY	RATE	QTY	RATE
CDDRA500Q	Gallant™ DR	585	0.00%	0	0.00%	0	0.00%	0	0.00%	0	0.00%	0	0.00%	0	0.00%	0	0.00%	0	0.00%	0	0.00%
CD2411-36Q	Ellipse™ DR	29,516	3.80%	1	<0.01%	1	<0.01%	0	0.00%	2	<0.01%	1	<0.01%	1	<0.01%	0	0.00%	2	<0.01%	8	0.03%
CD2411-36C	Ellipse™ DR	10,407	5.80%	3	0.03%	0	0.00%	0	0.00%	7	0.07%	0	0.00%	0	0.00%	0	0.00%	0	0.00%	10	0.10%
CD2357-40Q	Fortify Assura™ DR	36,065	3.10%	3	<0.01%	0	0.00%	1	<0.01%	3	<0.01%	0	0.00%	0	0.00%	0	0.00%	5	0.01%	12	0.03%
CD2357-40Q	Fortify Assura™ DR†	12,263	15.90%	3	0.02%	1	<0.01%	0	0.00%	0	0.00%	0	0.00%	0	0.00%	70	0.57%	1	<0.01%	75	0.61%
CD2357-40C	Fortify Assura™ DR	9,292	4.20%	2	0.02%	0	0.00%	0	0.00%	1	0.01%	0	0.00%	0	0.00%	0	0.00%	0	0.00%	3	0.03%
CD2357-40C	Fortify Assura™ DR†	6,956	17.20%	3	0.04%	2	0.03%	1	0.01%	0	0.00%	0	0.00%	0	0.00%	30	0.43%	2	0.03%	38	0.55%
CD2311-36Q	Ellipse™ DR	5,897	11.00%	3	0.05%	0	0.00%	0	0.00%	65	1.10%	1	0.02%	2	0.03%	0	0.00%	5	0.08%	76	1.29%
CD2311-36	Ellipse™ DR	3,747	12.10%	5	0.13%	0	0.00%	0	0.00%	22	0.59%	0	0.00%	4	0.11%	0	0.00%	5	0.13%	36	0.96%
CD2257-40Q	Fortify Assura™ DR†	6,798	15.30%	5	0.07%	0	0.00%	1	0.01%	0	0.00%	0	0.00%	0	0.00%	26	0.38%	3	0.04%	35	0.51%
CD2257-40	Fortify Assura™ DR†	4,235	17.50%	2	0.05%	0	0.00%	1	0.02%	1	0.02%	0	0.00%	0	0.00%	12	0.28%	0	0.00%	16	0.38%
CD2231-40Q	Fortify™ DR†	26,876	15.20%	10	0.04%	3	0.01%	28	0.10%	5	0.02%	1	<0.01%	0	0.00%	164	0.61%	16	0.06%	227	0.84%
CD2231-40	Fortify™ DR†	12,092	17.40%	8	0.07%	1	<0.01%	5	0.04%	8	0.07%	0	0.00%	0	0.00%	59	0.49%	5	0.04%	86	0.71%
CD2211-36Q	Current™ + DR	8,148	28.50%	6	0.07%	0	0.00%	6	0.07%	3	0.04%	1	0.01%	0	0.00%	4	0.05%	5	0.06%	25	0.31%
CD2211-36	Current™ + DR	6,272	29.50%	3	0.05%	2	0.03%	8	0.13%	1	0.02%	1	0.02%	0	0.00%	9	0.14%	6	0.10%	30	0.48%
2207-36	Current™ DR RF	22,390	28.80%	11	0.05%	6	0.03%	21	0.09%	1	<0.01%	4	0.02%	1	<0.01%	40	0.18%	35	0.16%	119	0.53%
V-268	Atlas™ II + DR	14,712	29.90%	6	0.04%	4	0.03%	9	0.06%	0	0.00%	0	0.00%	0	0.00%	19	0.13%	9	0.06%	47	0.32%
V-243	Atlas™ + DR	21,082	27.40%	5	0.02%	1	<0.01%	12	0.06%	1	<0.01%	0	0.00%	0	0.00%	6	0.03%	17	0.08%	42	0.20%

Definitions of malfunction categories can be found on [pages 5-6](#).

†Premature battery depletion advisory population.

# Dual-Chamber Implantable Cardioverter Defibrillator (ICD) Devices

## US Malfunction Summary

### WITHOUT COMPROMISED THERAPY

MODELS	FAMILY	REGISTERED US IMPLANTS	PERCENT RETURNED FOR ANALYSIS	ELECTRICAL COMPONENT		ELECTRICAL INTERCONNECT		BATTERY		HIGH VOLTAGE CAPACITOR		SOFTWARE/ FIRMWARE		MECHANICAL		POSSIBLE EARLY BATTERY DEPLETION		OTHER		TOTAL	
				QTY	RATE	QTY	RATE	QTY	RATE	QTY	RATE	QTY	RATE	QTY	RATE	QTY	RATE	QTY	RATE	QTY	RATE
CDDRA500Q	Gallant™ DR	585	0.00%	0	0.00%	0	0.00%	0	0.00%	0	0.00%	0	0.00%	0	0.00%	0	0.00%	0	0.00%	0	0.00%
CD2411-36Q	Ellipse™ DR	29,516	3.80%	3	0.01%	0	0.00%	0	0.00%	1	<0.01%	0	0.00%	3	0.01%	1	<0.01%	2	<0.01%	10	0.03%
CD2411-36C	Ellipse™ DR	10,407	5.80%	2	0.02%	0	0.00%	0	0.00%	1	<0.01%	0	0.00%	1	<0.01%	0	0.00%	1	<0.01%	5	0.05%
CD2357-40Q	Fortify Assura™ DR	36,065	3.10%	4	0.01%	0	0.00%	2	<0.01%	1	<0.01%	0	0.00%	2	<0.01%	1	<0.01%	0	0.00%	10	0.03%
CD2357-40Q	Fortify Assura™ DR†	12,263	15.90%	8	0.07%	0	0.00%	12	0.10%	0	0.00%	0	0.00%	1	<0.01%	451	3.68%	4	0.03%	476	3.88%
CD2357-40C	Fortify Assura™ DR	9,292	4.20%	2	0.02%	0	0.00%	0	0.00%	0	0.00%	0	0.00%	2	0.02%	0	0.00%	0	0.00%	4	0.04%
CD2357-40C	Fortify Assura™ DR†	6,956	17.20%	1	0.01%	1	0.01%	5	0.07%	0	0.00%	0	0.00%	0	0.00%	202	2.90%	1	0.01%	210	3.02%
CD2311-36Q	Ellipse™ DR	5,897	11.00%	5	0.08%	0	0.00%	1	0.02%	13	0.22%	0	0.00%	3	0.05%	0	0.00%	2	0.03%	24	0.41%
CD2311-36	Ellipse™ DR	3,747	12.10%	4	0.11%	0	0.00%	0	0.00%	8	0.21%	0	0.00%	3	0.08%	0	0.00%	1	0.03%	16	0.43%
CD2257-40Q	Fortify Assura™ DR†	6,798	15.30%	2	0.03%	0	0.00%	2	0.03%	0	0.00%	1	0.01%	1	0.01%	138	2.03%	1	0.01%	145	2.13%
CD2257-40	Fortify Assura™ DR†	4,235	17.50%	0	0.00%	0	0.00%	4	0.09%	0	0.00%	1	0.02%	0	0.00%	61	1.44%	3	0.07%	69	1.63%
CD2231-40Q	Fortify™ DR†	26,876	15.20%	9	0.03%	2	<0.01%	54	0.20%	2	<0.01%	2	<0.01%	0	0.00%	361	1.34%	6	0.02%	436	1.62%
CD2231-40	Fortify™ DR†	12,092	17.40%	3	0.02%	0	0.00%	9	0.07%	2	0.02%	0	0.00%	1	<0.01%	122	1.01%	5	0.04%	142	1.17%
CD2211-36Q	Current™ + DR	8,148	28.50%	6	0.07%	0	0.00%	8	0.10%	0	0.00%	22	0.27%	2	0.02%	3	0.04%	5	0.06%	46	0.56%
CD2211-36	Current™ + DR	6,272	29.50%	1	0.02%	0	0.00%	4	0.06%	0	0.00%	16	0.26%	1	0.02%	4	0.06%	2	0.03%	28	0.45%
2207-36	Current™ DR RF	22,390	28.80%	12	0.05%	2	<0.01%	9	0.04%	0	0.00%	48	0.21%	23	0.10%	21	0.09%	6	0.03%	121	0.54%
V-268	Atlas™ II + DR	14,712	29.90%	4	0.03%	0	0.00%	3	0.02%	0	0.00%	0	0.00%	1	<0.01%	6	0.04%	5	0.03%	19	0.13%
V-243	Atlas™ + DR	21,082	27.40%	3	0.01%	0	0.00%	4	0.02%	0	0.00%	0	0.00%	4	0.02%	4	0.02%	2	<0.01%	17	0.08%

Definitions of malfunction categories can be found on [pages 5-6](#).

†Premature battery depletion advisory population.

# Dual-Chamber Implantable Cardioverter Defibrillator (ICD) Devices

## Worldwide Malfunction Summary

### WITH COMPROMISED THERAPY

MODELS	FAMILY	WORLDWIDE SALES	PERCENT RETURNED FOR ANALYSIS	ELECTRICAL COMPONENT		ELECTRICAL INTERCONNECT		BATTERY		HIGH VOLTAGE CAPACITOR		SOFTWARE/FIRMWARE		MECHANICAL		POSSIBLE EARLY BATTERY DEPLETION		OTHER		TOTAL			
				QTY	RATE	QTY	RATE	QTY	RATE	QTY	RATE	QTY	RATE	QTY	RATE	QTY	RATE	QTY	RATE	QTY	RATE	QTY	RATE
CDDRA500Q	Gallant™ DR	1,235	0.08%	0	0.00%	0	0.00%	0	0.00%	0	0.00%	0	0.00%	0	0.00%	0	0.00%	0	0.00%	0	0.00%	0	0.00%
CD2411-36Q	Ellipse™ DR	30,003	3.95%	1	<0.01%	1	<0.01%	0	0.00%	2	<0.01%	1	<0.01%	1	<0.01%	0	0.00%	2	<0.01%	8	0.03%		
CD2411-36C	Ellipse™ DR	10,530	6.25%	3	0.03%	0	0.00%	0	0.00%	7	0.07%	0	0.00%	0	0.00%	0	0.00%	0	0.00%	10	0.09%		
CD2357-40Q	Fortify Assura™ DR	48,690	6.47%	6	0.01%	1	<0.01%	1	<0.01%	3	<0.01%	0	0.00%	0	0.00%	70	0.14%	6	0.01%	87	0.18%		
CD2357-40C	Fortify Assura™ DR	16,414	10.10%	5	0.03%	2	0.01%	1	<0.01%	1	<0.01%	0	0.00%	0	0.00%	30	0.18%	2	0.01%	41	0.25%		
CD2311-36Q	Ellipse™ DR	5,886	12.49%	3	0.05%	0	0.00%	0	0.00%	65	1.10%	1	0.02%	2	0.03%	0	0.00%	5	0.08%	76	1.29%		
CD2311-36	Ellipse™ DR	3,749	12.96%	5	0.13%	0	0.00%	0	0.00%	22	0.59%	0	0.00%	4	0.11%	0	0.00%	5	0.13%	36	0.96%		
CD2257-40Q	Fortify Assura™ DR	6,780	15.68%	5	0.07%	0	0.00%	1	0.01%	0	0.00%	0	0.00%	0	0.00%	26	0.38%	3	0.04%	35	0.52%		
CD2257-40	Fortify Assura™ DR	4,234	18.09%	2	0.05%	0	0.00%	1	0.02%	1	0.02%	0	0.00%	0	0.00%	12	0.28%	0	0.00%	16	0.38%		
CD2231-40Q	Fortify™ DR	28,656	15.00%	10	0.03%	3	0.01%	29	0.10%	5	0.02%	1	<0.01%	0	0.00%	172	0.60%	17	0.06%	237	0.83%		
CD2231-40	Fortify™ DR	15,777	14.32%	8	0.05%	2	0.01%	5	0.03%	8	0.05%	0	0.00%	0	0.00%	62	0.39%	6	0.04%	91	0.58%		
CD2211-36Q	Current™ + DR	15,224	18.03%	9	0.06%	1	<0.01%	8	0.05%	8	0.05%	1	<0.01%	0	0.00%	8	0.05%	16	0.11%	51	0.33%		
CD2211-36	Current™ + DR	13,483	14.98%	8	0.06%	5	0.04%	11	0.08%	4	0.03%	1	<0.01%	0	0.00%	12	0.09%	10	0.07%	51	0.38%		
2207-36	Current™ DR RF	33,051	23.18%	18	0.05%	11	0.03%	30	0.09%	12	0.04%	5	0.02%	2	<0.01%	60	0.18%	47	0.14%	185	0.56%		
V-268	Atlas™ II + DR	25,779	19.57%	15	0.06%	5	0.02%	19	0.07%	1	<0.01%	0	0.00%	0	0.00%	32	0.12%	20	0.08%	92	0.36%		
V-243	Atlas™ + DR	34,105	19.12%	5	0.01%	3	<0.01%	25	0.07%	1	<0.01%	0	0.00%	0	0.00%	14	0.04%	30	0.09%	78	0.23%		

Definitions of malfunction categories can be found on [pages 5-6](#).

# Dual-Chamber Implantable Cardioverter Defibrillator (ICD) Devices

## Worldwide Malfunction Summary

### WITHOUT COMPROMISED THERAPY

MODELS	FAMILY	WORLDWIDE SALES	PERCENT RETURNED FOR ANALYSIS	ELECTRICAL COMPONENT		ELECTRICAL INTERCONNECT		BATTERY		HIGH VOLTAGE CAPACITOR		SOFTWARE/FIRMWARE		MECHANICAL		POSSIBLE EARLY BATTERY DEPLETION		OTHER		TOTAL	
				QTY	RATE	QTY	RATE	QTY	RATE	QTY	RATE	QTY	RATE	QTY	RATE	QTY	RATE	QTY	RATE	QTY	RATE
CDDRA500Q	Gallant™ DR	1,235	0.08%	0	0.00%	0	0.00%	0	0.00%	0	0.00%	0	0.00%	0	0.00%	0	0.00%	0	0.00%	0	0.00%
CD2411-36Q	Ellipse™ DR	30,003	3.95%	3	<0.01%	0	0.00%	0	0.00%	1	<0.01%	0	0.00%	3	<0.01%	1	<0.01%	2	<0.01%	10	0.03%
CD2411-36C	Ellipse™ DR	10,530	6.25%	2	0.02%	0	0.00%	0	0.00%	1	<0.01%	0	0.00%	1	<0.01%	0	0.00%	1	<0.01%	5	0.05%
CD2357-40Q	Fortify Assura™ DR	48,690	6.47%	12	0.02%	0	0.00%	14	0.03%	1	<0.01%	0	0.00%	3	<0.01%	452	0.93%	4	<0.01%	486	1.00%
CD2357-40C	Fortify Assura™ DR	16,414	10.10%	3	0.02%	1	<0.01%	5	0.03%	0	0.00%	0	0.00%	2	0.01%	202	1.23%	1	<0.01%	214	1.30%
CD2311-36Q	Ellipse™ DR	5,886	12.49%	5	0.08%	0	0.00%	1	0.02%	13	0.22%	0	0.00%	3	0.05%	0	0.00%	2	0.03%	24	0.41%
CD2311-36	Ellipse™ DR	3,749	12.96%	4	0.11%	0	0.00%	0	0.00%	8	0.21%	0	0.00%	3	0.08%	0	0.00%	1	0.03%	16	0.43%
CD2257-40Q	Fortify Assura™ DR	6,780	15.68%	2	0.03%	0	0.00%	2	0.03%	0	0.00%	1	0.01%	1	0.01%	138	2.04%	1	0.01%	145	2.14%
CD2257-40	Fortify Assura™ DR	4,234	18.09%	0	0.00%	0	0.00%	4	0.09%	0	0.00%	1	0.02%	0	0.00%	61	1.44%	3	0.07%	69	1.63%
CD2231-40Q	Fortify™ DR	28,656	15.00%	11	0.04%	2	<0.01%	56	0.20%	2	<0.01%	2	<0.01%	0	0.00%	381	1.33%	6	0.02%	460	1.61%
CD2231-40	Fortify™ DR	15,777	14.32%	3	0.02%	0	0.00%	9	0.06%	2	0.01%	0	0.00%	2	0.01%	136	0.86%	5	0.03%	157	1.00%
CD2211-36Q	Current™ + DR	15,224	18.03%	12	0.08%	0	0.00%	11	0.07%	2	0.01%	26	0.17%	3	0.02%	8	0.05%	7	0.05%	69	0.45%
CD2211-36	Current™ + DR	13,483	14.98%	1	<0.01%	1	<0.01%	4	0.03%	1	<0.01%	19	0.14%	2	0.01%	5	0.04%	6	0.04%	39	0.29%
2207-36	Current™ DR RF	33,051	23.18%	19	0.06%	5	0.02%	15	0.05%	4	0.01%	109	0.33%	36	0.11%	29	0.09%	12	0.04%	229	0.69%
V-268	Atlas™ II + DR	25,779	19.57%	7	0.03%	0	0.00%	8	0.03%	1	<0.01%	0	0.00%	1	<0.01%	9	0.03%	6	0.02%	32	0.12%
V-243	Atlas™ + DR	34,105	19.12%	6	0.02%	0	0.00%	6	0.02%	0	0.00%	0	0.00%	8	0.02%	6	0.02%	4	0.01%	30	0.09%

Definitions of malfunction categories can be found on [pages 5-6](#).



## Dual-Chamber Implantable Cardioverter Defibrillator (ICD) Devices

### Actively Monitored Study Data Summary

#### QUALIFYING COMPLICATIONS

MODELS	NUMBER OF DEVICES ENROLLED	ACTIVE DEVICES ENROLLED	CUMULATIVE MONTHS OF FOLLOW-UP	INAPPROPRIATE SHOCK		LOSS OF TELEMETRY		PERICARDIAL EFFUSION		PREMATURE BATTERY DEPLETION		SKIN EROSION		TOTAL	
				QTY	RATE	QTY	RATE	QTY	RATE	QTY	RATE	QTY	RATE	QTY	RATE
CD2231-40Q	390	94	25,288	0	0.00%	0	0.00%	0	0.00%	7	1.79%	0	0.00%	7	1.79%
CD2231-40	177	45	9,475	0	0.00%	0	0.00%	0	0.00%	2	1.13%	0	0.00%	2	1.13%
CD2211-36Q	835	301	63,370	0	0.00%	0	0.00%	0	0.00%	4	0.48%	1	0.12%	5	0.60%
CD2211-36	122	12	6,443	1	0.82%	0	0.00%	0	0.00%	1	0.82%	0	0.00%	2	1.64%
2207-36	631	32	33,231	1	0.16%	0	0.00%	0	0.00%	0	0.00%	0	0.00%	1	0.16%
V-268	101	1	3,810	0	0.00%	0	0.00%	0	0.00%	0	0.00%	0	0.00%	0	0.00%

A list of of complications can be found on [page 12](#).

## Dual-Chamber Implantable Cardioverter Defibrillator (ICD) Devices

### Actively Monitored Study Data Summary

#### MALFUNCTIONS WITH COMPROMISED THERAPY

MODELS	FAMILY	NUMBER OF DEVICES ENROLLED	PERCENT RETURNED FOR ANALYSIS	ELECTRICAL COMPONENT		ELECTRICAL INTERCONNECT		BATTERY		HIGH VOLTAGE CAPACITOR		SOFTWARE/FIRMWARE		MECHANICAL		POSSIBLE EARLY BATTERY DEPLETION		OTHER		TOTAL	
				QTY	RATE	QTY	RATE	QTY	RATE	QTY	RATE	QTY	RATE	QTY	RATE	QTY	RATE	QTY	RATE	QTY	RATE
CD2231-40Q	Fortify™ DR	390	21.00%	0	0.00%	0	0.00%	1	0.26%	0	0.00%	0	0.00%	0	0.00%	2	0.51%	1	0.26%	4	1.03%
CD2231-40	Fortify™ DR	177	19.80%	0	0.00%	0	0.00%	0	0.00%	0	0.00%	0	0.00%	0	0.00%	1	0.56%	0	0.00%	1	0.56%
CD2211-36Q	Current™ + DR	835	35.90%	0	0.00%	0	0.00%	1	0.12%	0	0.00%	0	0.00%	0	0.00%	0	0.00%	1	0.12%	2	0.24%
CD2211-36	Current™ + DR	122	36.10%	0	0.00%	0	0.00%	0	0.00%	0	0.00%	0	0.00%	0	0.00%	0	0.00%	1	0.82%	1	0.82%
2207-36	Current™ DR RF	631	38.50%	0	0.00%	0	0.00%	0	0.00%	0	0.00%	0	0.00%	0	0.00%	1	0.16%	0	0.00%	1	0.16%
V-268	Atlas™ II + DR	101	33.70%	0	0.00%	0	0.00%	0	0.00%	0	0.00%	0	0.00%	0	0.00%	0	0.00%	2	1.98%	2	1.98%

#### MALFUNCTIONS WITHOUT COMPROMISED THERAPY

MODELS	FAMILY	NUMBER OF DEVICES ENROLLED	PERCENT RETURNED FOR ANALYSIS	ELECTRICAL COMPONENT		ELECTRICAL INTERCONNECT		BATTERY		HIGH VOLTAGE CAPACITOR		SOFTWARE/FIRMWARE		MECHANICAL		POSSIBLE EARLY BATTERY DEPLETION		OTHER		TOTAL	
				QTY	RATE	QTY	RATE	QTY	RATE	QTY	RATE	QTY	RATE	QTY	RATE	QTY	RATE	QTY	RATE	QTY	RATE
CD2231-40Q	Fortify™ DR	390	21.00%	0	0.00%	0	0.00%	1	0.26%	0	0.00%	0	0.00%	0	0.00%	7	1.79%	0	0.00%	8	2.05%
CD2231-40	Fortify™ DR	177	19.80%	0	0.00%	0	0.00%	0	0.00%	0	0.00%	0	0.00%	0	0.00%	3	1.69%	0	0.00%	3	1.69%
CD2211-36Q	Current™ + DR	835	35.90%	1	0.12%	0	0.00%	2	0.24%	0	0.00%	2	0.24%	0	0.00%	1	0.12%	2	0.24%	8	0.96%
CD2211-36	Current™ + DR	122	36.10%	0	0.00%	0	0.00%	0	0.00%	0	0.00%	2	1.64%	0	0.00%	0	0.00%	1	0.82%	3	2.46%
2207-36	Current™ DR RF	631	38.50%	0	0.00%	0	0.00%	0	0.00%	0	0.00%	2	0.32%	0	0.00%	1	0.16%	0	0.00%	3	0.48%
V-268	Atlas™ II + DR	101	33.70%	0	0.00%	0	0.00%	0	0.00%	0	0.00%	0	0.00%	0	0.00%	0	0.00%	0	0.00%	0	0.00%

Definitions of malfunction categories can be found on [pages 5-6](#).

**SINGLE-CHAMBER**  
**Implantable Cardioverter  
Defibrillator (ICD) Devices**

# Single-Chamber Implantable Cardioverter Defibrillator (ICD) Devices

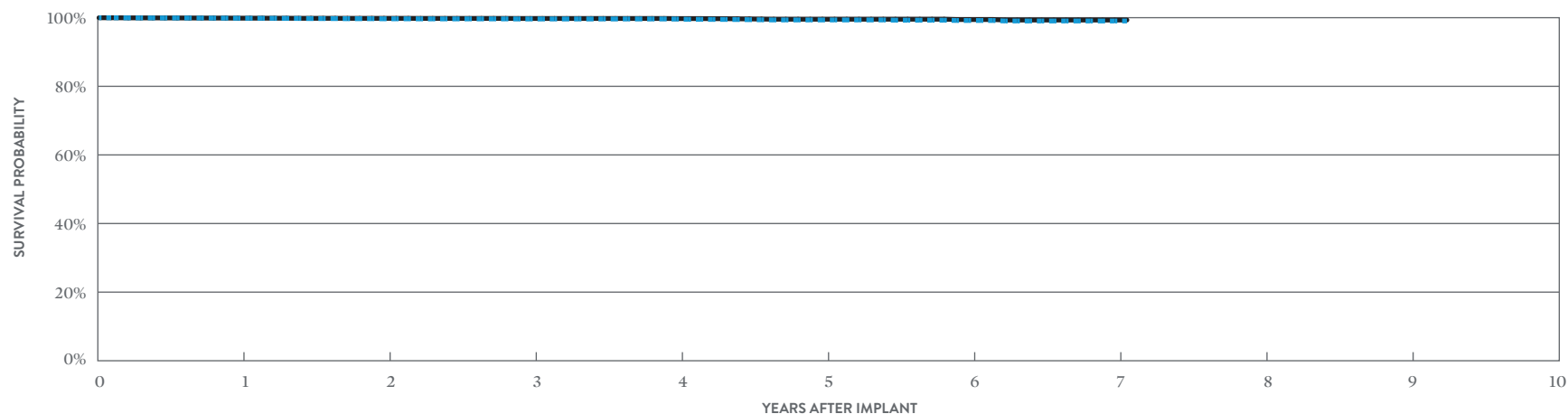
## CUSTOMER REPORTED PERFORMANCE DATA

### Ellipse™ VR

#### MODEL CD1411-36Q\*

US Regulatory Approval	June 2013
Registered US Implants	21,881
Estimated Active US Implants	14,657
Estimated Longevity	(see table on page 157)
Normal Battery Depletion	12
Max. Delivered Energy	36 joules
Number of US Advisories (see pgs. 310, 311, 313)	Three

	MALFUNCTIONS W/ COMPROMISED THERAPY		MALFUNCTIONS W/O COMPROMISED THERAPY	
	QTY	RATE	QTY	RATE
Electrical Component	4	0.02%	0	0.00%
Electrical Interconnect	0	0.00%	0	0.00%
Battery	0	0.00%	0	0.00%
High Voltage Capacitor	10	0.05%	3	0.01%
Software/Firmware	0	0.00%	1	<0.01%
Mechanical	0	0.00%	3	0.01%
Possible Early Battery Depletion	0	0.00%	1	<0.01%
Other	2	<0.01%	2	<0.01%
<b>Total</b>	<b>16</b>	<b>0.07%</b>	<b>10</b>	<b>0.05%</b>



#### INCLUDING NORMAL BATTERY DEPLETION

YEAR	1	2	3	4	5	6	7	AT 85 MONTHS
SURVIVAL PROBABILITY	99.84%	99.67%	99.63%	99.60%	99.34%	99.18%	99.04%	99.04%
± 1 STANDARD ERROR	0.03%	0.04%	0.05%	0.05%	0.08%	0.12%	0.16%	0.16%
SAMPLE SIZE	19,500	15,150	11,360	8,080	5,380	2,960	1,010	240

#### EXCLUDING NORMAL BATTERY DEPLETION

YEAR	1	2	3	4	5	6	7	AT 85 MONTHS
SURVIVAL PROBABILITY	99.86%	99.81%	99.77%	99.74%	99.56%	99.46%	99.32%	99.32%
± 1 STANDARD ERROR	0.02%	0.03%	0.04%	0.04%	0.07%	0.10%	0.14%	0.14%

\*DF4-LLHH connector type.

# Single-Chamber Implantable Cardioverter Defibrillator (ICD) Devices

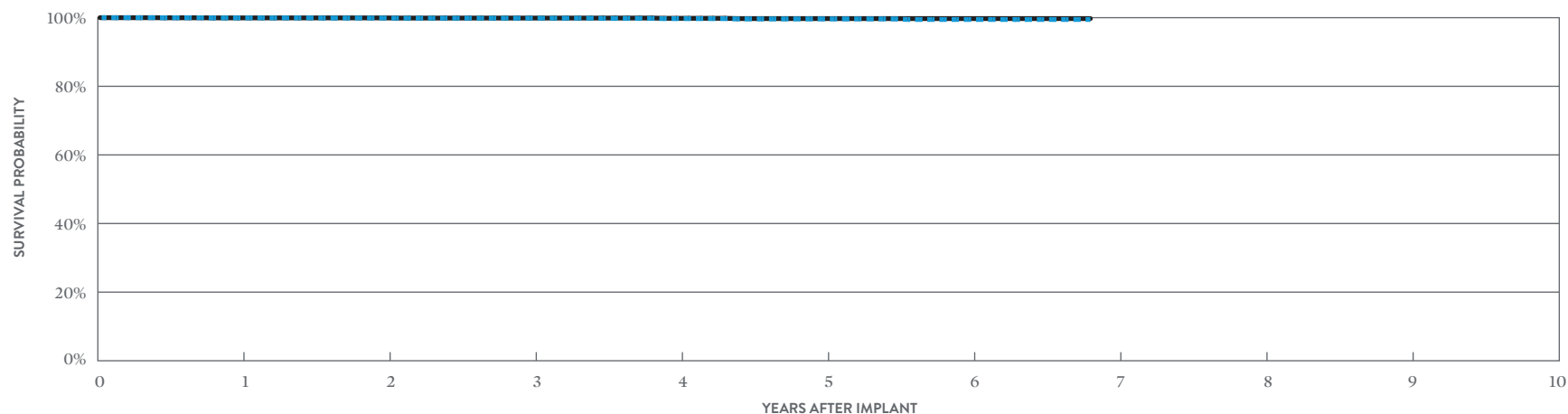
## CUSTOMER REPORTED PERFORMANCE DATA

### Ellipse™ VR

#### MODEL CD1411-36C\*

US Regulatory Approval	June 2013
Registered US Implants	6,854
Estimated Active US Implants	4,290
Estimated Longevity	(see table on page 157)
Normal Battery Depletion	3
Max. Delivered Energy	36 joules
Number of US Advisories (see pgs. 310, 311, 313)	Three

	MALFUNCTIONS W/ COMPROMISED THERAPY		MALFUNCTIONS W/O COMPROMISED THERAPY	
	QTY	RATE	QTY	RATE
Electrical Component	0	0.00%	2	0.03%
Electrical Interconnect	0	0.00%	0	0.00%
Battery	0	0.00%	0	0.00%
High Voltage Capacitor	0	0.00%	1	0.01%
Software/Firmware	0	0.00%	0	0.00%
Mechanical	0	0.00%	1	0.01%
Possible Early Battery Depletion	0	0.00%	0	0.00%
Other	0	0.00%	1	0.01%
<b>Total</b>	<b>0</b>	<b>0.00%</b>	<b>5</b>	<b>0.07%</b>



#### INCLUDING NORMAL BATTERY DEPLETION

YEAR	1	2	3	4	5	6	AT 82 MONTHS
SURVIVAL PROBABILITY	99.94%	99.90%	99.86%	99.72%	99.64%	99.47%	99.47%
± 1 STANDARD ERROR	0.03%	0.04%	0.05%	0.08%	0.10%	0.16%	0.16%
SAMPLE SIZE	6,340	5,370	4,320	3,220	2,240	1,260	230

#### EXCLUDING NORMAL BATTERY DEPLETION

YEAR	1	2	3	4	5	6	AT 82 MONTHS
SURVIVAL PROBABILITY	99.94%	99.94%	99.89%	99.82%	99.74%	99.74%	99.74%
± 1 STANDARD ERROR	0.03%	0.03%	0.04%	0.07%	0.09%	0.09%	0.09%

\*Parylene coating.

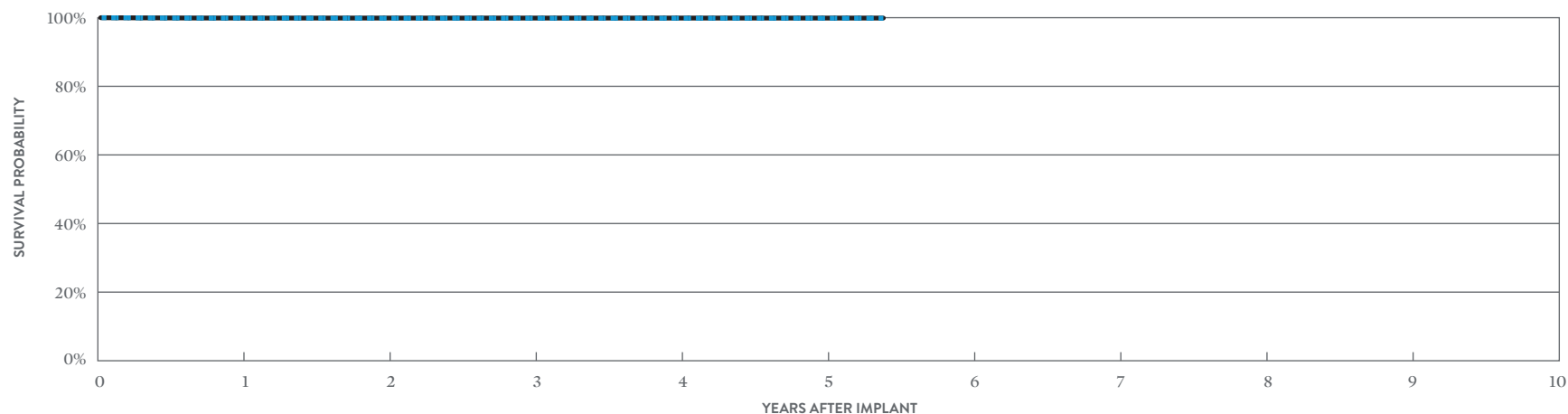
# Single-Chamber Implantable Cardioverter Defibrillator (ICD) Devices

## CUSTOMER REPORTED PERFORMANCE DATA

### Fortify Assura™ VR

#### MODEL CD1357-40Q\* (NON-BATTERY ADVISORY POPULATION)

		MALFUNCTIONS W/ COMPROMISED THERAPY		MALFUNCTIONS W/O COMPROMISED THERAPY		
		QTY	RATE	QTY	RATE	
US Regulatory Approval	June 2013	Electrical Component	2	<0.01%	1	<0.01%
Registered US Implants	22,869	Electrical Interconnect	2	<0.01%	0	0.00%
Estimated Active US Implants	16,669	Battery	0	0.00%	0	0.00%
Estimated Longevity	(see table on page 157)	High Voltage Capacitor	0	0.00%	0	0.00%
Normal Battery Depletion	4	Software/Firmware	0	0.00%	1	<0.01%
Max. Delivered Energy	40 joules	Mechanical	0	0.00%	1	<0.01%
Number of US Advisories (see pg. 311)	One	Possible Early Battery Depletion	0	0.00%	0	0.00%
		Other	3	0.01%	0	0.00%
		<b>Total</b>	<b>7</b>	<b>0.03%</b>	<b>3</b>	<b>0.01%</b>



#### INCLUDING NORMAL BATTERY DEPLETION

YEAR	1	2	3	4	5	AT 65 MONTHS
SURVIVAL PROBABILITY	99.88%	99.84%	99.84%	99.84%	99.84%	99.84%
± 1 STANDARD ERROR	0.02%	0.03%	0.03%	0.03%	0.03%	0.03%
SAMPLE SIZE	20,070	14,830	10,270	6,490	3,030	320

#### EXCLUDING NORMAL BATTERY DEPLETION

YEAR	1	2	3	4	5	AT 65 MONTHS
SURVIVAL PROBABILITY	99.90%	99.89%	99.89%	99.89%	99.89%	99.89%
± 1 STANDARD ERROR	0.02%	0.02%	0.02%	0.02%	0.02%	0.02%

\*DF4-LLHH connector type.

# Single-Chamber Implantable Cardioverter Defibrillator (ICD) Devices

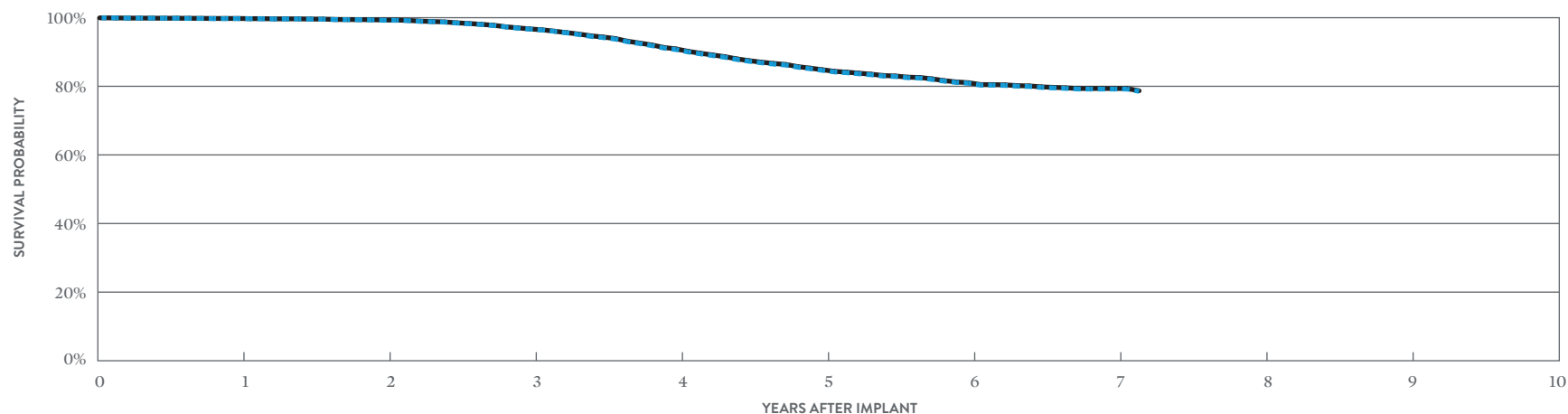
## CUSTOMER REPORTED PERFORMANCE DATA

### Fortify Assura™ VR

#### MODEL CD1357-40Q\* (BATTERY ADVISORY POPULATION)

US Regulatory Approval	June 2013
Registered US Implants	10,214
Estimated Active US Implants	4,936
Estimated Longevity	(see table on page 157)
Normal Battery Depletion	6
Max. Delivered Energy	40 joules
Number of US Advisories (see pgs. 311, 312)	Three

	MALFUNCTIONS W/ COMPROMISED THERAPY		MALFUNCTIONS W/O COMPROMISED THERAPY	
	QTY	RATE	QTY	RATE
Electrical Component	5	0.05%	8	0.08%
Electrical Interconnect	1	<0.01%	0	0.00%
Battery	0	0.00%	4	0.04%
High Voltage Capacitor	2	0.02%	0	0.00%
Software/Firmware	1	<0.01%	0	0.00%
Mechanical	0	0.00%	0	0.00%
Possible Early Battery Depletion	65	0.64%	439	4.30%
Other	4	0.04%	4	0.04%
<b>Total</b>	<b>78</b>	<b>0.76%</b>	<b>455</b>	<b>4.45%</b>



#### INCLUDING NORMAL BATTERY DEPLETION

YEAR	1	2	3	4	5	6	7	AT 86 MONTHS
SURVIVAL PROBABILITY	99.74%	99.24%	96.63%	90.60%	84.47%	80.67%	78.99%	78.31%
± 1 STANDARD ERROR	0.05%	0.09%	0.19%	0.33%	0.43%	0.49%	0.56%	0.56%
SAMPLE SIZE	9,590	8,480	7,550	6,700	5,840	4,050	1,540	270

#### EXCLUDING NORMAL BATTERY DEPLETION

YEAR	1	2	3	4	5	6	7	AT 86 MONTHS
SURVIVAL PROBABILITY	99.77%	99.31%	96.70%	90.79%	84.64%	80.83%	79.15%	78.47%
± 1 STANDARD ERROR	0.05%	0.08%	0.19%	0.33%	0.42%	0.49%	0.56%	0.56%

\*DF4-LLHH connector type.

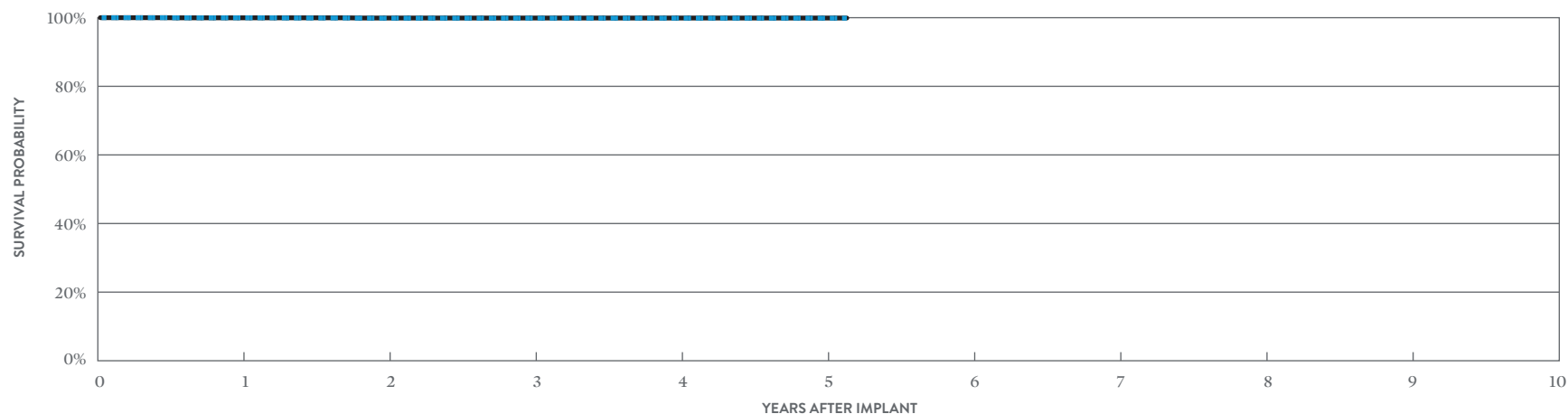
# Single-Chamber Implantable Cardioverter Defibrillator (ICD) Devices

## CUSTOMER REPORTED PERFORMANCE DATA

### Fortify Assura™ VR

#### MODEL CD1357-40C\* (NON-BATTERY ADVISORY POPULATION)

		MALFUNCTIONS W/ COMPROMISED THERAPY		MALFUNCTIONS W/O COMPROMISED THERAPY		
		QTY	RATE	QTY	RATE	
US Regulatory Approval	June 2013	Electrical Component	0	0.00%	0	0.00%
Registered US Implants	5,276	Electrical Interconnect	0	0.00%	0	0.00%
Estimated Active US Implants	3,647	Battery	0	0.00%	0	0.00%
Estimated Longevity	(see table on page 157)	High Voltage Capacitor	0	0.00%	0	0.00%
Normal Battery Depletion	1	Software/Firmware	0	0.00%	0	0.00%
Max. Delivered Energy	40 joules	Mechanical	0	0.00%	1	0.02%
Number of US Advisories (see pg. 311)	One	Possible Early Battery Depletion	0	0.00%	1	0.02%
		Other	0	0.00%	0	0.00%
		<b>Total</b>	<b>0</b>	<b>0.00%</b>	<b>2</b>	<b>0.04%</b>



#### INCLUDING NORMAL BATTERY DEPLETION

YEAR	1	2	3	4	5	AT 62 MONTHS
SURVIVAL PROBABILITY	99.96%	99.86%	99.86%	99.86%	99.86%	99.86%
± 1 STANDARD ERROR	0.03%	0.06%	0.06%	0.06%	0.06%	0.06%
SAMPLE SIZE	4,830	3,970	2,930	1,730	740	250

#### EXCLUDING NORMAL BATTERY DEPLETION

YEAR	1	2	3	4	5	AT 62 MONTHS
SURVIVAL PROBABILITY	99.96%	99.90%	99.90%	99.90%	99.90%	99.90%
± 1 STANDARD ERROR	0.03%	0.05%	0.05%	0.05%	0.05%	0.05%

\*Parylene coating.



# Single-Chamber Implantable Cardioverter Defibrillator (ICD) Devices

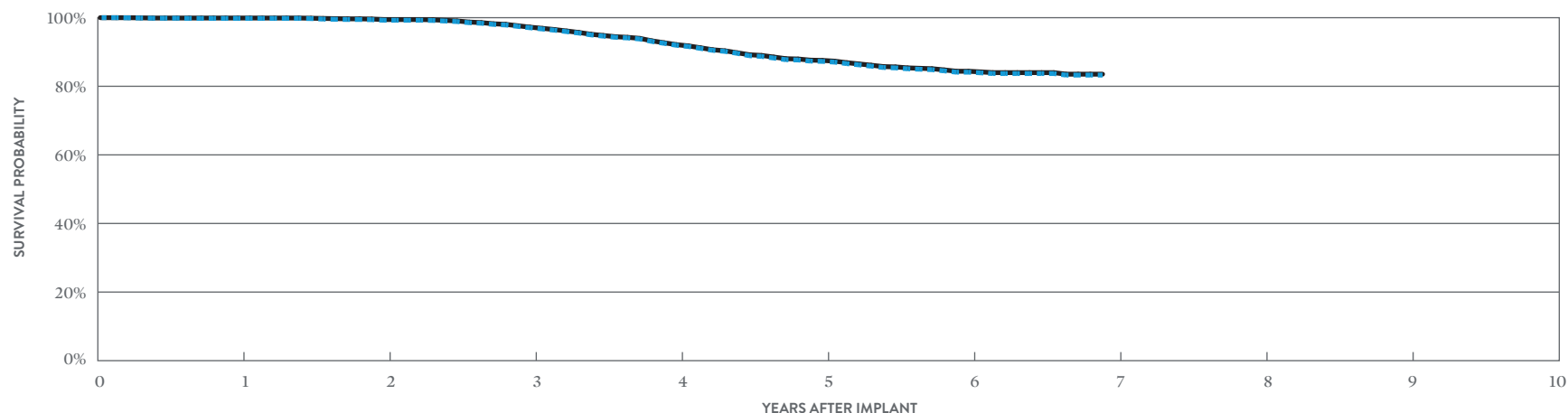
## CUSTOMER REPORTED PERFORMANCE DATA

### Fortify Assura™ VR

#### MODEL CD1357-40C\* (BATTERY ADVISORY POPULATION)

US Regulatory Approval	June 2013
Registered US Implants	4,131
Estimated Active US Implants	1,973
Estimated Longevity	(see table on page 157)
Normal Battery Depletion	4
Max. Delivered Energy	40 joules
Number of US Advisories (see pgs. 311, 312)	Three

	MALFUNCTIONS W/ COMPROMISED THERAPY		MALFUNCTIONS W/O COMPROMISED THERAPY	
	QTY	RATE	QTY	RATE
Electrical Component	3	0.07%	1	0.02%
Electrical Interconnect	0	0.00%	0	0.00%
Battery	0	0.00%	4	0.10%
High Voltage Capacitor	1	0.02%	0	0.00%
Software/Firmware	0	0.00%	1	0.02%
Mechanical	1	0.02%	0	0.00%
Possible Early Battery Depletion	9	0.22%	146	3.53%
Other	0	0.00%	2	0.05%
<b>Total</b>	<b>14</b>	<b>0.34%</b>	<b>154</b>	<b>3.73%</b>



#### INCLUDING NORMAL BATTERY DEPLETION

YEAR	1	2	3	4	5	6	AT 83 MONTHS
SURVIVAL PROBABILITY	99.80%	99.25%	97.03%	91.96%	87.26%	84.08%	83.22%
± 1 STANDARD ERROR	0.07%	0.13%	0.28%	0.49%	0.63%	0.74%	0.82%
SAMPLE SIZE	3,880	3,410	3,000	2,660	2,270	1,490	230

#### EXCLUDING NORMAL BATTERY DEPLETION

YEAR	1	2	3	4	5	6	AT 83 MONTHS
SURVIVAL PROBABILITY	99.90%	99.44%	97.21%	92.13%	87.54%	84.35%	83.49%
± 1 STANDARD ERROR	0.05%	0.11%	0.28%	0.49%	0.63%	0.73%	0.82%

\*Parylene coating.

# Single-Chamber Implantable Cardioverter Defibrillator (ICD) Devices

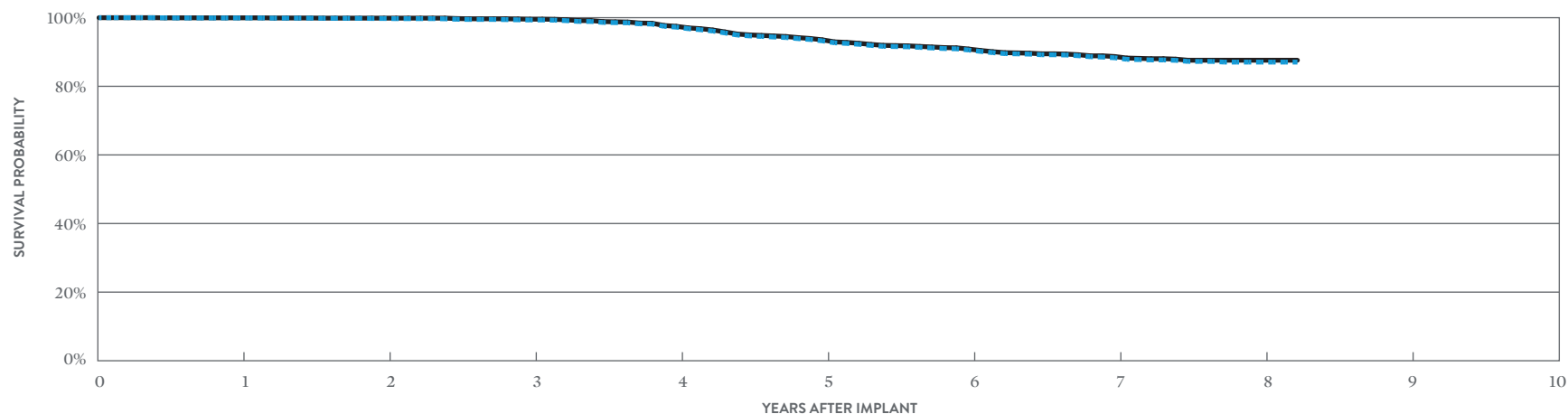
## CUSTOMER REPORTED PERFORMANCE DATA

### Fortify Assura™ VR

#### MODEL CD1257-40Q\* (BATTERY ADVISORY POPULATION)

US Regulatory Approval	May 2012
Registered US Implants	5,079
Estimated Active US Implants	2,241
Estimated Longevity	(see table on page 157)
Normal Battery Depletion	8
Max. Delivered Energy	40 joules
Number of US Advisories (see pgs. 311, 312)	Three

	MALFUNCTIONS W/ COMPROMISED THERAPY		MALFUNCTIONS W/O COMPROMISED THERAPY	
	QTY	RATE	QTY	RATE
Electrical Component	1	0.02%	1	0.02%
Electrical Interconnect	1	0.02%	0	0.00%
Battery	0	0.00%	3	0.06%
High Voltage Capacitor	0	0.00%	0	0.00%
Software/Firmware	0	0.00%	0	0.00%
Mechanical	0	0.00%	0	0.00%
Possible Early Battery Depletion	20	0.39%	125	2.46%
Other	1	0.02%	0	0.00%
<b>Total</b>	<b>23</b>	<b>0.45%</b>	<b>129</b>	<b>2.54%</b>



#### INCLUDING NORMAL BATTERY DEPLETION

YEAR	1	2	3	4	5	6	7	8	AT 99 MONTHS
SURVIVAL PROBABILITY	99.92%	99.77%	99.33%	97.24%	93.26%	90.60%	88.34%	87.08%	87.08%
± 1 STANDARD ERROR	0.04%	0.07%	0.12%	0.26%	0.42%	0.50%	0.57%	0.63%	0.63%
SAMPLE SIZE	4,790	4,270	3,810	3,400	3,060	2,750	2,330	1,230	260

#### EXCLUDING NORMAL BATTERY DEPLETION

YEAR	1	2	3	4	5	6	7	8	AT 99 MONTHS
SURVIVAL PROBABILITY	99.96%	99.87%	99.57%	97.48%	93.55%	90.89%	88.70%	87.63%	87.63%
± 1 STANDARD ERROR	0.03%	0.05%	0.10%	0.25%	0.41%	0.50%	0.56%	0.61%	0.61%

\*DF4-LLHH connector type.

# Single-Chamber Implantable Cardioverter Defibrillator (ICD) Devices

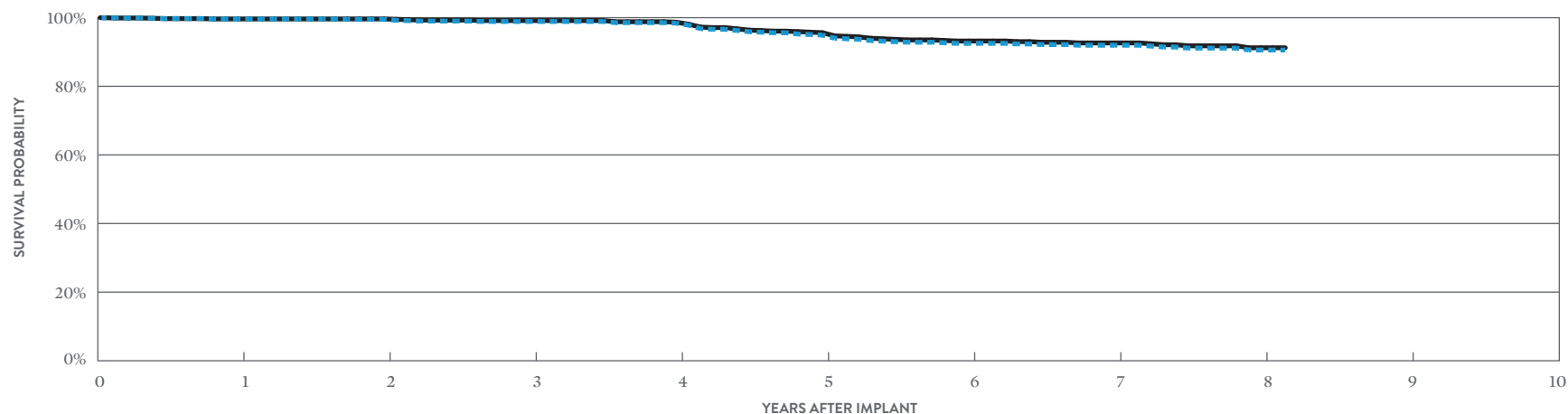
## CUSTOMER REPORTED PERFORMANCE DATA

### Fortify Assura™ VR

#### MODEL CD1257-40 (BATTERY ADVISORY POPULATION)

US Regulatory Approval	May 2012
Registered US Implants	2,294
Estimated Active US Implants	989
Estimated Longevity	(see table on page 157)
Normal Battery Depletion	4
Max. Delivered Energy	40 joules
Number of US Advisories (see pgs. 311, 312)	Three

	MALFUNCTIONS W/ COMPROMISED THERAPY		MALFUNCTIONS W/O COMPROMISED THERAPY	
	QTY	RATE	QTY	RATE
Electrical Component	1	0.04%	0	0.00%
Electrical Interconnect	2	0.09%	0	0.00%
Battery	1	0.04%	2	0.09%
High Voltage Capacitor	0	0.00%	0	0.00%
Software/Firmware	0	0.00%	0	0.00%
Mechanical	0	0.00%	0	0.00%
Possible Early Battery Depletion	7	0.31%	34	1.48%
Other	2	0.09%	1	0.04%
<b>Total</b>	<b>13</b>	<b>0.57%</b>	<b>37</b>	<b>1.61%</b>



#### INCLUDING NORMAL BATTERY DEPLETION

YEAR	1	2	3	4	5	6	7	8	AT 98 MONTHS
SURVIVAL PROBABILITY	99.63%	99.52%	98.89%	98.41%	94.91%	92.49%	91.95%	90.50%	90.50%
± 1 STANDARD ERROR	0.13%	0.15%	0.24%	0.29%	0.57%	0.71%	0.74%	0.91%	0.91%
SAMPLE SIZE	2,140	1,880	1,670	1,480	1,320	1,170	960	530	210

#### EXCLUDING NORMAL BATTERY DEPLETION

YEAR	1	2	3	4	5	6	7	8	AT 98 MONTHS
SURVIVAL PROBABILITY	99.63%	99.63%	99.16%	98.68%	95.61%	93.18%	92.63%	91.17%	91.17%
± 1 STANDARD ERROR	0.13%	0.13%	0.21%	0.26%	0.53%	0.68%	0.71%	0.89%	0.89%

# Single-Chamber Implantable Cardioverter Defibrillator (ICD) Devices

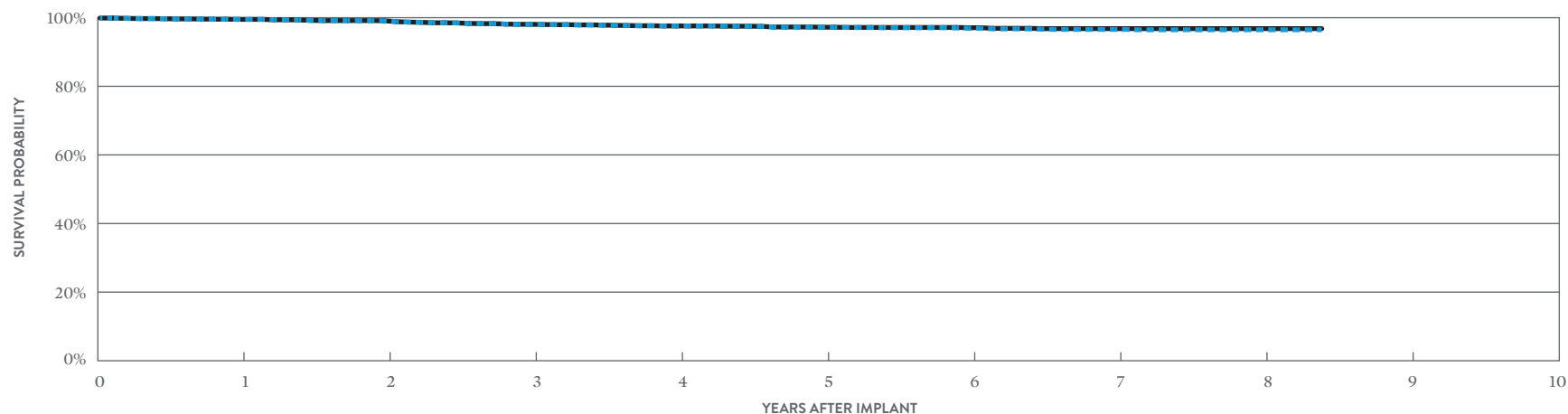
## CUSTOMER REPORTED PERFORMANCE DATA

### Ellipse™ VR

#### MODEL CD1311-36Q\*

US Regulatory Approval	May 2012
Registered US Implants	4,742
Estimated Active US Implants	2,173
Estimated Longevity	(see table on page 157)
Normal Battery Depletion	4
Max. Delivered Energy	36 joules
Number of US Advisories (see pgs. 311, 313)	Two

	MALFUNCTIONS W/ COMPROMISED THERAPY		MALFUNCTIONS W/O COMPROMISED THERAPY	
	QTY	RATE	QTY	RATE
Electrical Component	2	0.04%	2	0.04%
Electrical Interconnect	0	0.00%	0	0.00%
Battery	0	0.00%	0	0.00%
High Voltage Capacitor	37	0.78%	4	0.08%
Software/Firmware	1	0.02%	0	0.00%
Mechanical	1	0.02%	0	0.00%
Possible Early Battery Depletion	0	0.00%	0	0.00%
Other	1	0.02%	3	0.06%
<b>Total</b>	<b>42</b>	<b>0.89%</b>	<b>9</b>	<b>0.19%</b>



#### INCLUDING NORMAL BATTERY DEPLETION

YEAR	1	2	3	4	5	6	7	8	AT 101 MONTHS
SURVIVAL PROBABILITY	99.51%	99.11%	98.06%	97.57%	97.19%	96.90%	96.54%	96.44%	96.44%
± 1 STANDARD ERROR	0.10%	0.14%	0.22%	0.25%	0.27%	0.29%	0.32%	0.32%	0.32%
SAMPLE SIZE	4,450	3,940	3,520	3,170	2,890	2,640	2,290	1,330	260

#### EXCLUDING NORMAL BATTERY DEPLETION

YEAR	1	2	3	4	5	6	7	8	AT 101 MONTHS
SURVIVAL PROBABILITY	99.51%	99.11%	98.06%	97.57%	97.19%	97.04%	96.77%	96.77%	96.77%
± 1 STANDARD ERROR	0.10%	0.14%	0.22%	0.25%	0.27%	0.28%	0.30%	0.30%	0.30%

\*DF4-LLHH connector type.

# Single-Chamber Implantable Cardioverter Defibrillator (ICD) Devices

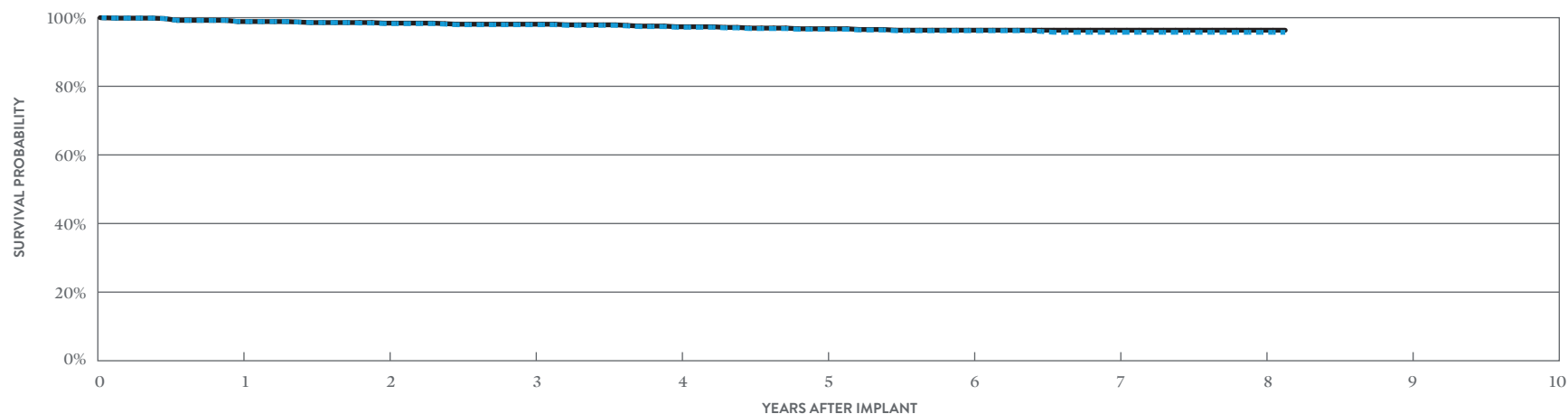
## CUSTOMER REPORTED PERFORMANCE DATA

### Ellipse™ VR

#### MODEL CD1311-36

US Regulatory Approval	May 2012
Registered US Implants	1,620
Estimated Active US Implants	754
Estimated Longevity	(see table on page 157)
Normal Battery Depletion	3
Max. Delivered Energy	36 joules
Number of US Advisories (see pgs. 311, 313)	Two

	MALFUNCTIONS W/ COMPROMISED THERAPY		MALFUNCTIONS W/O COMPROMISED THERAPY	
	QTY	RATE	QTY	RATE
Electrical Component	4	0.25%	1	0.06%
Electrical Interconnect	1	0.06%	0	0.00%
Battery	0	0.00%	0	0.00%
High Voltage Capacitor	8	0.49%	2	0.12%
Software/Firmware	0	0.00%	1	0.06%
Mechanical	2	0.12%	1	0.06%
Possible Early Battery Depletion	0	0.00%	0	0.00%
Other	1	0.06%	0	0.00%
<b>Total</b>	<b>16</b>	<b>0.99%</b>	<b>5</b>	<b>0.31%</b>



#### INCLUDING NORMAL BATTERY DEPLETION

YEAR	1	2	3	4	5	6	7	8	AT 98 MONTHS
SURVIVAL PROBABILITY	98.88%	98.29%	97.96%	97.23%	96.63%	96.21%	95.74%	95.74%	95.74%
± 1 STANDARD ERROR	0.22%	0.32%	0.38%	0.43%	0.51%	0.55%	0.60%	0.60%	0.60%
SAMPLE SIZE	1,520	1,350	1,210	1,090	980	900	770	450	200

#### EXCLUDING NORMAL BATTERY DEPLETION

YEAR	1	2	3	4	5	6	7	8	AT 98 MONTHS
SURVIVAL PROBABILITY	98.88%	98.43%	98.11%	97.38%	96.78%	96.35%	96.35%	96.35%	96.35%
± 1 STANDARD ERROR	0.22%	0.31%	0.36%	0.42%	0.50%	0.54%	0.54%	0.54%	0.54%

# Single-Chamber Implantable Cardioverter Defibrillator (ICD) Devices

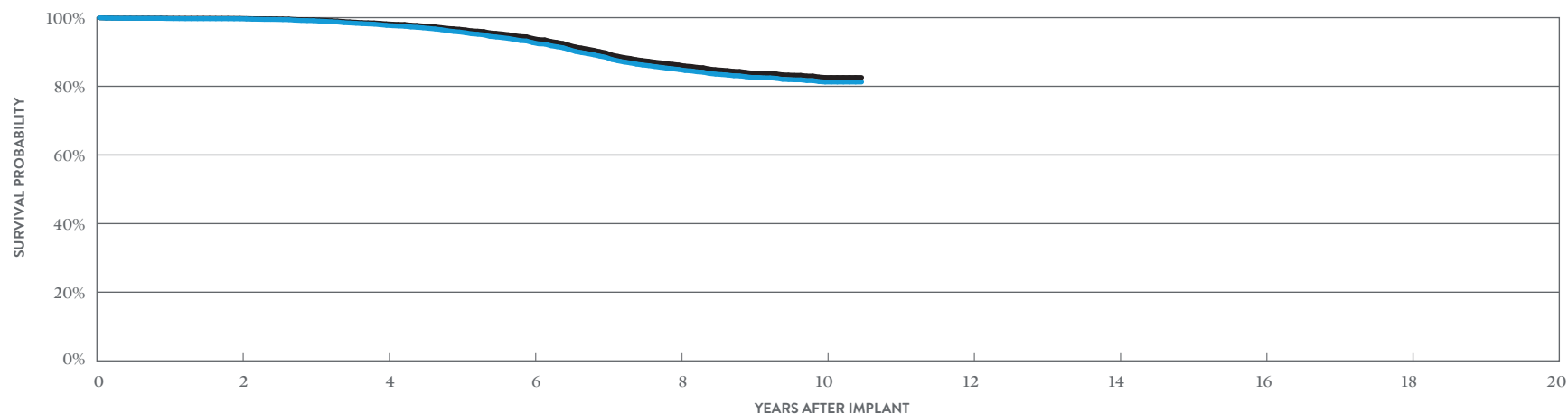
## CUSTOMER REPORTED PERFORMANCE DATA

### Fortify™ VR

#### MODEL CD1231-40Q\* (BATTERY ADVISORY POPULATION)

US Regulatory Approval	May 2010
Registered US Implants	16,184
Estimated Active US Implants	5,869
Estimated Longevity	(see table on page 157)
Normal Battery Depletion	59
Max. Delivered Energy	40 joules
Number of US Advisories (see pgs. 311, 312)	Three

	MALFUNCTIONS W/ COMPROMISED THERAPY		MALFUNCTIONS W/O COMPROMISED THERAPY	
	QTY	RATE	QTY	RATE
Electrical Component	7	0.04%	8	0.05%
Electrical Interconnect	2	0.01%	0	0.00%
Battery	18	0.11%	46	0.28%
High Voltage Capacitor	1	<0.01%	1	<0.01%
Software/Firmware	0	0.00%	1	<0.01%
Mechanical	0	0.00%	0	0.00%
Possible Early Battery Depletion	129	0.80%	338	2.09%
Other	9	0.06%	4	0.02%
<b>Total</b>	<b>166</b>	<b>1.03%</b>	<b>398</b>	<b>2.46%</b>



#### INCLUDING NORMAL BATTERY DEPLETION

YEAR	2	4	6	8	10	AT 126 MONTHS
SURVIVAL PROBABILITY	99.67%	97.76%	92.74%	84.96%	81.32%	81.32%
± 1 STANDARD ERROR	0.05%	0.13%	0.25%	0.38%	0.46%	0.47%
SAMPLE SIZE	13,330	10,780	8,630	6,770	2,480	310

#### EXCLUDING NORMAL BATTERY DEPLETION

YEAR	2	4	6	8	10	AT 126 MONTHS
SURVIVAL PROBABILITY	99.79%	98.22%	93.96%	86.28%	82.64%	82.64%
± 1 STANDARD ERROR	0.04%	0.12%	0.23%	0.37%	0.46%	0.46%

\*DF4-LLHH connector type.

# Single-Chamber Implantable Cardioverter Defibrillator (ICD) Devices

## ACTIVELY MONITORED STUDY DATA

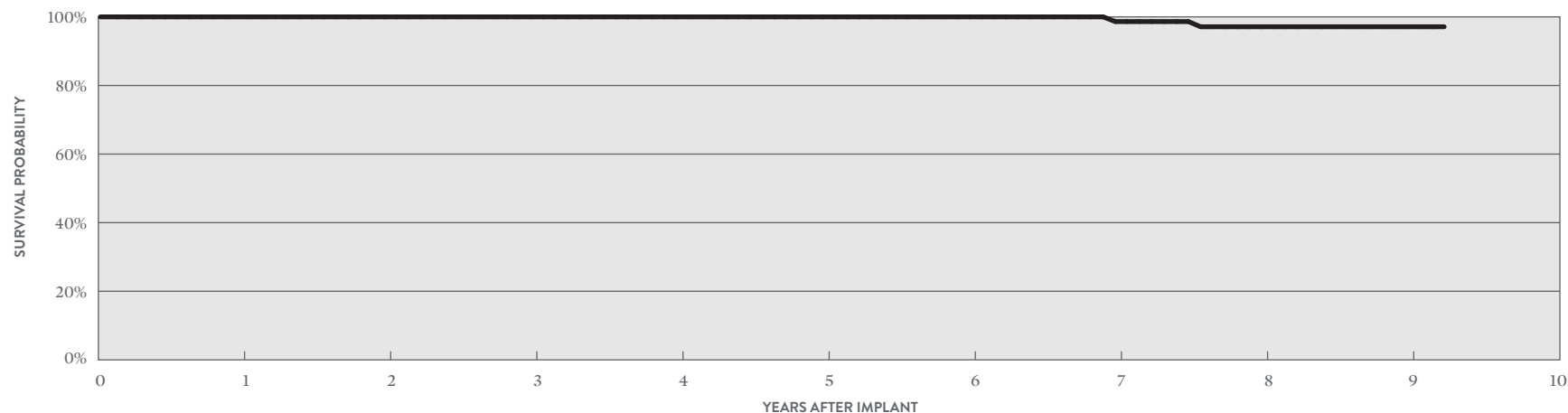
### Fortify™ VR

#### MODEL CD1231-40Q\*

US Regulatory Approval	May 2010
Number of Devices Enrolled in Study	160
Active Devices Enrolled in Study	52
Cumulative Months of Follow-up	11,686
Estimated Longevity	(see table on page 157)
Max. Delivered Energy	40 joules

QUALIFYING COMPLICATIONS	QTY	RATE
Premature Battery Depletion	2	1.25%

	MALFUNCTIONS W/ COMPROMISED THERAPY		MALFUNCTIONS W/O COMPROMISED THERAPY	
	QTY	RATE	QTY	RATE
Electrical Component	0	0.00%	0	0.00%
Electrical Interconnect	0	0.00%	0	0.00%
Battery	0	0.00%	1	0.63%
High Voltage Capacitor	1	0.63%	0	0.00%
Software/Firmware	0	0.00%	0	0.00%
Mechanical	0	0.00%	0	0.00%
Possible Early Battery Depletion	4	2.50%	5	3.13%
Other	0	0.00%	0	0.00%
<b>Total</b>	<b>5</b>	<b>3.13%</b>	<b>6</b>	<b>3.75%</b>



#### ACTIVELY MONITORED STUDY DATA

YEAR	1	2	3	4	5	6	7	8	9	AT 111 MONTHS
SURVIVAL PROBABILITY	100.00%	100.00%	100.00%	100.00%	100.00%	100.00%	98.63%	97.12%	97.12%	97.12%
± 1 STANDARD ERROR	0.00%	0.00%	0.00%	0.00%	0.00%	0.00%	0.00%	2.01%	2.01%	2.01%
SAMPLE SIZE	160	150	130	110	100	90	80	70	60	50

\*DF4-LLHH connector type.

# Single-Chamber Implantable Cardioverter Defibrillator (ICD) Devices

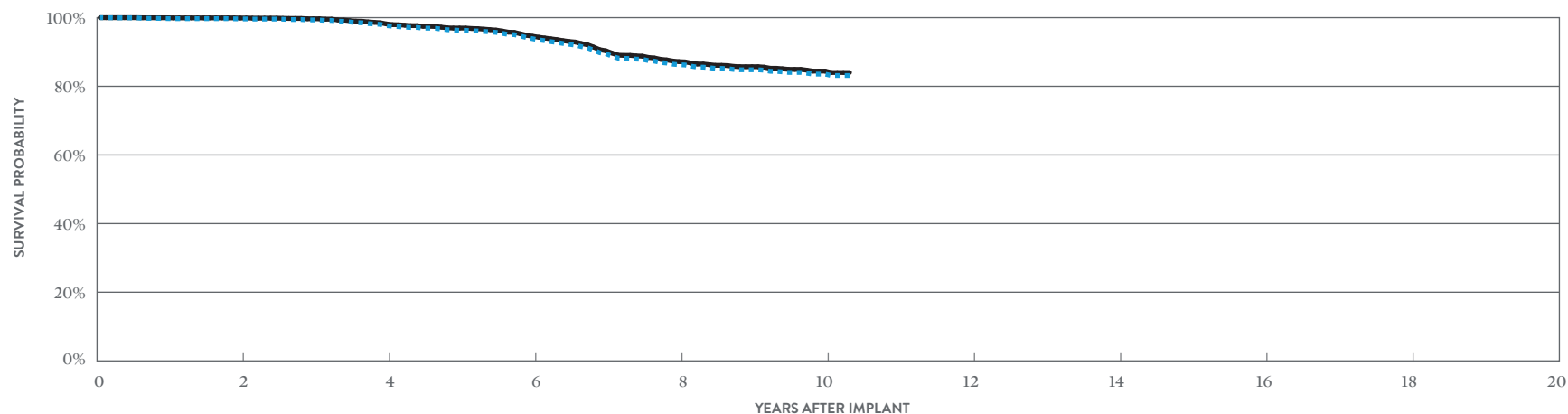
## CUSTOMER REPORTED PERFORMANCE DATA

### Fortify™ VR

#### MODEL CD1231-40 (BATTERY ADVISORY POPULATION)

US Regulatory Approval	May 2010
Registered US Implants	6,781
Estimated Active US Implants	2,350
Estimated Longevity	(see table on page 157)
Normal Battery Depletion	19
Max. Delivered Energy	40 joules
Number of US Advisories (see pgs. 311, 312)	Three

	MALFUNCTIONS W/ COMPROMISED THERAPY		MALFUNCTIONS W/O COMPROMISED THERAPY	
	QTY	RATE	QTY	RATE
Electrical Component	3	0.04%	6	0.09%
Electrical Interconnect	0	0.00%	0	0.00%
Battery	4	0.06%	12	0.18%
High Voltage Capacitor	10	0.15%	3	0.04%
Software/Firmware	0	0.00%	0	0.00%
Mechanical	0	0.00%	1	0.01%
Possible Early Battery Depletion	43	0.63%	117	1.73%
Other	6	0.09%	4	0.06%
<b>Total</b>	<b>66</b>	<b>0.97%</b>	<b>143</b>	<b>2.11%</b>



#### INCLUDING NORMAL BATTERY DEPLETION

YEAR	2	4	6	8	10	AT 124 MONTHS
SURVIVAL PROBABILITY	99.63%	97.69%	93.83%	86.18%	83.40%	82.98%
± 1 STANDARD ERROR	0.07%	0.20%	0.37%	0.58%	0.70%	0.76%
SAMPLE SIZE	5,520	4,360	3,470	2,740	970	240

#### EXCLUDING NORMAL BATTERY DEPLETION

YEAR	2	4	6	8	10	AT 124 MONTHS
SURVIVAL PROBABILITY	99.89%	98.16%	94.54%	87.09%	84.28%	83.85%
± 1 STANDARD ERROR	0.03%	0.18%	0.35%	0.57%	0.69%	0.75%



# Single-Chamber Implantable Cardioverter Defibrillator (ICD) Devices

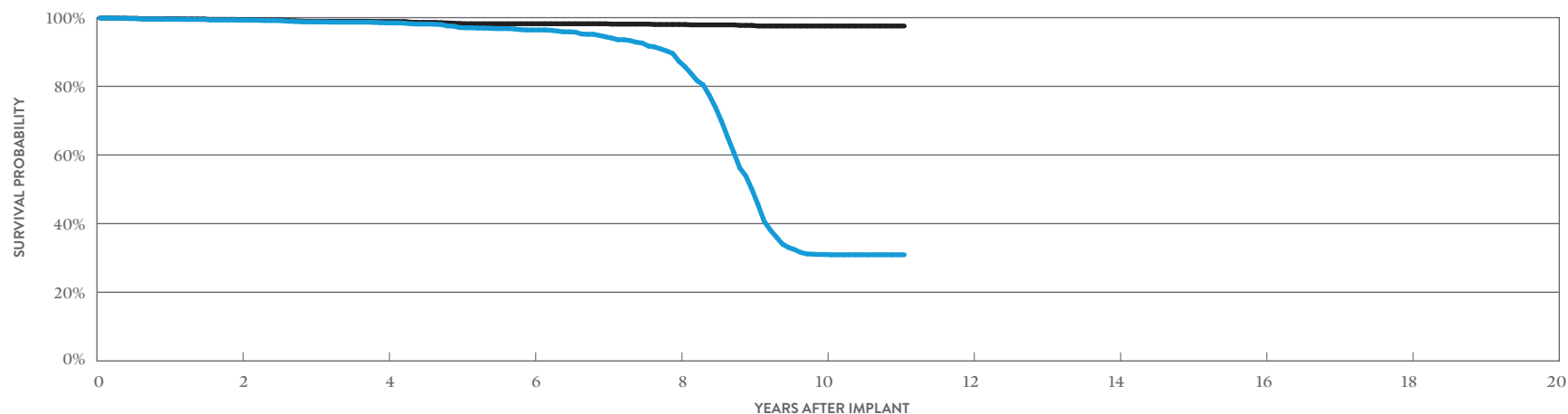
## CUSTOMER REPORTED PERFORMANCE DATA

### Current™ + VR

#### MODEL CD1211-36Q\*

US Regulatory Approval	February 2009
Registered US Implants	4,432
Estimated Active US Implants	755
Estimated Longevity	(see table on page 157)
Normal Battery Depletion	580
Max. Delivered Energy	36 joules
Number of US Advisories (see pg. 311)	One

	MALFUNCTIONS W/ COMPROMISED THERAPY		MALFUNCTIONS W/O COMPROMISED THERAPY	
	QTY	RATE	QTY	RATE
Electrical Component	4	0.09%	3	0.07%
Electrical Interconnect	0	0.00%	0	0.00%
Battery	5	0.11%	3	0.07%
High Voltage Capacitor	1	0.02%	0	0.00%
Software/Firmware	0	0.00%	2	0.05%
Mechanical	0	0.00%	1	0.02%
Possible Early Battery Depletion	6	0.14%	1	0.02%
Other	3	0.07%	2	0.05%
<b>Total</b>	<b>19</b>	<b>0.43%</b>	<b>12</b>	<b>0.27%</b>



#### INCLUDING NORMAL BATTERY DEPLETION

YEAR	2	4	6	8	10	AT 133 MONTHS
SURVIVAL PROBABILITY	99.29%	98.48%	96.43%	87.51%	31.08%	30.98%
± 1 STANDARD ERROR	0.13%	0.20%	0.35%	0.63%	0.98%	0.98%
SAMPLE SIZE	3,590	2,890	2,360	1,930	910	230

#### EXCLUDING NORMAL BATTERY DEPLETION

YEAR	2	4	6	8	10	AT 133 MONTHS
SURVIVAL PROBABILITY	99.41%	98.87%	98.22%	98.02%	97.58%	97.58%
± 1 STANDARD ERROR	0.12%	0.18%	0.24%	0.26%	0.31%	0.31%

\*DF4-LLHH connector type.

# Single-Chamber Implantable Cardioverter Defibrillator (ICD) Devices

## ACTIVELY MONITORED STUDY DATA

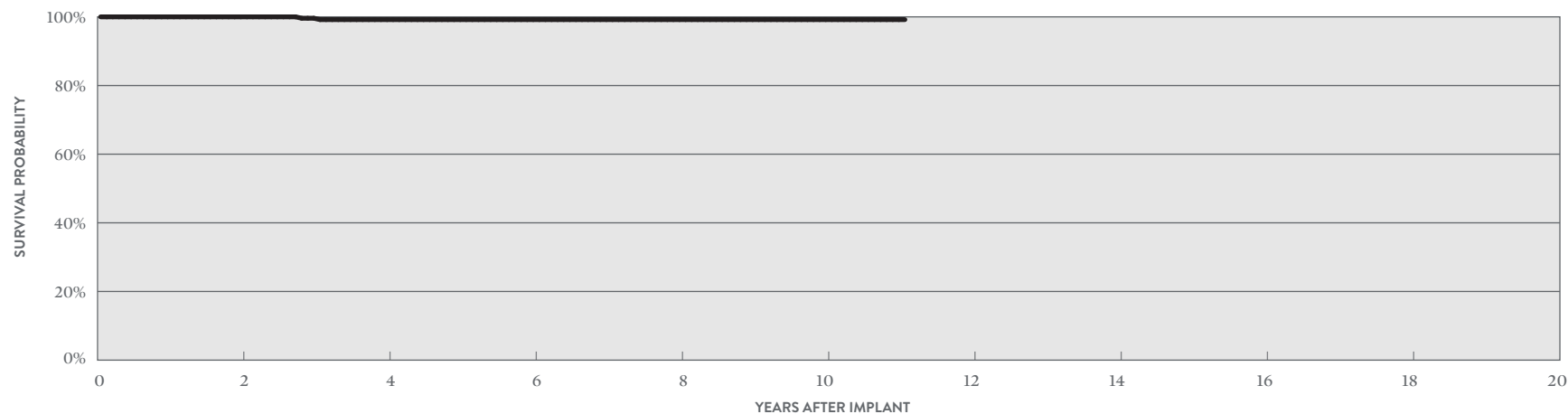
### Current™ + VR

#### MODEL CD1211-36Q\*

US Regulatory Approval	February 2009
Number of Devices Enrolled in Study	363
Active Devices Enrolled in Study	140
Cumulative Months of Follow-up	27,305
Estimated Longevity	(see table on page 157)
Max. Delivered Energy	36 joules

QUALIFYING COMPLICATIONS	QTY	RATE
Inappropriate Shock	1	0.28%
Premature Battery Depletion	1	0.28%

	MALFUNCTIONS W/ COMPROMISED THERAPY		MALFUNCTIONS W/O COMPROMISED THERAPY	
	QTY	RATE	QTY	RATE
Electrical Component	0	0.00%	0	0.00%
Electrical Interconnect	0	0.00%	0	0.00%
Battery	1	0.28%	0	0.00%
High Voltage Capacitor	0	0.00%	0	0.00%
Software/Firmware	0	0.00%	1	0.28%
Mechanical	0	0.00%	0	0.00%
Possible Early Battery Depletion	0	0.00%	1	0.28%
Other	0	0.00%	0	0.00%
<b>Total</b>	<b>1</b>	<b>0.28%</b>	<b>2</b>	<b>0.55%</b>



#### ACTIVELY MONITORED STUDY DATA

YEAR	2	4	6	8	10	AT 133 MONTHS
SURVIVAL PROBABILITY	100.00%	99.20%	99.20%	99.20%	99.20%	99.20%
± 1 STANDARD ERROR	0.00%	0.56%	0.56%	0.56%	0.56%	0.56%
SAMPLE SIZE	310	230	180	160	140	60

\*DF4-LLHH connector type.

# Single-Chamber Implantable Cardioverter Defibrillator (ICD) Devices

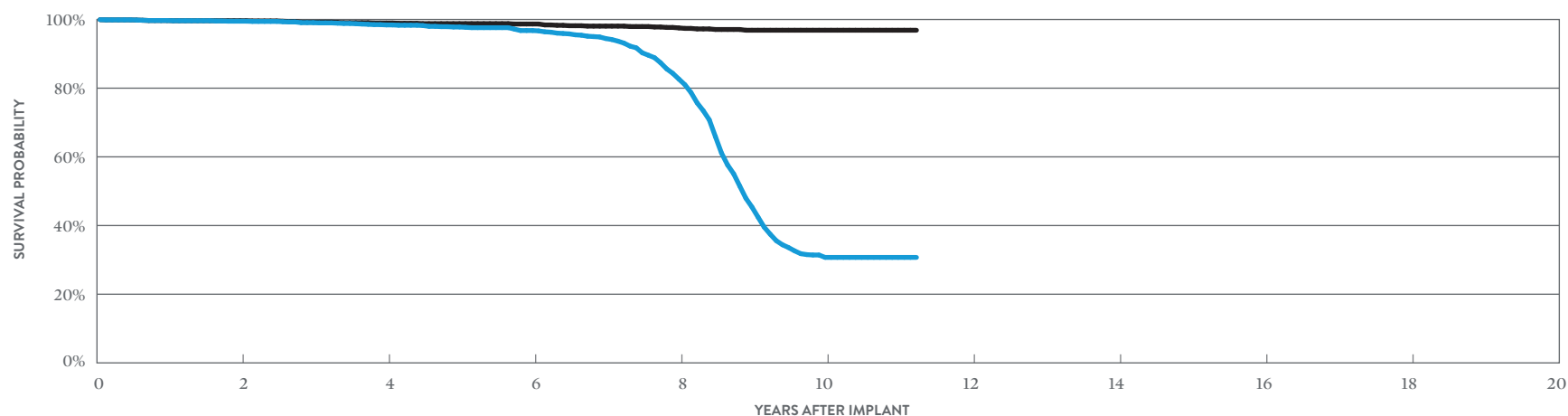
## CUSTOMER REPORTED PERFORMANCE DATA

### Current™ + VR

#### MODEL CD1211-36

US Regulatory Approval	February 2009
Registered US Implants	3,639
Estimated Active US Implants	642
Estimated Longevity	(see table on page 157)
Normal Battery Depletion	466
Max. Delivered Energy	36 joules
Number of US Advisories (see pg. 311)	One

	MALFUNCTIONS W/ COMPROMISED THERAPY		MALFUNCTIONS W/O COMPROMISED THERAPY	
	QTY	RATE	QTY	RATE
Electrical Component	3	0.08%	3	0.08%
Electrical Interconnect	2	0.05%	0	0.00%
Battery	5	0.14%	0	0.00%
High Voltage Capacitor	2	0.05%	0	0.00%
Software/Firmware	0	0.00%	5	0.14%
Mechanical	0	0.00%	0	0.00%
Possible Early Battery Depletion	5	0.14%	2	0.05%
Other	2	0.05%	1	0.03%
<b>Total</b>	<b>19</b>	<b>0.52%</b>	<b>11</b>	<b>0.30%</b>



#### INCLUDING NORMAL BATTERY DEPLETION

YEAR	2	4	6	8	10	AT 136 MONTHS
SURVIVAL PROBABILITY	99.50%	98.40%	96.74%	82.30%	30.04%	30.04%
± 1 STANDARD ERROR	0.12%	0.24%	0.37%	0.87%	1.10%	1.09%
SAMPLE SIZE	2,940	2,350	1,880	1,490	670	200

#### EXCLUDING NORMAL BATTERY DEPLETION

YEAR	2	4	6	8	10	AT 136 MONTHS
SURVIVAL PROBABILITY	99.64%	98.97%	98.68%	97.51%	96.82%	96.82%
± 1 STANDARD ERROR	0.10%	0.19%	0.23%	0.33%	0.43%	0.43%

# Single-Chamber Implantable Cardioverter Defibrillator (ICD) Devices

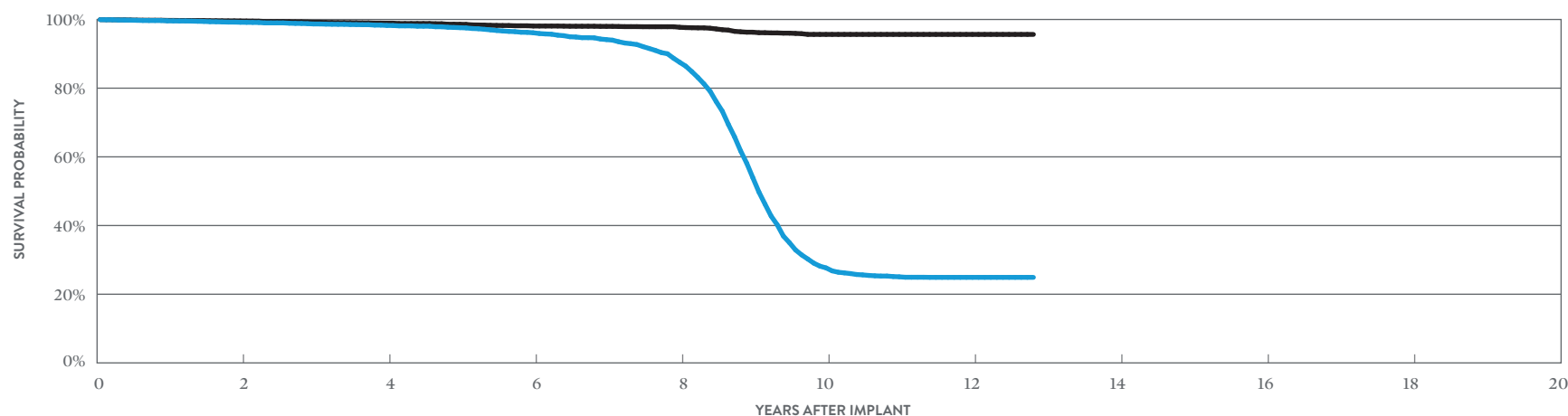
## CUSTOMER REPORTED PERFORMANCE DATA

### Current™ VR RF

#### MODEL 1207-36

US Regulatory Approval	September 2007
Registered US Implants	13,293
Estimated Active US Implants	1,749
Estimated Longevity	(see table on page 157)
Normal Battery Depletion	1,821
Max. Delivered Energy	36 joules
Number of US Advisories (see pg. 311)	One

	MALFUNCTIONS W/ COMPROMISED THERAPY		MALFUNCTIONS W/O COMPROMISED THERAPY	
	QTY	RATE	QTY	RATE
Electrical Component	6	0.05%	10	0.08%
Electrical Interconnect	10	0.08%	0	0.00%
Battery	10	0.08%	5	0.04%
High Voltage Capacitor	1	<0.01%	1	<0.01%
Software/Firmware	1	<0.01%	17	0.13%
Mechanical	0	0.00%	7	0.05%
Possible Early Battery Depletion	14	0.11%	18	0.14%
Other	9	0.07%	9	0.07%
<b>Total</b>	<b>51</b>	<b>0.38%</b>	<b>67</b>	<b>0.50%</b>



#### INCLUDING NORMAL BATTERY DEPLETION

YEAR	2	4	6	8	10	12	AT 154 MONTHS
SURVIVAL PROBABILITY	99.19%	98.27%	96.14%	87.48%	27.23%	24.52%	24.52%
± 1 STANDARD ERROR	0.08%	0.13%	0.21%	0.39%	0.55%	0.52%	0.52%
SAMPLE SIZE	10,670	8,440	6,770	5,350	2,740	1,240	240

#### EXCLUDING NORMAL BATTERY DEPLETION

YEAR	2	4	6	8	10	12	AT 154 MONTHS
SURVIVAL PROBABILITY	99.57%	98.93%	98.10%	97.74%	95.63%	95.63%	95.63%
± 1 STANDARD ERROR	0.06%	0.10%	0.14%	0.16%	0.29%	0.29%	0.29%

# Single-Chamber Implantable Cardioverter Defibrillator (ICD) Devices

## ACTIVELY MONITORED STUDY DATA

### Current™ VR RF

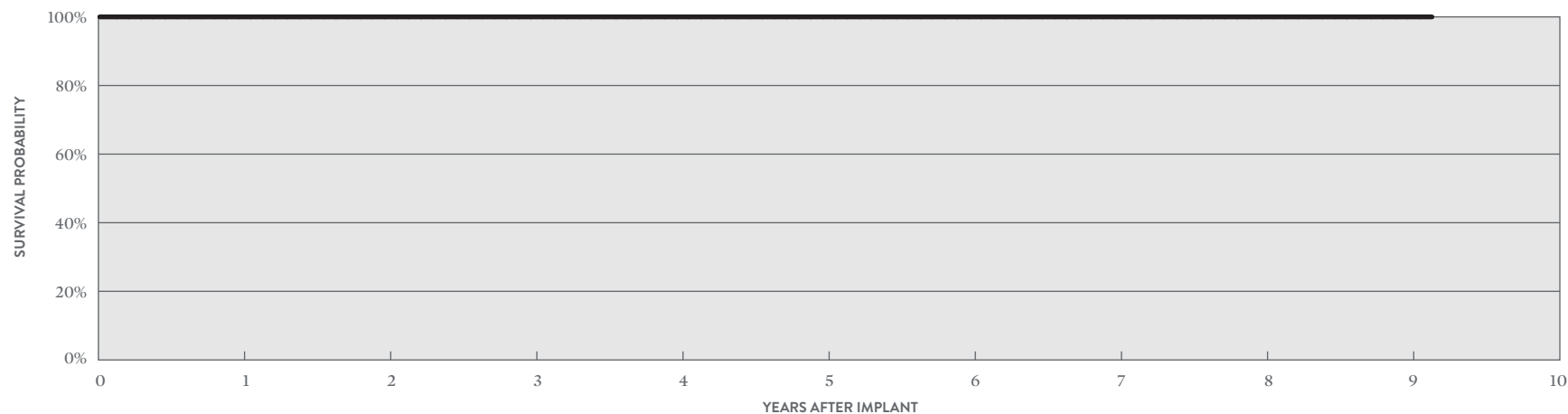
#### MODEL 1207-36

US Regulatory Approval	September 2007
Number of Devices Enrolled in Study	395
Active Devices Enrolled in Study	14
Cumulative Months of Follow-up	21,949
Estimated Longevity	(see table on page 157)
Max. Delivered Energy	36 joules

#### QUALIFYING COMPLICATIONS

None Reported

	MALFUNCTIONS W/ COMPROMISED THERAPY		MALFUNCTIONS W/O COMPROMISED THERAPY	
	QTY	RATE	QTY	RATE
Electrical Component	0	0.00%	1	0.25%
Electrical Interconnect	0	0.00%	0	0.00%
Battery	0	0.00%	0	0.00%
High Voltage Capacitor	0	0.00%	0	0.00%
Software/Firmware	0	0.00%	0	0.00%
Mechanical	0	0.00%	0	0.00%
Possible Early Battery Depletion	0	0.00%	0	0.00%
Other	0	0.00%	0	0.00%
<b>Total</b>	<b>0</b>	<b>0.00%</b>	<b>1</b>	<b>0.25%</b>



#### ACTIVELY MONITORED STUDY DATA

YEAR	1	2	3	4	5	6	7	8	9	AT 110 MONTHS
SURVIVAL PROBABILITY	100.00%	100.00%	100.00%	100.00%	100.00%	100.00%	100.00%	100.00%	100.00%	100.00%
± 1 STANDARD ERROR	0.00%	0.00%	0.00%	0.00%	0.00%	0.00%	0.00%	0.00%	0.00%	0.00%
SAMPLE SIZE	380	340	280	210	160	140	120	90	70	50

# Single-Chamber Implantable Cardioverter Defibrillator (ICD) Devices

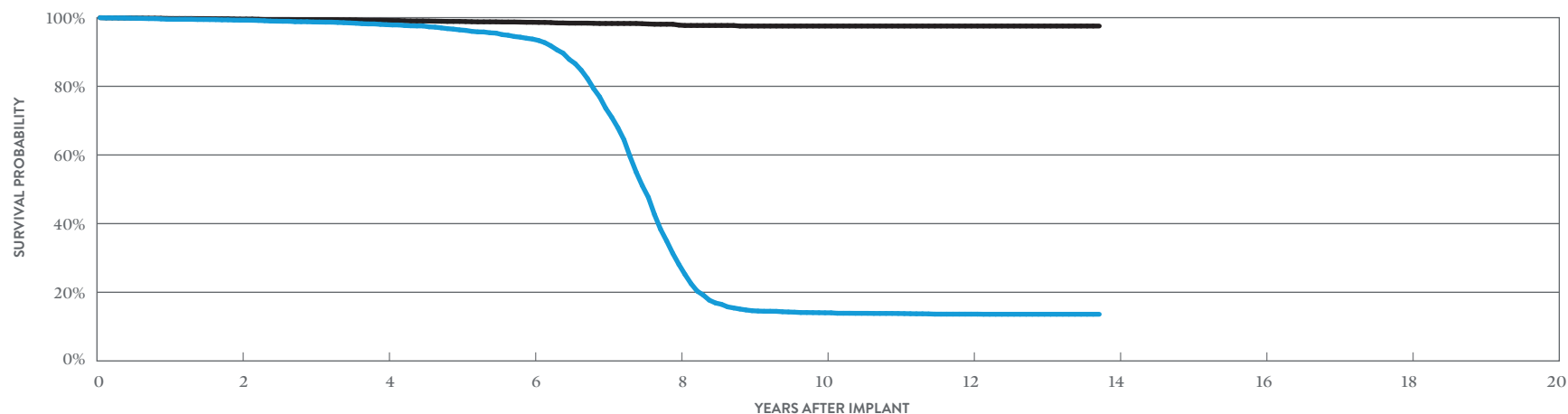
## CUSTOMER REPORTED PERFORMANCE DATA

### Atlas™ II VR

#### MODEL V-168

US Regulatory Approval	July 2006
Registered US Implants	10,605
Estimated Active US Implants	936
Estimated Longevity	(see table on page 157)
Normal Battery Depletion	1,863
Max. Delivered Energy	36 joules
Number of US Advisories (see pg. 325)	One

	MALFUNCTIONS W/ COMPROMISED THERAPY		MALFUNCTIONS W/O COMPROMISED THERAPY	
	QTY	RATE	QTY	RATE
Electrical Component	4	0.04%	3	0.03%
Electrical Interconnect	2	0.02%	0	0.00%
Battery	10	0.09%	2	0.02%
High Voltage Capacitor	1	<0.01%	0	0.00%
Software/Firmware	0	0.00%	0	0.00%
Mechanical	1	<0.01%	4	0.04%
Possible Early Battery Depletion	10	0.09%	5	0.05%
Other	10	0.09%	5	0.05%
<b>Total</b>	<b>38</b>	<b>0.36%</b>	<b>19</b>	<b>0.18%</b>



#### INCLUDING NORMAL BATTERY DEPLETION

YEAR	2	4	6	8	10	12	AT 165 MONTHS
SURVIVAL PROBABILITY	99.27%	97.98%	93.81%	28.29%	14.10%	13.71%	13.68%
± 1 STANDARD ERROR	0.09%	0.16%	0.31%	0.64%	0.44%	0.43%	0.43%
SAMPLE SIZE	8,550	6,470	4,940	2,700	1,160	920	210

#### EXCLUDING NORMAL BATTERY DEPLETION

YEAR	2	4	6	8	10	12	AT 165 MONTHS
SURVIVAL PROBABILITY	99.59%	99.20%	98.67%	97.84%	97.57%	97.57%	97.57%
± 1 STANDARD ERROR	0.06%	0.10%	0.14%	0.19%	0.26%	0.26%	0.26%

# Single-Chamber Implantable Cardioverter Defibrillator (ICD) Devices

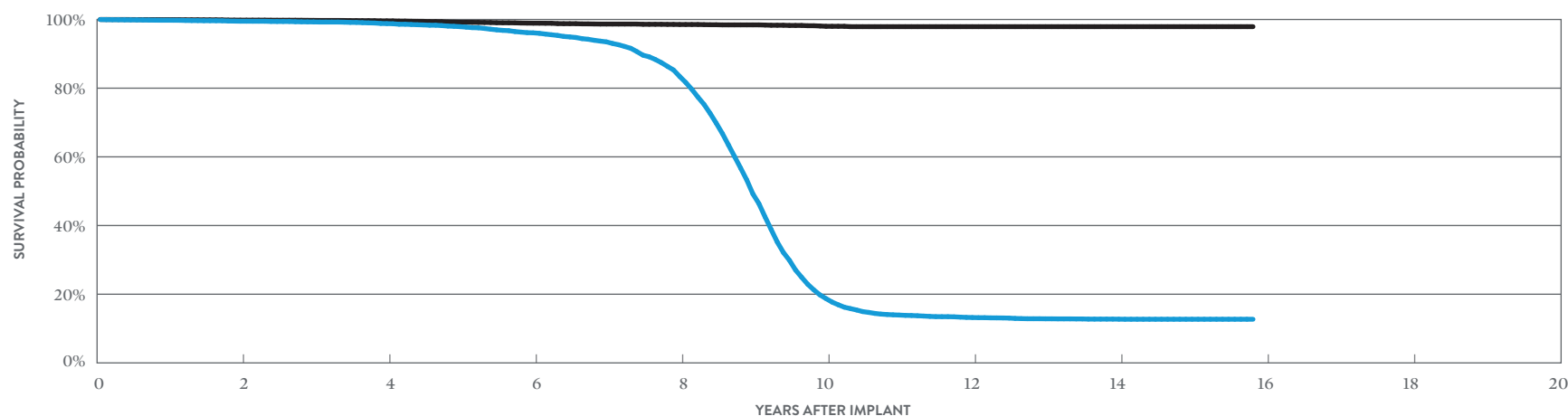
## CUSTOMER REPORTED PERFORMANCE DATA

### Atlas™ + VR

#### MODEL V-193

US Regulatory Approval	October 2003
Registered US Implants	20,794
Estimated Active US Implants	1,420
Estimated Longevity	(see table on page 157)
Normal Battery Depletion	2,993
Max. Delivered Energy	36 joules
Number of US Advisories (see pgs. 316, 317, 318)	Three

	MALFUNCTIONS W/ COMPROMISED THERAPY		MALFUNCTIONS W/O COMPROMISED THERAPY	
	QTY	RATE	QTY	RATE
Electrical Component	2	<0.01%	2	<0.01%
Electrical Interconnect	5	0.02%	1	<0.01%
Battery	9	0.04%	2	<0.01%
High Voltage Capacitor	2	<0.01%	1	<0.01%
Software/Firmware	0	0.00%	1	<0.01%
Mechanical	0	0.00%	5	0.02%
Possible Early Battery Depletion	26	0.13%	5	0.02%
Other	13	0.06%	7	0.03%
<b>Total</b>	<b>57</b>	<b>0.27%</b>	<b>24</b>	<b>0.12%</b>



#### INCLUDING NORMAL BATTERY DEPLETION

YEAR	2	4	6	8	10	12	14	AT 190 MONTHS
SURVIVAL PROBABILITY	99.49%	98.80%	96.08%	83.32%	18.67%	13.12%	12.64%	12.61%
± 1 STANDARD ERROR	0.05%	0.09%	0.18%	0.39%	0.42%	0.34%	0.33%	0.33%
SAMPLE SIZE	16,720	12,660	9,420	6,910	3,160	1,630	1,250	220

#### EXCLUDING NORMAL BATTERY DEPLETION

YEAR	2	4	6	8	10	12	14	AT 190 MONTHS
SURVIVAL PROBABILITY	99.81%	99.59%	98.91%	98.53%	98.00%	97.90%	97.90%	97.90%
± 1 STANDARD ERROR	0.03%	0.05%	0.10%	0.12%	0.17%	0.19%	0.19%	0.19%

**BATTERY LONGEVITY SUMMARY**

**Single-Chamber  
Implantable Cardioverter  
Defibrillator (ICD) Devices**



## Single-Chamber Implantable Cardioverter Defibrillator (ICD) Devices

### Battery Longevity (years)

MODELS	FAMILY	NO PACING	25% PACING	50% PACING	100% PACING
CD1411-36Q	Ellipse <sup>™</sup> VR*	11.1	10.6	10.1	9.4
CD1411-36C	Ellipse <sup>™</sup> VR*	11.1	10.6	10.1	9.4
CD1357-40Q	Fortify Assura <sup>™</sup> VR**	11.7	11.3	10.8	10.1
CD1357-40C	Fortify Assura <sup>™</sup> VR**	11.7	11.3	10.8	10.1
CD1257-40Q	Fortify Assura <sup>™</sup> VR**	11.7	11.3	10.8	10.1
CD1257-40	Fortify Assura <sup>™</sup> VR**	11.7	11.3	10.8	10.1
CD1311-36Q	Ellipse <sup>™</sup> VR*	11.1	10.6	10.1	9.4
CD1311-36	Ellipse <sup>™</sup> VR*	11.1	10.6	10.1	9.4
CD1231-40Q	Fortify <sup>™</sup> VR**	10.8	10.3	9.9	9.1
CD1231-40	Fortify <sup>™</sup> VR**	10.8	10.3	9.9	9.1
CD1211-36Q	Current <sup>™</sup> + VR***	8.4	8.0	7.6	7.0
CD1211-36	Current <sup>™</sup> + VR***	8.4	8.0	7.6	7.0
1207-36	Current <sup>™</sup> VR RF***	8.4	8.0	7.6	7.0
V-168	Atlas <sup>™</sup> II VR***	8.4	8.0	7.6	7.0
V-193	Atlas <sup>™</sup> + VR***	8.6	8.2	7.9	7.3

Pacing parameters: VVI, 2.5V, 0.5 ms, 60 ppm, 500 ohms

\* Battery voltage range 3.20-2.59. Two maximum charges per year.

\*\* Battery voltage range 3.20-2.59. Three maximum charges per year.

\*\*\* Battery voltage range: 3.20-2.45. Four maximum charges per year as well as monthly charging during the battery's mid-life voltage range.

**SUMMARY INFORMATION**

**Single-Chamber  
Implantable Cardioverter  
Defibrillator (ICD) Devices**

## Single-Chamber Implantable Cardioverter Defibrillator (ICD) Devices Survival Probability Summary

### INCLUDING NORMAL BATTERY DEPLETION

MODELS	FAMILY	1 YEAR	2 YEAR	3 YEAR	4 YEAR	5 YEAR	6 YEAR	7 YEAR	8 YEAR	9 YEAR	10 YEAR
CD1411-36Q	Ellipse™ VR	99.84%	99.67%	99.63%	99.60%	99.34%	99.18%	99.04%			
CD1411-36C	Ellipse™ VR	99.94%	99.90%	99.86%	99.72%	99.64%	99.47%				
CD1357-40Q	Fortify Assura™ VR	99.88%	99.84%	99.84%	99.84%	99.84%					
CD1357-40Q	Fortify Assura™ VR†	99.74%	99.24%	96.63%	90.60%	84.47%	80.67%	78.99%			
CD1357-40C	Fortify Assura™ VR	99.96%	99.86%	99.86%	99.86%	99.86%					
CD1357-40C	Fortify Assura™ VR†	99.80%	99.25%	97.03%	91.96%	87.26%	84.08%				
CD1257-40Q	Fortify Assura™ VR†	99.92%	99.77%	99.33%	97.24%	93.26%	90.60%	88.34%	87.08%		
CD1257-40	Fortify Assura™ VR†	99.63%	99.52%	98.89%	98.41%	94.91%	92.49%	91.95%	90.50%		
CD1311-36Q	Ellipse™ VR	99.51%	99.11%	98.06%	97.57%	97.19%	96.90%	96.54%	96.44%		
CD1311-36	Ellipse™ VR	98.88%	98.29%	97.96%	97.23%	96.63%	96.21%	95.74%	95.74%		
CD1231-40Q	Fortify™ VR†	99.75%	99.67%	99.13%	97.76%	95.83%	92.74%	88.50%	84.96%	82.65%	81.32%
CD1231-40	Fortify™ VR†	99.74%	99.63%	99.34%	97.69%	96.29%	93.83%	89.41%	86.18%	84.69%	83.40%
CD1211-36Q	Current™ + VR	99.54%	99.29%	98.76%	98.48%	97.14%	96.43%	94.46%	87.51%	50.37%	31.08%
CD1211-36	Current™ + VR	99.70%	99.50%	99.08%	98.40%	97.79%	96.74%	94.35%	82.30%	44.60%	30.04%
1207-36	Current™ VR RF	99.60%	99.19%	98.70%	98.27%	97.62%	96.14%	94.14%	87.48%	53.48%	27.23%
V-168	Atlas™ II VR	99.54%	99.27%	98.75%	97.98%	96.47%	93.81%	73.79%	28.29%	14.71%	14.10%
V-193	Atlas™ + VR	99.78%	99.49%	99.29%	98.80%	97.90%	96.08%	93.43%	83.32%	49.15%	18.67%

†Premature battery depletion advisory population.

## Single-Chamber Implantable Cardioverter Defibrillator (ICD) Devices

### Survival Probability Summary

#### EXCLUDING NORMAL BATTERY DEPLETION

MODELS	FAMILY	1 YEAR	2 YEAR	3 YEAR	4 YEAR	5 YEAR	6 YEAR	7 YEAR	8 YEAR	9 YEAR	10 YEAR
CDI411-36Q	Ellipse™ VR	99.86%	99.81%	99.77%	99.74%	99.56%	99.46%	99.32%			
CDI411-36C	Ellipse™ VR	99.94%	99.94%	99.89%	99.82%	99.74%	99.74%				
CDI357-40Q	Fortify Assura™ VR	99.90%	99.89%	99.89%	99.89%	99.89%					
CDI357-40Q	Fortify Assura™ VR†	99.77%	99.31%	96.70%	90.79%	84.64%	80.83%	79.15%			
CDI357-40C	Fortify Assura™ VR	99.96%	99.90%	99.90%	99.90%	99.90%					
CDI357-40C	Fortify Assura™ VR†	99.90%	99.44%	97.21%	92.13%	87.54%	84.35%				
CDI257-40Q	Fortify Assura™ VR†	99.96%	99.87%	99.57%	97.48%	93.55%	90.89%	88.70%	87.63%		
CDI257-40	Fortify Assura™ VR†	99.63%	99.63%	99.16%	98.68%	95.61%	93.18%	92.63%	91.17%		
CDI311-36Q	Ellipse™ VR	99.51%	99.11%	98.06%	97.57%	97.19%	97.04%	96.77%	96.77%		
CDI311-36	Ellipse™ VR	98.88%	98.43%	98.11%	97.38%	96.78%	96.35%	96.35%	96.35%		
CDI231-40Q	Fortify™ VR†	99.84%	99.79%	99.37%	98.22%	96.63%	93.96%	89.80%	86.28%	83.93%	82.64%
CDI231-40	Fortify™ VR†	99.97%	99.89%	99.67%	98.16%	96.96%	94.54%	90.29%	87.09%	85.58%	84.28%
CDI211-36Q	Current™ + VR	99.66%	99.41%	98.94%	98.87%	98.30%	98.22%	98.22%	98.02%	97.76%	97.58%
CDI211-36	Current™ + VR	99.70%	99.64%	99.22%	98.97%	98.78%	98.68%	98.04%	97.51%	96.82%	96.82%
1207-36	Current™ VR RF	99.73%	99.57%	99.19%	98.93%	98.60%	98.10%	98.00%	97.74%	96.28%	95.63%
V-168	Atlas™ II VR	99.77%	99.59%	99.44%	99.20%	98.91%	98.67%	98.32%	97.84%	97.57%	97.57%
V-193	Atlas™ + VR	99.95%	99.81%	99.74%	99.59%	99.17%	98.91%	98.66%	98.53%	98.42%	98.00%

†Premature battery depletion advisory population.

# Single-Chamber Implantable Cardioverter Defibrillator (ICD) Devices

## US Malfunction Summary

### WITH COMPROMISED THERAPY

MODELS	FAMILY	REGISTERED US IMPLANTS	PERCENT RETURNED FOR ANALYSIS	ELECTRICAL COMPONENT		ELECTRICAL INTERCONNECT		BATTERY		HIGH VOLTAGE CAPACITOR		SOFTWARE/FIRMWARE		MECHANICAL		POSSIBLE EARLY BATTERY DEPLETION		OTHER		TOTAL	
				QTY	RATE	QTY	RATE	QTY	RATE	QTY	RATE	QTY	RATE	QTY	RATE	QTY	RATE	QTY	RATE	QTY	RATE
CD1411-36Q	Ellipse <sup>™</sup> VR	21,881	3.80%	4	0.02%	0	0.00%	0	0.00%	10	0.05%	0	0.00%	0	0.00%	0	0.00%	2	<0.01%	16	0.07%
CD1411-36C	Ellipse <sup>™</sup> VR	6,854	5.30%	0	0.00%	0	0.00%	0	0.00%	0	0.00%	0	0.00%	0	0.00%	0	0.00%	0	0.00%	0	0.00%
CD1357-40Q	Fortify Assura <sup>™</sup> VR	22,869	3.30%	2	<0.01%	2	<0.01%	0	0.00%	0	0.00%	0	0.00%	0	0.00%	0	0.00%	3	0.01%	7	0.03%
CD1357-40Q	Fortify Assura <sup>™</sup> VR†	10,214	14.40%	5	0.05%	1	<0.01%	0	0.00%	2	0.02%	1	<0.01%	0	0.00%	65	0.64%	4	0.04%	78	0.76%
CD1357-40C	Fortify Assura <sup>™</sup> VR	5,276	4.50%	0	0.00%	0	0.00%	0	0.00%	0	0.00%	0	0.00%	0	0.00%	0	0.00%	0	0.00%	0	0.00%
CD1357-40C	Fortify Assura <sup>™</sup> VR†	4,131	16.40%	3	0.07%	0	0.00%	0	0.00%	1	0.02%	0	0.00%	1	0.02%	9	0.22%	0	0.00%	14	0.34%
CD1257-40Q	Fortify Assura <sup>™</sup> VR†	5,079	13.50%	1	0.02%	1	0.02%	0	0.00%	0	0.00%	0	0.00%	0	0.00%	20	0.39%	1	0.02%	23	0.45%
CD1257-40	Fortify Assura <sup>™</sup> VR†	2,294	15.90%	1	0.04%	2	0.09%	1	0.04%	0	0.00%	0	0.00%	0	0.00%	7	0.31%	2	0.09%	13	0.57%
CD1311-36Q	Ellipse <sup>™</sup> VR	4,742	9.00%	2	0.04%	0	0.00%	0	0.00%	37	0.78%	1	0.02%	1	0.02%	0	0.00%	1	0.02%	42	0.89%
CD1311-36	Ellipse <sup>™</sup> VR	1,620	11.40%	4	0.25%	1	0.06%	0	0.00%	8	0.49%	0	0.00%	2	0.12%	0	0.00%	1	0.06%	16	0.99%
CD1231-40Q	Fortify <sup>™</sup> VR†	16,184	15.10%	7	0.04%	2	0.01%	18	0.11%	1	<0.01%	0	0.00%	0	0.00%	129	0.80%	9	0.06%	166	1.03%
CD1231-40	Fortify <sup>™</sup> VR†	6,781	16.30%	3	0.04%	0	0.00%	4	0.06%	10	0.15%	0	0.00%	0	0.00%	43	0.63%	6	0.09%	66	0.97%
CD1211-36Q	Current <sup>™</sup> + VR	4,432	24.30%	4	0.09%	0	0.00%	5	0.11%	1	0.02%	0	0.00%	0	0.00%	6	0.14%	3	0.07%	19	0.43%
CD1211-36	Current <sup>™</sup> + VR	3,639	23.80%	3	0.08%	2	0.05%	5	0.14%	2	0.05%	0	0.00%	0	0.00%	5	0.14%	2	0.05%	19	0.52%
1207-36	Current <sup>™</sup> VR RF	13,293	26.20%	6	0.05%	10	0.08%	10	0.08%	1	<0.01%	1	<0.01%	0	0.00%	14	0.11%	9	0.07%	51	0.38%
V-168	Atlas <sup>™</sup> II VR	10,605	28.10%	4	0.04%	2	0.02%	10	0.09%	1	<0.01%	0	0.00%	1	<0.01%	10	0.09%	10	0.09%	38	0.36%
V-193	Atlas <sup>™</sup> + VR	20,794	25.70%	2	<0.01%	5	0.02%	9	0.04%	2	<0.01%	0	0.00%	0	0.00%	26	0.13%	13	0.06%	57	0.27%

Definitions of malfunction categories can be found on [pages 5-6](#).

†Premature battery depletion advisory population.

# Single-Chamber Implantable Cardioverter Defibrillator (ICD) Devices

## US Malfunction Summary

### WITHOUT COMPROMISED THERAPY

MODELS	FAMILY	REGISTERED US IMPLANTS	PERCENT RETURNED FOR ANALYSIS	ELECTRICAL COMPONENT		ELECTRICAL INTERCONNECT		BATTERY		HIGH VOLTAGE CAPACITOR		SOFTWARE/FIRMWARE		MECHANICAL		POSSIBLE EARLY BATTERY DEPLETION		OTHER		TOTAL	
				QTY	RATE	QTY	RATE	QTY	RATE	QTY	RATE	QTY	RATE	QTY	RATE	QTY	RATE	QTY	RATE	QTY	RATE
CD1411-36Q	Ellipse <sup>™</sup> VR	21,881	3.80%	0	0.00%	0	0.00%	0	0.00%	3	0.01%	1	<0.01%	3	0.01%	1	<0.01%	2	<0.01%	10	0.05%
CD1411-36C	Ellipse <sup>™</sup> VR	6,854	5.30%	2	0.03%	0	0.00%	0	0.00%	1	0.01%	0	0.00%	1	0.01%	0	0.00%	1	0.01%	5	0.07%
CD1357-40Q	Fortify Assura <sup>™</sup> VR	22,869	3.30%	1	<0.01%	0	0.00%	0	0.00%	0	0.00%	1	<0.01%	1	<0.01%	0	0.00%	0	0.00%	3	0.01%
CD1357-40Q	Fortify Assura <sup>™</sup> VR <sup>†</sup>	10,214	14.40%	8	0.08%	0	0.00%	4	0.04%	0	0.00%	0	0.00%	0	0.00%	439	4.30%	4	0.04%	455	4.45%
CD1357-40C	Fortify Assura <sup>™</sup> VR	5,276	4.50%	0	0.00%	0	0.00%	0	0.00%	0	0.00%	0	0.00%	1	0.02%	1	0.02%	0	0.00%	2	0.04%
CD1357-40C	Fortify Assura <sup>™</sup> VR <sup>†</sup>	4,131	16.40%	1	0.02%	0	0.00%	4	0.10%	0	0.00%	1	0.02%	0	0.00%	146	3.53%	2	0.05%	154	3.73%
CD1257-40Q	Fortify Assura <sup>™</sup> VR <sup>†</sup>	5,079	13.50%	1	0.02%	0	0.00%	3	0.06%	0	0.00%	0	0.00%	0	0.00%	125	2.46%	0	0.00%	129	2.54%
CD1257-40	Fortify Assura <sup>™</sup> VR <sup>†</sup>	2,294	15.90%	0	0.00%	0	0.00%	2	0.09%	0	0.00%	0	0.00%	0	0.00%	34	1.48%	1	0.04%	37	1.61%
CD1311-36Q	Ellipse <sup>™</sup> VR	4,742	9.00%	2	0.04%	0	0.00%	0	0.00%	4	0.08%	0	0.00%	0	0.00%	0	0.00%	3	0.06%	9	0.19%
CD1311-36	Ellipse <sup>™</sup> VR	1,620	11.40%	1	0.06%	0	0.00%	0	0.00%	2	0.12%	1	0.06%	1	0.06%	0	0.00%	0	0.00%	5	0.31%
CD1231-40Q	Fortify <sup>™</sup> VR <sup>†</sup>	16,184	15.10%	8	0.05%	0	0.00%	46	0.28%	1	<0.01%	1	<0.01%	0	0.00%	338	2.09%	4	0.02%	398	2.46%
CD1231-40	Fortify <sup>™</sup> VR <sup>†</sup>	6,781	16.30%	6	0.09%	0	0.00%	12	0.18%	3	0.04%	0	0.00%	1	0.01%	117	1.73%	4	0.06%	143	2.11%
CD1211-36Q	Current <sup>™</sup> + VR	4,432	24.30%	3	0.07%	0	0.00%	3	0.07%	0	0.00%	2	0.05%	1	0.02%	1	0.02%	2	0.05%	12	0.27%
CD1211-36	Current <sup>™</sup> + VR	3,639	23.80%	3	0.08%	0	0.00%	0	0.00%	0	0.00%	5	0.14%	0	0.00%	2	0.05%	1	0.03%	11	0.30%
1207-36	Current <sup>™</sup> VR RF	13,293	26.20%	10	0.08%	0	0.00%	5	0.04%	1	<0.01%	17	0.13%	7	0.05%	18	0.14%	9	0.07%	67	0.50%
V-168	Atlas <sup>™</sup> II VR	10,605	28.10%	3	0.03%	0	0.00%	2	0.02%	0	0.00%	0	0.00%	4	0.04%	5	0.05%	5	0.05%	19	0.18%
V-193	Atlas <sup>™</sup> + VR	20,794	25.70%	2	<0.01%	1	<0.01%	2	<0.01%	1	<0.01%	1	<0.01%	5	0.02%	5	0.02%	7	0.03%	24	0.12%

Definitions of malfunction categories can be found on [pages 5-6](#).

†Premature battery depletion advisory population.

# Single-Chamber Implantable Cardioverter Defibrillator (ICD) Devices

## Worldwide Malfunction Summary

### WITH COMPROMISED THERAPY

MODELS	FAMILY	WORLDWIDE SALES	PERCENT RETURNED FOR ANALYSIS	ELECTRICAL COMPONENT		ELECTRICAL INTERCONNECT		BATTERY		HIGH VOLTAGE CAPACITOR		SOFTWARE/FIRMWARE		MECHANICAL		POSSIBLE EARLY BATTERY DEPLETION		OTHER		TOTAL	
				QTY	RATE	QTY	RATE	QTY	RATE	QTY	RATE	QTY	RATE	QTY	RATE	QTY	RATE	QTY	RATE	QTY	RATE
CD1411-36Q	Ellipse™ VR	22,451	3.95%	4	0.02%	0	0.00%	0	0.00%	10	0.04%	0	0.00%	0	0.00%	0	0.00%	2	<0.01%	16	0.07%
CD1411-36C	Ellipse™ VR	6,977	5.89%	0	0.00%	0	0.00%	0	0.00%	0	0.00%	0	0.00%	0	0.00%	0	0.00%	0	0.00%	0	0.00%
CD1357-40Q	Fortify Assura™ VR	33,407	6.84%	7	0.02%	3	<0.01%	0	0.00%	2	<0.01%	1	<0.01%	0	0.00%	65	0.19%	7	0.02%	85	0.25%
CD1357-40C	Fortify Assura™ VR	9,501	10.27%	3	0.03%	0	0.00%	0	0.00%	1	0.01%	0	0.00%	1	0.01%	9	0.09%	0	0.00%	14	0.15%
CD1257-40Q	Fortify Assura™ VR	5,038	14.03%	1	0.02%	1	0.02%	0	0.00%	0	0.00%	0	0.00%	0	0.00%	20	0.40%	1	0.02%	23	0.46%
CD1257-40	Fortify Assura™ VR	2,298	16.62%	1	0.04%	2	0.09%	1	0.04%	0	0.00%	0	0.00%	0	0.00%	7	0.30%	2	0.09%	13	0.57%
CD1311-36Q	Ellipse™ VR	4,912	9.32%	2	0.04%	0	0.00%	0	0.00%	37	0.75%	1	0.02%	1	0.02%	0	0.00%	1	0.02%	42	0.86%
CD1311-36	Ellipse™ VR	1,629	13.14%	4	0.25%	1	0.06%	0	0.00%	9	0.55%	0	0.00%	2	0.12%	0	0.00%	1	0.06%	17	1.04%
CD1231-40Q	Fortify™ VR†	18,111	14.34%	8	0.04%	2	0.01%	18	0.10%	2	0.01%	0	0.00%	0	0.00%	144	0.80%	9	0.05%	183	1.01%
CD1231-40	Fortify™ VR†	9,711	12.37%	5	0.05%	0	0.00%	4	0.04%	10	0.10%	0	0.00%	0	0.00%	47	0.48%	6	0.06%	72	0.74%
CD1211-36Q	Current™ + VR	16,551	8.07%	15	0.09%	3	0.02%	9	0.05%	7	0.04%	0	0.00%	0	0.00%	8	0.05%	8	0.05%	50	0.30%
CD1211-36	Current™ + VR	14,877	6.63%	5	0.03%	4	0.03%	5	0.03%	6	0.04%	0	0.00%	0	0.00%	11	0.07%	10	0.07%	41	0.28%
1207-36	Current™ VR RF	24,846	17.56%	12	0.05%	31	0.12%	18	0.07%	1	<0.01%	2	<0.01%	1	<0.01%	32	0.13%	12	0.05%	109	0.44%
V-168	Atlas™ II VR	23,946	15.44%	8	0.03%	5	0.02%	19	0.08%	1	<0.01%	0	0.00%	1	<0.01%	22	0.09%	21	0.09%	77	0.32%
V-193	Atlas™ + VR	39,596	16.41%	6	0.02%	9	0.02%	15	0.04%	5	0.01%	1	<0.01%	1	<0.01%	71	0.18%	32	0.08%	140	0.35%

Definitions of malfunction categories can be found on [pages 5-6](#).

# Single-Chamber Implantable Cardioverter Defibrillator (ICD) Devices

## Worldwide Malfunction Summary

### WITHOUT COMPROMISED THERAPY

MODELS	FAMILY	WORLDWIDE SALES	PERCENT RETURNED FOR ANALYSIS	ELECTRICAL COMPONENT		ELECTRICAL INTERCONNECT		BATTERY		HIGH VOLTAGE CAPACITOR		SOFTWARE/FIRMWARE		MECHANICAL		POSSIBLE EARLY BATTERY DEPLETION		OTHER		TOTAL	
				QTY	RATE	QTY	RATE	QTY	RATE	QTY	RATE	QTY	RATE	QTY	RATE	QTY	RATE	QTY	RATE	QTY	RATE
CD1411-36Q	Ellipse™ VR	22,451	3.95%	0	0.00%	0	0.00%	0	0.00%	3	0.01%	1	<0.01%	3	0.01%	1	<0.01%	2	<0.01%	10	0.04%
CD1411-36C	Ellipse™ VR	6,977	5.89%	2	0.03%	0	0.00%	0	0.00%	1	0.01%	0	0.00%	1	0.01%	0	0.00%	1	0.01%	5	0.07%
CD1357-40Q	Fortify Assura™ VR	33,407	6.84%	9	0.03%	0	0.00%	4	0.01%	0	0.00%	1	<0.01%	1	<0.01%	439	1.31%	4	0.01%	458	1.37%
CD1357-40C	Fortify Assura™ VR	9,501	10.27%	2	0.02%	0	0.00%	4	0.04%	0	0.00%	1	0.01%	1	0.01%	147	1.55%	2	0.02%	157	1.65%
CD1257-40Q	Fortify Assura™ VR	5,038	14.03%	1	0.02%	0	0.00%	3	0.06%	0	0.00%	0	0.00%	0	0.00%	125	2.48%	0	0.00%	129	2.56%
CD1257-40	Fortify Assura™ VR	2,298	16.62%	0	0.00%	0	0.00%	2	0.09%	0	0.00%	0	0.00%	0	0.00%	34	1.48%	1	0.04%	37	1.61%
CD1311-36Q	Ellipse™ VR	4,912	9.32%	2	0.04%	0	0.00%	0	0.00%	4	0.08%	0	0.00%	0	0.00%	0	0.00%	3	0.06%	9	0.18%
CD1311-36	Ellipse™ VR	1,629	13.14%	1	0.06%	0	0.00%	0	0.00%	2	0.12%	1	0.06%	1	0.06%	0	0.00%	0	0.00%	5	0.31%
CD1231-40Q	Fortify™ VR†	18,111	14.34%	10	0.06%	1	<0.01%	47	0.26%	1	<0.01%	1	<0.01%	0	0.00%	375	2.07%	4	0.02%	439	2.42%
CD1231-40	Fortify™ VR†	9,711	12.37%	6	0.06%	0	0.00%	12	0.12%	3	0.03%	0	0.00%	1	0.01%	125	1.29%	4	0.04%	151	1.55%
CD1211-36Q	Current™ + VR	16,551	8.07%	7	0.04%	0	0.00%	7	0.04%	3	0.02%	3	0.02%	1	<0.01%	8	0.05%	10	0.06%	39	0.24%
CD1211-36	Current™ + VR	14,877	6.63%	6	0.04%	0	0.00%	3	0.02%	0	0.00%	9	0.06%	0	0.00%	5	0.03%	2	0.01%	25	0.17%
1207-36	Current™ VR RF	24,846	17.56%	17	0.07%	3	0.01%	13	0.05%	1	<0.01%	51	0.21%	12	0.05%	29	0.12%	14	0.06%	140	0.56%
V-168	Atlas™ II VR	23,946	15.44%	4	0.02%	0	0.00%	6	0.03%	0	0.00%	0	0.00%	12	0.05%	10	0.04%	9	0.04%	41	0.17%
V-193	Atlas™ + VR	39,596	16.41%	4	0.01%	3	<0.01%	8	0.02%	1	<0.01%	2	<0.01%	14	0.04%	11	0.03%	13	0.03%	56	0.14%

Definitions of malfunction categories can be found on [pages 5-6](#).



## Single-Chamber Implantable Cardioverter Defibrillator (ICD) Devices Actively Monitored Study Data Summary

### QUALIFYING COMPLICATIONS

MODELS	NUMBER OF DEVICES ENROLLED	ACTIVE DEVICES ENROLLED	CUMULATIVE MONTHS OF FOLLOW-UP	INAPPROPRIATE SHOCK		LOSS OF TELEMETRY		PERICARDIAL EFFUSION		PREMATURE BATTERY DEPLETION		SKIN EROSION		TOTAL	
				QTY	RATE	QTY	RATE	QTY	RATE	QTY	RATE	QTY	RATE	QTY	RATE
CD1231-40Q	160	52	11,686	0	0.00%	0	0.00%	0	0.00%	2	1.25%	0	0.00%	2	1.25%
CD1211-36Q	363	140	27,305	1	0.28%	0	0.00%	0	0.00%	1	0.28%	0	0.00%	2	0.55%
1207-36	395	14	21,949	0	0.00%	0	0.00%	0	0.00%	0	0.00%	0	0.00%	0	0.00%

A list of of complications can be found on [page 12](#).

## Single-Chamber Implantable Cardioverter Defibrillator (ICD) Devices

### Actively Monitored Study Data Summary

#### MALFUNCTIONS WITH COMPROMISED THERAPY

MODELS	FAMILY	NUMBER OF DEVICES ENROLLED	PERCENT RETURNED FOR ANALYSIS	ELECTRICAL COMPONENT		ELECTRICAL INTERCONNECT		BATTERY		HIGH VOLTAGE CAPACITOR		SOFTWARE/FIRMWARE		MECHANICAL		POSSIBLE EARLY BATTERY DEPLETION		OTHER		TOTAL	
				QTY	RATE	QTY	RATE	QTY	RATE	QTY	RATE	QTY	RATE	QTY	RATE	QTY	RATE	QTY	RATE	QTY	RATE
CD1231-40Q	Fortify <sup>™</sup> VR	160	18.80%	0	0.00%	0	0.00%	0	0.00%	1	0.63%	0	0.00%	0	0.00%	2	1.25%	0	0.00%	3	1.88%
CD1211-36Q	Current <sup>™</sup> + VR	363	32.00%	0	0.00%	0	0.00%	1	0.28%	0	0.00%	0	0.00%	0	0.00%	0	0.00%	0	0.00%	1	0.28%
1207-36	Current <sup>™</sup> VR RF	395	36.70%	0	0.00%	0	0.00%	0	0.00%	0	0.00%	0	0.00%	0	0.00%	0	0.00%	0	0.00%	0	0.00%

#### MALFUNCTIONS WITHOUT COMPROMISED THERAPY

MODELS	FAMILY	NUMBER OF DEVICES ENROLLED	PERCENT RETURNED FOR ANALYSIS	ELECTRICAL COMPONENT		ELECTRICAL INTERCONNECT		BATTERY		HIGH VOLTAGE CAPACITOR		SOFTWARE/FIRMWARE		MECHANICAL		POSSIBLE EARLY BATTERY DEPLETION		OTHER		TOTAL	
				QTY	RATE	QTY	RATE	QTY	RATE	QTY	RATE	QTY	RATE	QTY	RATE	QTY	RATE	QTY	RATE	QTY	RATE
CD1231-40Q	Fortify <sup>™</sup> VR	160	18.80%	0	0.00%	0	0.00%	1	0.63%	0	0.00%	0	0.00%	0	0.00%	7	4.38%	0	0.00%	8	5.00%
CD1211-36Q	Current <sup>™</sup> + VR	363	32.00%	0	0.00%	0	0.00%	0	0.00%	0	0.00%	1	0.28%	0	0.00%	1	0.28%	0	0.00%	2	0.55%
1207-36	Current <sup>™</sup> VR RF	395	36.70%	1	0.25%	0	0.00%	0	0.00%	0	0.00%	0	0.00%	0	0.00%	0	0.00%	0	0.00%	1	0.25%

Definitions of malfunction categories can be found on [pages 5-6](#).

# Defibrillation Leads

## Defibrillation Leads

### CUSTOMER REPORTED PERFORMANCE DATA

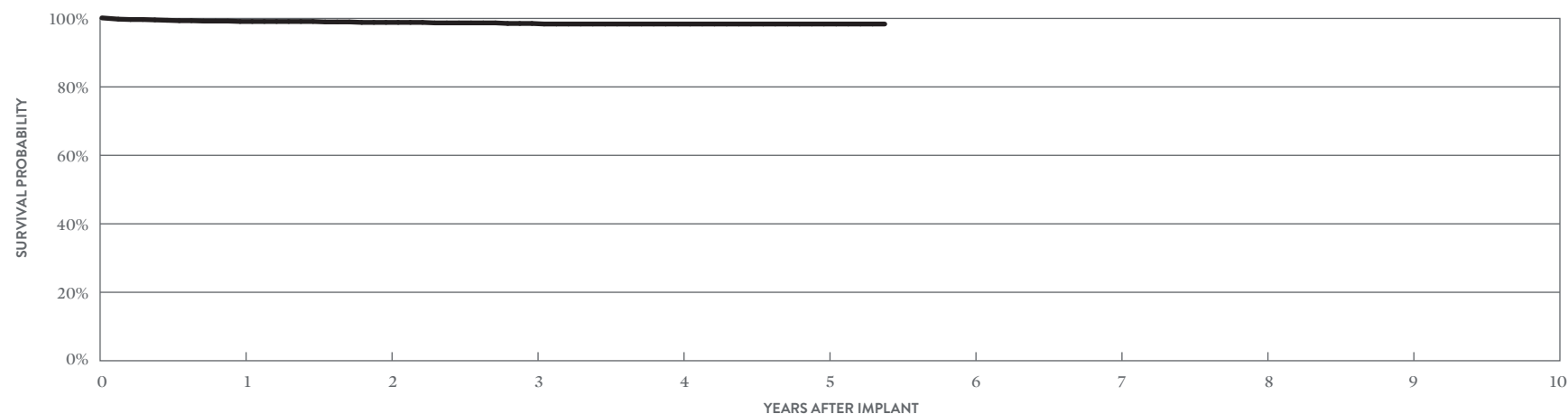
## Optisure™ DF4

### MODEL LDA230Q

US Regulatory Approval	February 2014
Registered US Implants	1,027
Estimated Active US Implants	645
Insulation	Optim*
Type and/or Fixation	Dual Coil, Active
Polarity	Bipolar
Steroid	Yes
Number of US Advisories (see pg. 325)	One

	ACUTE OBSERVATIONS (POST IMPLANT, ≤30 DAYS)		CHRONIC COMPLICATIONS (>30 DAYS)	
	QTY	RATE	QTY	RATE
Cardiac Perforation	1	0.10%	0	0.00%
Conductor Fracture	0	0.00%	0	0.00%
Lead Dislodgement	1	0.10%	3	0.29%
Failure to Capture	0	0.00%	4	0.39%
Oversensing	0	0.00%	4	0.39%
Failure to Sense	0	0.00%	1	0.10%
Insulation Breach	0	0.00%	0	0.00%
Abnormal Pacing Impedance	1	0.10%	1	0.10%
Abnormal Defibrillation Impedance	0	0.00%	0	0.00%
Extracardiac Stimulation	1	0.10%	0	0.00%
Other	0	0.00%	0	0.00%
<b>Total</b>	<b>4</b>	<b>0.39%</b>	<b>13</b>	<b>1.27%</b>
<b>Total Returned for Analysis</b>	<b>1</b>		<b>7</b>	

MALFUNCTIONS	QTY	RATE
Conductor Fracture	1	0.10%
Clavicular Crush	0	0.00%
In the Pocket	0	0.00%
Intravascular	1	0.10%
Insulation Breach	2	0.19%
Lead-to-Can Contact	1	0.10%
Lead-to-Lead Contact	0	0.00%
Clavicular Crush	1	0.10%
Externalized Conductors	0	0.00%
Other	0	0.00%
Crimps, Welds & Bonds	0	0.00%
Other	0	0.00%
Extrinsic Factors	8	0.78%
<b>Total</b>	<b>11</b>	<b>1.07%</b>



YEAR	1	2	3	4	5	AT 65 MONTHS
SURVIVAL PROBABILITY	99.11%	98.84%	98.53%	98.37%	98.37%	98.37%
± 1 STANDARD ERROR	0.29%	0.37%	0.42%	0.45%	0.45%	0.45%
SAMPLE SIZE	930	770	650	530	360	200

\*Optim™ lead insulation is a copolymer of silicone and polyurethane.

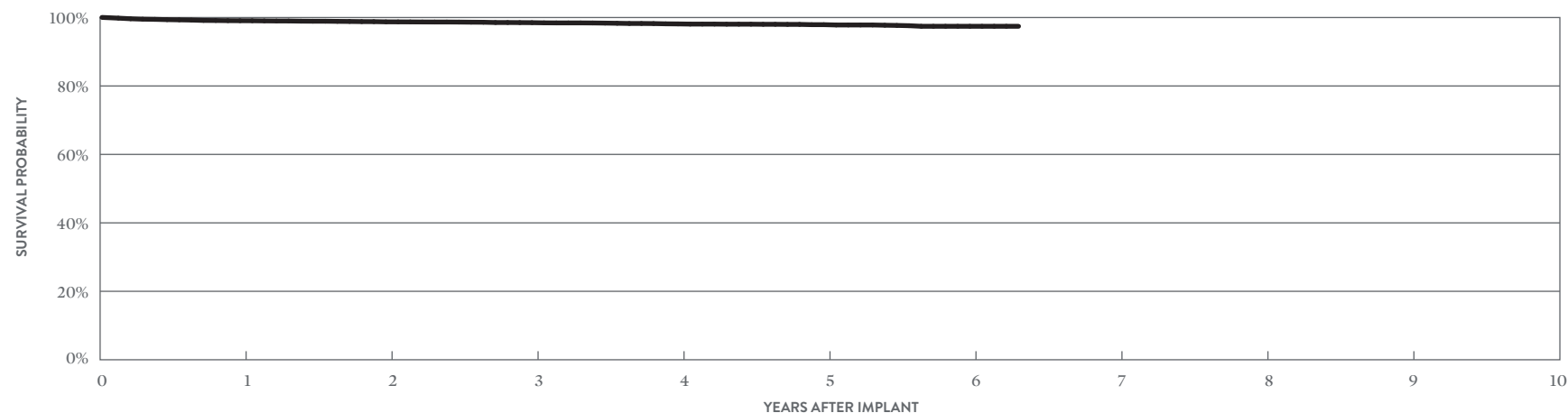
## Defibrillation Leads

### CUSTOMER REPORTED PERFORMANCE DATA

## Optisure™ DF4

### MODEL LDA220Q

		ACUTE OBSERVATIONS (POST IMPLANT, ≤30 DAYS)		CHRONIC COMPLICATIONS (>30 DAYS)		MALFUNCTIONS			
		QTY	RATE	QTY	RATE	QTY	RATE		
US Regulatory Approval	February 2014	Cardiac Perforation	10	0.09%	4	0.04%	Conductor Fracture	1	<0.01%
Registered US Implants	11,206	Conductor Fracture	0	0.00%	5	0.04%	Clavicular Crush	0	0.00%
Estimated Active US Implants	7,625	Lead Dislodgement	48	0.43%	65	0.58%	In the Pocket	0	0.00%
Insulation	Optim™*	Failure to Capture	19	0.17%	62	0.55%	Intravascular	1	<0.01%
Type and/or Fixation	Dual Coil, Active	Oversensing	5	0.04%	50	0.45%	Insulation Breach	5	0.04%
Polarity	Bipolar	Failure to Sense	2	0.02%	5	0.04%	Lead-to-Can Contact	1	<0.01%
Steroid	Yes	Insulation Breach	0	0.00%	2	0.02%	Lead-to-Lead Contact	0	0.00%
Number of US Advisories (see pg. 325)	One	Abnormal Pacing Impedance	0	0.00%	10	0.09%	Clavicular Crush	1	<0.01%
		Abnormal Defibrillation Impedance	4	0.04%	15	0.13%	Externalized Conductors	0	0.00%
		Extracardiac Stimulation	1	<0.01%	0	0.00%	Other	3	0.03%
		Other	6	0.05%	3	0.03%	Crimps, Welds & Bonds	0	0.00%
		<b>Total</b>	<b>95</b>	<b>0.85%</b>	<b>221</b>	<b>1.97%</b>	Other	0	0.00%
		<b>Total Returned for Analysis</b>	<b>34</b>		<b>68</b>		Extrinsic Factors	65	0.58%
							<b>Total</b>	<b>71</b>	<b>0.63%</b>



YEAR	1	2	3	4	5	6	AT 76 MONTHS
SURVIVAL PROBABILITY	99.07%	98.74%	98.50%	98.13%	97.91%	97.44%	97.44%
± 1 STANDARD ERROR	0.10%	0.11%	0.13%	0.16%	0.18%	0.26%	0.26%
SAMPLE SIZE	9,970	7,870	6,210	4,640	3,040	1,390	230

\*Optim™ lead insulation is a copolymer of silicone and polyurethane.

# Defibrillation Leads

## CUSTOMER REPORTED PERFORMANCE DATA

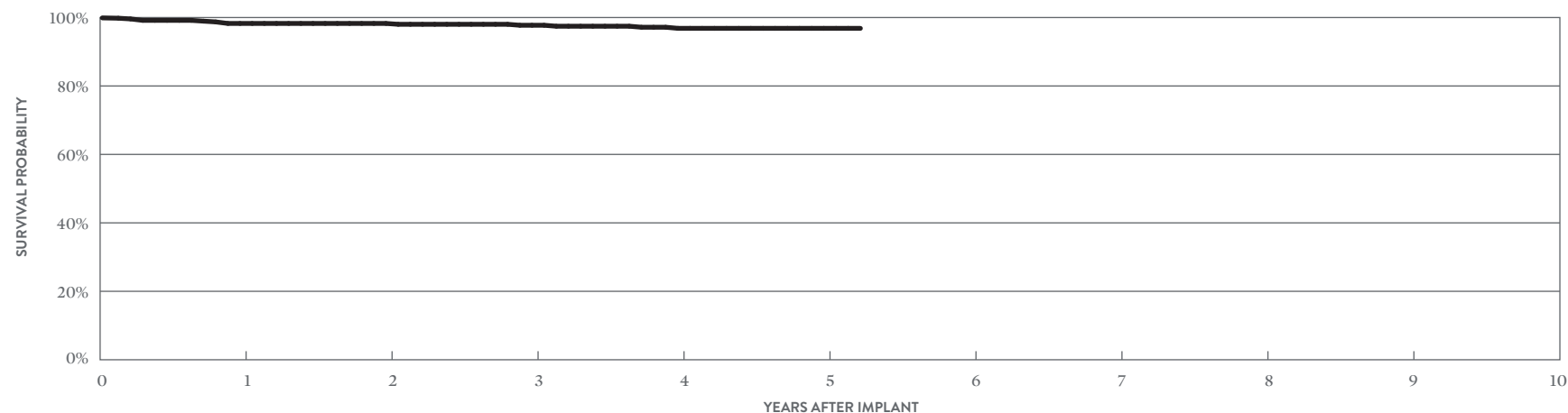
### Optisure™

#### MODEL LDA220

US Regulatory Approval	February 2014
Registered US Implants	578
Estimated Active US Implants	359
Insulation	Optim™*
Type and/or Fixation	Dual Coil, Active
Polarity	Bipolar
Steroid	Yes
Number of US Advisories (see pg. 325)	One

	ACUTE OBSERVATIONS (POST IMPLANT, ≤30 DAYS)		CHRONIC COMPLICATIONS (>30 DAYS)	
	QTY	RATE	QTY	RATE
Cardiac Perforation	1	0.17%	0	0.00%
Conductor Fracture	0	0.00%	0	0.00%
Lead Dislodgement	0	0.00%	5	0.87%
Failure to Capture	0	0.00%	2	0.35%
Oversensing	0	0.00%	5	0.87%
Failure to Sense	0	0.00%	0	0.00%
Insulation Breach	0	0.00%	0	0.00%
Abnormal Pacing Impedance	0	0.00%	2	0.35%
Abnormal Defibrillation Impedance	0	0.00%	1	0.17%
Extracardiac Stimulation	0	0.00%	0	0.00%
Other	0	0.00%	0	0.00%
<b>Total</b>	<b>1</b>	<b>0.17%</b>	<b>15</b>	<b>2.60%</b>
<b>Total Returned for Analysis</b>	<b>0</b>		<b>3</b>	

MALFUNCTIONS	QTY	RATE
Conductor Fracture	0	0.00%
Clavicular Crush	0	0.00%
In the Pocket	0	0.00%
Intravascular	0	0.00%
Insulation Breach	0	0.00%
Lead-to-Can Contact	0	0.00%
Lead-to-Lead Contact	0	0.00%
Clavicular Crush	0	0.00%
Externalized Conductors	0	0.00%
Other	0	0.00%
Crimps, Welds & Bonds	0	0.00%
Other	0	0.00%
Extrinsic Factors	5	0.87%
<b>Total</b>	<b>5</b>	<b>0.87%</b>



YEAR	1	2	3	4	5	AT 63 MONTHS
SURVIVAL PROBABILITY	98.27%	98.27%	97.74%	96.84%	96.84%	96.84%
± 1 STANDARD ERROR	0.61%	0.61%	0.71%	0.82%	0.87%	0.87%
SAMPLE SIZE	500	410	370	330	270	200

\*Optim™ lead insulation is a copolymer of silicone and polyurethane.

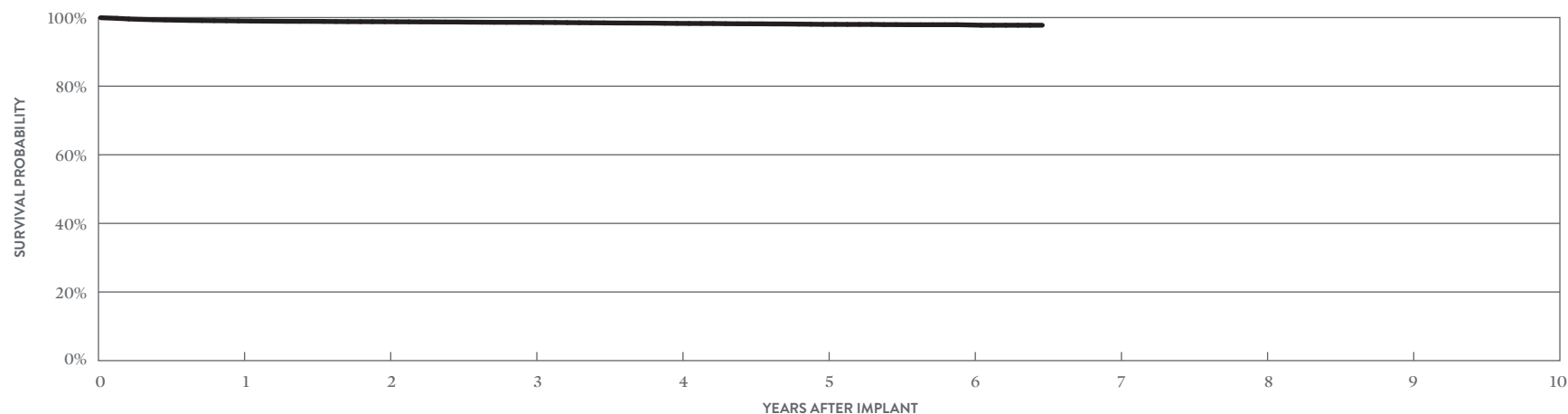
## Defibrillation Leads

### CUSTOMER REPORTED PERFORMANCE DATA

## Optisure™ DF4

### MODEL LDA210Q

		ACUTE OBSERVATIONS (POST IMPLANT, ≤30 DAYS)		CHRONIC COMPLICATIONS (>30 DAYS)		MALFUNCTIONS			
		QTY	RATE	QTY	RATE		QTY	RATE	
US Regulatory Approval	February 2014	Cardiac Perforation	76	0.17%	21	0.05%	Conductor Fracture	5	0.01%
Registered US Implants	46,054	Conductor Fracture	2	<0.01%	13	0.03%	Clavicular Crush	1	<0.01%
Estimated Active US Implants	32,779	Lead Dislodgement	151	0.33%	246	0.53%	In the Pocket	1	<0.01%
Insulation	Optim*	Failure to Capture	79	0.17%	148	0.32%	Intravascular	3	<0.01%
Type and/or Fixation	Single Coil, Active	Oversensing	32	0.07%	131	0.28%	Insulation Breach	10	0.02%
Polarity	Bipolar	Failure to Sense	11	0.02%	17	0.04%	Lead-to-Can Contact	4	<0.01%
Steroid	Yes	Insulation Breach	2	<0.01%	2	<0.01%	Lead-to-Lead Contact	5	0.01%
Number of US Advisories	None	Abnormal Pacing Impedance	9	0.02%	30	0.07%	Clavicular Crush	0	0.00%
		Abnormal Defibrillation Impedance	10	0.02%	22	0.05%	Externalized Conductors	0	0.00%
		Extracardiac Stimulation	2	<0.01%	5	0.01%	Other	1	<0.01%
		Other	17	0.04%	24	0.05%	Crimps, Welds & Bonds	0	0.00%
		<b>Total</b>	<b>391</b>	<b>0.85%</b>	<b>659</b>	<b>1.43%</b>	Other	5	0.01%
		<b>Total Returned for Analysis</b>	<b>131</b>		<b>241</b>		Extrinsic Factors	234	0.51%
							<b>Total</b>	<b>254</b>	<b>0.55%</b>



YEAR	1	2	3	4	5	6	AT 78 MONTHS
SURVIVAL PROBABILITY	99.02%	98.79%	98.60%	98.30%	98.02%	97.85%	97.77%
± 1 STANDARD ERROR	0.05%	0.06%	0.06%	0.08%	0.10%	0.11%	0.16%
SAMPLE SIZE	39,760	28,930	20,720	14,080	8,410	3,510	300

\*Optim™ lead insulation is a copolymer of silicone and polyurethane.

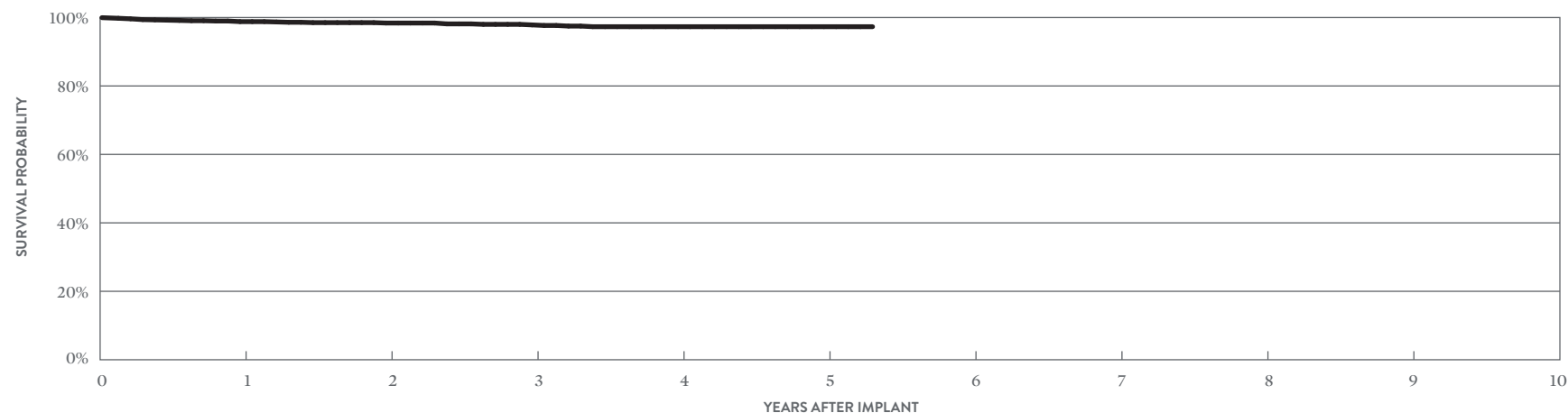
## Defibrillation Leads

### CUSTOMER REPORTED PERFORMANCE DATA

## Optisure™

### MODEL LDA210

		ACUTE OBSERVATIONS (POST IMPLANT, ≤30 DAYS)		CHRONIC COMPLICATIONS (>30 DAYS)					
		QTY	RATE	QTY	RATE	MALFUNCTIONS	QTY	RATE	
US Regulatory Approval	February 2014	Cardiac Perforation	2	0.14%	0	0.00%	Conductor Fracture	0	0.00%
Registered US Implants	1,437	Conductor Fracture	0	0.00%	2	0.14%	Clavicular Crush	0	0.00%
Estimated Active US Implants	989	Lead Dislodgement	7	0.49%	6	0.42%	In the Pocket	0	0.00%
Insulation	Optim™*	Failure to Capture	2	0.14%	8	0.56%	Intravascular	0	0.00%
Type and/or Fixation	Single Coil, Active	Oversensing	2	0.14%	10	0.70%	Insulation Breach	1	0.07%
Polarity	Bipolar	Failure to Sense	0	0.00%	0	0.00%	Lead-to-Can Contact	0	0.00%
Steroid	Yes	Insulation Breach	0	0.00%	0	0.00%	Lead-to-Lead Contact	1	0.07%
Number of US Advisories	None	Abnormal Pacing Impedance	0	0.00%	1	0.07%	Clavicular Crush	0	0.00%
		Abnormal Defibrillation Impedance	0	0.00%	1	0.07%	Externalized Conductors	0	0.00%
		Extracardiac Stimulation	0	0.00%	1	0.07%	Other	0	0.00%
		Other	1	0.07%	2	0.14%	Crimps, Welds & Bonds	0	0.00%
		<b>Total</b>	<b>14</b>	<b>0.97%</b>	<b>31</b>	<b>2.16%</b>	Other	0	0.00%
		<b>Total Returned for Analysis</b>	<b>5</b>		<b>10</b>		Extrinsic Factors	12	0.84%
							<b>Total</b>	<b>13</b>	<b>0.90%</b>



YEAR	1	2	3	4	5	AT 64 MONTHS
SURVIVAL PROBABILITY	98.80%	98.39%	97.84%	97.32%	97.32%	97.32%
± 1 STANDARD ERROR	0.28%	0.35%	0.43%	0.55%	0.55%	0.55%
SAMPLE SIZE	1,260	970	730	500	320	200

\*Optim™ lead insulation is a copolymer of silicone and polyurethane.



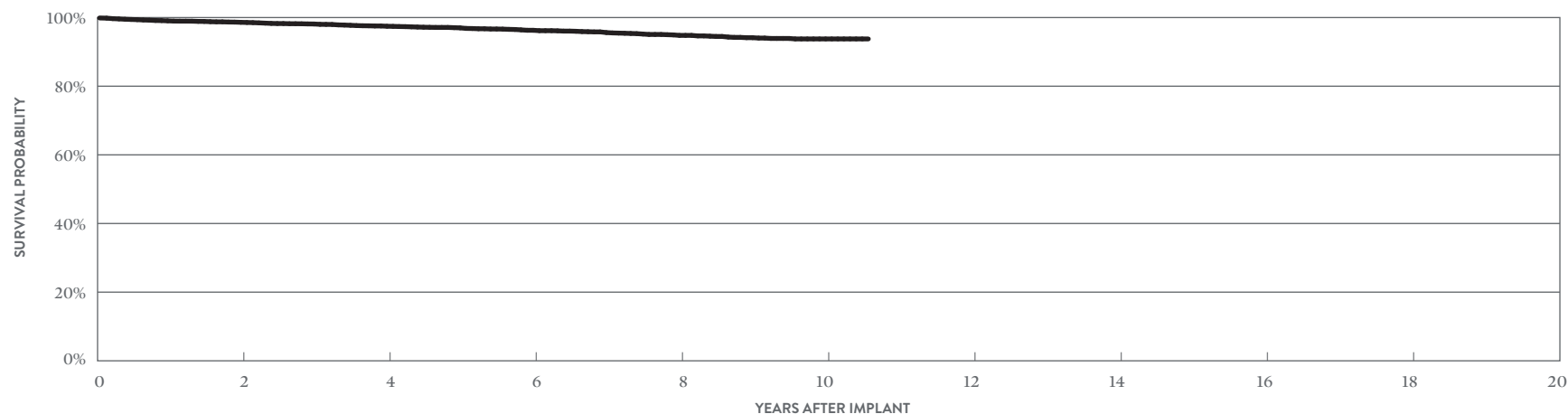
## Defibrillation Leads

### CUSTOMER REPORTED PERFORMANCE DATA

#### Durata™ DF4

#### MODELS 7170Q & 7171Q

		ACUTE OBSERVATIONS (POST IMPLANT, ≤30 DAYS)		CHRONIC COMPLICATIONS (>30 DAYS)		MALFUNCTIONS			
		QTY	RATE	QTY	RATE	QTY	RATE		
US Regulatory Approval	July 2009	Cardiac Perforation	6	0.09%	7	0.10%	Conductor Fracture	5	0.07%
Registered US Implants	6,908	Conductor Fracture	1	0.01%	27	0.39%	Clavicular Crush	0	0.00%
Estimated Active US Implants	3,357	Lead Dislodgement	20	0.29%	32	0.46%	In the Pocket	2	0.03%
Insulation	Optim™*	Failure to Capture	14	0.20%	72	1.04%	Intravascular	3	0.04%
Type and/or Fixation	Dual Coil, Passive	Oversensing	3	0.04%	58	0.84%	Insulation Breach	14	0.20%
Polarity	Bipolar	Failure to Sense	0	0.00%	1	0.01%	Lead-to-Can Contact	7	0.10%
Steroid	Yes	Insulation Breach	0	0.00%	4	0.06%	Lead-to-Lead Contact	5	0.07%
Number of US Advisories	None	Abnormal Pacing Impedance	1	0.01%	21	0.30%	Clavicular Crush	1	0.01%
		Abnormal Defibrillation Impedance	0	0.00%	19	0.28%	Externalized Conductors	0	0.00%
		Extracardiac Stimulation	1	0.01%	0	0.00%	Other	1	0.01%
		Other	1	0.01%	3	0.04%	Crimps, Welds & Bonds	0	0.00%
		<b>Total</b>	<b>47</b>	<b>0.68%</b>	<b>244</b>	<b>3.53%</b>	Other	0	0.00%
		<b>Total Returned for Analysis</b>	<b>22</b>		<b>66</b>		Extrinsic Factors	50	0.72%
							<b>Total</b>	<b>69</b>	<b>1.00%</b>



YEAR	2	4	6	8	10	AT 127 MONTHS
SURVIVAL PROBABILITY	98.61%	97.46%	96.29%	94.80%	93.77%	93.77%
± 1 STANDARD ERROR	0.15%	0.22%	0.29%	0.39%	0.51%	0.51%
SAMPLE SIZE	5,370	3,990	2,750	1,630	680	230

\*Optim™ lead insulation is a copolymer of silicone and polyurethane.

## Defibrillation Leads

### ACTIVELY MONITORED STUDY DATA

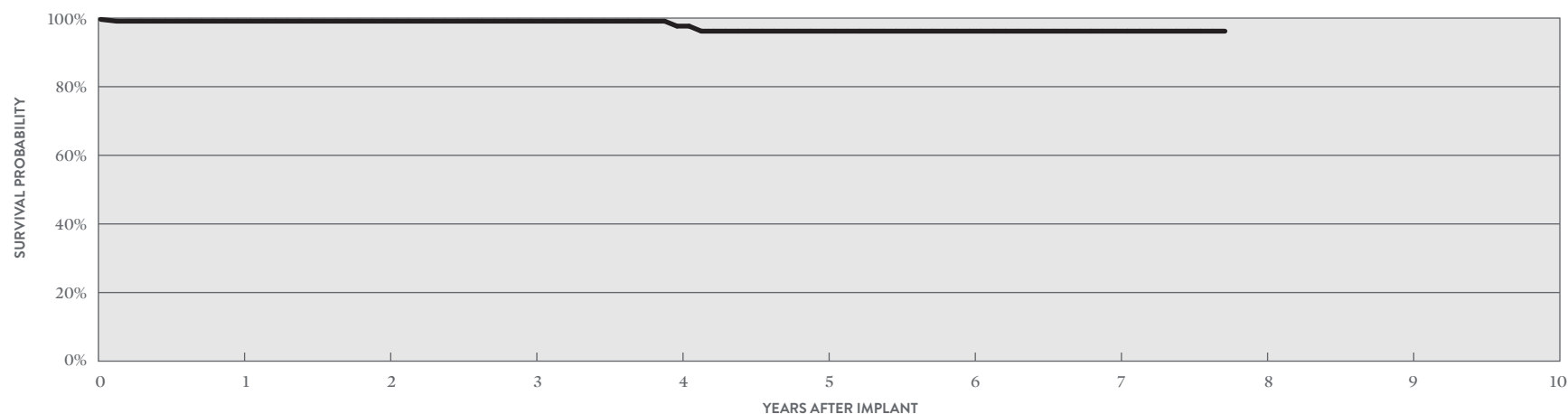
#### Durata™ DF4

#### MODELS 7170Q & 7171Q

US Regulatory Approval	July 2009
Number of Devices Enrolled in Study	115
Active Devices Enrolled in Study	39
Cumulative Months of Follow-up	7,944
Insulation	Optim™*
Type and/or Fixation	Dual Coil, Passive
Polarity	Bipolar
Steroid	Yes

QUALIFYING COMPLICATIONS	QTY	RATE
Abnormal Pacing Impedance	1	0.87%
Conductor Fracture	1	0.87%
Lead Dislodgement	1	0.87%

MALFUNCTIONS	QTY	RATE
Conductor Fracture	0	0.00%
Clavicular Crush	0	0.00%
In the Pocket	0	0.00%
Intravascular	0	0.00%
Insulation Breach	0	0.00%
Lead-to-Can Contact	0	0.00%
Lead-to-Lead Contact	0	0.00%
Clavicular Crush	0	0.00%
Externalized Conductors	0	0.00%
Other	0	0.00%
Crimps, Welds & Bonds	0	0.00%
Other	0	0.00%
Extrinsic Factors	2	1.74%
<b>Total</b>	<b>2</b>	<b>1.74%</b>



YEAR	1	2	3	4	5	6	7	AT 93 MONTHS
SURVIVAL PROBABILITY	99.10%	99.10%	99.10%	97.66%	96.19%	96.19%	96.19%	96.19%
± 1 STANDARD ERROR	0.90%	0.90%	0.90%	0.90%	2.20%	2.20%	2.20%	2.20%
SAMPLE SIZE	110	100	80	70	60	60	50	50

\*Optim™ lead insulation is a copolymer of silicone and polyurethane.

# Defibrillation Leads

## CUSTOMER REPORTED PERFORMANCE DATA

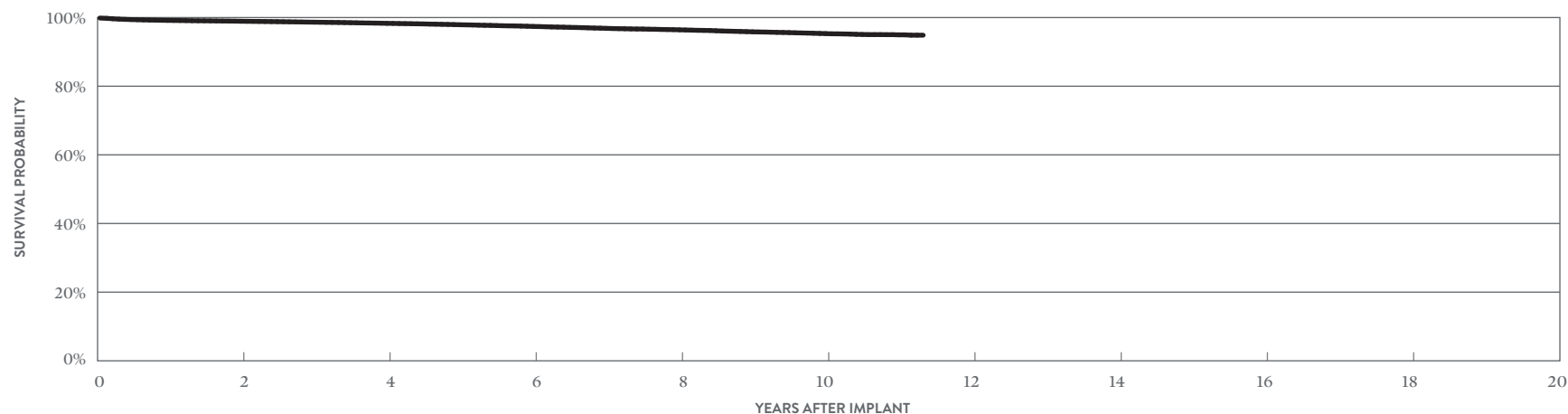
### Durata™ DF4

#### MODELS 7120Q & 7121Q

US Regulatory Approval	January 2009
Registered US Implants	137,006
Estimated Active US Implants	65,409
Insulation	Optim*
Type and/or Fixation	Dual Coil, Active
Polarity	Bipolar
Steroid	Yes
Number of US Advisories	None

	ACUTE OBSERVATIONS (POST IMPLANT, ≤30 DAYS)		CHRONIC COMPLICATIONS (>30 DAYS)	
	QTY	RATE	QTY	RATE
Cardiac Perforation	102	0.07%	45	0.03%
Conductor Fracture	2	<0.01%	232	0.17%
Lead Dislodgement	281	0.21%	683	0.50%
Failure to Capture	134	0.10%	940	0.69%
Oversensing	54	0.04%	915	0.67%
Failure to Sense	16	0.01%	98	0.07%
Insulation Breach	0	0.00%	58	0.04%
Abnormal Pacing Impedance	7	<0.01%	197	0.14%
Abnormal Defibrillation Impedance	11	<0.01%	415	0.30%
Extracardiac Stimulation	6	<0.01%	10	<0.01%
Other	42	0.03%	91	0.07%
<b>Total</b>	<b>655</b>	<b>0.48%</b>	<b>3684</b>	<b>2.69%</b>
<b>Total Returned for Analysis</b>	<b>318</b>		<b>1142</b>	

MALFUNCTIONS	QTY	RATE
Conductor Fracture	34	0.02%
Clavicular Crush	5	<0.01%
In the Pocket	11	<0.01%
Intravascular	18	0.01%
Insulation Breach	300	0.22%
Lead-to-Can Contact	167	0.12%
Lead-to-Lead Contact	34	0.02%
Clavicular Crush	35	0.03%
Externalized Conductors	0	0.00%
Other	64	0.05%
Crimps, Welds & Bonds	2	<0.01%
Other	38	0.03%
Extrinsic Factors	905	0.66%
<b>Total</b>	<b>1279</b>	<b>0.93%</b>



YEAR	2	4	6	8	10	AT 136 MONTHS
SURVIVAL PROBABILITY	98.92%	98.31%	97.41%	96.42%	95.32%	94.86%
± 1 STANDARD ERROR	0.03%	0.04%	0.05%	0.07%	0.10%	0.16%
SAMPLE SIZE	108,750	84,090	62,500	39,940	17,310	390

\*Optim™ lead insulation is a copolymer of silicone and polyurethane.

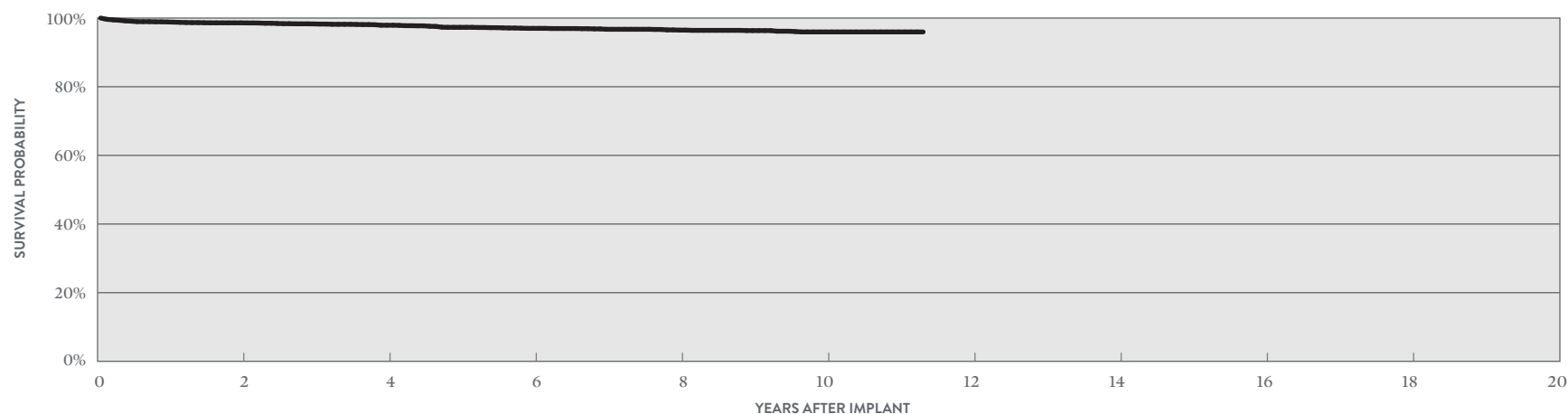
## Defibrillation Leads

### ACTIVELY MONITORED STUDY DATA

#### Durata™ DF4

#### MODELS 7120Q & 7121Q

		QUALIFYING COMPLICATIONS			MALFUNCTIONS		
			QTY	RATE		QTY	RATE
US Regulatory Approval	January 2009	Abnormal Defibrillation Impedance	5	0.12%	Conductor Fracture	5	0.12%
Number of Devices Enrolled in Study	4,322	Abnormal Pacing Impedance	5	0.12%	Clavicular Crush	1	0.02%
Active Devices Enrolled in Study	1,585	Cardiac Perforation	1	0.02%	In the Pocket	2	0.05%
Cumulative Months of Follow-up	283,598	Conductor Fracture	18	0.42%	Intravascular	2	0.05%
Insulation	Optim™*	Failure to Capture	20	0.46%	Insulation Breach	11	0.25%
Type and/or Fixation	Dual Coil, Active	Failure to Sense	5	0.12%	Lead-to-Can Contact	8	0.19%
Polarity	Bipolar	Inappropriate Shock	5	0.12%	Lead-to-Lead Contact	2	0.05%
Steroid	Yes	Insulation Breach	5	0.12%	Clavicular Crush	0	0.00%
		Lead Dislodgement	39	0.90%	Externalized Conductors	0	0.00%
		Oversensing	8	0.19%	Other	1	0.02%
					Crimps, Welds & Bonds	0	0.00%
					Other	1	0.02%
					Extrinsic Factors	50	1.16%
					<b>Total</b>	<b>67</b>	<b>1.55%</b>



YEAR	2	4	6	8	10	AT 136 MONTHS
SURVIVAL PROBABILITY	98.61%	97.91%	97.00%	96.49%	95.96%	95.96%
± 1 STANDARD ERROR	0.18%	0.24%	0.31%	0.35%	0.41%	0.41%
SAMPLE SIZE	3,500	2,630	2,000	1,650	960	80

\*Optim™ lead insulation is a copolymer of silicone and polyurethane.

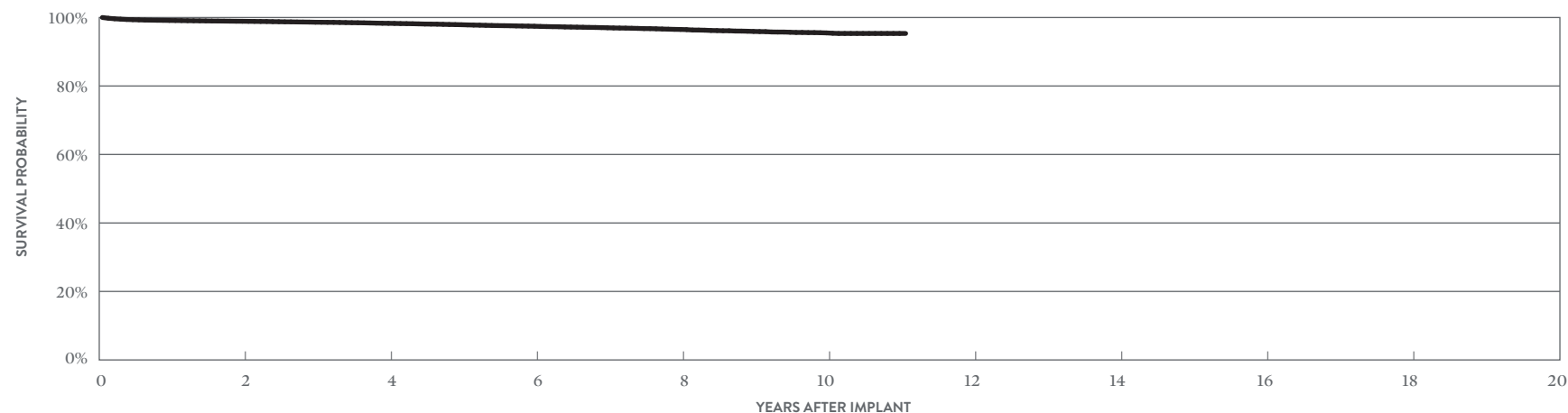
## Defibrillation Leads

### CUSTOMER REPORTED PERFORMANCE DATA

#### Durata™ DF4

#### MODEL 7122Q

		ACUTE OBSERVATIONS (POST IMPLANT, ≤30 DAYS)		CHRONIC COMPLICATIONS (>30 DAYS)		MALFUNCTIONS			
		QTY	RATE	QTY	RATE		QTY	RATE	
US Regulatory Approval	January 2009	Cardiac Perforation	165	0.13%	56	0.04%	Conductor Fracture	16	0.01%
Registered US Implants	128,702	Conductor Fracture	3	<0.01%	94	0.07%	Clavicular Crush	1	<0.01%
Estimated Active US Implants	74,936	Lead Dislodgement	316	0.25%	630	0.49%	In the Pocket	9	<0.01%
Insulation	Optim™*	Failure to Capture	162	0.13%	625	0.49%	Intravascular	6	<0.01%
Type and/or Fixation	Single Coil, Active	Oversensing	58	0.05%	538	0.42%	Insulation Breach	188	0.15%
Polarity	Bipolar	Failure to Sense	13	0.01%	60	0.05%	Lead-to-Can Contact	111	0.09%
Steroid	Yes	Insulation Breach	1	<0.01%	36	0.03%	Lead-to-Lead Contact	30	0.02%
Number of US Advisories	None	Abnormal Pacing Impedance	13	0.01%	126	0.10%	Clavicular Crush	18	0.01%
		Abnormal Defibrillation Impedance	12	<0.01%	123	0.10%	Externalized Conductors	0	0.00%
		Extracardiac Stimulation	3	<0.01%	9	<0.01%	Other	29	0.02%
		Other	47	0.04%	75	0.06%	Crimps, Welds & Bonds	0	0.00%
		<b>Total</b>	<b>793</b>	<b>0.62%</b>	<b>2372</b>	<b>1.84%</b>	Other	20	0.02%
		<b>Total Returned for Analysis</b>	<b>329</b>		<b>891</b>		Extrinsic Factors	771	0.60%
							<b>Total</b>	<b>995</b>	<b>0.77%</b>



YEAR	2	4	6	8	10	AT 133 MONTHS
SURVIVAL PROBABILITY	98.90%	98.30%	97.45%	96.51%	95.50%	95.34%
± 1 STANDARD ERROR	0.03%	0.04%	0.06%	0.10%	0.17%	0.20%
SAMPLE SIZE	88,460	55,680	32,030	12,710	3,340	210

\*Optim™ lead insulation is a copolymer of silicone and polyurethane.

## Defibrillation Leads

### ACTIVELY MONITORED STUDY DATA

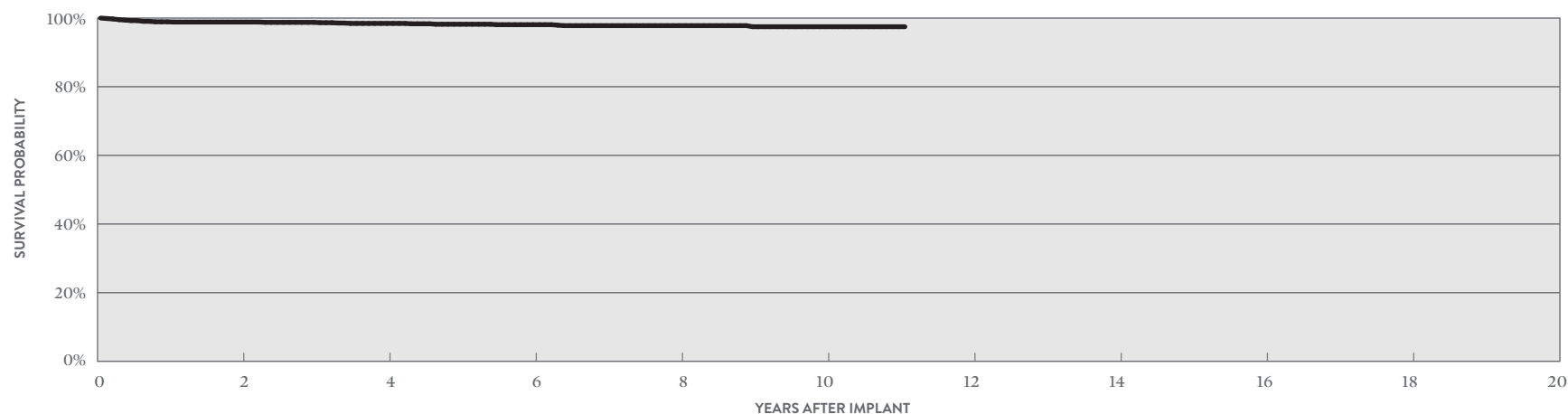
#### Durata™ DF4

#### MODEL 7122Q

US Regulatory Approval	January 2009
Number of Devices Enrolled in Study	1,561
Active Devices Enrolled in Study	673
Cumulative Months of Follow-up	97,902
Insulation	Optim™*
Type and/or Fixation	Single Coil, Active
Polarity	Bipolar
Steroid	Yes

QUALIFYING COMPLICATIONS	QTY	RATE
Abnormal Defibrillation Impedance	3	0.19%
Conductor Fracture	4	0.26%
Failure to Capture	7	0.45%
Failure to Sense	2	0.13%
Lead Dislodgement	7	0.45%
Oversensing	2	0.13%
Pericardial Effusion	2	0.13%

MALFUNCTIONS	QTY	RATE
Conductor Fracture	2	0.13%
Clavicular Crush	1	0.06%
In the Pocket	1	0.06%
Intravascular	0	0.00%
Insulation Breach	5	0.32%
Lead-to-Can Contact	4	0.26%
Lead-to-Lead Contact	0	0.00%
Clavicular Crush	0	0.00%
Externalized Conductors	0	0.00%
Other	1	0.06%
Crimps, Welds & Bonds	0	0.00%
Other	0	0.00%
Extrinsic Factors	15	0.96%
<b>Total</b>	<b>22</b>	<b>1.41%</b>



YEAR	2	4	6	8	10	AT 133 MONTHS
SURVIVAL PROBABILITY	98.84%	98.44%	98.07%	97.79%	97.48%	97.48%
± 1 STANDARD ERROR	0.28%	0.34%	0.40%	0.45%	0.54%	0.54%
SAMPLE SIZE	1,260	940	730	550	240	50

\*Optim™ lead insulation is a copolymer of silicone and polyurethane.

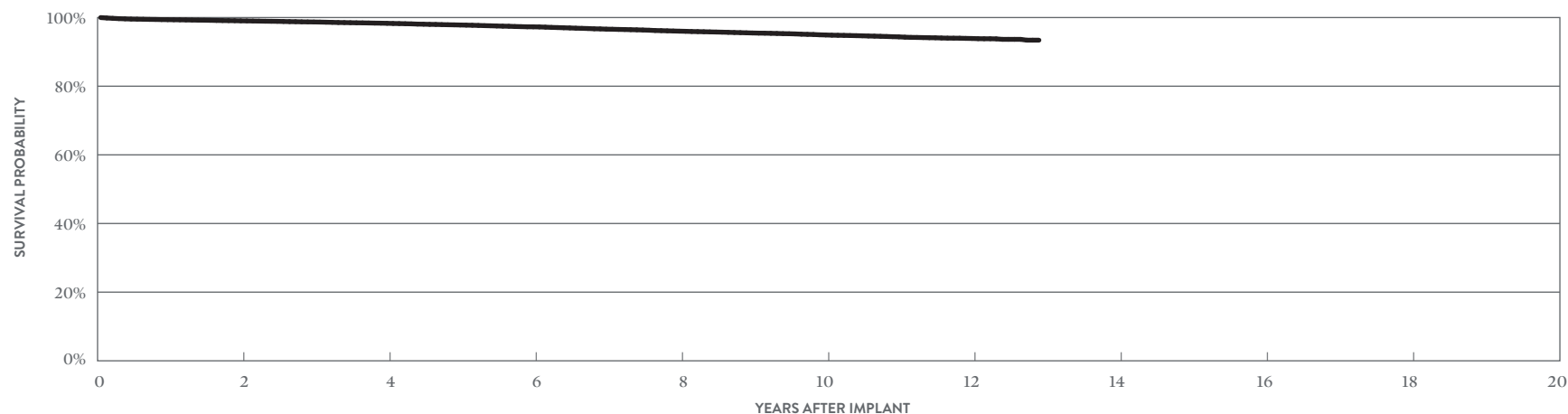
## Defibrillation Leads

### CUSTOMER REPORTED PERFORMANCE DATA

#### Durata™

#### MODELS 7120 & 7121

		ACUTE OBSERVATIONS (POST IMPLANT, ≤30 DAYS)		CHRONIC COMPLICATIONS (>30 DAYS)		MALFUNCTIONS			
		QTY	RATE	QTY	RATE		QTY	RATE	
US Regulatory Approval	September 2007	Cardiac Perforation	40	0.07%	18	0.03%	Conductor Fracture	34	0.06%
Registered US Implants	60,109	Conductor Fracture	2	<0.01%	169	0.28%	Clavicular Crush	2	<0.01%
Estimated Active US Implants	21,487	Lead Dislodgement	70	0.12%	190	0.32%	In the Pocket	23	0.04%
Insulation	Optim™*	Failure to Capture	25	0.04%	403	0.67%	Intravascular	9	0.01%
Type and/or Fixation	Dual Coil, Active	Oversensing	51	0.08%	798	1.33%	Insulation Breach	197	0.33%
Polarity	Bipolar	Failure to Sense	5	<0.01%	67	0.11%	Lead-to-Can Contact	103	0.17%
Steroid	Yes	Insulation Breach	0	0.00%	75	0.12%	Lead-to-Lead Contact	36	0.06%
Number of US Advisories	None	Abnormal Pacing Impedance	2	<0.01%	217	0.36%	Clavicular Crush	18	0.03%
		Abnormal Defibrillation Impedance	21	0.03%	325	0.54%	Externalized Conductors	0	0.00%
		Extracardiac Stimulation	0	0.00%	3	<0.01%	Other	40	0.07%
		Other	21	0.03%	58	0.10%	Crimps, Welds & Bonds	1	<0.01%
		<b>Total</b>	<b>237</b>	<b>0.39%</b>	<b>2323</b>	<b>3.86%</b>	Other	9	0.01%
		<b>Total Returned for Analysis</b>	<b>93</b>		<b>602</b>		Extrinsic Factors	447	0.74%
							<b>Total</b>	<b>688</b>	<b>1.14%</b>



YEAR	2	4	6	8	10	12	AT 155 MONTHS
SURVIVAL PROBABILITY	99.04%	98.32%	97.29%	96.03%	94.92%	93.90%	93.41%
± 1 STANDARD ERROR	0.04%	0.06%	0.08%	0.10%	0.12%	0.15%	0.24%
SAMPLE SIZE	48,420	39,040	31,870	25,860	19,920	9,550	300

\*Optim™ lead insulation is a copolymer of silicone and polyurethane.

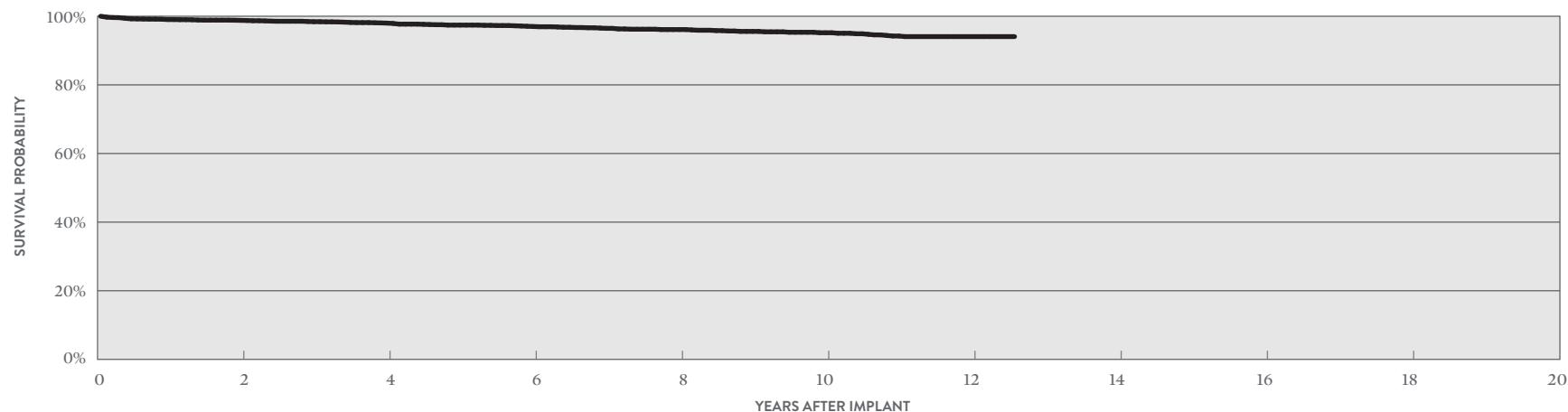
## Defibrillation Leads

### ACTIVELY MONITORED STUDY DATA

#### Durata™

#### MODELS 7120 & 7121

		QUALIFYING COMPLICATIONS			MALFUNCTIONS		
			QTY	RATE		QTY	RATE
US Regulatory Approval	September 2007	Abnormal Defibrillation Impedance	5	0.14%	Conductor Fracture	1	0.03%
Number of Devices Enrolled in Study	3,560	Abnormal Pacing Impedance	11	0.31%	Clavicular Crush	0	0.00%
Active Devices Enrolled in Study	636	Conductor Fracture	17	0.48%	In the Pocket	1	0.03%
Cumulative Months of Follow-up	229,968	Failure to Capture	15	0.42%	Intravascular	0	0.00%
Insulation	Optim™*	Failure to Sense	2	0.06%	Insulation Breach	13	0.37%
Type and/or Fixation	Dual Coil, Active	Inappropriate Shock	2	0.06%	Lead-to-Can Contact	6	0.17%
Polarity	Bipolar	Insulation Breach	13	0.37%	Lead-to-Lead Contact	6	0.17%
Steroid	Yes	Lead Dislodgement	20	0.56%	Clavicular Crush	0	0.00%
		Oversensing	15	0.42%	Externalized Conductors	0	0.00%
		Skin Erosion	2	0.06%	Other	1	0.03%
					Crimps, Welds & Bonds	0	0.00%
					Other	1	0.03%
					Extrinsic Factors	29	0.81%
					<b>Total</b>	<b>44</b>	<b>1.24%</b>



YEAR	2	4	6	8	10	12	AT 151 MONTHS
SURVIVAL PROBABILITY	98.80%	98.00%	97.01%	96.12%	95.19%	94.07%	94.07%
± 1 STANDARD ERROR	0.19%	0.26%	0.35%	0.44%	0.55%	0.69%	0.69%
SAMPLE SIZE	2,950	2,160	1,500	1,070	730	380	70

\*Optim™ lead insulation is a copolymer of silicone and polyurethane.



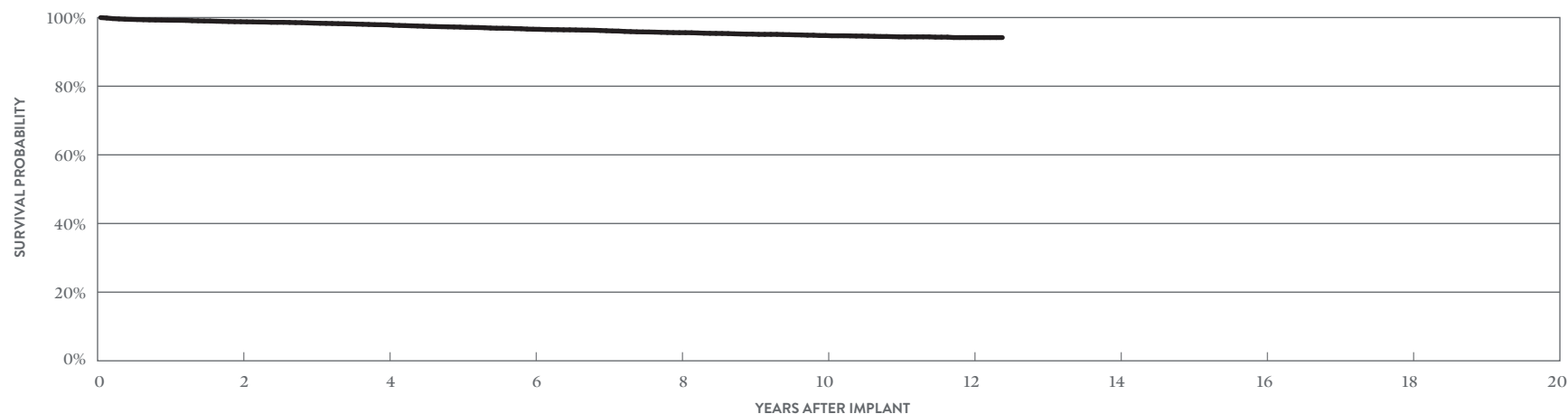
# Defibrillation Leads

## CUSTOMER REPORTED PERFORMANCE DATA

### Durata™

#### MODEL 7122

		ACUTE OBSERVATIONS (POST IMPLANT, ≤30 DAYS)		CHRONIC COMPLICATIONS (>30 DAYS)					
		QTY	RATE	QTY	RATE	MALFUNCTIONS	QTY	RATE	
US Regulatory Approval	September 2007	Cardiac Perforation	12	0.08%	4	0.03%	Conductor Fracture	16	0.10%
Registered US Implants	15,877	Conductor Fracture	1	<0.01%	40	0.25%	Clavicular Crush	1	<0.01%
Estimated Active US Implants	6,703	Lead Dislodgement	23	0.14%	74	0.47%	In the Pocket	12	0.08%
Insulation	Optim™*	Failure to Capture	19	0.12%	110	0.69%	Intravascular	3	0.02%
Type and/or Fixation	Single Coil, Active	Oversensing	12	0.08%	166	1.05%	Insulation Breach	68	0.43%
Polarity	Bipolar	Failure to Sense	0	0.00%	13	0.08%	Lead-to-Can Contact	37	0.23%
Steroid	Yes	Insulation Breach	1	<0.01%	24	0.15%	Lead-to-Lead Contact	20	0.13%
Number of US Advisories	None	Abnormal Pacing Impedance	3	0.02%	47	0.30%	Clavicular Crush	2	0.01%
		Abnormal Defibrillation Impedance	2	0.01%	42	0.26%	Externalized Conductors	1	<0.01%
		Extracardiac Stimulation	2	0.01%	2	0.01%	Other	8	0.05%
		Other	4	0.03%	11	0.07%	Crimps, Welds & Bonds	0	0.00%
		<b>Total</b>	<b>79</b>	<b>0.50%</b>	<b>533</b>	<b>3.36%</b>	Other	4	0.03%
		<b>Total Returned for Analysis</b>	<b>37</b>		<b>191</b>		Extrinsic Factors	145	0.91%
							<b>Total</b>	<b>233</b>	<b>1.47%</b>



YEAR	2	4	6	8	10	12	AT 149 MONTHS
SURVIVAL PROBABILITY	98.78%	97.88%	96.60%	95.59%	94.76%	94.17%	94.17%
± 1 STANDARD ERROR	0.09%	0.13%	0.18%	0.22%	0.26%	0.33%	0.33%
SAMPLE SIZE	12,640	9,770	7,390	5,160	3,300	1,100	240

\*Optim™ lead insulation is a copolymer of silicone and polyurethane.

## Defibrillation Leads

### ACTIVELY MONITORED STUDY DATA

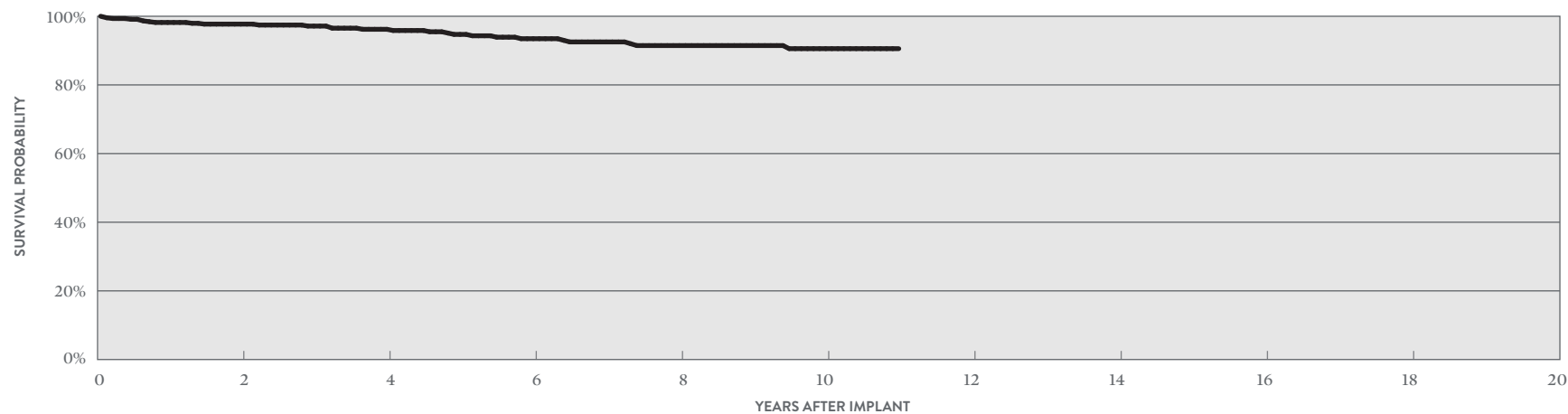
#### Durata™

#### MODEL 7122

US Regulatory Approval	September 2007
Number of Devices Enrolled in Study	457
Active Devices Enrolled in Study	129
Cumulative Months of Follow-up	31,694
Insulation	Optim™*
Type and/or Fixation	Single Coil, Active
Polarity	Bipolar
Steroid	Yes

QUALIFYING COMPLICATIONS	QTY	RATE
Abnormal Defibrillation Impedance	1	0.22%
Abnormal Pacing Impedance	5	1.09%
Conductor Fracture	6	1.31%
Failure to Capture	5	1.09%
Failure to Sense	1	0.22%
Insulation Breach	1	0.22%
Lead Dislodgement	5	1.09%
Oversensing	3	0.66%

MALFUNCTIONS	QTY	RATE
Conductor Fracture	2	0.44%
Clavicular Crush	0	0.00%
In the Pocket	1	0.22%
Intravascular	1	0.22%
Insulation Breach	3	0.66%
Lead-to-Can Contact	2	0.44%
Lead-to-Lead Contact	0	0.00%
Clavicular Crush	0	0.00%
Externalized Conductors	0	0.00%
Other	1	0.22%
Crimps, Welds & Bonds	0	0.00%
Other	0	0.00%
Extrinsic Factors	8	1.75%
<b>Total</b>	<b>13</b>	<b>2.84%</b>



YEAR	2	4	6	8	10	AT 132 MONTHS
SURVIVAL PROBABILITY	97.71%	96.20%	93.46%	91.46%	90.56%	90.56%
± 1 STANDARD ERROR	0.72%	0.97%	1.40%	1.69%	1.90%	1.90%
SAMPLE SIZE	400	300	220	170	100	50

\*Optim™ lead insulation is a copolymer of silicone and polyurethane.

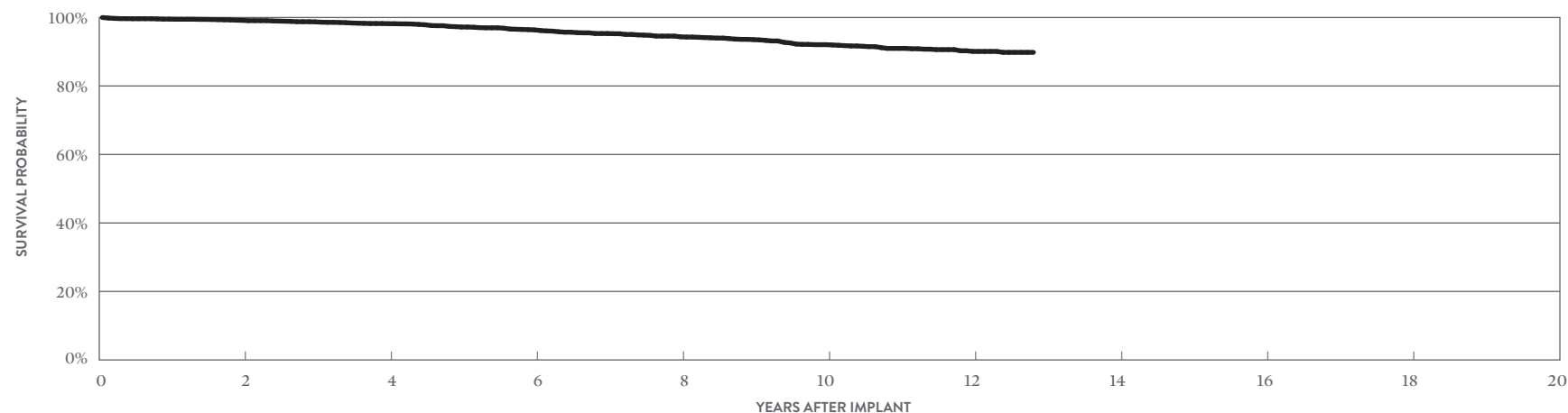
## Defibrillation Leads

### CUSTOMER REPORTED PERFORMANCE DATA

## Riata™ ST Optim™

### MODELS 7070 & 7071

		ACUTE OBSERVATIONS (POST IMPLANT, ≤30 DAYS)		CHRONIC COMPLICATIONS (>30 DAYS)					
		QTY	RATE	QTY	RATE	MALFUNCTIONS	QTY	RATE	
US Regulatory Approval	July 2006	Cardiac Perforation	3	0.09%	2	0.06%	Conductor Fracture	2	0.06%
Registered US Implants	3,311	Conductor Fracture	1	0.03%	27	0.82%	Clavicular Crush	0	0.00%
Estimated Active US Implants	1,027	Lead Dislodgement	3	0.09%	13	0.39%	In the Pocket	0	0.00%
Insulation	Optim™*	Failure to Capture	6	0.18%	40	1.21%	Intravascular	2	0.06%
Type and/or Fixation	Dual Coil, Passive	Oversensing	4	0.12%	63	1.90%	Insulation Breach	23	0.69%
Polarity	Bipolar	Failure to Sense	3	0.09%	3	0.09%	Lead-to-Can Contact	9	0.27%
Steroid	Yes	Insulation Breach	0	0.00%	8	0.24%	Lead-to-Lead Contact	4	0.12%
Number of US Advisories	None	Abnormal Pacing Impedance	0	0.00%	15	0.45%	Clavicular Crush	2	0.06%
		Abnormal Defibrillation Impedance	0	0.00%	22	0.66%	Externalized Conductors	1	0.03%
		Extracardiac Stimulation	0	0.00%	1	0.03%	Other	7	0.21%
		Other	0	0.00%	3	0.09%	Crimps, Welds & Bonds	0	0.00%
		<b>Total</b>	<b>20</b>	<b>0.60%</b>	<b>197</b>	<b>5.95%</b>	Other	0	0.00%
		<b>Total Returned for Analysis</b>	<b>6</b>		<b>44</b>		Extrinsic Factors	23	0.69%
							<b>Total</b>	<b>48</b>	<b>1.45%</b>



YEAR	2	4	6	8	10	12	AT 154 MONTHS
SURVIVAL PROBABILITY	99.17%	98.19%	96.39%	94.36%	92.07%	90.09%	89.82%
± 1 STANDARD ERROR	0.17%	0.27%	0.41%	0.53%	0.68%	0.80%	0.87%
SAMPLE SIZE	2,530	2,020	1,640	1,380	1,110	640	210

\*Optim™ lead insulation is a copolymer of silicone and polyurethane.

## Defibrillation Leads

### ACTIVELY MONITORED STUDY DATA

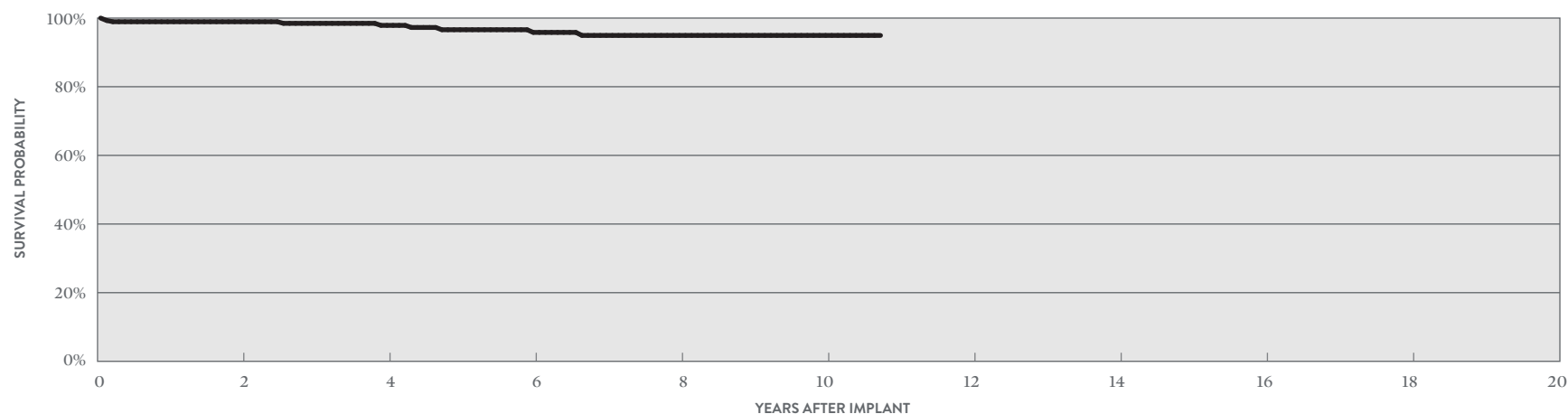
## Riata™ ST Optim™

### MODELS 7070 & 7071

US Regulatory Approval	July 2006
Number of Devices Enrolled in Study	288
Active Devices Enrolled in Study	49
Cumulative Months of Follow-up	19,484
Insulation	Optim™*
Type and/or Fixation	Dual Coil, Passive
Polarity	Bipolar
Steroid	Yes

QUALIFYING COMPLICATIONS	QTY	RATE
Abnormal Defibrillation Impedance	1	0.35%
Abnormal Pacing Impedance	2	0.69%
Cardiac Perforation	1	0.35%
Conductor Fracture	2	0.69%
Failure to Capture	1	0.35%
Lead Dislodgement	1	0.35%
Oversensing	1	0.35%

MALFUNCTIONS	QTY	RATE
Conductor Fracture	0	0.00%
Clavicular Crush	0	0.00%
In the Pocket	0	0.00%
Intravascular	0	0.00%
Insulation Breach	1	0.35%
Lead-to-Can Contact	1	0.35%
Lead-to-Lead Contact	0	0.00%
Clavicular Crush	0	0.00%
Externalized Conductors	0	0.00%
Other	0	0.00%
Crimps, Welds & Bonds	0	0.00%
Other	0	0.00%
Extrinsic Factors	1	0.35%
<b>Total</b>	<b>2</b>	<b>0.69%</b>



YEAR	2	4	6	8	10	AT 129 MONTHS
SURVIVAL PROBABILITY	98.94%	97.87%	95.82%	94.94%	94.94%	94.94%
± 1 STANDARD ERROR	0.61%	0.96%	1.31%	1.73%	1.73%	1.73%
SAMPLE SIZE	240	180	130	100	70	50

\*Optim™ lead insulation is a copolymer of silicone and polyurethane.

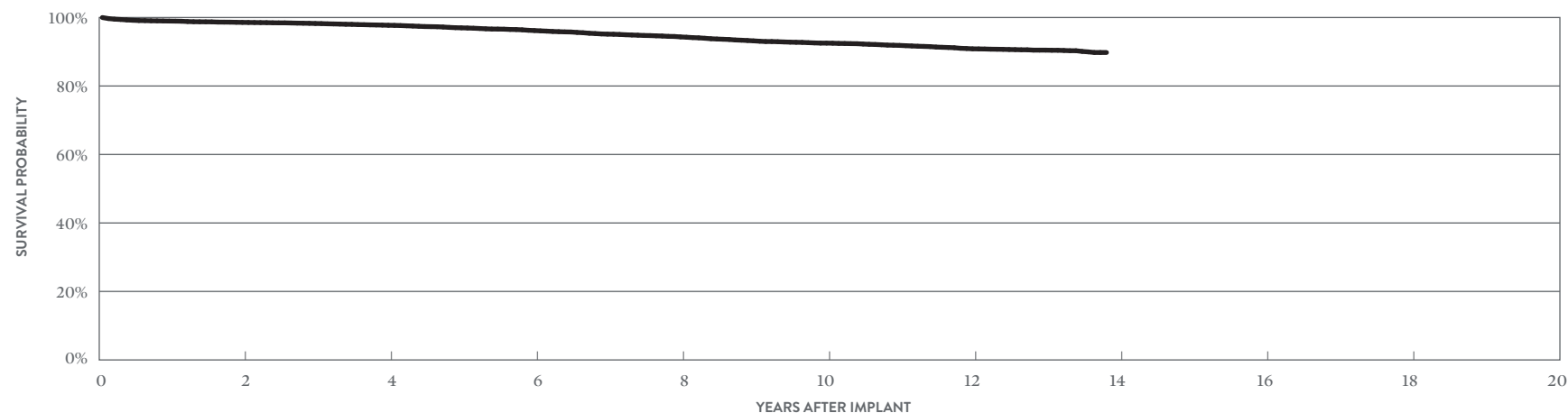
## Defibrillation Leads

### CUSTOMER REPORTED PERFORMANCE DATA

## Riata™ ST Optim™

### MODELS 7020 & 7021

		ACUTE OBSERVATIONS (POST IMPLANT, ≤30 DAYS)		CHRONIC COMPLICATIONS (>30 DAYS)					
		QTY	RATE	QTY	RATE	MALFUNCTIONS	QTY	RATE	
US Regulatory Approval	July 2006	Cardiac Perforation	33	0.23%	17	0.12%	Conductor Fracture	11	0.08%
Registered US Implants	14,250	Conductor Fracture	0	0.00%	67	0.47%	Clavicular Crush	1	<0.01%
Estimated Active US Implants	4,072	Lead Dislodgement	27	0.19%	65	0.46%	In the Pocket	5	0.04%
Insulation	Optim™*	Failure to Capture	17	0.12%	168	1.18%	Intravascular	5	0.04%
Type and/or Fixation	Dual Coil, Active	Oversensing	19	0.13%	281	1.97%	Insulation Breach	64	0.45%
Polarity	Bipolar	Failure to Sense	8	0.06%	21	0.15%	Lead-to-Can Contact	30	0.21%
Steroid	Yes	Insulation Breach	0	0.00%	29	0.20%	Lead-to-Lead Contact	7	0.05%
Number of US Advisories	None	Abnormal Pacing Impedance	2	0.01%	58	0.41%	Clavicular Crush	4	0.03%
		Abnormal Defibrillation Impedance	4	0.03%	110	0.77%	Externalized Conductors	0	0.00%
		Extracardiac Stimulation	3	0.02%	2	0.01%	Other	23	0.16%
		Other	0	0.00%	29	0.20%	Crimps, Welds & Bonds	0	0.00%
		<b>Total</b>	<b>113</b>	<b>0.79%</b>	<b>847</b>	<b>5.94%</b>	Other	0	0.00%
		<b>Total Returned for Analysis</b>	<b>53</b>		<b>228</b>		Extrinsic Factors	181	1.27%
							<b>Total</b>	<b>256</b>	<b>1.80%</b>



YEAR	2	4	6	8	10	12	AT 166 MONTHS
SURVIVAL PROBABILITY	98.57%	97.73%	96.19%	94.33%	92.52%	90.85%	89.78%
± 1 STANDARD ERROR	0.10%	0.14%	0.19%	0.25%	0.31%	0.35%	0.46%
SAMPLE SIZE	11,170	8,780	7,150	5,950	5,080	4,170	270

\*Optim™ lead insulation is a copolymer of silicone and polyurethane.

## Defibrillation Leads

### ACTIVELY MONITORED STUDY DATA

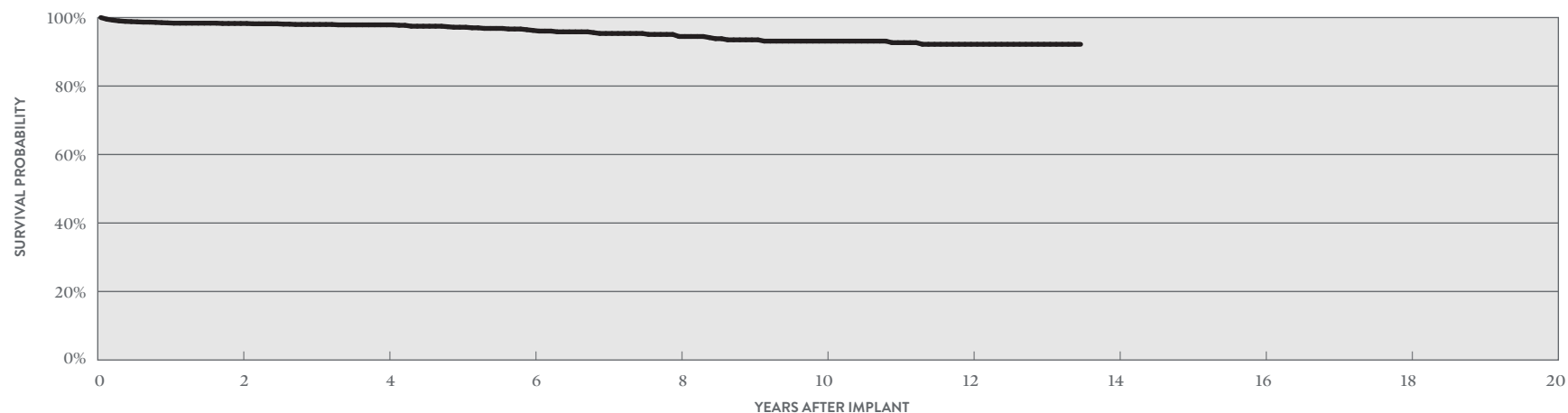
## Riata™ ST Optim™

### MODELS 7020 & 7021

US Regulatory Approval	July 2006
Number of Devices Enrolled in Study	1,469
Active Devices Enrolled in Study	181
Cumulative Months of Follow-up	89,583
Insulation	Optim™*
Type and/or Fixation	Dual Coil, Active
Polarity	Bipolar
Steroid	Yes

QUALIFYING COMPLICATIONS	QTY	RATE
Abnormal Pacing Impedance	6	0.41%
Cardiac Perforation	1	0.07%
Conductor Fracture	9	0.61%
Failure to Capture	16	1.09%
Failure to Sense	1	0.07%
Insulation Breach	2	0.14%
Lead Dislodgement	9	0.61%
Oversensing	6	0.41%
Skin Erosion	1	0.07%

MALFUNCTIONS	QTY	RATE
Conductor Fracture	3	0.20%
Clavicular Crush	0	0.00%
In the Pocket	3	0.20%
Intravascular	0	0.00%
Insulation Breach	3	0.20%
Lead-to-Can Contact	1	0.07%
Lead-to-Lead Contact	0	0.00%
Clavicular Crush	2	0.14%
Externalized Conductors	0	0.00%
Other	0	0.00%
Crimps, Welds & Bonds	0	0.00%
Other	0	0.00%
Extrinsic Factors	15	1.02%
<b>Total</b>	<b>21</b>	<b>1.43%</b>



YEAR	2	4	6	8	10	12	AT 162 MONTHS
SURVIVAL PROBABILITY	98.27%	97.87%	96.25%	94.47%	93.12%	92.19%	92.19%
± 1 STANDARD ERROR	0.35%	0.40%	0.62%	0.83%	1.13%	1.30%	1.30%
SAMPLE SIZE	1,180	840	540	350	240	190	50

\*Optim™ lead insulation is a copolymer of silicone and polyurethane.

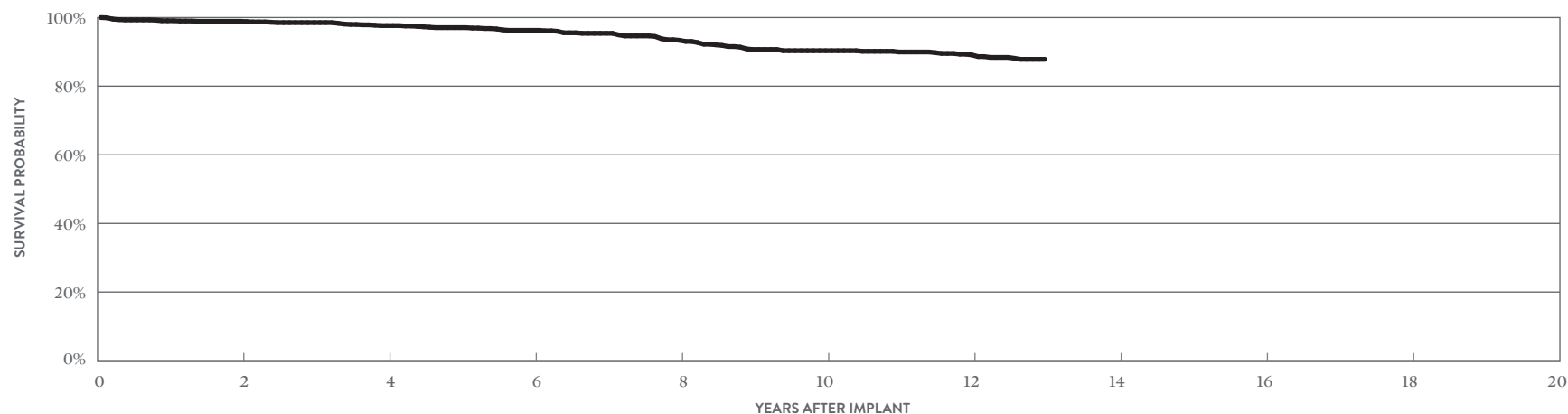
## Defibrillation Leads

### CUSTOMER REPORTED PERFORMANCE DATA

#### Riata™ ST Optim™

#### MODEL 7022

		ACUTE OBSERVATIONS (POST IMPLANT, ≤30 DAYS)		CHRONIC COMPLICATIONS (>30 DAYS)		MALFUNCTIONS			
		QTY	RATE	QTY	RATE		QTY	RATE	
US Regulatory Approval	July 2006	Cardiac Perforation	5	0.34%	2	0.14%	Conductor Fracture	3	0.20%
Registered US Implants	1,472	Conductor Fracture	0	0.00%	12	0.82%	Clavicular Crush	0	0.00%
Estimated Active US Implants	430	Lead Dislodgement	3	0.20%	11	0.75%	In the Pocket	2	0.14%
Insulation	Optim™*	Failure to Capture	1	0.07%	15	1.02%	Intravascular	1	0.07%
Type and/or Fixation	Single Coil, Active	Oversensing	0	0.00%	30	2.04%	Insulation Breach	9	0.61%
Polarity	Bipolar	Failure to Sense	0	0.00%	1	0.07%	Lead-to-Can Contact	6	0.41%
Steroid	Yes	Insulation Breach	0	0.00%	9	0.61%	Lead-to-Lead Contact	1	0.07%
Number of US Advisories	None	Abnormal Pacing Impedance	1	0.07%	5	0.34%	Clavicular Crush	0	0.00%
		Abnormal Defibrillation Impedance	0	0.00%	5	0.34%	Externalized Conductors	0	0.00%
		Extracardiac Stimulation	0	0.00%	1	0.07%	Other	2	0.14%
		Other	0	0.00%	2	0.14%	Crimps, Welds & Bonds	0	0.00%
		<b>Total</b>	<b>10</b>	<b>0.68%</b>	<b>93</b>	<b>6.32%</b>	Other	0	0.00%
		<b>Total Returned for Analysis</b>	<b>3</b>		<b>29</b>		Extrinsic Factors	25	1.70%
							<b>Total</b>	<b>37</b>	<b>2.51%</b>



YEAR	2	4	6	8	10	12	AT 156 MONTHS
SURVIVAL PROBABILITY	98.91%	97.66%	96.27%	93.37%	90.34%	89.09%	87.82%
± 1 STANDARD ERROR	0.29%	0.46%	0.62%	0.87%	1.11%	1.19%	1.32%
SAMPLE SIZE	1,140	900	740	600	520	420	210

\*Optim™ lead insulation is a copolymer of silicone and polyurethane.

# Defibrillation Leads

## CUSTOMER REPORTED PERFORMANCE DATA

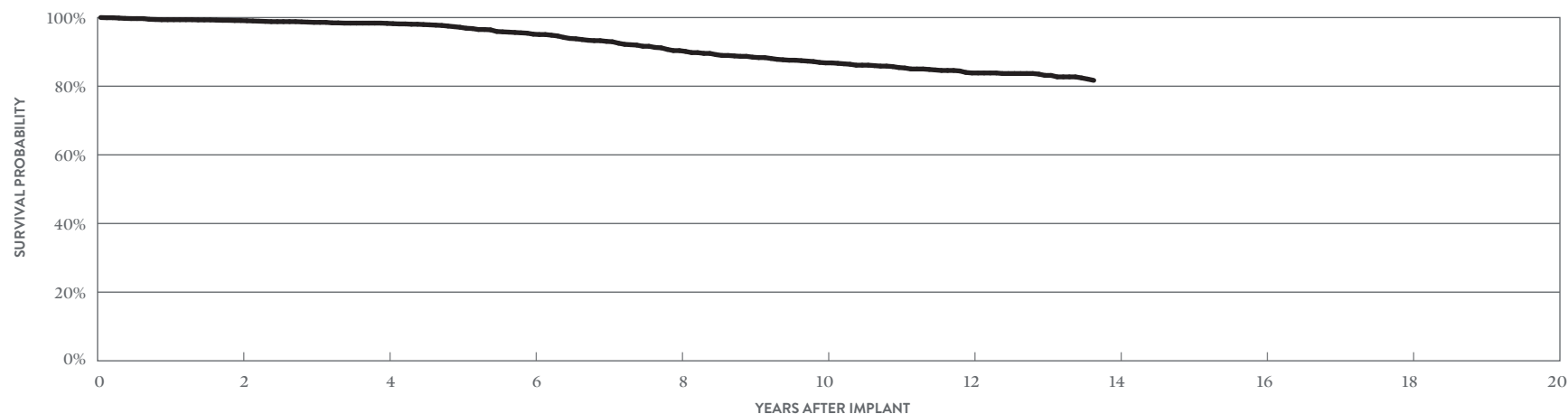
### Riata™ ST

#### MODELS 7010 & 7011

US Regulatory Approval	March 2006
Registered US Implants	2,200
Estimated Active US Implants	552
Insulation	Silicone
Type and/or Fixation	Dual Coil, Active
Polarity	Integrated Bipolar
Steroid	Yes
Number of US Advisories (see pg. 326)	One

	ACUTE OBSERVATIONS (POST IMPLANT, ≤30 DAYS)		CHRONIC COMPLICATIONS (>30 DAYS)	
	QTY	RATE	QTY	RATE
Cardiac Perforation	3	0.14%	3	0.14%
Conductor Fracture	0	0.00%	8	0.36%
Lead Dislodgement	1	0.05%	8	0.36%
Failure to Capture	2	0.09%	12	0.55%
Oversensing	2	0.09%	56	2.55%
Failure to Sense	1	0.05%	3	0.14%
Insulation Breach	0	0.00%	47	2.14%
Abnormal Pacing Impedance	1	0.05%	28	1.27%
Abnormal Defibrillation Impedance	0	0.00%	21	0.95%
Extracardiac Stimulation	0	0.00%	0	0.00%
Other	1	0.05%	3	0.14%
<b>Total</b>	<b>11</b>	<b>0.50%</b>	<b>189</b>	<b>8.59%</b>
<b>Total Returned for Analysis</b>	<b>4</b>		<b>42</b>	

MALFUNCTIONS	QTY	RATE
Conductor Fracture	3	0.14%
Clavicular Crush	0	0.00%
In the Pocket	3	0.14%
Intravascular	0	0.00%
Insulation Breach	42	1.91%
Lead-to-Can Contact	13	0.59%
Lead-to-Lead Contact	18	0.82%
Clavicular Crush	1	0.05%
Externalized Conductors	3	0.14%
Other	7	0.32%
Crimps, Welds & Bonds	0	0.00%
Other	0	0.00%
Extrinsic Factors	12	0.55%
<b>Total</b>	<b>57</b>	<b>2.59%</b>



YEAR	2	4	6	8	10	12	AT 164 MONTHS
SURVIVAL PROBABILITY	99.13%	98.30%	95.15%	90.37%	86.79%	83.85%	81.70%
± 1 STANDARD ERROR	0.22%	0.31%	0.59%	0.92%	1.09%	1.22%	1.37%
SAMPLE SIZE	1,690	1,300	1,010	820	690	590	240



# Defibrillation Leads

## CUSTOMER REPORTED PERFORMANCE DATA

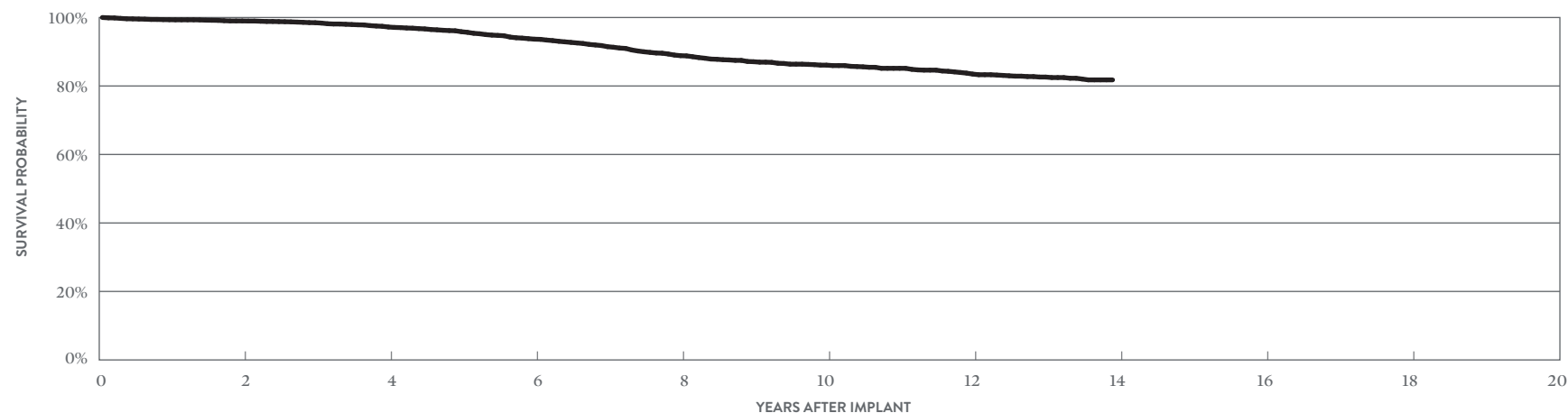
### Riata™ ST

#### MODELS 7040 & 7041

US Regulatory Approval	March 2006
Registered US Implants	4,057
Estimated Active US Implants	1,017
Insulation	Silicone
Type and/or Fixation	Dual Coil, Passive
Polarity	Bipolar
Steroid	Yes
Number of US Advisories (see pg. 326)	One

	ACUTE OBSERVATIONS (POST IMPLANT, ≤30 DAYS)		CHRONIC COMPLICATIONS (>30 DAYS)	
	QTY	RATE	QTY	RATE
Cardiac Perforation	4	0.10%	3	0.07%
Conductor Fracture	0	0.00%	37	0.91%
Lead Dislodgement	5	0.12%	5	0.12%
Failure to Capture	0	0.00%	52	1.28%
Oversensing	3	0.07%	112	2.76%
Failure to Sense	0	0.00%	16	0.39%
Insulation Breach	0	0.00%	64	1.58%
Abnormal Pacing Impedance	2	0.05%	22	0.54%
Abnormal Defibrillation Impedance	0	0.00%	32	0.79%
Extracardiac Stimulation	0	0.00%	1	0.02%
Other	1	0.02%	9	0.22%
<b>Total</b>	<b>15</b>	<b>0.37%</b>	<b>353</b>	<b>8.70%</b>
<b>Total Returned for Analysis</b>	<b>3</b>		<b>79</b>	

MALFUNCTIONS	QTY	RATE
Conductor Fracture	4	0.10%
Clavicular Crush	0	0.00%
In the Pocket	1	0.02%
Intravascular	3	0.07%
Insulation Breach	69	1.70%
Lead-to-Can Contact	34	0.84%
Lead-to-Lead Contact	21	0.52%
Clavicular Crush	0	0.00%
Externalized Conductors	2	0.05%
Other	12	0.30%
Crimps, Welds & Bonds	0	0.00%
Other	0	0.00%
Extrinsic Factors	29	0.71%
<b>Total</b>	<b>102</b>	<b>2.51%</b>



YEAR	2	4	6	8	10	12	AT 167 MONTHS
SURVIVAL PROBABILITY	99.00%	97.22%	93.67%	88.85%	86.09%	83.48%	81.78%
± 1 STANDARD ERROR	0.17%	0.29%	0.49%	0.69%	0.79%	0.88%	1.01%
SAMPLE SIZE	3,210	2,500	1,950	1,550	1,290	1,010	210

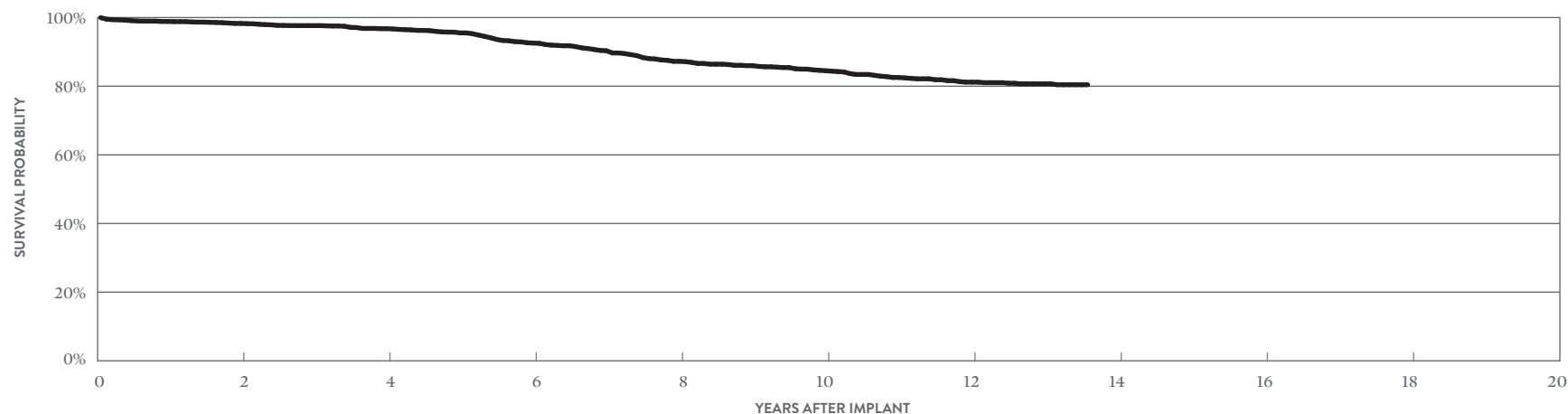
## Defibrillation Leads

### CUSTOMER REPORTED PERFORMANCE DATA

#### Riata™ ST

#### MODEL 7002

		ACUTE OBSERVATIONS (POST IMPLANT, ≤30 DAYS)		CHRONIC COMPLICATIONS (>30 DAYS)		MALFUNCTIONS			
		QTY	RATE	QTY	RATE	QTY	RATE		
US Regulatory Approval	June 2005	Cardiac Perforation	6	0.25%	5	0.21%	Conductor Fracture	5	0.21%
Registered US Implants	2,409	Conductor Fracture	0	0.00%	10	0.42%	Clavicular Crush	0	0.00%
Estimated Active US Implants	576	Lead Dislodgement	2	0.08%	9	0.37%	In the Pocket	2	0.08%
Insulation	Silicone	Failure to Capture	4	0.17%	27	1.12%	Intravascular	3	0.12%
Type and/or Fixation	Single Coil, Active	Oversensing	4	0.17%	69	2.86%	Insulation Breach	80	3.32%
Polarity	Bipolar	Failure to Sense	0	0.00%	3	0.12%	Lead-to-Can Contact	36	1.49%
Steroid	Yes	Insulation Breach	0	0.00%	73	3.03%	Lead-to-Lead Contact	18	0.75%
Number of US Advisories (see pg. 326)	One	Abnormal Pacing Impedance	2	0.08%	5	0.21%	Clavicular Crush	0	0.00%
		Abnormal Defibrillation Impedance	1	0.04%	10	0.42%	Externalized Conductors	10	0.42%
		Extracardiac Stimulation	0	0.00%	0	0.00%	Other	16	0.66%
		Other	1	0.04%	8	0.33%	Crimps, Welds & Bonds	0	0.00%
		<b>Total</b>	<b>20</b>	<b>0.83%</b>	<b>219</b>	<b>9.09%</b>	Other	0	0.00%
		<b>Total Returned for Analysis</b>	<b>11</b>		<b>73</b>		Extrinsic Factors	24	1.00%
							<b>Total</b>	<b>109</b>	<b>4.52%</b>



YEAR	2	4	6	8	10	12	AT 163 MONTHS
SURVIVAL PROBABILITY	98.28%	96.75%	92.56%	87.24%	84.50%	81.18%	80.42%
± 1 STANDARD ERROR	0.29%	0.41%	0.68%	0.94%	1.05%	1.20%	1.25%
SAMPLE SIZE	1,880	1,500	1,170	920	750	600	220

# Defibrillation Leads

## CUSTOMER REPORTED PERFORMANCE DATA

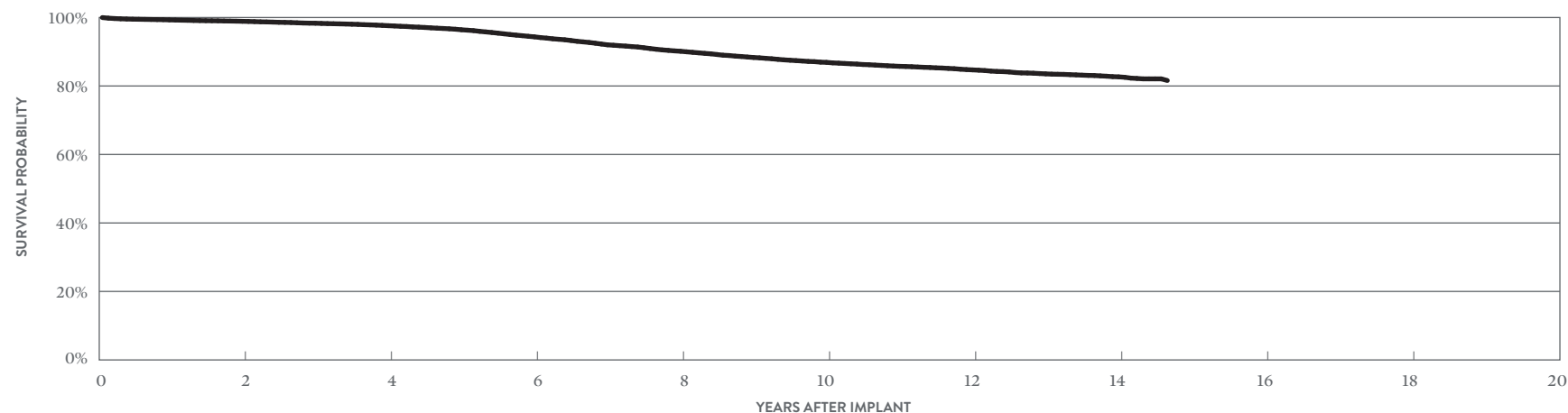
### Riata™ ST

#### MODELS 7000 & 7001

US Regulatory Approval	June 2005
Registered US Implants	34,882
Estimated Active US Implants	8,358
Insulation	Silicone
Type and/or Fixation	Dual Coil, Active
Polarity	Bipolar
Steroid	Yes
Number of US Advisories (see pg. 326)	One

	ACUTE OBSERVATIONS (POST IMPLANT, ≤30 DAYS)		CHRONIC COMPLICATIONS (>30 DAYS)	
	QTY	RATE	QTY	RATE
Cardiac Perforation	42	0.12%	33	0.09%
Conductor Fracture	0	0.00%	176	0.50%
Lead Dislodgement	38	0.11%	60	0.17%
Failure to Capture	43	0.12%	383	1.10%
Oversensing	40	0.11%	960	2.75%
Failure to Sense	7	0.02%	66	0.19%
Insulation Breach	2	<0.01%	778	2.23%
Abnormal Pacing Impedance	8	0.02%	131	0.38%
Abnormal Defibrillation Impedance	4	0.01%	249	0.71%
Extracardiac Stimulation	3	<0.01%	6	0.02%
Other	11	0.03%	102	0.29%
<b>Total</b>	<b>198</b>	<b>0.57%</b>	<b>2944</b>	<b>8.44%</b>
<b>Total Returned for Analysis</b>	<b>97</b>		<b>792</b>	

MALFUNCTIONS	QTY	RATE
Conductor Fracture	25	0.07%
Clavicular Crush	4	0.01%
In the Pocket	7	0.02%
Intravascular	14	0.04%
Insulation Breach	655	1.88%
Lead-to-Can Contact	343	0.98%
Lead-to-Lead Contact	174	0.50%
Clavicular Crush	12	0.03%
Externalized Conductors	41	0.12%
Other	85	0.24%
Crimps, Welds & Bonds	1	<0.01%
Other	1	<0.01%
Extrinsic Factors	328	0.94%
<b>Total</b>	<b>1010</b>	<b>2.90%</b>



YEAR	2	4	6	8	10	12	14	AT 176 MONTHS
SURVIVAL PROBABILITY	98.89%	97.61%	94.35%	90.14%	86.90%	84.70%	82.67%	81.60%
± 1 STANDARD ERROR	0.06%	0.09%	0.16%	0.22%	0.26%	0.29%	0.33%	0.37%
SAMPLE SIZE	28,080	21,930	17,020	13,290	10,870	9,160	4,620	260

## Defibrillation Leads

### ACTIVELY MONITORED STUDY DATA

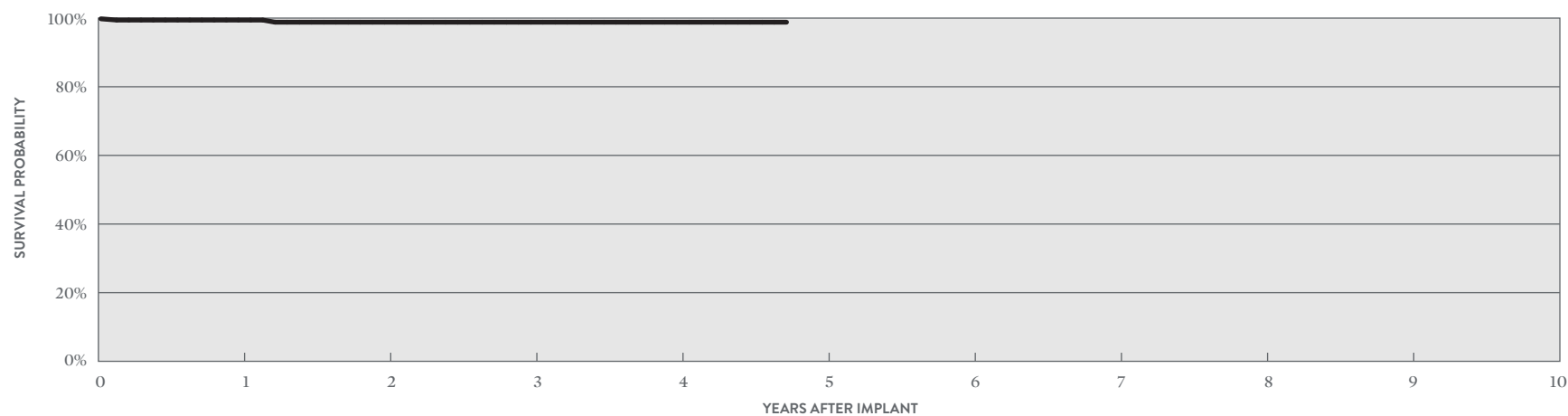
## Riata™ ST

### MODELS 7000 & 7001

US Regulatory Approval	June 2005
Number of Devices Enrolled in Study	180
Active Devices Enrolled in Study	9
Cumulative Months of Follow-up	8,385
Insulation	Silicone
Type and/or Fixation	Dual Coil, Active
Polarity	Bipolar
Steroid	Yes

QUALIFYING COMPLICATIONS	QTY	RATE
Conductor Fracture	1	0.56%
Insulation Breach	1	0.56%
Lead Dislodgement	1	0.56%

MALFUNCTIONS	QTY	RATE
Conductor Fracture	0	0.00%
Clavicular Crush	0	0.00%
In the Pocket	0	0.00%
Intravascular	0	0.00%
Insulation Breach	5	2.78%
Lead-to-Can Contact	3	1.67%
Lead-to-Lead Contact	1	0.56%
Clavicular Crush	0	0.00%
Externalized Conductors	0	0.00%
Other	1	0.56%
Crimps, Welds & Bonds	1	0.56%
Other	0	0.00%
Extrinsic Factors	0	0.00%
<b>Total</b>	<b>6</b>	<b>3.33%</b>



YEAR	1	2	3	4	AT 57 MONTHS
SURVIVAL PROBABILITY	99.43%	98.81%	98.81%	98.81%	98.81%
± 1 STANDARD ERROR	0.56%	0.84%	0.84%	0.84%	0.84%
SAMPLE SIZE	170	150	120	90	50

# Defibrillation Leads

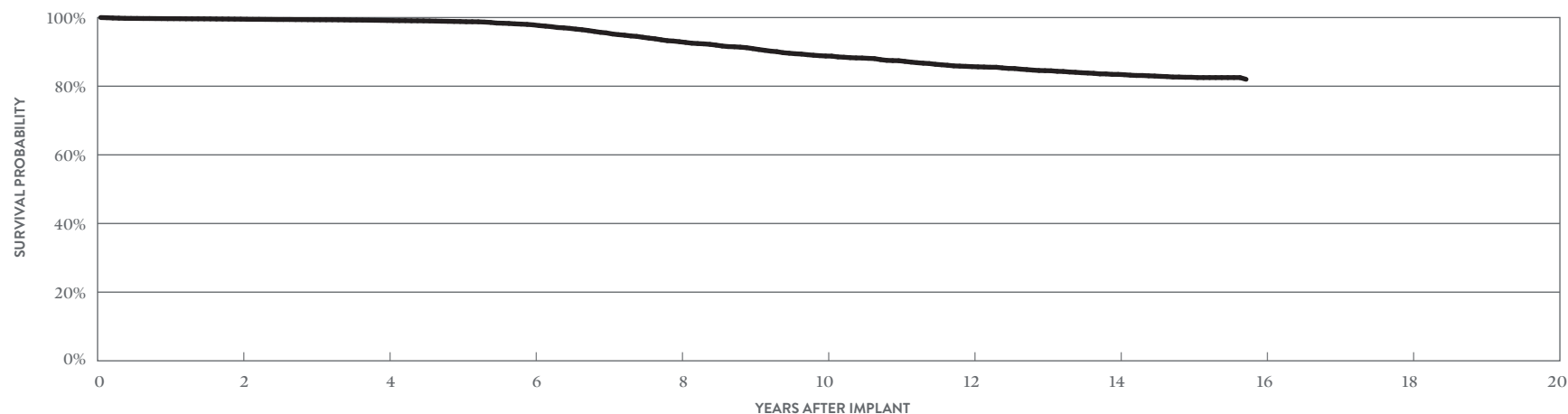
## CUSTOMER REPORTED PERFORMANCE DATA

### Riata™ i

#### MODELS 1590 & 1591

US Regulatory Approval	April 2004
Registered US Implants	9,700
Estimated Active US Implants	2,032
Insulation	Silicone
Type and/or Fixation	Dual Coil, Active
Polarity	Integrated Bipolar
Steroid	Yes
Number of US Advisories (see pg. 326)	One

MALFUNCTIONS	QTY	RATE
Conductor Fracture	7	0.07%
Clavicular Crush	1	0.01%
In the Pocket	1	0.01%
Intravascular	5	0.05%
Insulation Breach	208	2.14%
Lead-to-Can Contact	87	0.90%
Lead-to-Lead Contact	58	0.60%
Clavicular Crush	2	0.02%
Externalized Conductors	21	0.22%
Other	40	0.41%
Crimps, Welds & Bonds	0	0.00%
Other	1	0.01%
Extrinsic Factors	56	0.58%
<b>Total</b>	<b>272</b>	<b>2.80%</b>



YEAR	2	4	6	8	10	12	14	AT 189 MONTHS
SURVIVAL PROBABILITY	99.53%	99.15%	97.87%	92.96%	88.79%	85.70%	83.44%	82.01%
± 1 STANDARD ERROR	0.07%	0.10%	0.18%	0.38%	0.50%	0.58%	0.64%	0.67%
SAMPLE SIZE	7,920	6,220	4,760	3,680	2,930	2,450	1,990	200

## Defibrillation Leads

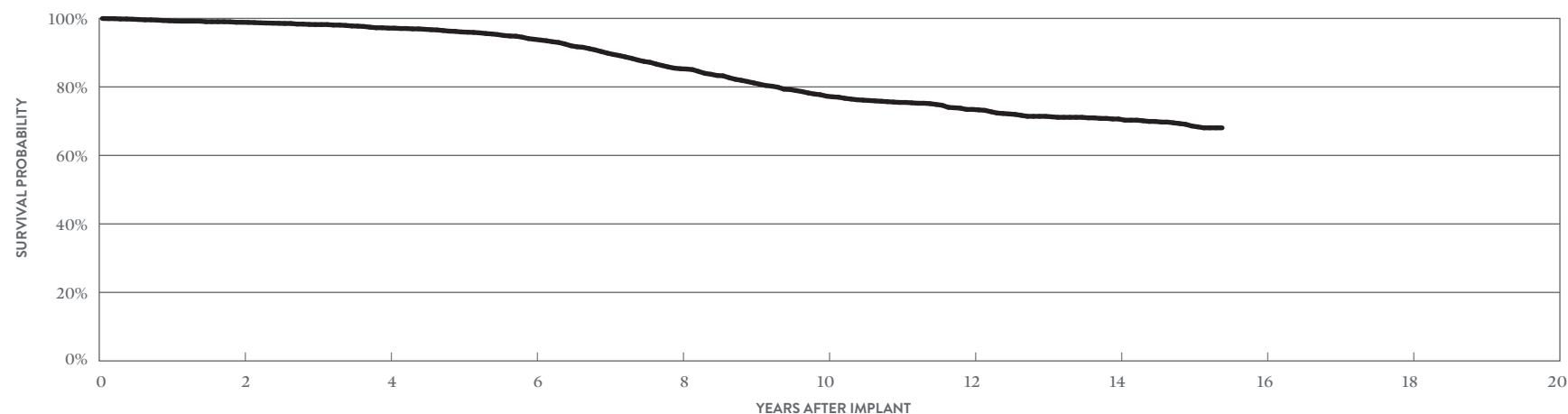
### CUSTOMER REPORTED PERFORMANCE DATA

Riata™

MODEL 1582

US Regulatory Approval	March 2003
Registered US Implants	3,132
Estimated Active US Implants	523
Insulation	Silicone
Type and/or Fixation	Single Coil, Active
Polarity	Bipolar
Steroid	Yes
Number of US Advisories (see pg. 326)	One

MALFUNCTIONS	QTY	RATE
Conductor Fracture	3	0.10%
Clavicular Crush	0	0.00%
In the Pocket	0	0.00%
Intravascular	3	0.10%
Insulation Breach	182	5.81%
Lead-to-Can Contact	57	1.82%
Lead-to-Lead Contact	32	1.02%
Clavicular Crush	2	0.06%
Externalized Conductors	51	1.63%
Other	40	1.28%
Crimps, Welds & Bonds	0	0.00%
Other	0	0.00%
Extrinsic Factors	35	1.12%
<b>Total</b>	<b>220</b>	<b>7.02%</b>



YEAR	2	4	6	8	10	12	14	AT 185 MONTHS
SURVIVAL PROBABILITY	98.87%	97.16%	93.90%	85.30%	77.30%	73.42%	70.63%	68.05%
± 1 STANDARD ERROR	0.21%	0.34%	0.55%	0.93%	1.18%	1.31%	1.40%	1.54%
SAMPLE SIZE	2,470	1,920	1,440	1,060	800	620	450	210

# Defibrillation Leads

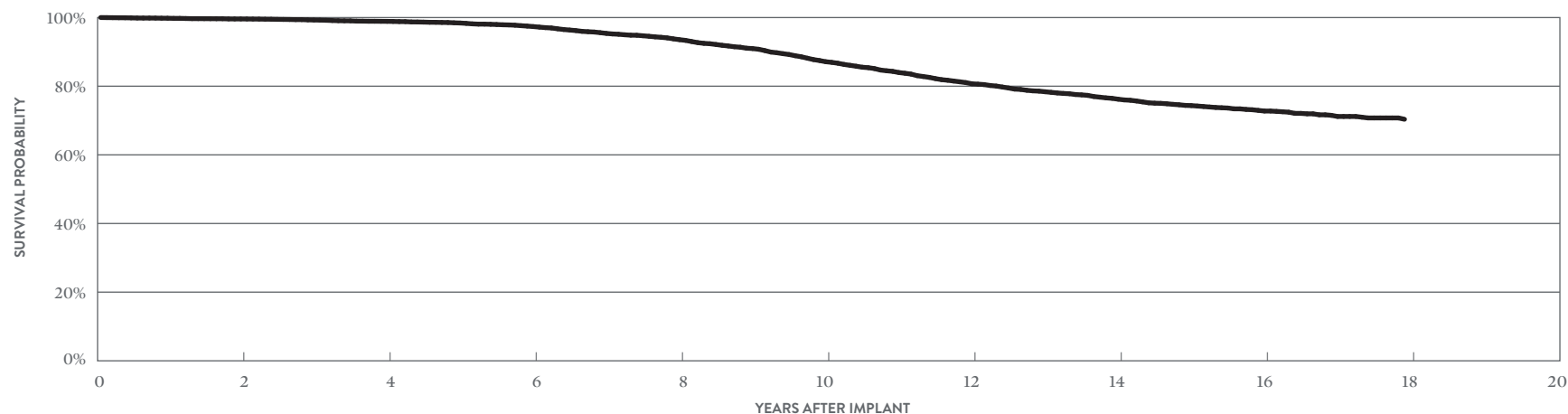
## CUSTOMER REPORTED PERFORMANCE DATA

### Riata™

#### MODELS 1570 & 1571

US Regulatory Approval	March 2002
Registered US Implants	10,279
Estimated Active US Implants	1,708
Insulation	Silicone
Type and/or Fixation	Dual Coil, Passive
Polarity	Bipolar
Steroid	Yes
Number of US Advisories (see pg. 326)	One

MALFUNCTIONS	QTY	RATE
Conductor Fracture	6	0.06%
Clavicular Crush	2	0.02%
In the Pocket	3	0.03%
Intravascular	1	<0.01%
Insulation Breach	270	2.63%
Lead-to-Can Contact	127	1.24%
Lead-to-Lead Contact	47	0.46%
Clavicular Crush	2	0.02%
Externalized Conductors	50	0.49%
Other	44	0.43%
Crimps, Welds & Bonds	0	0.00%
Other	0	0.00%
Extrinsic Factors	69	0.67%
<b>Total</b>	<b>345</b>	<b>3.36%</b>



YEAR	2	4	6	8	10	12	14	16	AT 215 MONTHS
SURVIVAL PROBABILITY	99.59%	98.89%	97.37%	93.55%	87.13%	80.70%	76.21%	72.76%	70.37%
± 1 STANDARD ERROR	0.07%	0.12%	0.20%	0.34%	0.52%	0.66%	0.76%	0.86%	1.01%
SAMPLE SIZE	8,460	6,690	5,110	3,860	2,980	2,270	1,650	950	200

## Defibrillation Leads

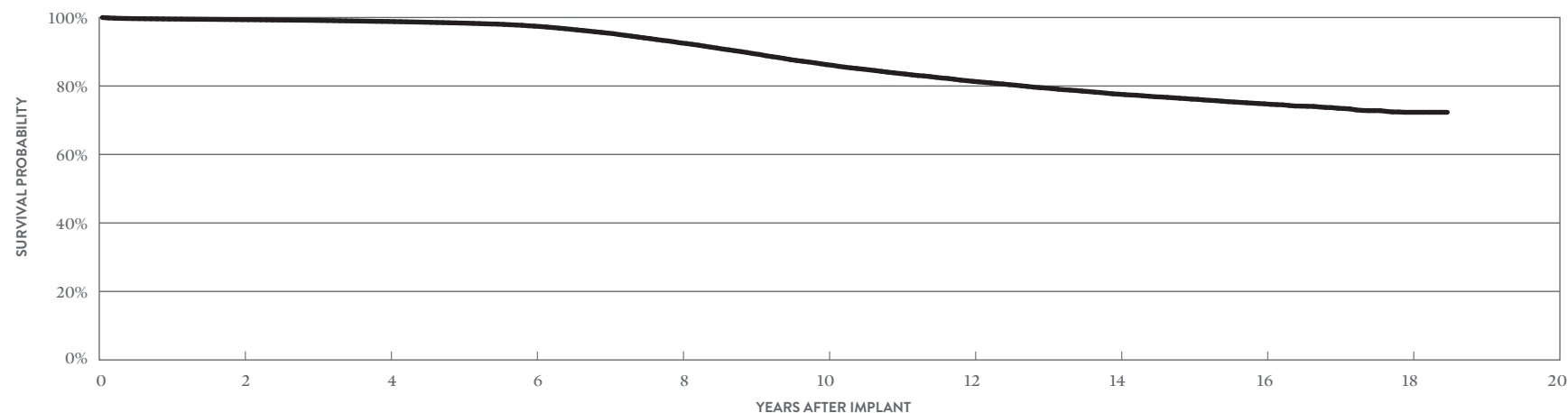
### CUSTOMER REPORTED PERFORMANCE DATA

#### Riata™

#### MODELS 1580 & 1581

US Regulatory Approval	March 2002
Registered US Implants	68,403
Estimated Active US Implants	11,395
Insulation	Silicone
Type and/or Fixation	Dual Coil, Active
Polarity	Bipolar
Steroid	Yes
Number of US Advisories (see pg. 326)	One

MALFUNCTIONS	QTY	RATE
Conductor Fracture	34	0.05%
Clavicular Crush	4	<0.01%
In the Pocket	11	0.02%
Intravascular	19	0.03%
Insulation Breach	1928	2.82%
Lead-to-Can Contact	798	1.17%
Lead-to-Lead Contact	384	0.56%
Clavicular Crush	20	0.03%
Externalized Conductors	371	0.54%
Other	355	0.52%
Crimps, Welds & Bonds	3	<0.01%
Other	0	0.00%
Extrinsic Factors	574	0.84%
<b>Total</b>	<b>2539</b>	<b>3.71%</b>



YEAR	2	4	6	8	10	12	14	16	18	AT 222 MONTHS
<b>SURVIVAL PROBABILITY</b>	99.37%	98.84%	97.48%	92.59%	86.23%	81.37%	77.61%	74.78%	72.32%	72.32%
<b>± 1 STANDARD ERROR</b>	0.03%	0.05%	0.07%	0.14%	0.21%	0.25%	0.28%	0.32%	0.45%	0.45%
<b>SAMPLE SIZE</b>	55,840	43,910	33,490	25,200	19,110	15,000	11,530	5,790	1,180	220



## Defibrillation Leads

### ACTIVELY MONITORED STUDY DATA

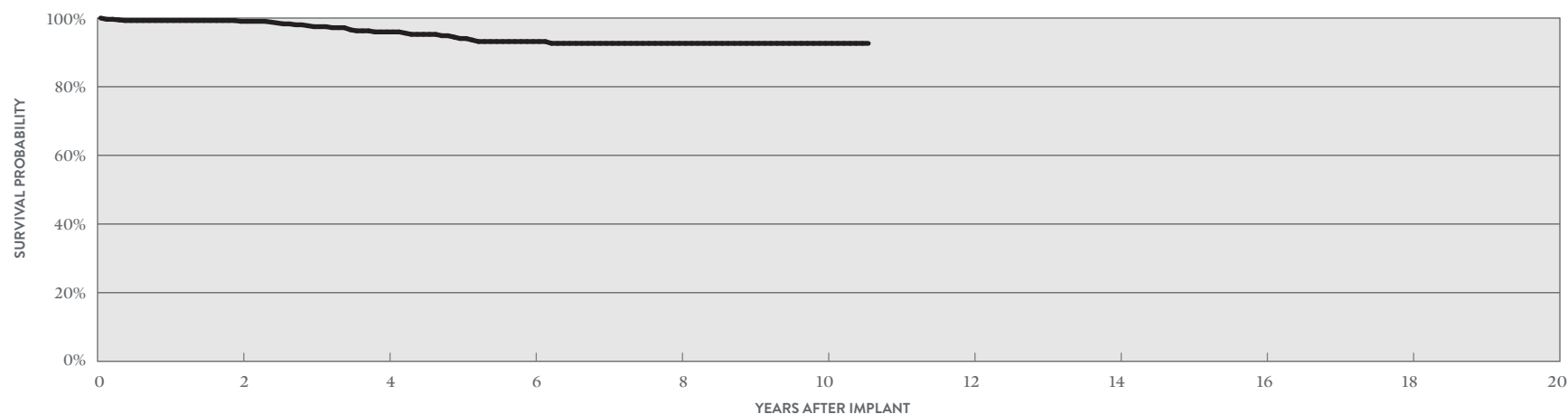
## Riata™

### MODELS 1580 & 1581

US Regulatory Approval	March 2002
Number of Devices Enrolled in Study	566
Active Devices Enrolled in Study	69
Cumulative Months of Follow-up	32,080
Insulation	Silicone
Type and/or Fixation	Dual Coil, Active
Polarity	Bipolar
Steroid	Yes

QUALIFYING COMPLICATIONS	QTY	RATE
Abnormal Defibrillation Impedance	1	0.18%
Conductor Fracture	3	0.53%
Failure to Capture	1	0.18%
Insulation Breach	10	1.77%
Lead Dislodgement	2	0.35%
Oversensing	6	1.06%
Skin Erosion	1	0.18%

MALFUNCTIONS	QTY	RATE
Conductor Fracture	1	0.18%
Clavicular Crush	0	0.00%
In the Pocket	0	0.00%
Intravascular	1	0.18%
Insulation Breach	23	4.06%
Lead-to-Can Contact	7	1.24%
Lead-to-Lead Contact	7	1.24%
Clavicular Crush	0	0.00%
Externalized Conductors	6	1.06%
Other	3	0.53%
Crimps, Welds & Bonds	0	0.00%
Other	0	0.00%
Extrinsic Factors	7	1.24%
<b>Total</b>	<b>31</b>	<b>5.48%</b>



YEAR	2	4	6	8	10	AT 127 MONTHS
SURVIVAL PROBABILITY	99.05%	95.96%	93.16%	92.63%	92.63%	92.63%
± 1 STANDARD ERROR	0.36%	1.01%	1.43%	1.52%	1.52%	1.52%
SAMPLE SIZE	470	320	200	130	70	50

SUMMARY INFORMATION  
Defibrillation Leads

## Defibrillation Leads

### Survival Probability Summary

MODELS	FAMILY	1 YEAR	2 YEAR	3 YEAR	4 YEAR	5 YEAR	6 YEAR	7 YEAR	8 YEAR	9 YEAR	10 YEAR
LDA230Q	Optisure™ DF4	99.11%	98.84%	98.53%	98.37%	98.37%					
LDA220Q	Optisure™ DF4	99.07%	98.74%	98.50%	98.13%	97.91%	97.44%				
LDA220	Optisure™	98.27%	98.27%	97.74%	96.84%	96.84%					
LDA210Q	Optisure™ DF4	99.02%	98.79%	98.60%	98.30%	98.02%	97.85%				
LDA210	Optisure™	98.80%	98.39%	97.84%	97.32%	97.32%					
7170Q/7171Q	Durata™ DF4	99.04%	98.61%	98.12%	97.46%	96.99%	96.29%	95.62%	94.80%	94.13%	93.77%
7120Q/7121Q	Durata™ DF4	99.17%	98.92%	98.65%	98.31%	97.90%	97.41%	96.85%	96.42%	95.84%	95.32%
7122Q	Durata™ DF4	99.14%	98.90%	98.62%	98.30%	97.89%	97.45%	97.00%	96.51%	95.93%	95.50%
7120/7121	Durata™	99.38%	99.04%	98.71%	98.32%	97.83%	97.29%	96.62%	96.03%	95.50%	94.92%
7122	Durata™	99.22%	98.78%	98.38%	97.88%	97.22%	96.60%	96.16%	95.59%	95.17%	94.76%
7070/7071	Riata™ ST Optim™	99.53%	99.17%	98.73%	98.19%	97.22%	96.39%	95.32%	94.36%	93.54%	92.07%
7020/7021	Riata™ ST Optim™	98.96%	98.57%	98.25%	97.73%	96.98%	96.19%	95.14%	94.33%	93.18%	92.52%
7022	Riata™ ST Optim™	99.08%	98.91%	98.53%	97.66%	97.06%	96.27%	95.41%	93.37%	90.69%	90.34%
7010/7011	Riata™ ST	99.37%	99.13%	98.60%	98.30%	97.16%	95.15%	93.06%	90.37%	88.46%	86.79%
7040/7041	Riata™ ST	99.35%	99.00%	98.48%	97.22%	95.85%	93.67%	91.48%	88.85%	87.09%	86.09%
7002	Riata™ ST	98.86%	98.28%	97.65%	96.75%	95.52%	92.56%	90.33%	87.24%	85.98%	84.50%
7000/7001	Riata™ ST	99.30%	98.89%	98.33%	97.61%	96.42%	94.35%	92.02%	90.14%	88.32%	86.90%
1590/1591	Riata™ i	99.67%	99.53%	99.36%	99.15%	98.84%	97.87%	95.53%	92.96%	90.96%	88.79%
1582	Riata™	99.31%	98.87%	98.20%	97.16%	96.04%	93.90%	89.85%	85.30%	81.18%	77.30%
1570/1571	Riata™	99.80%	99.59%	99.28%	98.89%	98.41%	97.37%	95.38%	93.55%	90.96%	87.13%
1580/1581	Riata™	99.55%	99.37%	99.16%	98.84%	98.38%	97.48%	95.46%	92.59%	89.44%	86.23%

# Defibrillation Leads

## Acute Observation Summary

### POST IMPLANT ≤30 DAYS

MODELS	US REGULATORY APPROVAL	REGISTERED US IMPLANTS	ESTIMATED ACTIVE US IMPLANTS	CARDIAC PERFORATION		CONDUCTOR FRACTURE		LEAD DISLODGEMENT		FAILURE TO CAPTURE		OVERSENSING		FAILURE TO SENSE		INSULATION BREACH		ABNORMAL PACING IMPEDANCE		ABNORMAL DEFIBRILLATION IMPEDANCE		EXTRACARDIAC STIMULATION		OTHER		TOTAL		TOTAL RETURNED FOR ANALYSIS
				QTY	RATE	QTY	RATE	QTY	RATE	QTY	RATE	QTY	RATE	QTY	RATE	QTY	RATE	QTY	RATE	QTY	RATE	QTY	RATE	QTY	RATE	QTY	RATE	
LDA230Q	Feb-14	1,027	645	1	0.10%	0	0.00%	1	0.10%	0	0.00%	0	0.00%	0	0.00%	0	0.00%	1	0.10%	0	0.00%	1	0.10%	0	0.00%	4	0.39%	1
LDA220Q	Feb-14	11,206	7,625	10	0.09%	0	0.00%	48	0.43%	19	0.17%	5	0.04%	2	0.02%	0	0.00%	0	0.00%	4	0.04%	1	<0.01%	6	0.05%	95	0.85%	34
LDA220	Feb-14	578	359	1	0.17%	0	0.00%	0	0.00%	0	0.00%	0	0.00%	0	0.00%	0	0.00%	0	0.00%	0	0.00%	0	0.00%	0	0.00%	1	0.17%	0
LDA210Q	Feb-14	46,054	32,779	76	0.17%	2	<0.01%	151	0.33%	79	0.17%	32	0.07%	11	0.02%	2	<0.01%	9	0.02%	10	0.02%	2	<0.01%	17	0.04%	391	0.85%	131
LDA210	Feb-14	1,437	989	2	0.14%	0	0.00%	7	0.49%	2	0.14%	2	0.14%	0	0.00%	0	0.00%	0	0.00%	0	0.00%	0	0.00%	1	0.07%	14	0.97%	5
7170Q/7171Q	Jul-09	6,908	3,357	6	0.09%	1	0.01%	20	0.29%	14	0.20%	3	0.04%	0	0.00%	0	0.00%	1	0.01%	0	0.00%	1	0.01%	1	0.01%	47	0.68%	22
7120Q/7121Q	Jan-09	137,006	65,409	102	0.07%	2	<0.01%	281	0.21%	134	0.10%	54	0.04%	16	0.01%	0	0.00%	7	<0.01%	11	<0.01%	6	<0.01%	42	0.03%	655	0.48%	318
7122Q	Jan-09	128,702	74,936	165	0.13%	3	<0.01%	316	0.25%	162	0.13%	58	0.05%	13	0.01%	1	<0.01%	13	0.01%	12	<0.01%	3	<0.01%	47	0.04%	793	0.62%	329
7120/7121	Sep-07	60,109	21,487	40	0.07%	2	<0.01%	70	0.12%	25	0.04%	51	0.08%	5	<0.01%	0	0.00%	2	<0.01%	21	0.03%	0	0.00%	21	0.03%	237	0.39%	93
7122	Sep-07	15,877	6,703	12	0.08%	1	<0.01%	23	0.14%	19	0.12%	12	0.08%	0	0.00%	1	<0.01%	3	0.02%	2	0.01%	2	0.01%	4	0.03%	79	0.50%	37
7070/7071	Jul-06	3,311	1,027	3	0.09%	1	0.03%	3	0.09%	6	0.18%	4	0.12%	3	0.09%	0	0.00%	0	0.00%	0	0.00%	0	0.00%	0	0.00%	20	0.60%	6
7020/7021	Jul-06	14,250	4,072	33	0.23%	0	0.00%	27	0.19%	17	0.12%	19	0.13%	8	0.06%	0	0.00%	2	0.01%	4	0.03%	3	0.02%	0	0.00%	113	0.79%	53
7022	Jul-06	1,472	430	5	0.34%	0	0.00%	3	0.20%	1	0.07%	0	0.00%	0	0.00%	0	0.00%	1	0.07%	0	0.00%	0	0.00%	0	0.00%	10	0.68%	3
7010/7011	Mar-06	2,200	552	3	0.14%	0	0.00%	1	0.05%	2	0.09%	2	0.09%	1	0.05%	0	0.00%	1	0.05%	0	0.00%	0	0.00%	1	0.05%	11	0.50%	4
7040/7041	Mar-06	4,057	1,017	4	0.10%	0	0.00%	5	0.12%	0	0.00%	3	0.07%	0	0.00%	0	0.00%	2	0.05%	0	0.00%	0	0.00%	1	0.02%	15	0.37%	3
7002	Jun-05	2,409	576	6	0.25%	0	0.00%	2	0.08%	4	0.17%	4	0.17%	0	0.00%	0	0.00%	2	0.08%	1	0.04%	0	0.00%	1	0.04%	20	0.83%	11
7000/7001	Jun-05	34,882	8,358	42	0.12%	0	0.00%	38	0.11%	43	0.12%	40	0.11%	7	0.02%	2	<0.01%	8	0.02%	4	0.01%	3	<0.01%	11	0.03%	198	0.57%	97

Definitions of observations and complications can be found on [page 7](#).

## Defibrillation Leads

### Chronic Complication Summary

>30 DAYS

MODELS	US REGULATORY APPROVAL	REGISTERED US IMPLANTS	ESTIMATED ACTIVE US IMPLANTS	CARDIAC PERFORATION		CONDUCTOR FRACTURE		LEAD DISLODGEMENT		FAILURE TO CAPTURE		OVERSENSING		FAILURE TO SENSE		INSULATION BREACH		ABNORMAL PACING IMPEDANCE		ABNORMAL DEFIBRILLATION IMPEDANCE		EXTRACARDIAC STIMULATION		OTHER		TOTAL		TOTAL RETURNED FOR ANALYSIS
				QTY	RATE	QTY	RATE	QTY	RATE	QTY	RATE	QTY	RATE	QTY	RATE	QTY	RATE	QTY	RATE	QTY	RATE	QTY	RATE	QTY	RATE	QTY	RATE	
LDA230Q	Feb-14	1,027	645	0	0.00%	0	0.00%	3	0.29%	4	0.39%	4	0.39%	1	0.10%	0	0.00%	1	0.10%	0	0.00%	0	0.00%	0	0.00%	13	1.27%	7
LDA220Q	Feb-14	11,206	7,625	4	0.04%	5	0.04%	65	0.58%	62	0.55%	50	0.45%	5	0.04%	2	0.02%	10	0.09%	15	0.13%	0	0.00%	3	0.03%	221	1.97%	68
LDA220	Feb-14	578	359	0	0.00%	0	0.00%	5	0.87%	2	0.35%	5	0.87%	0	0.00%	0	0.00%	2	0.35%	1	0.17%	0	0.00%	0	0.00%	15	2.60%	3
LDA210Q	Feb-14	46,054	32,779	21	0.05%	13	0.03%	246	0.53%	148	0.32%	131	0.28%	17	0.04%	2	<0.01%	30	0.07%	22	0.05%	5	0.01%	24	0.05%	659	1.43%	241
LDA210	Feb-14	1,437	989	0	0.00%	2	0.14%	6	0.42%	8	0.56%	10	0.70%	0	0.00%	0	0.00%	1	0.07%	1	0.07%	1	0.07%	2	0.14%	31	2.16%	10
7170Q/7171Q	Jul-09	6,908	3,357	7	0.10%	27	0.39%	32	0.46%	72	1.04%	58	0.84%	1	0.01%	4	0.06%	21	0.30%	19	0.28%	0	0.00%	3	0.04%	244	3.53%	66
7120Q/7121Q	Jan-09	137,006	65,409	45	0.03%	232	0.17%	683	0.50%	940	0.69%	915	0.67%	98	0.07%	58	0.04%	197	0.14%	415	0.30%	10	<0.01%	91	0.07%	3684	2.69%	1142
7122Q	Jan-09	128,702	74,936	56	0.04%	94	0.07%	630	0.49%	625	0.49%	538	0.42%	60	0.05%	36	0.03%	126	0.10%	123	0.10%	9	<0.01%	75	0.06%	2372	1.84%	891
7120/7121	Sep-07	60,109	21,487	18	0.03%	169	0.28%	190	0.32%	403	0.67%	798	1.33%	67	0.11%	75	0.12%	217	0.36%	325	0.54%	3	<0.01%	58	0.10%	2323	3.86%	602
7122	Sep-07	15,877	6,703	4	0.03%	40	0.25%	74	0.47%	110	0.69%	166	1.05%	13	0.08%	24	0.15%	47	0.30%	42	0.26%	2	0.01%	11	0.07%	533	3.36%	191
7070/7071	Jul-06	3,311	1,027	2	0.06%	27	0.82%	13	0.39%	40	1.21%	63	1.90%	3	0.09%	8	0.24%	15	0.45%	22	0.66%	1	0.03%	3	0.09%	197	5.95%	44
7020/7021	Jul-06	14,250	4,072	17	0.12%	67	0.47%	65	0.46%	168	1.18%	281	1.97%	21	0.15%	29	0.20%	58	0.41%	110	0.77%	2	0.01%	29	0.20%	847	5.94%	228
7022	Jul-06	1,472	430	2	0.14%	12	0.82%	11	0.75%	15	1.02%	30	2.04%	1	0.07%	9	0.61%	5	0.34%	5	0.34%	1	0.07%	2	0.14%	93	6.32%	29
7010/7011	Mar-06	2,200	552	3	0.14%	8	0.36%	8	0.36%	12	0.55%	56	2.55%	3	0.14%	47	2.14%	28	1.27%	21	0.95%	0	0.00%	3	0.14%	189	8.59%	42
7040/7041	Mar-06	4,057	1,017	3	0.07%	37	0.91%	5	0.12%	52	1.28%	112	2.76%	16	0.39%	64	1.58%	22	0.54%	32	0.79%	1	0.02%	9	0.22%	353	8.70%	79
7002	Jun-05	2,409	576	5	0.21%	10	0.42%	9	0.37%	27	1.12%	69	2.86%	3	0.12%	73	3.03%	5	0.21%	10	0.42%	0	0.00%	8	0.33%	219	9.09%	73
7000/7001	Jun-05	34,882	8,358	33	0.09%	176	0.50%	60	0.17%	383	1.10%	960	2.75%	66	0.19%	778	2.23%	131	0.38%	249	0.71%	6	0.02%	102	0.29%	2944	8.44%	792

Definitions of observations and complications can be found on [page 7](#).

## Defibrillation Leads

### U.S. Malfunction Summary

MODELS	REGISTERED US IMPLANTS	PERCENT RETURNED FOR ANALYSIS	CONDUCTOR FRACTURE		INSULATION BREACH		CRIMPS, WELDS & BONDS		OTHER		EXTRINSIC FACTORS		TOTAL	
			QTY	RATE	QTY	RATE	QTY	RATE	QTY	RATE	QTY	RATE	QTY	RATE
LDA230Q	1,027	3.90%	1	0.10%	2	0.19%	0	0.00%	0	0.00%	8	0.78%	11	1.07%
LDA220Q	11,206	4.00%	1	<0.01%	5	0.04%	0	0.00%	0	0.00%	65	0.58%	71	0.63%
LDA220	578	4.20%	0	0.00%	0	0.00%	0	0.00%	0	0.00%	5	0.87%	5	0.87%
LDA210Q	46,054	3.70%	5	0.01%	10	0.02%	0	0.00%	5	0.01%	234	0.51%	254	0.55%
LDA210	1,437	4.90%	0	0.00%	1	0.07%	0	0.00%	0	0.00%	12	0.84%	13	0.90%
7170Q/7171Q	6,908	5.50%	5	0.07%	14	0.20%	0	0.00%	0	0.00%	50	0.72%	69	1.00%
7120Q/7121Q	137,006	5.30%	34	0.02%	300	0.22%	2	<0.01%	38	0.03%	905	0.66%	1279	0.93%
7122Q	128,702	5.30%	16	0.01%	188	0.15%	0	0.00%	20	0.02%	771	0.60%	995	0.77%
7120/7121	60,109	6.60%	34	0.06%	197	0.33%	1	<0.01%	9	0.01%	447	0.74%	688	1.14%
7122	15,877	9.30%	16	0.10%	68	0.43%	0	0.00%	4	0.03%	145	0.91%	233	1.47%
7070/7071	3,311	8.90%	2	0.06%	23	0.69%	0	0.00%	0	0.00%	23	0.69%	48	1.45%
7020/7021	14,250	8.00%	11	0.08%	64	0.45%	0	0.00%	0	0.00%	181	1.27%	256	1.80%
7022	1,472	11.10%	3	0.20%	9	0.61%	0	0.00%	0	0.00%	25	1.70%	37	2.51%
7010/7011	2,200	9.70%	3	0.14%	42	1.91%	0	0.00%	0	0.00%	12	0.55%	57	2.59%
7040/7041	4,057	9.20%	4	0.10%	69	1.70%	0	0.00%	0	0.00%	29	0.71%	102	2.51%
7002	2,409	11.20%	5	0.21%	80	3.32%	0	0.00%	0	0.00%	24	1.00%	109	4.52%
7000/7001	34,882	8.30%	25	0.07%	655	1.88%	1	<0.01%	1	<0.01%	328	0.94%	1010	2.90%
1590/1591	9,700	8.30%	7	0.07%	208	2.14%	0	0.00%	1	0.01%	56	0.58%	272	2.80%
1582	3,132	12.80%	3	0.10%	182	5.81%	0	0.00%	0	0.00%	35	1.12%	220	7.02%
1570/1571	10,279	9.60%	6	0.06%	270	2.63%	0	0.00%	0	0.00%	69	0.67%	345	3.36%
1580/1581	68,403	8.80%	34	0.05%	1928	2.82%	3	<0.01%	0	0.00%	574	0.84%	2539	3.71%

Definitions of malfunction categories can be found on [pages 8-9](#).

## Defibrillation Leads

### Worldwide Malfunction Summary

MODELS	WORLDWIDE SALES	PERCENT RETURNED FOR ANALYSIS	CONDUCTOR FRACTURE		INSULATION BREACH		CRIMPS, WELDS & BONDS		OTHER		EXTRINSIC FACTORS		TOTAL	
			QTY	RATE	QTY	RATE	QTY	RATE	QTY	RATE	QTY	RATE	QTY	RATE
LDA230Q	1,063	3.76%	1	0.09%	2	0.19%	0	0.00%	0	0.00%	8	0.75%	11	1.03%
LDA220Q	15,684	2.96%	1	0.01%	5	0.03%	0	0.00%	1	0.01%	83	0.53%	90	0.57%
LDA210Q	81,435	2.20%	8	0.01%	28	0.03%	0	0.00%	11	0.01%	382	0.47%	429	0.53%
LDA210	1,579	4.50%	0	0.00%	1	0.06%	0	0.00%	0	0.00%	12	0.76%	13	0.82%
7170Q/7171Q	19,191	2.78%	11	0.06%	24	0.13%	2	0.01%	0	0.00%	82	0.43%	119	0.62%
7120Q/7121Q	236,841	3.69%	67	0.03%	410	0.17%	3	<0.01%	96	0.04%	1407	0.59%	1983	0.84%
7122Q	365,758	2.27%	58	0.02%	366	0.10%	2	<0.01%	145	0.04%	1804	0.49%	2375	0.65%
7120/7121	147,530	3.45%	118	0.08%	299	0.20%	1	<0.01%	25	0.02%	854	0.58%	1297	0.88%
7122	77,120	2.97%	119	0.15%	175	0.23%	1	<0.01%	24	0.03%	551	0.71%	870	1.13%

Definitions of malfunction categories can be found on [pages 8-9](#).

## Defibrillation Leads

### Actively Monitored Study Data Summary

#### QUALIFYING COMPLICATIONS

MODELS	NUMBER OF DEVICES ENROLLED	ACTIVE DEVICES ENROLLED	CUMULATIVE MONTHS OF FOLLOW-UP	ABNORMAL DEFIBRILLATION IMPEDANCE		ABNORMAL PACING IMPEDANCE		CARDIAC PERFORATION		CONDUCTOR FRACTURE		EXTRACARDIAC STIMULATION		FAILURE TO CAPTURE		FAILURE TO SENSE		INAPPROPRIATE SHOCK		INSULATION BREACH		LEAD DISLODGEEMENT		OVERSENSING		PERICARDIAL EFFUSION		SKIN EROSION		TOTAL	
				QTY	RATE	QTY	RATE	QTY	RATE	QTY	RATE	QTY	RATE	QTY	RATE	QTY	RATE	QTY	RATE	QTY	RATE	QTY	RATE	QTY	RATE	QTY	RATE	QTY	RATE	QTY	RATE
7170Q/7171Q	115	39	7,944	0	0.00%	1	0.87%	0	0.00%	1	0.87%	0	0.00%	0	0.00%	0	0.00%	0	0.00%	0	0.00%	1	0.87%	0	0.00%	0	0.00%	0	0.00%	3	2.61%
7120Q/7121Q	4,322	1,585	283,598	5	0.12%	5	0.12%	1	0.02%	18	0.42%	0	0.00%	20	0.46%	5	0.12%	5	0.12%	5	0.12%	39	0.90%	8	0.19%	0	0.00%	0	0.00%	111	2.57%
7122Q	1,561	673	97,902	3	0.19%	0	0.00%	0	0.00%	4	0.26%	0	0.00%	7	0.45%	2	0.13%	0	0.00%	0	0.00%	7	0.45%	2	0.13%	2	0.13%	0	0.00%	27	1.73%
7120/7121	3,560	636	229,968	5	0.14%	11	0.31%	0	0.00%	17	0.48%	0	0.00%	15	0.42%	2	0.06%	2	0.06%	13	0.37%	20	0.56%	15	0.42%	0	0.00%	2	0.06%	102	2.87%
7122	457	129	31,694	1	0.22%	5	1.09%	0	0.00%	6	1.31%	0	0.00%	5	1.09%	1	0.22%	0	0.00%	1	0.22%	5	1.09%	3	0.66%	0	0.00%	0	0.00%	27	5.91%
7070/7071	288	49	19,484	1	0.35%	2	0.69%	1	0.35%	2	0.69%	0	0.00%	1	0.35%	0	0.00%	0	0.00%	0	0.00%	1	0.35%	1	0.35%	0	0.00%	0	0.00%	9	3.13%
7020/7021	1,469	181	89,583	0	0.00%	6	0.41%	1	0.07%	9	0.61%	0	0.00%	16	1.09%	1	0.07%	0	0.00%	2	0.14%	9	0.61%	6	0.41%	0	0.00%	1	0.07%	51	3.47%
7000/7001	180	9	8,385	0	0.00%	0	0.00%	0	0.00%	1	0.56%	0	0.00%	0	0.00%	0	0.00%	0	0.00%	1	0.56%	1	0.56%	0	0.00%	0	0.00%	0	0.00%	3	1.67%
1580/1581	566	69	32,080	1	0.18%	0	0.00%	0	0.00%	3	0.53%	0	0.00%	1	0.18%	0	0.00%	0	0.00%	10	1.77%	2	0.35%	6	1.06%	0	0.00%	1	0.18%	24	4.24%

A list of complications can be found on [page 12](#).



## Defibrillation Leads

### Actively Monitored Study Data Summary

#### MALFUNCTIONS

MODELS	NUMBER OF DEVICES ENROLLED	PERCENT RETURNED FOR ANALYSIS	CONDUCTOR FRACTURE		INSULATION BREACH		CRIMPS, WELDS & BONDS		OTHER		EXTRINSIC FACTORS		TOTAL	
			QTY	RATE	QTY	RATE	QTY	RATE	QTY	RATE	QTY	RATE	QTY	RATE
7170Q/7171Q	115	7.00%	0	0.00%	0	0.00%	0	0.00%	0	0.00%	2	1.74%	2	1.74%
7120Q/7121Q	4,322	6.80%	5	0.12%	11	0.25%	0	0.00%	1	0.02%	50	1.16%	67	1.55%
7122Q	1,561	6.70%	2	0.13%	5	0.32%	0	0.00%	0	0.00%	15	0.96%	22	1.41%
7120/7121	3,560	5.60%	1	0.03%	13	0.37%	0	0.00%	1	0.03%	29	0.81%	44	1.24%
7122	457	7.20%	2	0.44%	3	0.66%	0	0.00%	0	0.00%	8	1.75%	13	2.84%
7070/7071	288	3.80%	0	0.00%	1	0.35%	0	0.00%	0	0.00%	1	0.35%	2	0.69%
7020/7021	1,469	6.50%	3	0.20%	3	0.20%	0	0.00%	0	0.00%	15	1.02%	21	1.43%
7000/7001	180	8.90%	0	0.00%	5	2.78%	1	0.56%	0	0.00%	0	0.00%	6	3.33%
1580/1581	566	8.50%	1	0.18%	23	4.06%	0	0.00%	0	0.00%	7	1.24%	31	5.48%

Definitions of malfunction categories can be found on [pages 8-9](#).

# Dual-Chamber Pacemakers

## Dual-Chamber Pacemakers

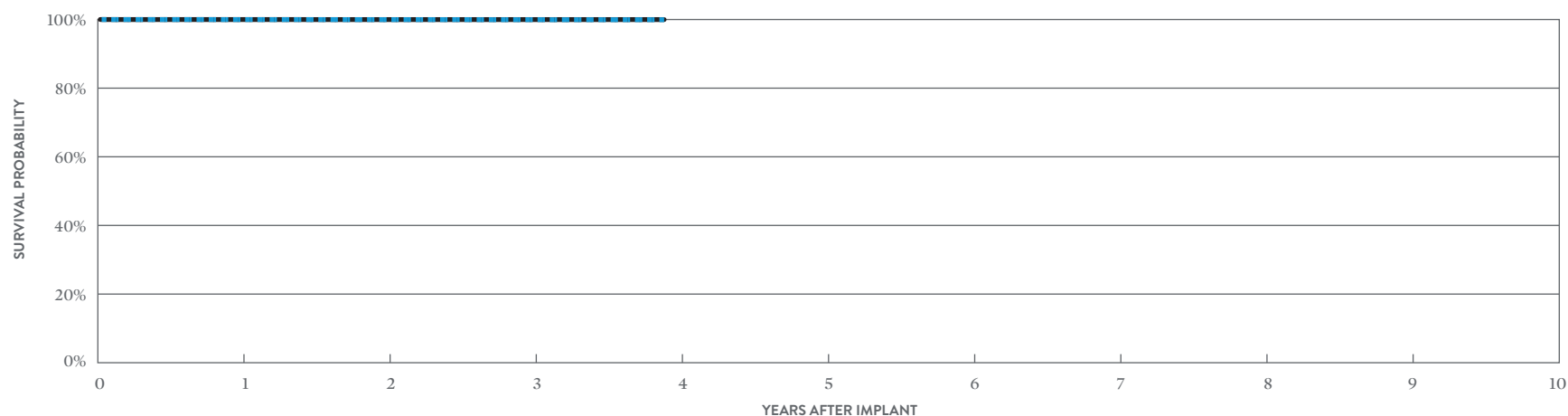
### CUSTOMER REPORTED PERFORMANCE DATA

#### Assurity MRI™

#### MODEL PM2272

US Regulatory Approval	January 2017
Registered US Implants	213,663
Estimated Active US Implants	174,725
Estimated Longevity	9.4 Years
Normal Battery Depletion	16
Number of US Advisories (see pg. 320)	One

	MALFUNCTIONS W/ COMPROMISED THERAPY		MALFUNCTIONS W/O COMPROMISED THERAPY	
	QTY	RATE	QTY	RATE
Electrical Component	1	<0.01%	5	<0.01%
Electrical Interconnect	0	0.00%	0	0.00%
Battery	0	0.00%	0	0.00%
Software/Firmware	0	0.00%	0	0.00%
Mechanical	8	<0.01%	11	<0.01%
Possible Early Battery Depletion	0	0.00%	1	<0.01%
Other	0	0.00%	3	<0.01%
<b>Total</b>	<b>9</b>	<b>&lt;0.01%</b>	<b>20</b>	<b>&lt;0.01%</b>



#### INCLUDING NORMAL BATTERY DEPLETION

YEAR	1	2	3	AT 47 MONTHS
SURVIVAL PROBABILITY	99.99%	99.97%	99.90%	99.81%
± 1 STANDARD ERROR	0.00%	0.00%	0.01%	0.02%
SAMPLE SIZE	175,230	106,540	52,950	1,020

#### EXCLUDING NORMAL BATTERY DEPLETION

YEAR	1	2	3	AT 47 MONTHS
SURVIVAL PROBABILITY	99.99%	99.98%	99.95%	99.88%
± 1 STANDARD ERROR	0.00%	0.00%	0.01%	0.02%

## Dual-Chamber Pacemakers

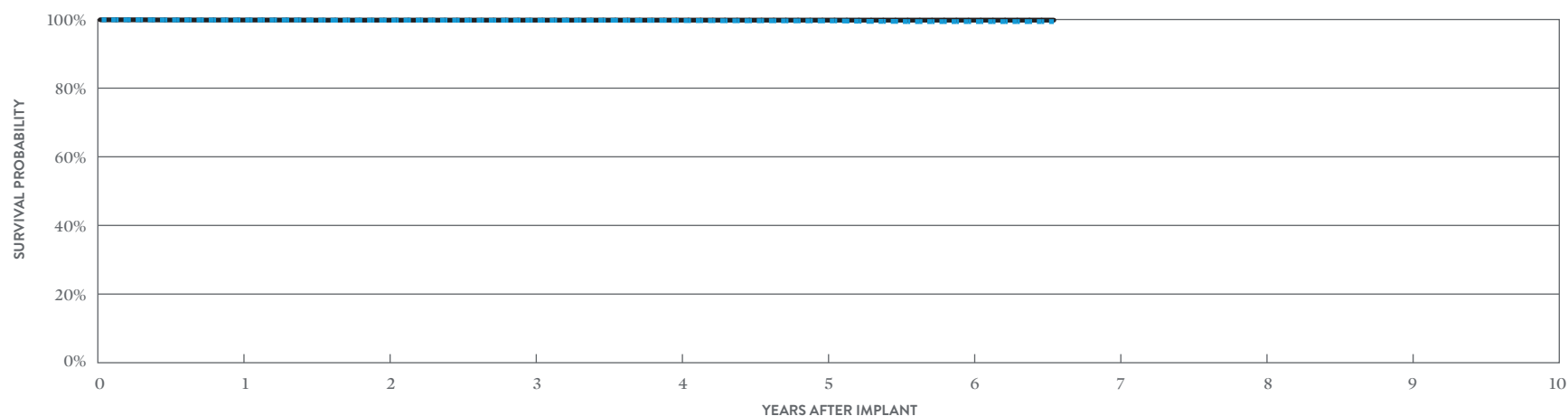
### CUSTOMER REPORTED PERFORMANCE DATA

### Endurity™ DR

#### MODEL PM2160

US Regulatory Approval	March 2014
Registered US Implants	9,350
Estimated Active US Implants	5,727
Estimated Longevity	9.7 Years
Normal Battery Depletion	13
Number of US Advisories	None

	MALFUNCTIONS W/ COMPROMISED THERAPY		MALFUNCTIONS W/O COMPROMISED THERAPY	
	QTY	RATE	QTY	RATE
Electrical Component	0	0.00%	0	0.00%
Electrical Interconnect	0	0.00%	0	0.00%
Battery	0	0.00%	0	0.00%
Software/Firmware	0	0.00%	0	0.00%
Mechanical	1	0.01%	5	0.05%
Possible Early Battery Depletion	0	0.00%	0	0.00%
Other	0	0.00%	2	0.02%
<b>Total</b>	<b>1</b>	<b>0.01%</b>	<b>7</b>	<b>0.07%</b>



#### INCLUDING NORMAL BATTERY DEPLETION

YEAR	1	2	3	4	5	6	AT 79 MONTHS
SURVIVAL PROBABILITY	99.85%	99.79%	99.77%	99.67%	99.56%	99.19%	99.19%
± 1 STANDARD ERROR	0.04%	0.05%	0.05%	0.06%	0.08%	0.13%	0.13%
SAMPLE SIZE	8,850	7,940	7,120	6,310	5,210	3,240	240

#### EXCLUDING NORMAL BATTERY DEPLETION

YEAR	1	2	3	4	5	6	AT 79 MONTHS
SURVIVAL PROBABILITY	99.85%	99.82%	99.82%	99.79%	99.79%	99.79%	99.79%
± 1 STANDARD ERROR	0.04%	0.04%	0.04%	0.05%	0.05%	0.05%	0.05%

## Dual-Chamber Pacemakers

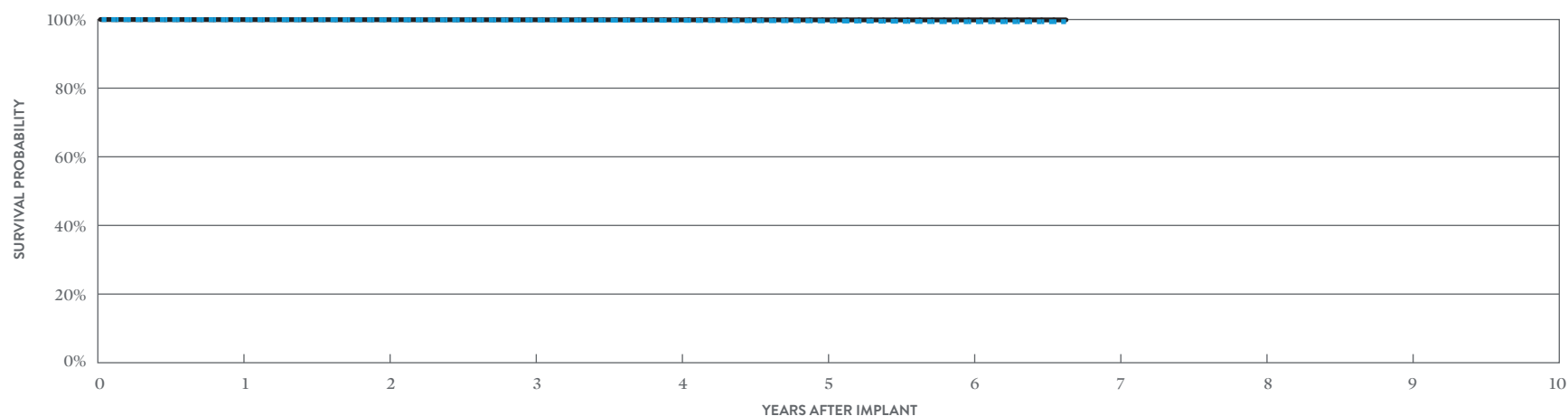
### CUSTOMER REPORTED PERFORMANCE DATA

#### Assurity™ DR RF

#### MODEL PM2240

US Regulatory Approval	March 2014
Registered US Implants	183,057
Estimated Active US Implants	116,891
Estimated Longevity	9.4 Years
Normal Battery Depletion	208
Number of US Advisories (see pg. 320)	One

	MALFUNCTIONS W/ COMPROMISED THERAPY		MALFUNCTIONS W/O COMPROMISED THERAPY	
	QTY	RATE	QTY	RATE
Electrical Component	5	<0.01%	17	<0.01%
Electrical Interconnect	0	0.00%	0	0.00%
Battery	0	0.00%	0	0.00%
Software/Firmware	0	0.00%	1	<0.01%
Mechanical	23	0.01%	60	0.03%
Possible Early Battery Depletion	3	<0.01%	4	<0.01%
Other	0	0.00%	10	<0.01%
<b>Total</b>	<b>31</b>	<b>0.02%</b>	<b>92</b>	<b>0.05%</b>



#### INCLUDING NORMAL BATTERY DEPLETION

YEAR	1	2	3	4	5	6	AT 80 MONTHS
SURVIVAL PROBABILITY	99.95%	99.91%	99.84%	99.65%	99.38%	98.91%	98.79%
± 1 STANDARD ERROR	0.01%	0.01%	0.01%	0.02%	0.02%	0.04%	0.06%
SAMPLE SIZE	172,650	153,760	136,020	112,990	76,460	33,760	490

#### EXCLUDING NORMAL BATTERY DEPLETION

YEAR	1	2	3	4	5	6	AT 80 MONTHS
SURVIVAL PROBABILITY	99.96%	99.93%	99.90%	99.82%	99.76%	99.74%	99.74%
± 1 STANDARD ERROR	0.00%	0.01%	0.01%	0.01%	0.01%	0.02%	0.02%

## Dual-Chamber Pacemakers

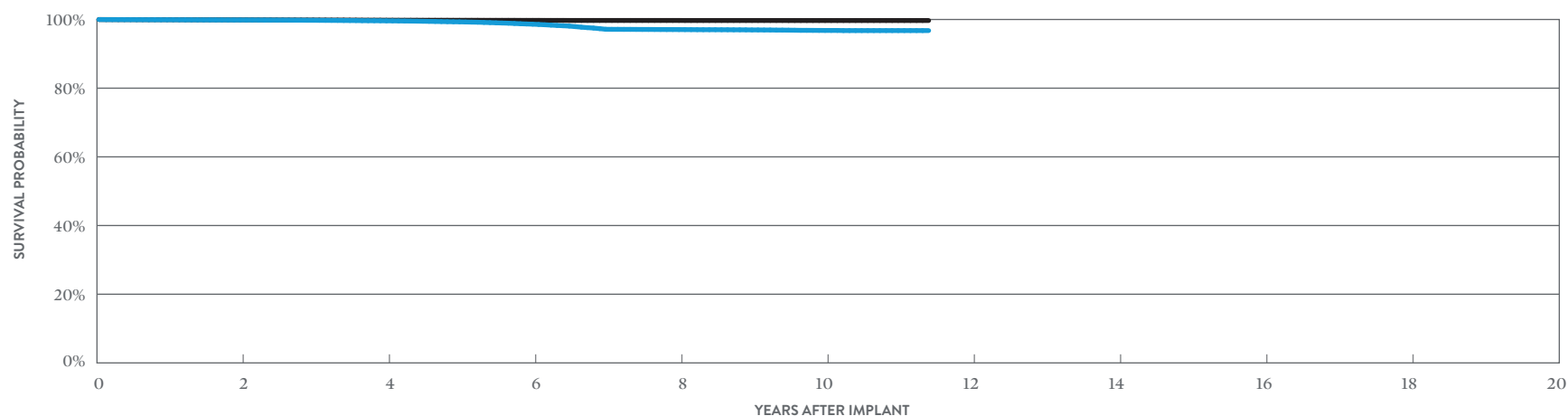
### CUSTOMER REPORTED PERFORMANCE DATA

#### Accent™ DR RF

#### MODEL PM2210

US Regulatory Approval	July 2009
Registered US Implants	243,098
Estimated Active US Implants	94,579
Estimated Longevity	8 Years
Normal Battery Depletion	1,501
Number of US Advisories (see pgs. 320, 322)	Two

	MALFUNCTIONS W/ COMPROMISED THERAPY		MALFUNCTIONS W/O COMPROMISED THERAPY	
	QTY	RATE	QTY	RATE
Electrical Component	17	<0.01%	48	0.02%
Electrical Interconnect	8	<0.01%	33	0.01%
Battery	0	0.00%	0	0.00%
Software/Firmware	0	0.00%	4	<0.01%
Mechanical	1	<0.01%	22	<0.01%
Possible Early Battery Depletion	7	<0.01%	23	<0.01%
Other	5	<0.01%	44	0.02%
<b>Total</b>	<b>38</b>	<b>0.02%</b>	<b>174</b>	<b>0.07%</b>



#### INCLUDING NORMAL BATTERY DEPLETION

YEAR	2	4	6	8	10	AT 137 MONTHS
SURVIVAL PROBABILITY	99.86%	99.60%	98.63%	96.94%	96.56%	96.43%
± 1 STANDARD ERROR	0.01%	0.01%	0.03%	0.05%	0.06%	0.07%
SAMPLE SIZE	202,980	166,060	137,200	86,530	28,660	390

#### EXCLUDING NORMAL BATTERY DEPLETION

YEAR	2	4	6	8	10	AT 137 MONTHS
SURVIVAL PROBABILITY	99.90%	99.79%	99.74%	99.72%	99.69%	99.69%
± 1 STANDARD ERROR	0.01%	0.01%	0.01%	0.01%	0.02%	0.02%

# Dual-Chamber Pacemakers

## ACTIVELY MONITORED STUDY DATA

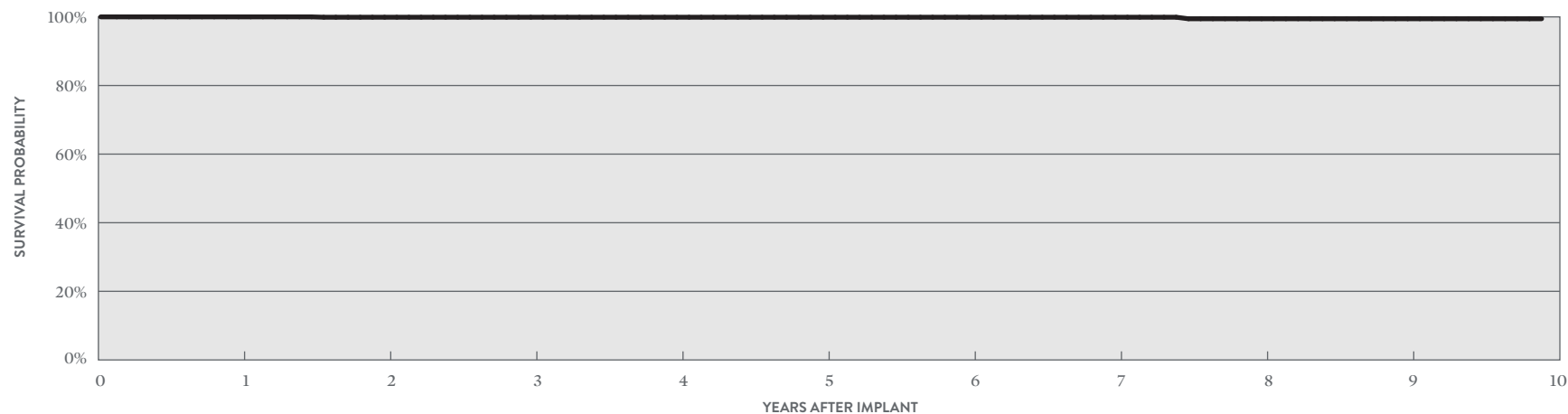
### Accent™ DR RF

#### MODEL PM2210

US Regulatory Approval	July 2009
Number of Devices Enrolled in Study	1,773
Active Devices Enrolled in Study	152
Cumulative Months of Follow-up	60,650
Estimated Longevity	8 Years

QUALIFYING COMPLICATIONS	QTY	RATE
Premature Battery Depletion	1	0.06%
Skin Erosion	1	0.06%

	MALFUNCTIONS W/ COMPROMISED THERAPY		MALFUNCTIONS W/O COMPROMISED THERAPY	
	QTY	RATE	QTY	RATE
Electrical Component	0	0.00%	1	0.06%
Electrical Interconnect	0	0.00%	1	0.06%
Battery	0	0.00%	0	0.00%
Software/Firmware	0	0.00%	0	0.00%
Mechanical	0	0.00%	0	0.00%
Possible Early Battery Depletion	0	0.00%	0	0.00%
Other	0	0.00%	0	0.00%
<b>Total</b>	<b>0</b>	<b>0.00%</b>	<b>2</b>	<b>0.11%</b>



#### ACTIVELY MONITORED STUDY DATA

YEAR	1	2	3	4	5	6	7	8	9	AT 119 MONTHS
SURVIVAL PROBABILITY	100.00%	99.90%	99.90%	99.90%	99.90%	99.90%	99.90%	99.45%	99.45%	99.45%
± 1 STANDARD ERROR	0.00%	0.10%	0.10%	0.10%	0.10%	0.10%	0.10%	0.46%	0.46%	0.46%
SAMPLE SIZE	1,540	1,060	650	450	380	320	260	220	180	60

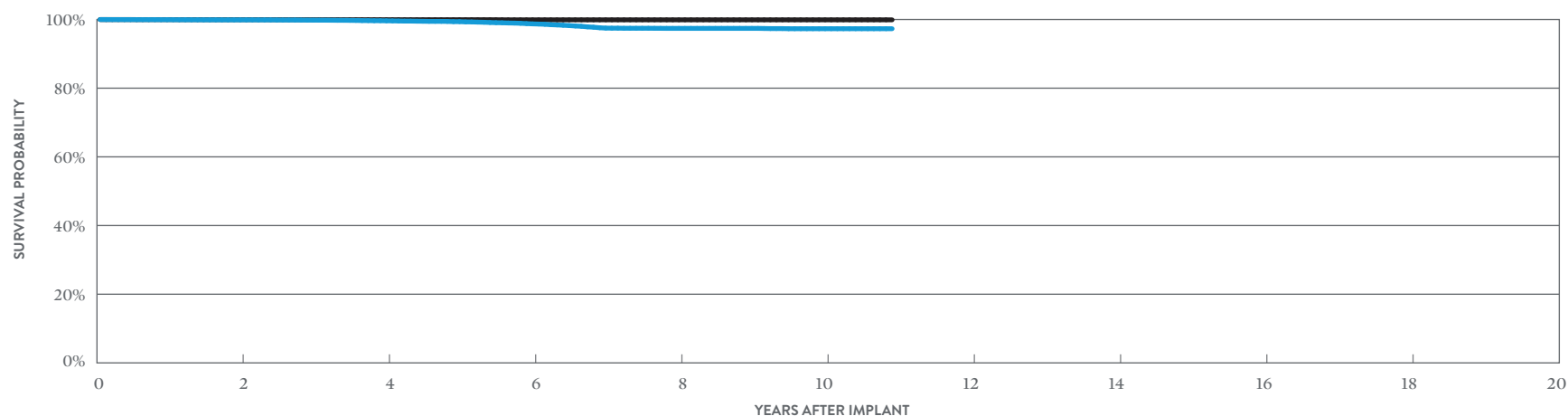
## Dual-Chamber Pacemakers

### CUSTOMER REPORTED PERFORMANCE DATA

#### Accent™ DR MODEL PM2110

US Regulatory Approval	July 2009
Registered US Implants	48,908
Estimated Active US Implants	20,303
Estimated Longevity	9.2 Years
Normal Battery Depletion	287
Number of US Advisories (see pg. 322)	One

	MALFUNCTIONS W/ COMPROMISED THERAPY		MALFUNCTIONS W/O COMPROMISED THERAPY	
	QTY	RATE	QTY	RATE
Electrical Component	2	<0.01%	3	<0.01%
Electrical Interconnect	2	<0.01%	0	0.00%
Battery	0	0.00%	0	0.00%
Software/Firmware	0	0.00%	3	<0.01%
Mechanical	0	0.00%	5	0.01%
Possible Early Battery Depletion	0	0.00%	2	<0.01%
Other	0	0.00%	0	0.00%
<b>Total</b>	<b>4</b>	<b>&lt;0.01%</b>	<b>13</b>	<b>0.03%</b>



#### INCLUDING NORMAL BATTERY DEPLETION

YEAR	2	4	6	8	10	AT 131 MONTHS
SURVIVAL PROBABILITY	99.89%	99.61%	98.72%	97.29%	97.17%	97.02%
± 1 STANDARD ERROR	0.02%	0.03%	0.06%	0.10%	0.11%	0.15%
SAMPLE SIZE	40,860	33,310	27,510	17,460	5,200	230

#### EXCLUDING NORMAL BATTERY DEPLETION

YEAR	2	4	6	8	10	AT 131 MONTHS
SURVIVAL PROBABILITY	99.95%	99.93%	99.90%	99.90%	99.90%	99.90%
± 1 STANDARD ERROR	0.01%	0.01%	0.02%	0.02%	0.02%	0.02%



# Dual-Chamber Pacemakers

## ACTIVELY MONITORED STUDY DATA

### Accent™ DR

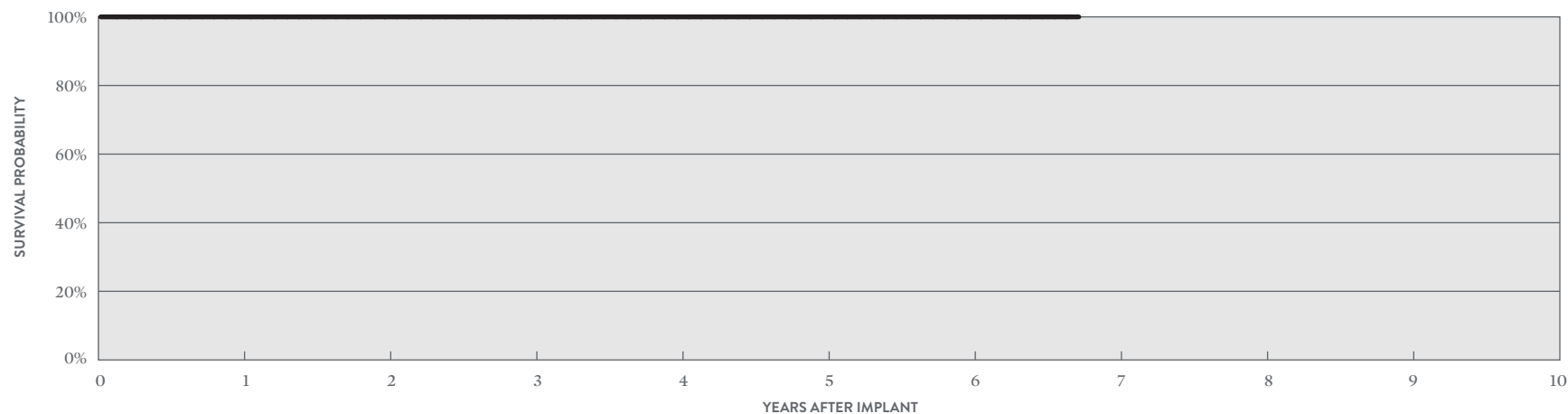
### MODEL PM2110

US Regulatory Approval	June 2013
Number of Devices Enrolled in Study	228
Active Devices Enrolled in Study	27
Cumulative Months of Follow-up	10,331
Estimated Longevity	9.2 Years

#### QUALIFYING COMPLICATIONS

None Reported

	MALFUNCTIONS W/ COMPROMISED THERAPY		MALFUNCTIONS W/O COMPROMISED THERAPY	
	QTY	RATE	QTY	RATE
Electrical Component	0	0.00%	0	0.00%
Electrical Interconnect	0	0.00%	0	0.00%
Battery	0	0.00%	0	0.00%
Software/Firmware	0	0.00%	0	0.00%
Mechanical	0	0.00%	0	0.00%
Possible Early Battery Depletion	0	0.00%	0	0.00%
Other	0	0.00%	0	0.00%
<b>Total</b>	<b>0</b>	<b>0.00%</b>	<b>0</b>	<b>0.00%</b>



#### ACTIVELY MONITORED STUDY DATA

YEAR	1	2	3	4	5	6	AT 81 MONTHS
SURVIVAL PROBABILITY	100.00%	100.00%	100.00%	100.00%	100.00%	100.00%	100.00%
± 1 STANDARD ERROR	0.00%	0.00%	0.00%	0.00%	0.00%	0.00%	0.00%
SAMPLE SIZE	210	160	100	90	80	70	50

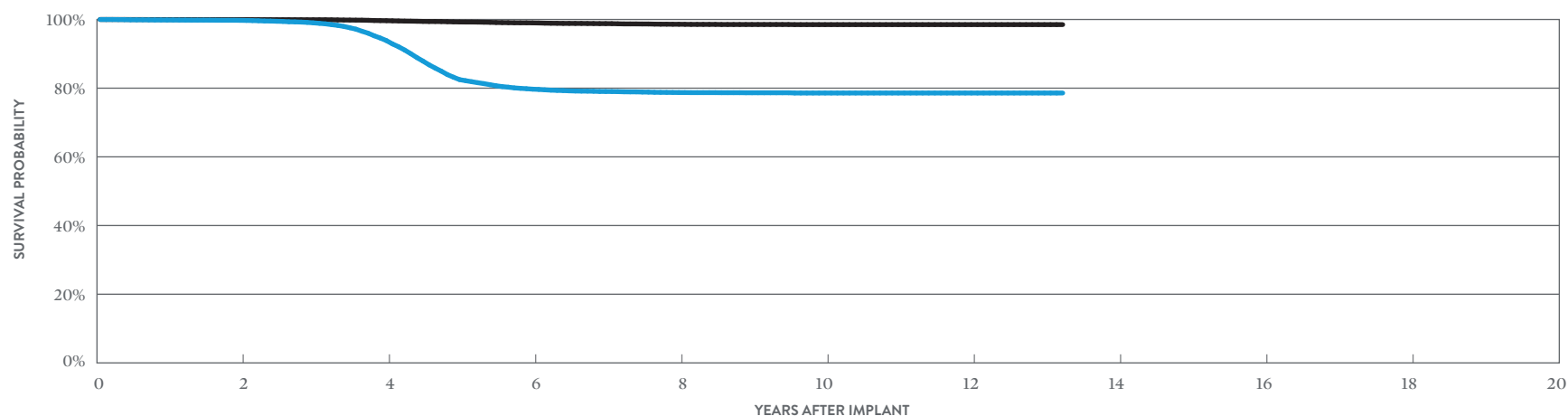
## Dual-Chamber Pacemakers

### CUSTOMER REPORTED PERFORMANCE DATA

### Zephyr™ DR MODEL 5820

US Regulatory Approval	March 2007
Registered US Implants	54,348
Estimated Active US Implants	12,403
Estimated Longevity	6.5 Years
Normal Battery Depletion	2,413
Number of US Advisories	None

	MALFUNCTIONS W/ COMPROMISED THERAPY		MALFUNCTIONS W/O COMPROMISED THERAPY	
	QTY	RATE	QTY	RATE
Electrical Component	2	<0.01%	36	0.07%
Electrical Interconnect	0	0.00%	0	0.00%
Battery	0	0.00%	0	0.00%
Software/Firmware	0	0.00%	9	0.02%
Mechanical	0	0.00%	2	<0.01%
Possible Early Battery Depletion	0	0.00%	1	<0.01%
Other	0	0.00%	92	0.17%
<b>Total</b>	<b>2</b>	<b>&lt;0.01%</b>	<b>140</b>	<b>0.26%</b>



#### INCLUDING NORMAL BATTERY DEPLETION

YEAR	2	4	6	8	10	12	AT 159 MONTHS
SURVIVAL PROBABILITY	99.75%	93.85%	79.64%	78.60%	78.46%	78.46%	78.46%
± 1 STANDARD ERROR	0.02%	0.12%	0.23%	0.24%	0.25%	0.25%	0.25%
SAMPLE SIZE	42,580	31,890	20,550	11,330	5,880	2,330	200

#### EXCLUDING NORMAL BATTERY DEPLETION

YEAR	2	4	6	8	10	12	AT 159 MONTHS
SURVIVAL PROBABILITY	99.96%	99.65%	99.00%	98.59%	98.49%	98.49%	98.49%
± 1 STANDARD ERROR	0.01%	0.03%	0.06%	0.08%	0.09%	0.09%	0.09%

# Dual-Chamber Pacemakers

## ACTIVELY MONITORED STUDY DATA

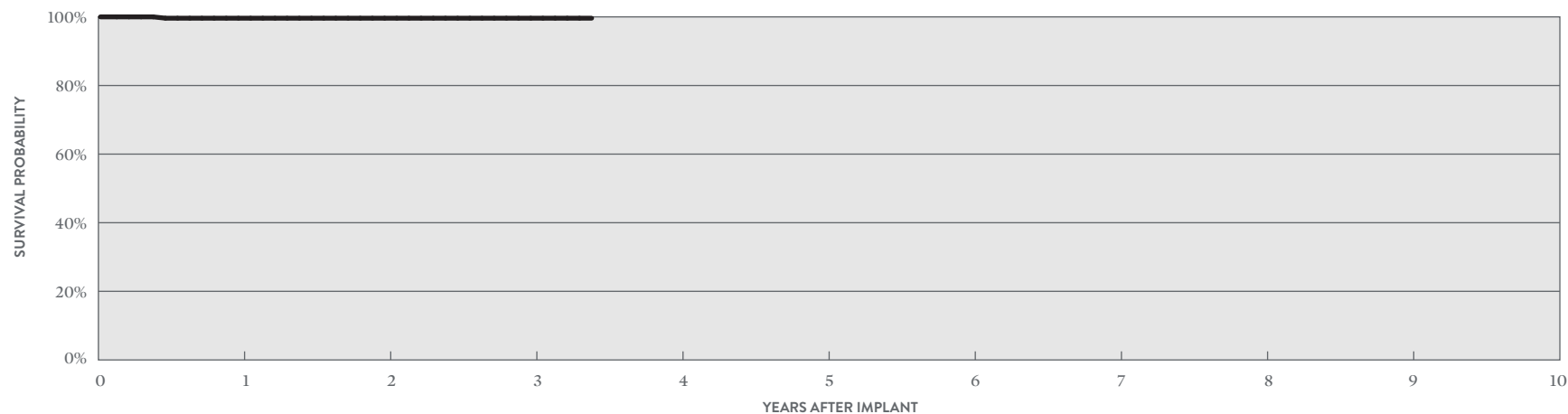
### Zephyr™ DR

#### MODEL 5820

US Regulatory Approval	March 2007
Number of Devices Enrolled in Study	284
Active Devices Enrolled in Study	3
Cumulative Months of Follow-up	8,001
Estimated Longevity	6.5 Years

QUALIFYING COMPLICATIONS	QTY	RATE
Skin Erosion	1	0.35%

	MALFUNCTIONS W/ COMPROMISED THERAPY		MALFUNCTIONS W/O COMPROMISED THERAPY	
	QTY	RATE	QTY	RATE
Electrical Component	0	0.00%	0	0.00%
Electrical Interconnect	0	0.00%	0	0.00%
Battery	0	0.00%	0	0.00%
Software/Firmware	0	0.00%	0	0.00%
Mechanical	0	0.00%	0	0.00%
Possible Early Battery Depletion	0	0.00%	0	0.00%
Other	0	0.00%	0	0.00%
<b>Total</b>	<b>0</b>	<b>0.00%</b>	<b>0</b>	<b>0.00%</b>



#### ACTIVELY MONITORED STUDY DATA

YEAR	1	2	3	AT 41 MONTHS
SURVIVAL PROBABILITY	99.62%	99.62%	99.62%	99.62%
± 1 STANDARD ERROR	0.38%	0.38%	0.38%	0.38%
SAMPLE SIZE	260	200	120	50

## Dual-Chamber Pacemakers

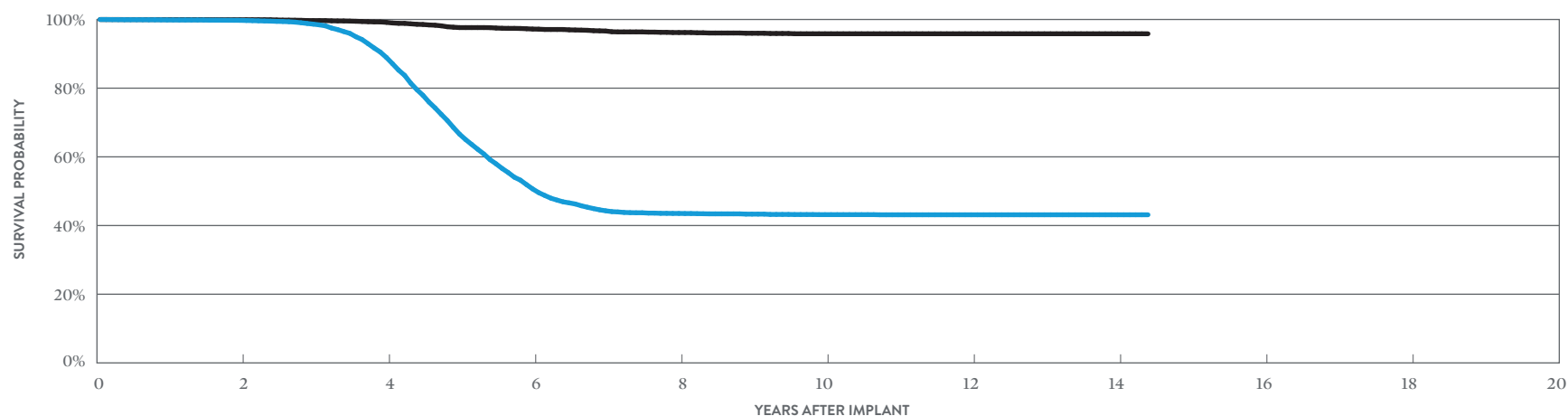
### CUSTOMER REPORTED PERFORMANCE DATA

### Victory™ DR

#### MODEL 5810

US Regulatory Approval	December 2005
Registered US Implants	26,313
Estimated Active US Implants	2,320
Estimated Longevity	6.5 Years
Normal Battery Depletion	2,778
Number of US Advisories	None

	MALFUNCTIONS W/ COMPROMISED THERAPY		MALFUNCTIONS W/O COMPROMISED THERAPY	
	QTY	RATE	QTY	RATE
Electrical Component	1	<0.01%	89	0.34%
Electrical Interconnect	0	0.00%	0	0.00%
Battery	0	0.00%	0	0.00%
Software/Firmware	0	0.00%	8	0.03%
Mechanical	0	0.00%	2	<0.01%
Possible Early Battery Depletion	0	0.00%	17	0.06%
Other	0	0.00%	37	0.14%
<b>Total</b>	<b>1</b>	<b>&lt;0.01%</b>	<b>153</b>	<b>0.58%</b>



#### INCLUDING NORMAL BATTERY DEPLETION

YEAR	2	4	6	8	10	12	14	AT 173 MONTHS
SURVIVAL PROBABILITY	99.75%	88.96%	50.89%	43.76%	43.41%	43.37%	43.37%	43.37%
± 1 STANDARD ERROR	0.03%	0.24%	0.44%	0.45%	0.46%	0.46%	0.46%	0.46%
SAMPLE SIZE	20,620	14,350	7,210	3,440	2,610	2,060	890	240

#### EXCLUDING NORMAL BATTERY DEPLETION

YEAR	2	4	6	8	10	12	14	AT 173 MONTHS
SURVIVAL PROBABILITY	99.93%	99.16%	97.23%	96.22%	95.87%	95.87%	95.87%	95.87%
± 1 STANDARD ERROR	0.02%	0.07%	0.16%	0.22%	0.25%	0.25%	0.25%	0.25%

## Dual-Chamber Pacemakers

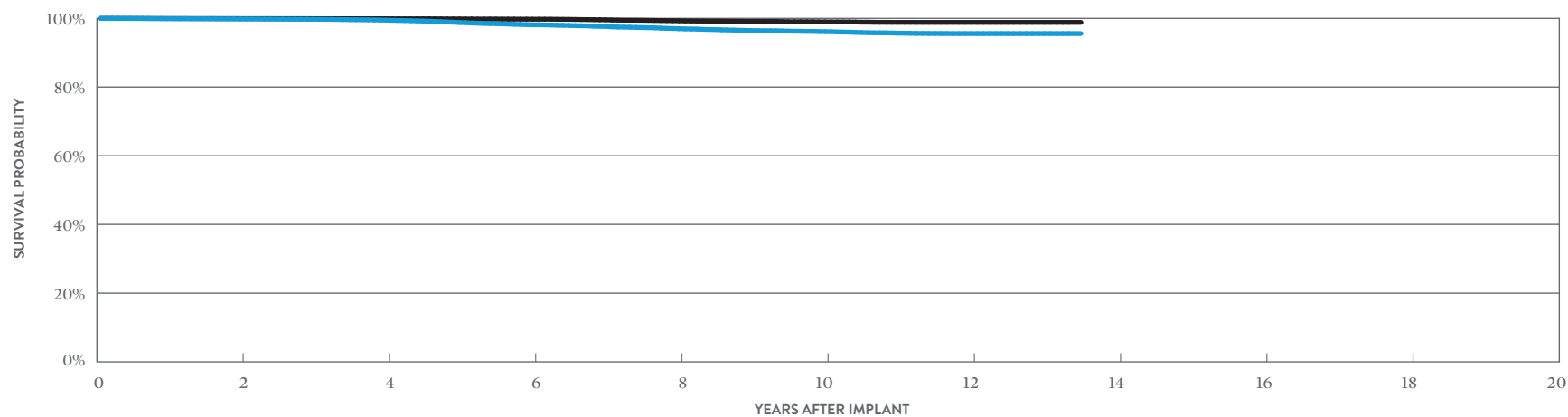
### CUSTOMER REPORTED PERFORMANCE DATA

## Zephyr™ XL DR

### MODEL 5826

US Regulatory Approval	March 2007
Registered US Implants	112,287
Estimated Active US Implants	23,538
Estimated Longevity	11.7 Years
Normal Battery Depletion	662
Number of US Advisories	None

	MALFUNCTIONS W/ COMPROMISED THERAPY		MALFUNCTIONS W/O COMPROMISED THERAPY	
	QTY	RATE	QTY	RATE
Electrical Component	1	<0.01%	24	0.02%
Electrical Interconnect	4	<0.01%	0	0.00%
Battery	0	0.00%	0	0.00%
Software/Firmware	0	0.00%	16	0.01%
Mechanical	1	<0.01%	9	<0.01%
Possible Early Battery Depletion	0	0.00%	3	<0.01%
Other	2	<0.01%	155	0.14%
<b>Total</b>	<b>8</b>	<b>&lt;0.01%</b>	<b>207</b>	<b>0.18%</b>



#### INCLUDING NORMAL BATTERY DEPLETION

YEAR	2	4	6	8	10	12	AT 162 MONTHS
SURVIVAL PROBABILITY	99.84%	99.48%	98.13%	96.97%	96.09%	95.21%	95.14%
± 1 STANDARD ERROR	0.01%	0.02%	0.05%	0.07%	0.09%	0.12%	0.13%
SAMPLE SIZE	91,720	72,160	56,890	39,040	24,820	12,320	260

#### EXCLUDING NORMAL BATTERY DEPLETION

YEAR	2	4	6	8	10	12	AT 162 MONTHS
SURVIVAL PROBABILITY	99.93%	99.89%	99.76%	99.28%	98.98%	98.75%	98.68%
± 1 STANDARD ERROR	0.01%	0.01%	0.02%	0.04%	0.05%	0.06%	0.08%

# Dual-Chamber Pacemakers

## ACTIVELY MONITORED STUDY DATA

### Zephyr™ XL DR

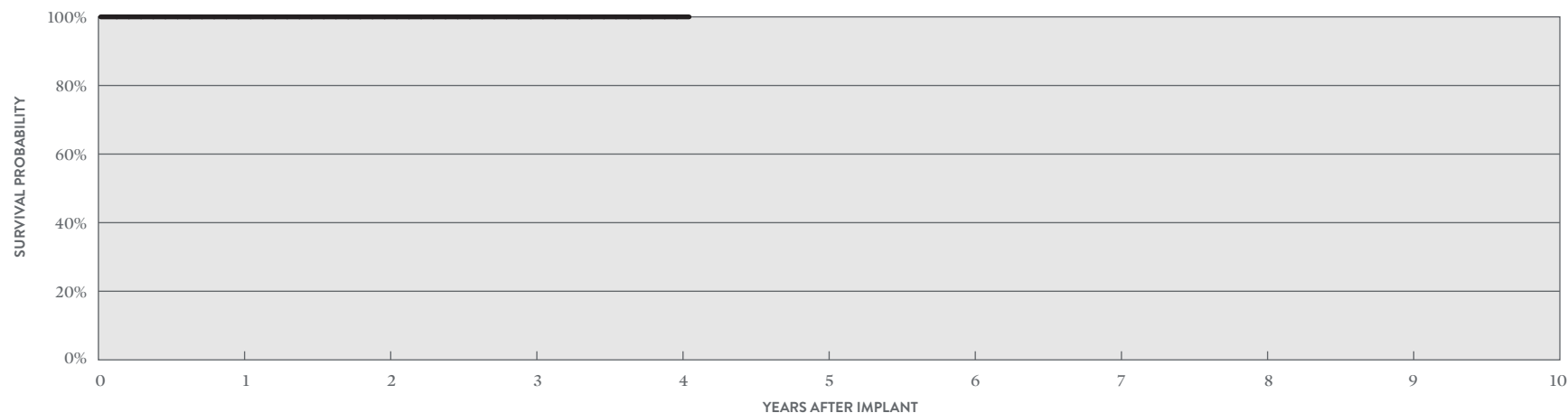
#### MODEL 5826

US Regulatory Approval	March 2007
Number of Devices Enrolled in Study	1,516
Active Devices Enrolled in Study	7
Cumulative Months of Follow-up	48,156
Estimated Longevity	11.7 Years

#### QUALIFYING COMPLICATIONS

None Reported

	MALFUNCTIONS W/ COMPROMISED THERAPY		MALFUNCTIONS W/O COMPROMISED THERAPY	
	QTY	RATE	QTY	RATE
Electrical Component	0	0.00%	1	0.07%
Electrical Interconnect	0	0.00%	0	0.00%
Battery	0	0.00%	0	0.00%
Software/Firmware	0	0.00%	0	0.00%
Mechanical	0	0.00%	0	0.00%
Possible Early Battery Depletion	0	0.00%	0	0.00%
Other	0	0.00%	0	0.00%
<b>Total</b>	<b>0</b>	<b>0.00%</b>	<b>1</b>	<b>0.07%</b>



#### ACTIVELY MONITORED STUDY DATA

YEAR	1	2	3	4	AT 49 MONTHS
SURVIVAL PROBABILITY	100.00%	100.00%	100.00%	100.00%	100.00%
± 1 STANDARD ERROR	0.00%	0.00%	0.00%	0.00%	0.00%
SAMPLE SIZE	1,440	1,270	900	350	70

# Dual-Chamber Pacemakers

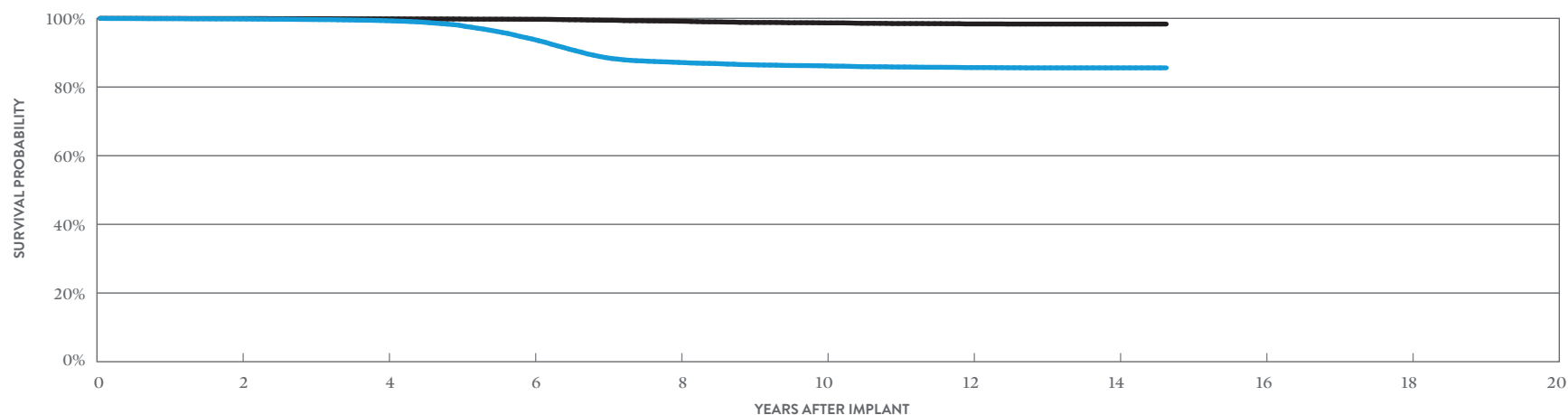
## CUSTOMER REPORTED PERFORMANCE DATA

### Victory™ XL DR

#### MODEL 5816

US Regulatory Approval	December 2005
Registered US Implants	62,717
Estimated Active US Implants	8,660
Estimated Longevity	11.7 Years
Normal Battery Depletion	1,511
Number of US Advisories	None

	MALFUNCTIONS W/ COMPROMISED THERAPY		MALFUNCTIONS W/O COMPROMISED THERAPY	
	QTY	RATE	QTY	RATE
Electrical Component	2	<0.01%	31	0.05%
Electrical Interconnect	0	0.00%	0	0.00%
Battery	0	0.00%	0	0.00%
Software/Firmware	0	0.00%	8	0.01%
Mechanical	0	0.00%	9	0.01%
Possible Early Battery Depletion	0	0.00%	5	<0.01%
Other	1	<0.01%	91	0.15%
<b>Total</b>	<b>3</b>	<b>&lt;0.01%</b>	<b>144</b>	<b>0.23%</b>



#### INCLUDING NORMAL BATTERY DEPLETION

YEAR	2	4	6	8	10	12	14	AT 176 MONTHS
SURVIVAL PROBABILITY	99.83%	99.30%	93.92%	87.08%	86.08%	85.58%	85.40%	85.40%
± 1 STANDARD ERROR	0.02%	0.04%	0.13%	0.20%	0.21%	0.22%	0.22%	0.22%
SAMPLE SIZE	51,390	39,670	30,310	19,640	12,710	8,770	3,310	210

#### EXCLUDING NORMAL BATTERY DEPLETION

YEAR	2	4	6	8	10	12	14	AT 176 MONTHS
SURVIVAL PROBABILITY	99.95%	99.85%	99.73%	99.16%	98.67%	98.37%	98.31%	98.31%
± 1 STANDARD ERROR	0.01%	0.02%	0.03%	0.05%	0.08%	0.10%	0.10%	0.10%

# Dual-Chamber Pacemakers

## ACTIVELY MONITORED STUDY DATA

### Victory™ XL DR

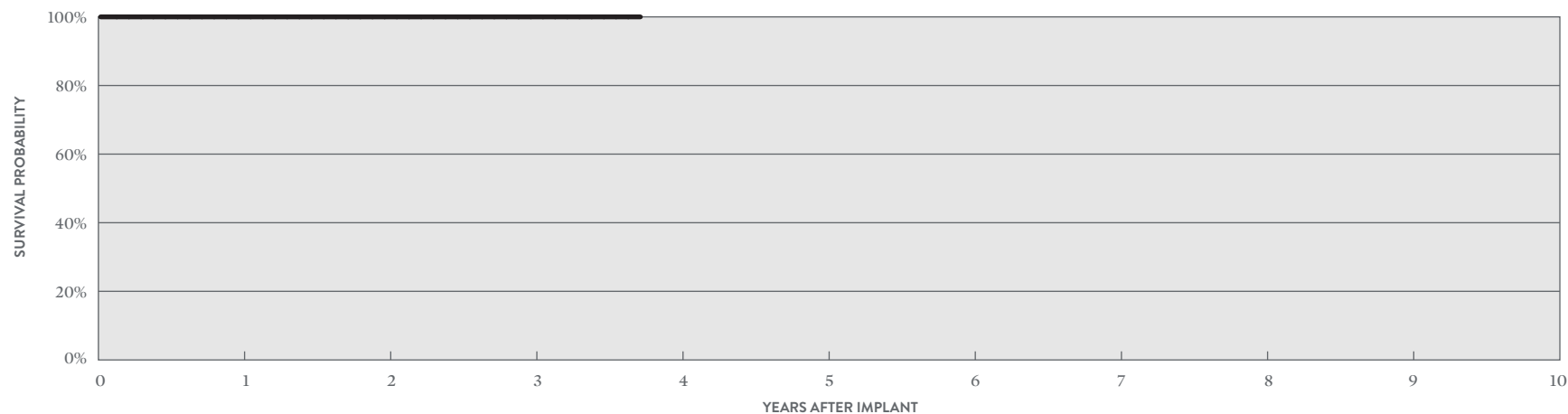
#### MODEL 5816

US Regulatory Approval	December 2005
Number of Devices Enrolled in Study	332
Active Devices Enrolled in Study	0
Cumulative Months of Follow-up	10,615
Estimated Longevity	11.7 Years

#### QUALIFYING COMPLICATIONS

None Reported

	MALFUNCTIONS W/ COMPROMISED THERAPY		MALFUNCTIONS W/O COMPROMISED THERAPY	
	QTY	RATE	QTY	RATE
Electrical Component	0	0.00%	0	0.00%
Electrical Interconnect	0	0.00%	0	0.00%
Battery	0	0.00%	0	0.00%
Software/Firmware	0	0.00%	0	0.00%
Mechanical	0	0.00%	0	0.00%
Possible Early Battery Depletion	0	0.00%	0	0.00%
Other	0	0.00%	0	0.00%
<b>Total</b>	<b>0</b>	<b>0.00%</b>	<b>0</b>	<b>0.00%</b>



#### ACTIVELY MONITORED STUDY DATA

YEAR	1	2	3	AT 45 MONTHS
SURVIVAL PROBABILITY	100.00%	100.00%	100.00%	100.00%
± 1 STANDARD ERROR	0.00%	0.00%	0.00%	0.00%
SAMPLE SIZE	320	280	200	50



## Dual-Chamber Pacemakers

### CUSTOMER REPORTED PERFORMANCE DATA

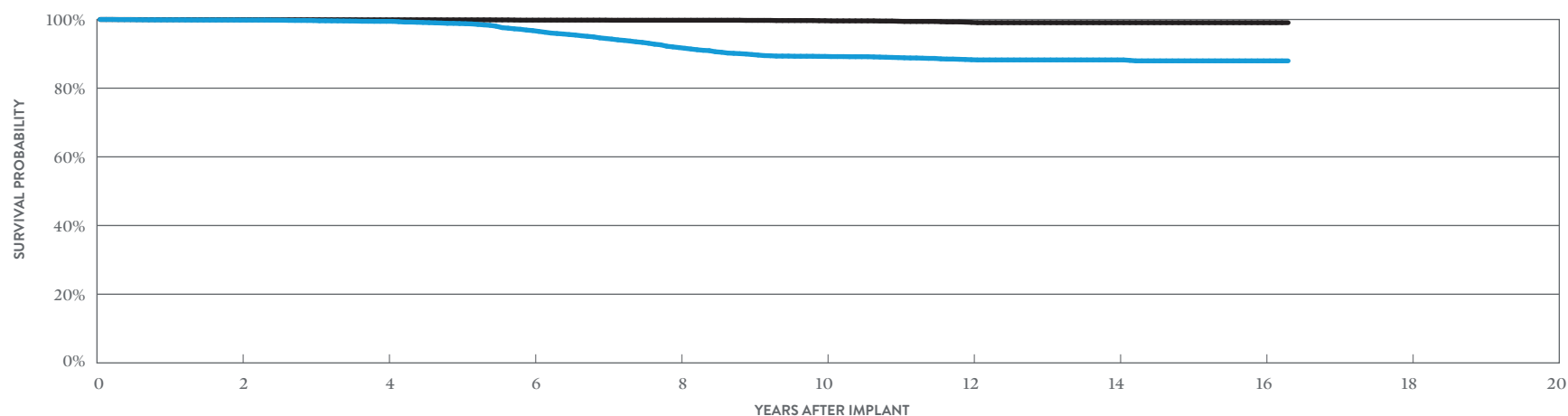
Verity ADx™ XL DR MODEL 5356

Verity ADx™ XL DR M/S MODEL 5357M/S

Verity ADx™ XL DC MODEL 5256

US Regulatory Approval	May 2003
Registered US Implants	17,393
Estimated Active US Implants	2,593
Estimated Longevity	6.9 Years
Normal Battery Depletion	310
Number of US Advisories	None

	MALFUNCTIONS W/ COMPROMISED THERAPY		MALFUNCTIONS W/O COMPROMISED THERAPY	
	QTY	RATE	QTY	RATE
Electrical Component	0	0.00%	11	0.06%
Electrical Interconnect	1	<0.01%	0	0.00%
Battery	0	0.00%	1	<0.01%
Software/Firmware	0	0.00%	0	0.00%
Mechanical	0	0.00%	0	0.00%
Possible Early Battery Depletion	0	0.00%	1	<0.01%
Other	0	0.00%	10	0.06%
<b>Total</b>	<b>1</b>	<b>&lt;0.01%</b>	<b>23</b>	<b>0.13%</b>



#### INCLUDING NORMAL BATTERY DEPLETION

YEAR	2	4	6	8	10	12	14	16	AT 196 MONTHS
SURVIVAL PROBABILITY	99.83%	99.46%	96.77%	91.81%	89.26%	88.21%	88.07%	87.36%	87.36%
± 1 STANDARD ERROR	0.03%	0.07%	0.18%	0.32%	0.38%	0.41%	0.42%	0.54%	0.54%
SAMPLE SIZE	14,100	10,780	8,000	5,870	4,310	3,110	1,790	550	230

#### EXCLUDING NORMAL BATTERY DEPLETION

YEAR	2	4	6	8	10	12	14	16	AT 196 MONTHS
SURVIVAL PROBABILITY	99.95%	99.91%	99.81%	99.78%	99.65%	99.15%	99.08%	98.58%	98.58%
± 1 STANDARD ERROR	0.02%	0.03%	0.04%	0.05%	0.07%	0.14%	0.15%	0.39%	0.39%

## Dual-Chamber Pacemakers

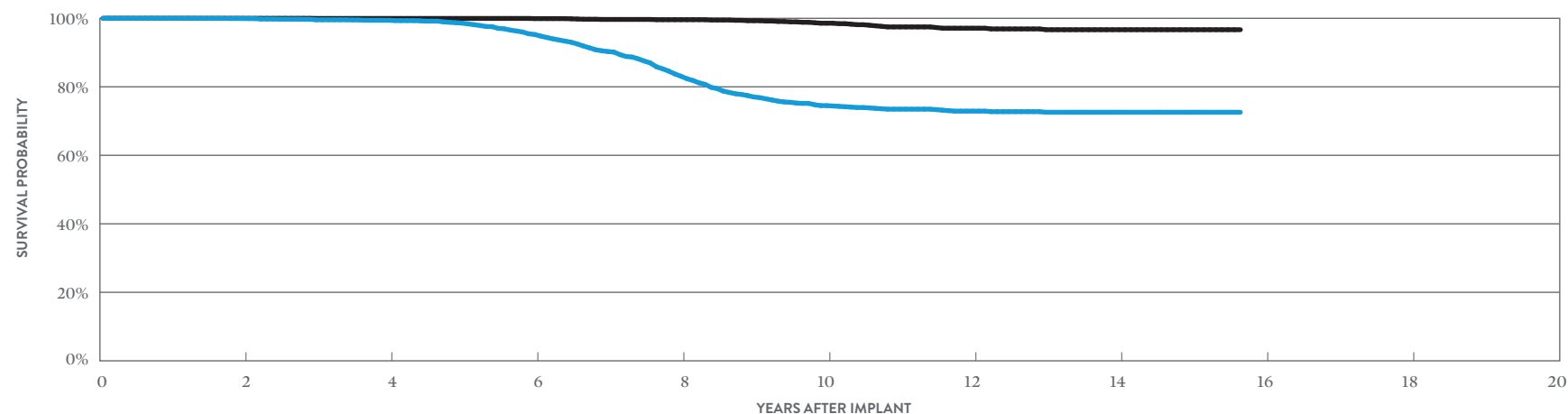
### CUSTOMER REPORTED PERFORMANCE DATA

### Integrity ADx™ DR

#### MODEL 5366

US Regulatory Approval	May 2003
Registered US Implants	8,087
Estimated Active US Implants	802
Estimated Longevity	6.9 Years
Normal Battery Depletion	322
Number of US Advisories	None

	MALFUNCTIONS W/ COMPROMISED THERAPY		MALFUNCTIONS W/O COMPROMISED THERAPY	
	QTY	RATE	QTY	RATE
Electrical Component	0	0.00%	9	0.11%
Electrical Interconnect	0	0.00%	0	0.00%
Battery	0	0.00%	0	0.00%
Software/Firmware	0	0.00%	2	0.02%
Mechanical	0	0.00%	1	0.01%
Possible Early Battery Depletion	0	0.00%	1	0.01%
Other	0	0.00%	14	0.17%
<b>Total</b>	<b>0</b>	<b>0.00%</b>	<b>27</b>	<b>0.33%</b>



#### INCLUDING NORMAL BATTERY DEPLETION

YEAR	2	4	6	8	10	12	14	AT 188 MONTHS
SURVIVAL PROBABILITY	99.94%	99.43%	95.26%	83.12%	74.54%	72.94%	72.61%	72.61%
± 1 STANDARD ERROR	0.03%	0.10%	0.32%	0.62%	0.79%	0.83%	0.85%	0.85%
SAMPLE SIZE	6,700	5,180	3,930	2,780	1,650	1,040	690	210

#### EXCLUDING NORMAL BATTERY DEPLETION

YEAR	2	4	6	8	10	12	14	AT 188 MONTHS
SURVIVAL PROBABILITY	100.00%	99.96%	99.91%	99.59%	98.57%	97.12%	96.68%	96.68%
± 1 STANDARD ERROR	0.00%	0.03%	0.03%	0.11%	0.26%	0.43%	0.48%	0.48%

# Dual-Chamber Pacemakers

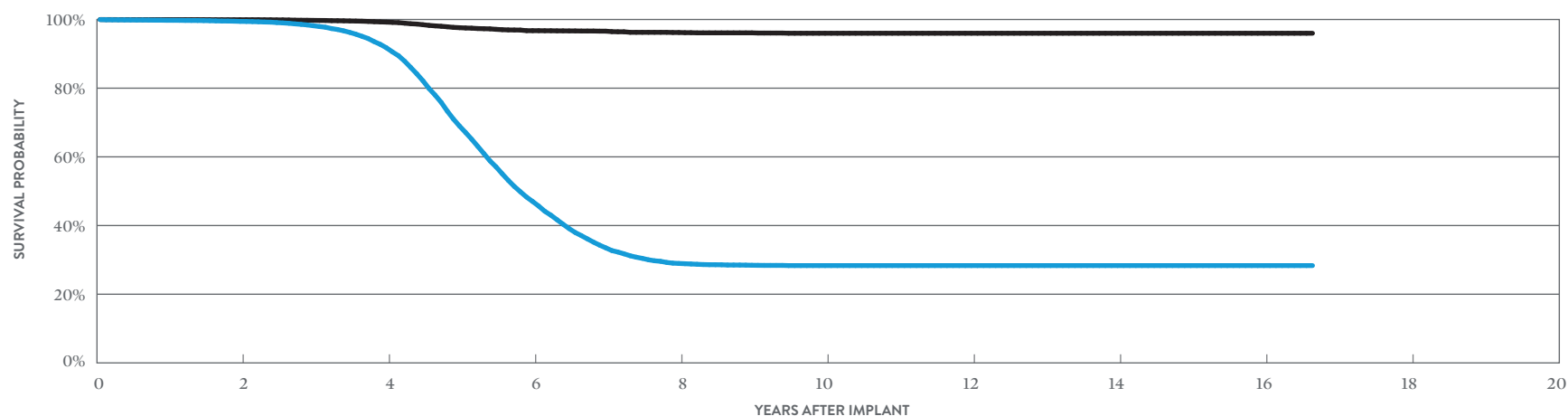
## CUSTOMER REPORTED PERFORMANCE DATA

### Identity ADx™ DR

#### MODEL 5380

US Regulatory Approval	March 2003
Registered US Implants	54,050
Estimated Active US Implants	2,549
Estimated Longevity	3.8 Years
Normal Battery Depletion	6,222
Number of US Advisories	One

	MALFUNCTIONS W/ COMPROMISED THERAPY		MALFUNCTIONS W/O COMPROMISED THERAPY	
	QTY	RATE	QTY	RATE
Electrical Component	4	<0.01%	262	0.48%
Electrical Interconnect	1	<0.01%	0	0.00%
Battery	0	0.00%	0	0.00%
Software/Firmware	0	0.00%	2	<0.01%
Mechanical	0	0.00%	6	0.01%
Possible Early Battery Depletion	0	0.00%	11	0.02%
Other	0	0.00%	17	0.03%
<b>Total</b>	<b>5</b>	<b>&lt;0.01%</b>	<b>298</b>	<b>0.55%</b>



#### INCLUDING NORMAL BATTERY DEPLETION

YEAR	2	4	6	8	10	12	14	16	AT 200 MONTHS
SURVIVAL PROBABILITY	99.44%	91.73%	46.97%	29.03%	28.42%	28.42%	28.42%	28.42%	28.42%
± 1 STANDARD ERROR	0.03%	0.14%	0.33%	0.33%	0.33%	0.33%	0.33%	0.33%	0.33%
SAMPLE SIZE	42,750	29,910	12,650	4,680	3,060	2,540	1,940	780	230

#### EXCLUDING NORMAL BATTERY DEPLETION

YEAR	2	4	6	8	10	12	14	16	AT 200 MONTHS
SURVIVAL PROBABILITY	99.93%	99.23%	96.74%	96.21%	95.98%	95.98%	95.98%	95.98%	95.98%
± 1 STANDARD ERROR	0.01%	0.05%	0.13%	0.16%	0.18%	0.18%	0.18%	0.18%	0.18%

## Dual-Chamber Pacemakers

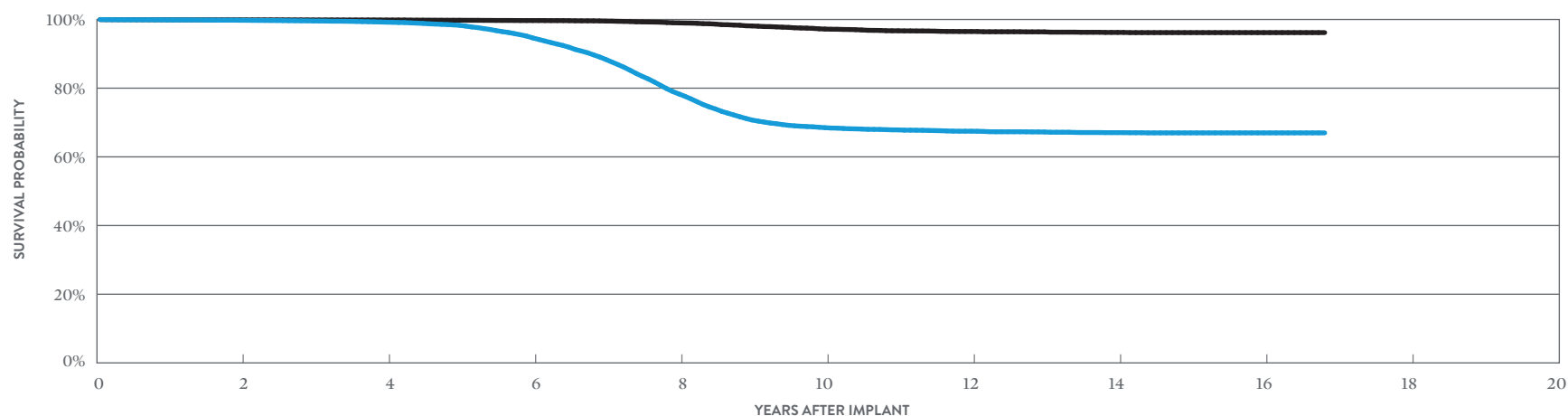
### CUSTOMER REPORTED PERFORMANCE DATA

#### Identity ADx™ XL DR MODEL 5386

#### Identity ADx™ XL DC MODEL 5286

US Regulatory Approval	March 2003
Registered US Implants	67,418
Estimated Active US Implants	7,059
Estimated Longevity	6.9 Years
Normal Battery Depletion	3,327
Number of US Advisories	One

	MALFUNCTIONS W/ COMPROMISED THERAPY		MALFUNCTIONS W/O COMPROMISED THERAPY	
	QTY	RATE	QTY	RATE
Electrical Component	2	<0.01%	136	0.20%
Electrical Interconnect	0	0.00%	2	<0.01%
Battery	0	0.00%	0	0.00%
Software/Firmware	0	0.00%	7	0.01%
Mechanical	0	0.00%	10	0.01%
Possible Early Battery Depletion	0	0.00%	6	<0.01%
Other	0	0.00%	111	0.16%
<b>Total</b>	<b>2</b>	<b>&lt;0.01%</b>	<b>272</b>	<b>0.40%</b>



#### INCLUDING NORMAL BATTERY DEPLETION

YEAR	2	4	6	8	10	12	14	16	AT 202 MONTHS
SURVIVAL PROBABILITY	99.77%	99.21%	94.60%	78.19%	68.34%	67.32%	66.84%	66.77%	66.77%
± 1 STANDARD ERROR	0.02%	0.04%	0.11%	0.24%	0.29%	0.30%	0.31%	0.31%	0.31%
SAMPLE SIZE	55,680	43,210	32,530	22,660	12,780	7,930	4,760	1,560	220

#### EXCLUDING NORMAL BATTERY DEPLETION

YEAR	2	4	6	8	10	12	14	16	AT 202 MONTHS
SURVIVAL PROBABILITY	99.90%	99.85%	99.69%	98.99%	97.20%	96.49%	96.21%	96.16%	96.16%
± 1 STANDARD ERROR	0.01%	0.02%	0.03%	0.06%	0.12%	0.15%	0.17%	0.17%	0.17%

# Dual-Chamber Pacemakers

## ACTIVELY MONITORED STUDY DATA

### Identity ADx™ XL DR

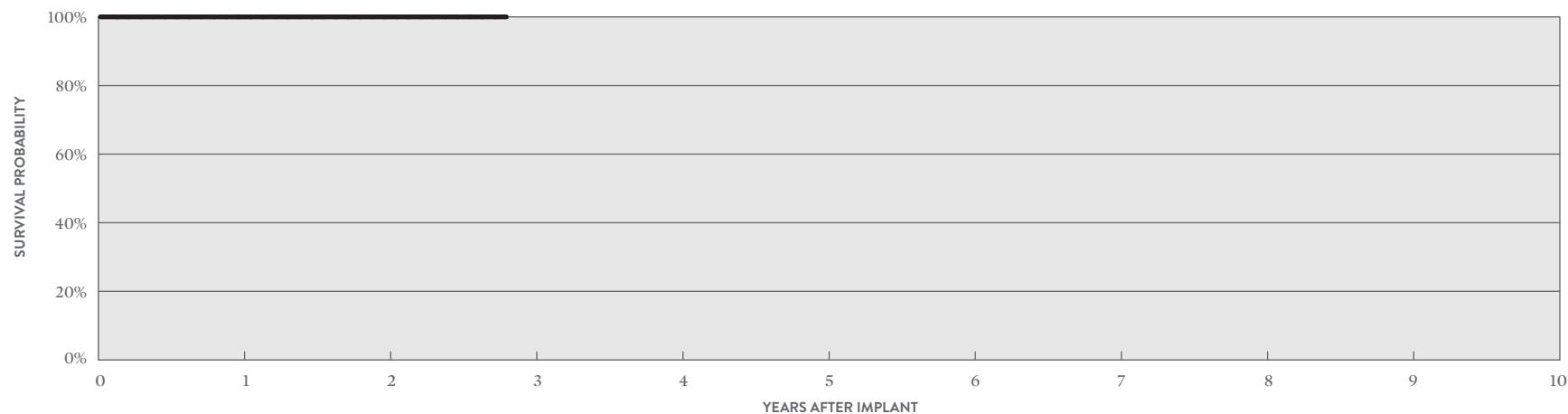
#### MODEL 5386

US Regulatory Approval	March 2003
Number of Devices Enrolled in Study	101
Active Devices Enrolled in Study	0
Cumulative Months of Follow-up	3,221
Estimated Longevity	6.9 Years

#### QUALIFYING COMPLICATIONS

None Reported

	MALFUNCTIONS W/ COMPROMISED THERAPY		MALFUNCTIONS W/O COMPROMISED THERAPY	
	QTY	RATE	QTY	RATE
Electrical Component	0	0.00%	0	0.00%
Electrical Interconnect	0	0.00%	0	0.00%
Battery	0	0.00%	0	0.00%
Software/Firmware	0	0.00%	0	0.00%
Mechanical	0	0.00%	0	0.00%
Possible Early Battery Depletion	0	0.00%	0	0.00%
Other	0	0.00%	0	0.00%
<b>Total</b>	<b>0</b>	<b>0.00%</b>	<b>0</b>	<b>0.00%</b>



#### ACTIVELY MONITORED STUDY DATA

YEAR	1	2	AT 34 MONTHS
SURVIVAL PROBABILITY	100.00%	100.00%	100.00%
± 1 STANDARD ERROR	0.00%	0.00%	0.00%
SAMPLE SIZE	100	80	50

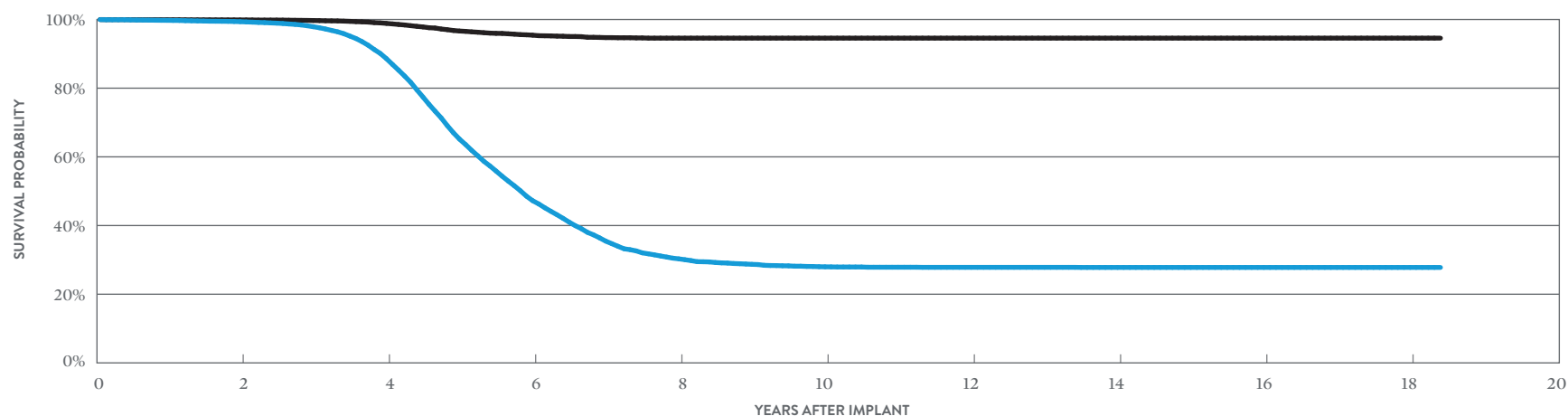
## Dual-Chamber Pacemakers

### CUSTOMER REPORTED PERFORMANCE DATA

#### Identity™ MODEL 5370

US Regulatory Approval	November 2001
Registered US Implants	58,366
Estimated Active US Implants	1,684
Estimated Longevity	3.8 Years
Normal Battery Depletion	6,084
Number of US Advisories (see pg. 323)	One

	MALFUNCTIONS W/ COMPROMISED THERAPY		MALFUNCTIONS W/O COMPROMISED THERAPY	
	QTY	RATE	QTY	RATE
Electrical Component	3	<0.01%	398	0.68%
Electrical Interconnect	2	<0.01%	2	<0.01%
Battery	0	0.00%	0	0.00%
Software/Firmware	0	0.00%	1	<0.01%
Mechanical	0	0.00%	5	<0.01%
Possible Early Battery Depletion	0	0.00%	12	0.02%
Other	0	0.00%	12	0.02%
<b>Total</b>	<b>5</b>	<b>&lt;0.01%</b>	<b>430</b>	<b>0.74%</b>



#### INCLUDING NORMAL BATTERY DEPLETION

YEAR	2	4	6	8	10	12	14	16	18	AT 221 MONTHS
<b>SURVIVAL PROBABILITY</b>	99.35%	88.52%	46.94%	30.04%	27.72%	27.58%	27.55%	27.55%	27.55%	27.55%
<b>± 1 STANDARD ERROR</b>	0.03%	0.16%	0.33%	0.36%	0.37%	0.37%	0.37%	0.37%	0.37%	0.37%
<b>SAMPLE SIZE</b>	46,390	32,180	11,330	3,650	2,300	1,950	1,730	1,320	610	230

#### EXCLUDING NORMAL BATTERY DEPLETION

YEAR	2	4	6	8	10	12	14	16	18	AT 221 MONTHS
<b>SURVIVAL PROBABILITY</b>	99.87%	98.85%	95.40%	94.53%	94.53%	94.53%	94.53%	94.53%	94.53%	94.53%
<b>± 1 STANDARD ERROR</b>	0.01%	0.05%	0.15%	0.20%	0.20%	0.20%	0.20%	0.20%	0.20%	0.20%

# Dual-Chamber Pacemakers

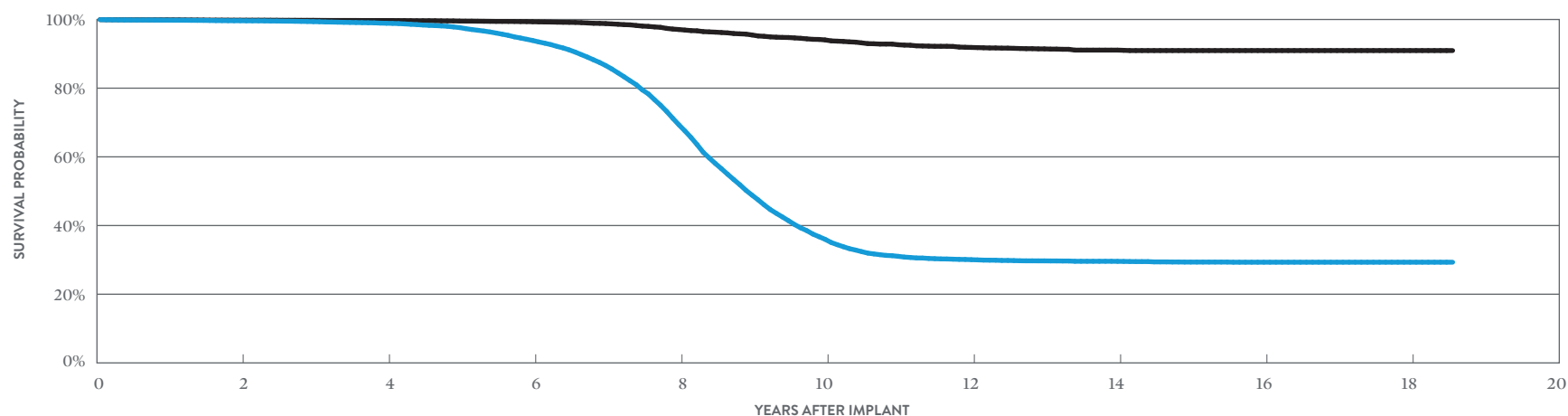
## CUSTOMER REPORTED PERFORMANCE DATA

### Identity™ XL

#### MODEL 5376

US Regulatory Approval	November 2001
Registered US Implants	51,535
Estimated Active US Implants	2,605
Estimated Longevity	6.9 Years
Normal Battery Depletion	5,337
Number of US Advisories (see pg. 323)	One

	MALFUNCTIONS W/ COMPROMISED THERAPY		MALFUNCTIONS W/O COMPROMISED THERAPY	
	QTY	RATE	QTY	RATE
Electrical Component	2	<0.01%	314	0.61%
Electrical Interconnect	4	<0.01%	2	<0.01%
Battery	0	0.00%	0	0.00%
Software/Firmware	0	0.00%	12	0.02%
Mechanical	2	<0.01%	6	0.01%
Possible Early Battery Depletion	0	0.00%	5	<0.01%
Other	0	0.00%	94	0.18%
<b>Total</b>	<b>8</b>	<b>0.02%</b>	<b>433</b>	<b>0.84%</b>



#### INCLUDING NORMAL BATTERY DEPLETION

YEAR	2	4	6	8	10	12	14	16	18	AT 223 MONTHS
SURVIVAL PROBABILITY	99.64%	98.90%	93.89%	69.34%	35.92%	30.00%	29.51%	29.26%	29.26%	29.26%
± 1 STANDARD ERROR	0.03%	0.05%	0.14%	0.30%	0.34%	0.34%	0.34%	0.34%	0.34%	0.34%
SAMPLE SIZE	43,160	33,990	25,330	16,460	7,810	4,140	2,930	1,880	770	220

#### EXCLUDING NORMAL BATTERY DEPLETION

YEAR	2	4	6	8	10	12	14	16	18	AT 223 MONTHS
SURVIVAL PROBABILITY	99.80%	99.70%	99.34%	97.08%	94.04%	91.85%	91.07%	90.93%	90.93%	90.93%
± 1 STANDARD ERROR	0.02%	0.03%	0.04%	0.12%	0.21%	0.29%	0.32%	0.33%	0.33%	0.33%

SUMMARY INFORMATION  
Dual-Chamber  
Pacemakers



## Dual-Chamber Pacemakers

### Survival Probability Summary

#### INCLUDING NORMAL BATTERY DEPLETION

MODELS	FAMILY	1 YEAR	2 YEAR	3 YEAR	4 YEAR	5 YEAR	6 YEAR	7 YEAR	8 YEAR	9 YEAR	10 YEAR
PM2272	Assurity MRI <sup>™</sup>	99.99%	99.97%	99.90%							
PM2160	Endurity <sup>™</sup> DR	99.85%	99.79%	99.77%	99.67%	99.56%	99.19%				
PM2240	Assurity <sup>™</sup> DR RF	99.95%	99.91%	99.84%	99.65%	99.38%	98.91%				
PM2210	Accent <sup>™</sup> DR RF	99.92%	99.86%	99.77%	99.60%	99.31%	98.63%	97.04%	96.94%	96.83%	96.56%
PM2110	Accent <sup>™</sup> DR	99.94%	99.89%	99.81%	99.61%	99.38%	98.72%	97.38%	97.29%	97.27%	97.17%
5820	Zephyr <sup>™</sup> DR	99.85%	99.75%	99.02%	93.85%	82.44%	79.64%	78.92%	78.60%	78.53%	78.46%
5810	Victory <sup>™</sup> DR	99.87%	99.75%	98.65%	88.96%	66.74%	50.89%	44.53%	43.76%	43.56%	43.41%
5826	Zephyr <sup>™</sup> XL DR	99.91%	99.84%	99.74%	99.48%	98.79%	98.13%	97.64%	96.97%	96.42%	96.09%
5816	Victory <sup>™</sup> XL DR	99.91%	99.83%	99.65%	99.30%	97.97%	93.92%	88.51%	87.08%	86.40%	86.08%
5356/5357/5256	Verity ADx <sup>™</sup> XL DR/ DR(M/S) / DC	99.89%	99.83%	99.69%	99.46%	98.82%	96.77%	94.47%	91.81%	89.80%	89.26%
5366	Integrity ADx <sup>™</sup> XL DR	100.00%	99.94%	99.56%	99.43%	98.60%	95.26%	90.28%	83.12%	77.07%	74.54%
5380	Identity ADx <sup>™</sup> DR	99.76%	99.44%	98.18%	91.73%	68.90%	46.97%	33.56%	29.03%	28.50%	28.42%
5386/5286	Identity ADx <sup>™</sup> XL DR/DC	99.88%	99.77%	99.57%	99.21%	98.29%	94.60%	88.31%	78.19%	70.57%	68.34%
5370	Identity <sup>™</sup>	99.75%	99.35%	97.88%	88.52%	64.94%	46.94%	35.17%	30.04%	28.44%	27.72%
5376	Identity <sup>™</sup> XL	99.79%	99.64%	99.37%	98.90%	97.65%	93.89%	86.58%	69.34%	48.76%	35.92%

## Dual-Chamber Pacemakers

### Survival Probability Summary

#### EXCLUDING NORMAL BATTERY DEPLETION

MODELS	FAMILY	1 YEAR	2 YEAR	3 YEAR	4 YEAR	5 YEAR	6 YEAR	7 YEAR	8 YEAR	9 YEAR	10 YEAR
PM2272	Assurity MRI™	99.99%	99.98%	99.95%							
PM2160	Endurity™ DR	99.85%	99.82%	99.82%	99.79%	99.79%	99.79%				
PM2240	Assurity™ DR RF	99.96%	99.93%	99.90%	99.82%	99.76%	99.74%				
PM2210	Accent™ DR RF	99.95%	99.90%	99.85%	99.79%	99.76%	99.74%	99.72%	99.72%	99.71%	99.69%
PM2110	Accent™ DR	99.97%	99.95%	99.93%	99.93%	99.93%	99.90%	99.90%	99.90%	99.90%	99.90%
5820	Zephyr™ DR	99.97%	99.96%	99.92%	99.65%	99.27%	99.00%	98.79%	98.59%	98.52%	98.49%
5810	Victory™ DR	99.98%	99.93%	99.68%	99.16%	97.65%	97.23%	96.65%	96.22%	96.01%	95.87%
5826	Zephyr™ XL DR	99.96%	99.93%	99.91%	99.89%	99.83%	99.76%	99.56%	99.28%	99.10%	98.98%
5816	Victory™ XL DR	99.97%	99.95%	99.91%	99.85%	99.81%	99.73%	99.45%	99.16%	98.79%	98.67%
5356/5357/5256	Verity ADx™ XL DR/ DR(M/S) / DC	99.96%	99.95%	99.93%	99.91%	99.89%	99.81%	99.81%	99.78%	99.74%	99.65%
5366	Integrity ADx™ XL DR	100.00%	100.00%	99.96%	99.96%	99.96%	99.91%	99.67%	99.59%	99.31%	98.57%
5380	Identity ADx™ DR	99.96%	99.93%	99.74%	99.23%	97.60%	96.74%	96.60%	96.21%	96.11%	95.98%
5386/5286	Identity ADx™ XL DR/DC	99.92%	99.90%	99.87%	99.85%	99.77%	99.69%	99.53%	98.99%	98.11%	97.20%
5370	Identity™	99.92%	99.87%	99.70%	98.85%	96.62%	95.40%	94.68%	94.53%	94.53%	94.53%
5376	Identity™ XL	99.90%	99.80%	99.76%	99.70%	99.54%	99.34%	98.82%	97.08%	95.48%	94.04%

## Dual-Chamber Pacemakers

### US Malfunction Summary

#### WITH COMPROMISED THERAPY

MODELS	FAMILY	REGISTERED US IMPLANTS	PERCENT RETURNED FOR ANALYSIS	ELECTRICAL COMPONENT		ELECTRICAL INTERCONNECT		BATTERY		SOFTWARE/FIRMWARE		MECHANICAL		POSSIBLE EARLY BATTERY DEPLETION		OTHER		TOTAL	
				QTY	RATE	QTY	RATE	QTY	RATE	QTY	RATE	QTY	RATE	QTY	RATE	QTY	RATE	QTY	RATE
PM2272	Assurity MRI™	213,663	1.70%	1	<0.01%	0	0.00%	0	0.00%	0	0.00%	8	<0.01%	0	0.00%	0	0.00%	9	<0.01%
PM2160	Endurity™ DR	9,350	3.80%	0	0.00%	0	0.00%	0	0.00%	0	0.00%	1	0.01%	0	0.00%	0	0.00%	1	0.01%
PM2240	Assurity™ DR RF	183,057	4.20%	5	<0.01%	0	0.00%	0	0.00%	0	0.00%	23	0.01%	3	<0.01%	0	0.00%	31	0.02%
PM2210	Accent™ DR RF	243,098	10.70%	17	<0.01%	8	<0.01%	0	0.00%	0	0.00%	1	<0.01%	7	<0.01%	5	<0.01%	38	0.02%
PM2110	Accent™ DR	48,908	9.10%	2	<0.01%	2	<0.01%	0	0.00%	0	0.00%	0	0.00%	0	0.00%	0	0.00%	4	<0.01%
5820	Zephyr™ DR	54,348	16.00%	2	<0.01%	0	0.00%	0	0.00%	0	0.00%	0	0.00%	0	0.00%	0	0.00%	2	<0.01%
5810	Victory™ DR	26,313	19.00%	1	<0.01%	0	0.00%	0	0.00%	0	0.00%	0	0.00%	0	0.00%	0	0.00%	1	<0.01%
5826	Zephyr™ XL DR	112,287	18.60%	1	<0.01%	4	<0.01%	0	0.00%	0	0.00%	1	<0.01%	0	0.00%	2	<0.01%	8	<0.01%
5816	Victory™ XL DR	62,717	20.70%	2	<0.01%	0	0.00%	0	0.00%	0	0.00%	0	0.00%	0	0.00%	1	<0.01%	3	<0.01%
5356/5357/5256	Verity ADx™ XL DR/DR(M/S)/DC	17,393	11.60%	0	0.00%	1	<0.01%	0	0.00%	0	0.00%	0	0.00%	0	0.00%	0	0.00%	1	<0.01%
5366	Integrity ADx™ XL DR	8,087	19.60%	0	0.00%	0	0.00%	0	0.00%	0	0.00%	0	0.00%	0	0.00%	0	0.00%	0	0.00%
5380	Identity ADx™ DR	54,050	16.20%	4	<0.01%	1	<0.01%	0	0.00%	0	0.00%	0	0.00%	0	0.00%	0	0.00%	5	<0.01%
5386/5286	Identity ADx™ XL DR/DC	67,418	19.50%	2	<0.01%	0	0.00%	0	0.00%	0	0.00%	0	0.00%	0	0.00%	0	0.00%	2	<0.01%
5370	Identity™	58,366	13.70%	3	<0.01%	2	<0.01%	0	0.00%	0	0.00%	0	0.00%	0	0.00%	0	0.00%	5	<0.01%
5376	Identity™ XL	51,535	20.00%	2	<0.01%	4	<0.01%	0	0.00%	0	0.00%	2	<0.01%	0	0.00%	0	0.00%	8	0.02%

Definitions of malfunction categories can be found on [pages 5-6](#).

## Dual-Chamber Pacemakers

### US Malfunction Summary

#### WITHOUT COMPROMISED THERAPY

MODELS	FAMILY	REGISTERED US IMPLANTS	PERCENT RETURNED FOR ANALYSIS	ELECTRICAL COMPONENT		ELECTRICAL INTERCONNECT		BATTERY		SOFTWARE/ FIRMWARE		MECHANICAL		POSSIBLE EARLY BATTERY DEPLETION		OTHER		TOTAL	
				QTY	RATE	QTY	RATE	QTY	RATE	QTY	RATE	QTY	RATE	QTY	RATE	QTY	RATE	QTY	RATE
PM2272	Assurity MRI <sup>™</sup>	213,663	1.70%	5	<0.01%	0	0.00%	0	0.00%	0	0.00%	11	<0.01%	1	<0.01%	3	<0.01%	20	<0.01%
PM2160	Endurity <sup>™</sup> DR	9,350	3.80%	0	0.00%	0	0.00%	0	0.00%	0	0.00%	5	0.05%	0	0.00%	2	0.02%	7	0.07%
PM2240	Assurity <sup>™</sup> DR RF	183,057	4.20%	17	<0.01%	0	0.00%	0	0.00%	1	<0.01%	60	0.03%	4	<0.01%	10	<0.01%	92	0.05%
PM2210	Accent <sup>™</sup> DR RF	243,098	10.70%	48	0.02%	33	0.01%	0	0.00%	4	<0.01%	22	<0.01%	23	<0.01%	44	0.02%	174	0.07%
PM2110	Accent <sup>™</sup> DR	48,908	9.10%	3	<0.01%	0	0.00%	0	0.00%	3	<0.01%	5	0.01%	2	<0.01%	0	0.00%	13	0.03%
5820	Zephyr <sup>™</sup> DR	54,348	16.00%	36	0.07%	0	0.00%	0	0.00%	9	0.02%	2	<0.01%	1	<0.01%	92	0.17%	140	0.26%
5810	Victory <sup>™</sup> DR	26,313	19.00%	89	0.34%	0	0.00%	0	0.00%	8	0.03%	2	<0.01%	17	0.06%	37	0.14%	153	0.58%
5826	Zephyr <sup>™</sup> XL DR	112,287	18.60%	24	0.02%	0	0.00%	0	0.00%	16	0.01%	9	<0.01%	3	<0.01%	155	0.14%	207	0.18%
5816	Victory <sup>™</sup> XL DR	62,717	20.70%	31	0.05%	0	0.00%	0	0.00%	8	0.01%	9	0.01%	5	<0.01%	91	0.15%	144	0.23%
5356/5357/5256	Verity ADx <sup>™</sup> XL DR/ DR(M/S) / DC	17,393	11.60%	11	0.06%	0	0.00%	1	<0.01%	0	0.00%	0	0.00%	1	<0.01%	10	0.06%	23	0.13%
5366	Integrity ADx <sup>™</sup> XL DR	8,087	19.60%	9	0.11%	0	0.00%	0	0.00%	2	0.02%	1	0.01%	1	0.01%	14	0.17%	27	0.33%
5380	Identity ADx <sup>™</sup> DR	54,050	16.20%	262	0.48%	0	0.00%	0	0.00%	2	<0.01%	6	0.01%	11	0.02%	17	0.03%	298	0.55%
5386/5286	Identity ADx <sup>™</sup> XL DR/DC	67,418	19.50%	136	0.20%	2	<0.01%	0	0.00%	7	0.01%	10	0.01%	6	<0.01%	111	0.16%	272	0.40%
5370	Identity <sup>™</sup>	58,366	13.70%	398	0.68%	2	<0.01%	0	0.00%	1	<0.01%	5	<0.01%	12	0.02%	12	0.02%	430	0.74%
5376	Identity <sup>™</sup> XL	51,535	20.00%	314	0.61%	2	<0.01%	0	0.00%	12	0.02%	6	0.01%	5	<0.01%	94	0.18%	433	0.84%

Definitions of malfunction categories can be found on [pages 5-6](#).

## Dual-Chamber Pacemakers

### Worldwide Malfunction Summary

#### WITH COMPROMISED THERAPY

MODELS	FAMILY	WORLDWIDE SALES	PERCENT RETURNED FOR ANALYSIS	ELECTRICAL COMPONENT		ELECTRICAL INTERCONNECT		BATTERY		SOFTWARE/FIRMWARE		MECHANICAL		POSSIBLE EARLY BATTERY DEPLETION		OTHER		TOTAL	
				QTY	RATE	QTY	RATE	QTY	RATE	QTY	RATE	QTY	RATE	QTY	RATE	QTY	RATE	QTY	RATE
PM2272	Assurity MRI <sup>™</sup>	504,031	0.55%	3	<0.01%	1	<0.01%	0	0.00%	0	0.00%	10	<0.01%	0	0.00%	0	0.00%	14	<0.01%
PM2160	Endurity <sup>™</sup> DR	60,053	0.86%	2	<0.01%	0	0.00%	0	0.00%	0	0.00%	1	<0.01%	0	0.00%	0	0.00%	3	<0.01%
PM2240	Assurity <sup>™</sup> DR RF	200,450	3.31%	5	<0.01%	0	0.00%	0	0.00%	0	0.00%	23	0.01%	3	<0.01%	0	0.00%	31	0.02%
PM2210	Accent <sup>™</sup> DR RF	246,722	8.96%	17	<0.01%	8	<0.01%	0	0.00%	0	0.00%	1	<0.01%	6	<0.01%	5	<0.01%	37	0.01%
PM2110	Accent <sup>™</sup> DR	49,730	7.69%	2	<0.01%	2	<0.01%	0	0.00%	0	0.00%	0	0.00%	0	0.00%	0	0.00%	4	<0.01%

#### WITHOUT COMPROMISED THERAPY

MODELS	FAMILY	WORLDWIDE SALES	PERCENT RETURNED FOR ANALYSIS	ELECTRICAL COMPONENT		ELECTRICAL INTERCONNECT		BATTERY		SOFTWARE/FIRMWARE		MECHANICAL		POSSIBLE EARLY BATTERY DEPLETION		OTHER		TOTAL	
				QTY	RATE	QTY	RATE	QTY	RATE	QTY	RATE	QTY	RATE	QTY	RATE	QTY	RATE	QTY	RATE
PM2272	Assurity MRI <sup>™</sup>	504,031	0.55%	11	<0.01%	0	0.00%	0	0.00%	2	<0.01%	18	<0.01%	5	<0.01%	6	<0.01%	42	<0.01%
PM2160	Endurity <sup>™</sup> DR	60,053	0.86%	1	<0.01%	0	0.00%	0	0.00%	0	0.00%	10	0.02%	0	0.00%	3	<0.01%	14	0.02%
PM2240	Assurity <sup>™</sup> DR RF	200,450	3.31%	19	<0.01%	0	0.00%	0	0.00%	1	<0.01%	62	0.03%	4	<0.01%	11	<0.01%	97	0.05%
PM2210	Accent <sup>™</sup> DR RF	246,722	8.96%	51	0.02%	34	0.01%	0	0.00%	4	<0.01%	22	<0.01%	23	<0.01%	43	0.02%	177	0.07%
PM2110	Accent <sup>™</sup> DR	49,730	7.69%	3	<0.01%	0	0.00%	0	0.00%	3	<0.01%	5	0.01%	2	<0.01%	0	0.00%	13	0.03%

Definitions of malfunction categories can be found on [pages 5-6](#).

## Dual-Chamber Pacemakers

### Actively Monitored Study Data Summary

#### QUALIFYING COMPLICATIONS

MODELS	NUMBER OF DEVICES ENROLLED	ACTIVE DEVICES ENROLLED	CUMULATIVE MONTHS OF FOLLOW-UP	LOSS OF TELEMETRY		PERICARDIAL EFFUSION		PREMATURE BATTERY DEPLETION		SKIN EROSION		TOTAL	
				QTY	RATE	QTY	RATE	QTY	RATE	QTY	RATE	QTY	RATE
PM2210	1,773	152	60,650	0	0.00%	0	0.00%	1	0.06%	1	0.06%	2	0.11%
PM2110	228	27	10,331	0	0.00%	0	0.00%	0	0.00%	0	0.00%	0	0.00%
5820	284	3	8,001	0	0.00%	0	0.00%	0	0.00%	1	0.35%	1	0.35%
5826	1,516	7	48,156	0	0.00%	0	0.00%	0	0.00%	0	0.00%	0	0.00%
5816	332	0	10,615	0	0.00%	0	0.00%	0	0.00%	0	0.00%	0	0.00%
5386	101	0	3,221	0	0.00%	0	0.00%	0	0.00%	0	0.00%	0	0.00%

A list of of complications can be found on [page 12](#).

## Dual-Chamber Pacemakers

### Actively Monitored Study Data Summary

#### MALFUNCTIONS WITH COMPROMISED THERAPY

MODELS	FAMILY	NUMBER OF DEVICES ENROLLED	PERCENT RETURNED FOR ANALYSIS	ELECTRICAL COMPONENT		ELECTRICAL INTERCONNECT		BATTERY		SOFTWARE/ FIRM-WARE		MECHANICAL		POSSIBLE EARLY BATTERY DEPLETION		OTHER		TOTAL			
				QTY	RATE	QTY	RATE	QTY	RATE	QTY	RATE	QTY	RATE	QTY	RATE	QTY	RATE	QTY	RATE	QTY	RATE
PM2210	Accent <sup>™</sup> DR RF	1,773	21.70%	0	0.00%	0	0.00%	0	0.00%	0	0.00%	0	0.00%	0	0.00%	0	0.00%	0	0.00%	0	0.00%
PM2110	Accent <sup>™</sup> DR	228	11.40%	0	0.00%	0	0.00%	0	0.00%	0	0.00%	0	0.00%	0	0.00%	0	0.00%	0	0.00%	0	0.00%
5820	Zephyr <sup>™</sup> DR	284	22.50%	0	0.00%	0	0.00%	0	0.00%	0	0.00%	0	0.00%	0	0.00%	0	0.00%	0	0.00%	0	0.00%
5826	Zephyr <sup>™</sup> XL DR	1,516	27.00%	0	0.00%	0	0.00%	0	0.00%	0	0.00%	0	0.00%	0	0.00%	0	0.00%	0	0.00%	0	0.00%
5816	Victory <sup>™</sup> XL DR	332	17.50%	0	0.00%	0	0.00%	0	0.00%	0	0.00%	0	0.00%	0	0.00%	0	0.00%	0	0.00%	0	0.00%
5386	Indentity ADx <sup>™</sup> XL DR	101	18.80%	0	0.00%	0	0.00%	0	0.00%	0	0.00%	0	0.00%	0	0.00%	0	0.00%	0	0.00%	0	0.00%

#### MALFUNCTIONS WITHOUT COMPROMISED THERAPY

MODELS	FAMILY	NUMBER OF DEVICES ENROLLED	PERCENT RETURNED FOR ANALYSIS	ELECTRICAL COMPONENT		ELECTRICAL INTERCONNECT		BATTERY		SOFTWARE/ FIRM-WARE		MECHANICAL		POSSIBLE EARLY BATTERY DEPLETION		OTHER		TOTAL			
				QTY	RATE	QTY	RATE	QTY	RATE	QTY	RATE	QTY	RATE	QTY	RATE	QTY	RATE	QTY	RATE	QTY	RATE
PM2210	Accent <sup>™</sup> DR RF	1,773	21.70%	1	0.06%	1	0.06%	0	0.00%	0	0.00%	0	0.00%	0	0.00%	0	0.00%	2	0.11%		
PM2110	Accent <sup>™</sup> DR	228	11.40%	0	0.00%	0	0.00%	0	0.00%	0	0.00%	0	0.00%	0	0.00%	0	0.00%	0	0.00%	0	0.00%
5820	Zephyr <sup>™</sup> DR	284	22.50%	0	0.00%	0	0.00%	0	0.00%	0	0.00%	0	0.00%	0	0.00%	0	0.00%	0	0.00%	0	0.00%
5826	Zephyr <sup>™</sup> XL DR	1,516	27.00%	1	0.07%	0	0.00%	0	0.00%	0	0.00%	0	0.00%	0	0.00%	0	0.00%	1	0.07%		
5816	Victory <sup>™</sup> XL DR	332	17.50%	0	0.00%	0	0.00%	0	0.00%	0	0.00%	0	0.00%	0	0.00%	0	0.00%	0	0.00%	0	0.00%
5386	Indentity ADx <sup>™</sup> XL DR	101	18.80%	0	0.00%	0	0.00%	0	0.00%	0	0.00%	0	0.00%	0	0.00%	0	0.00%	0	0.00%	0	0.00%

Definitions of malfunction categories can be found on [pages 5-6](#).

# Single-Chamber Pacemakers



# Single-Chamber Pacemakers

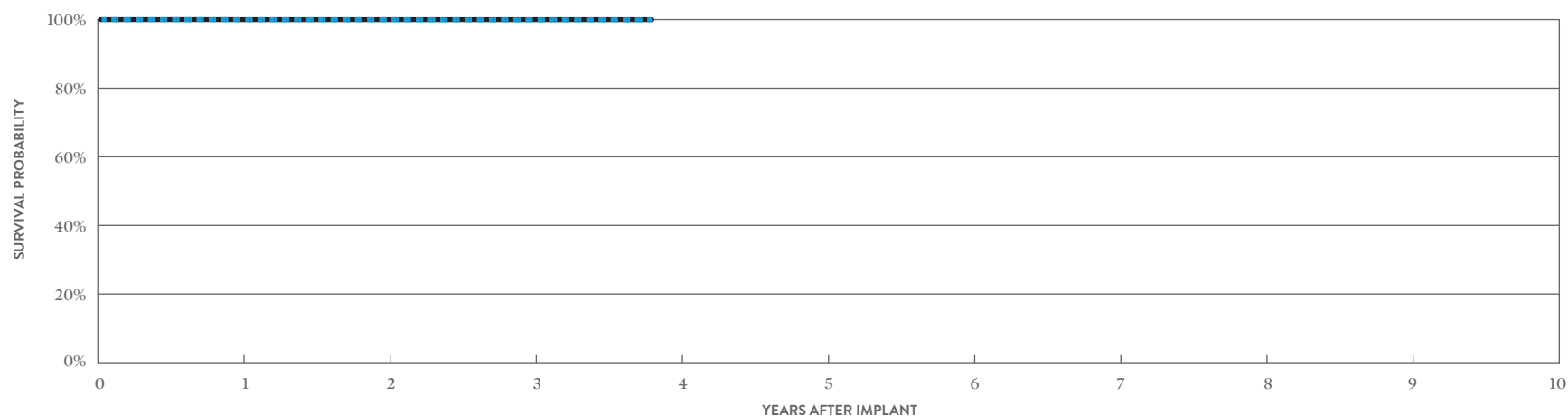
## CUSTOMER REPORTED PERFORMANCE DATA

### Assurity MRI™

#### MODEL PM1272

US Regulatory Approval	January 2017
Registered US Implants	22,612
Estimated Active US Implants	18,258
Estimated Longevity	13.7 Years
Normal Battery Depletion	2
Number of US Advisories (see pg. 320)	One

	MALFUNCTIONS W/ COMPROMISED THERAPY		MALFUNCTIONS W/O COMPROMISED THERAPY	
	QTY	RATE	QTY	RATE
Electrical Component	0	0.00%	0	0.00%
Electrical Interconnect	0	0.00%	0	0.00%
Battery	0	0.00%	0	0.00%
Software/Firmware	0	0.00%	0	0.00%
Mechanical	0	0.00%	2	<0.01%
Possible Early Battery Depletion	0	0.00%	0	0.00%
Other	0	0.00%	0	0.00%
<b>Total</b>	<b>0</b>	<b>0.00%</b>	<b>2</b>	<b>&lt;0.01%</b>



#### INCLUDING NORMAL BATTERY DEPLETION

YEAR	1	2	3	AT 46 MONTHS
SURVIVAL PROBABILITY	99.98%	99.98%	99.93%	99.93%
± 1 STANDARD ERROR	0.01%	0.01%	0.03%	0.03%
SAMPLE SIZE	18,890	12,070	6,250	400

#### EXCLUDING NORMAL BATTERY DEPLETION

YEAR	1	2	3	AT 46 MONTHS
SURVIVAL PROBABILITY	99.98%	99.98%	99.98%	99.98%
± 1 STANDARD ERROR	0.01%	0.01%	0.01%	0.01%

# Single-Chamber Pacemakers

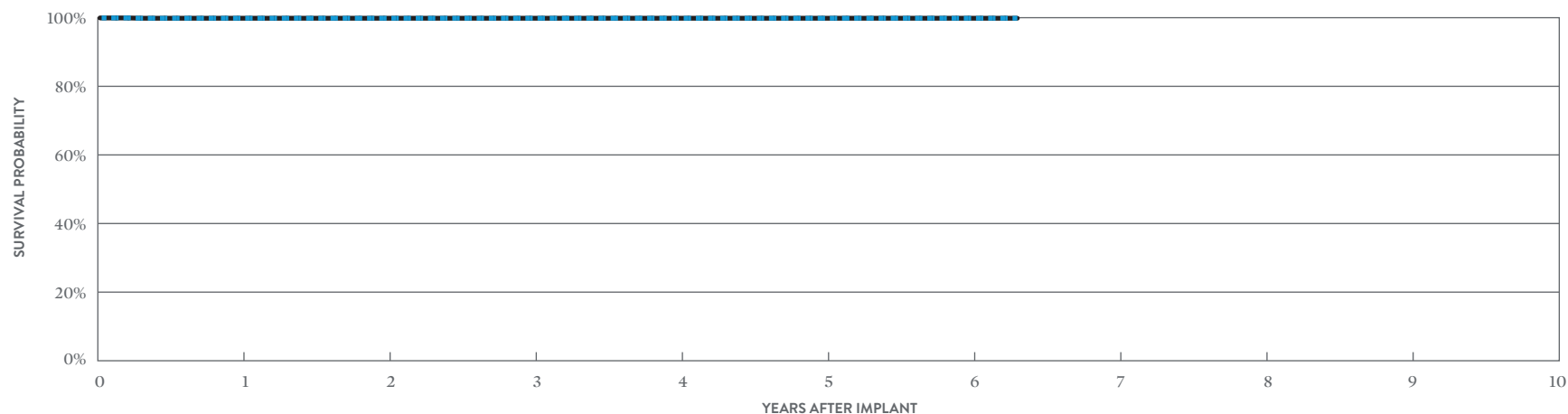
## CUSTOMER REPORTED PERFORMANCE DATA

### Endurity™ VR

#### MODEL PM1160

US Regulatory Approval	March 2014
Registered US Implants	2,541
Estimated Active US Implants	1,538
Estimated Longevity	14.6 Years
Normal Battery Depletion	1
Number of US Advisories	None

	MALFUNCTIONS W/ COMPROMISED THERAPY		MALFUNCTIONS W/O COMPROMISED THERAPY	
	QTY	RATE	QTY	RATE
Electrical Component	0	0.00%	0	0.00%
Electrical Interconnect	0	0.00%	0	0.00%
Battery	0	0.00%	0	0.00%
Software/Firmware	0	0.00%	0	0.00%
Mechanical	0	0.00%	1	0.04%
Possible Early Battery Depletion	0	0.00%	0	0.00%
Other	0	0.00%	1	0.04%
<b>Total</b>	<b>0</b>	<b>0.00%</b>	<b>2</b>	<b>0.08%</b>



#### INCLUDING NORMAL BATTERY DEPLETION

YEAR	1	2	3	4	5	6	AT 76 MONTHS
SURVIVAL PROBABILITY	99.84%	99.84%	99.84%	99.84%	99.84%	99.59%	99.59%
± 1 STANDARD ERROR	0.08%	0.08%	0.08%	0.08%	0.08%	0.19%	0.19%
SAMPLE SIZE	2,350	2,060	1,860	1,660	1,340	780	260

#### EXCLUDING NORMAL BATTERY DEPLETION

YEAR	1	2	3	4	5	6	AT 76 MONTHS
SURVIVAL PROBABILITY	99.84%	99.84%	99.84%	99.84%	99.84%	99.84%	99.84%
± 1 STANDARD ERROR	0.08%	0.08%	0.08%	0.08%	0.08%	0.08%	0.08%

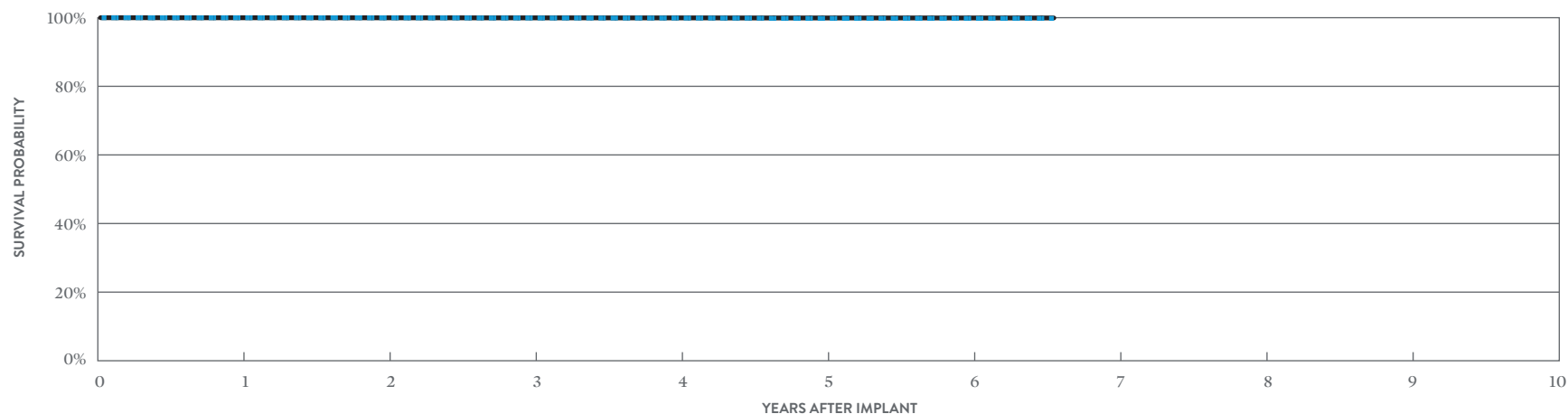
# Single-Chamber Pacemakers

## CUSTOMER REPORTED PERFORMANCE DATA

### Assurity™ VR MODEL PM1240

US Regulatory Approval	March 2014
Registered US Implants	28,421
Estimated Active US Implants	18,047
Estimated Longevity	14.1 Years
Normal Battery Depletion	13
Number of US Advisories (see pg. 320)	One

	MALFUNCTIONS W/ COMPROMISED THERAPY		MALFUNCTIONS W/O COMPROMISED THERAPY	
	QTY	RATE	QTY	RATE
Electrical Component	0	0.00%	4	0.01%
Electrical Interconnect	0	0.00%	0	0.00%
Battery	0	0.00%	0	0.00%
Software/Firmware	0	0.00%	0	0.00%
Mechanical	1	<0.01%	4	0.01%
Possible Early Battery Depletion	0	0.00%	0	0.00%
Other	0	0.00%	0	0.00%
<b>Total</b>	<b>1</b>	<b>&lt;0.01%</b>	<b>8</b>	<b>0.03%</b>



#### INCLUDING NORMAL BATTERY DEPLETION

YEAR	1	2	3	4	5	6	AT 79 MONTHS
SURVIVAL PROBABILITY	99.98%	99.96%	99.92%	99.86%	99.74%	99.66%	99.66%
± 1 STANDARD ERROR	0.01%	0.01%	0.02%	0.03%	0.04%	0.06%	0.06%
SAMPLE SIZE	26,530	23,300	20,500	16,830	11,250	4,930	200

#### EXCLUDING NORMAL BATTERY DEPLETION

YEAR	1	2	3	4	5	6	AT 79 MONTHS
SURVIVAL PROBABILITY	99.98%	99.96%	99.95%	99.93%	99.91%	99.91%	99.91%
± 1 STANDARD ERROR	0.01%	0.01%	0.01%	0.02%	0.02%	0.02%	0.02%

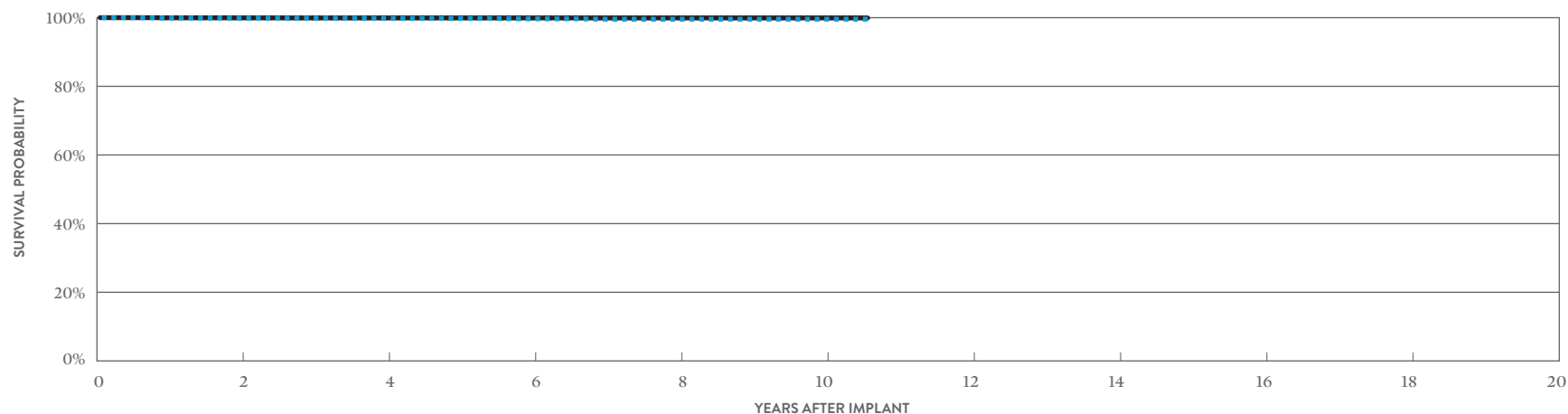
# Single-Chamber Pacemakers

## CUSTOMER REPORTED PERFORMANCE DATA

### Accent™ SR MODEL PM1110

US Regulatory Approval	July 2009
Registered US Implants	13,593
Estimated Active US Implants	5,904
Estimated Longevity	12.9 Years
Normal Battery Depletion	14
Number of US Advisories	None

	MALFUNCTIONS W/ COMPROMISED THERAPY		MALFUNCTIONS W/O COMPROMISED THERAPY	
	QTY	RATE	QTY	RATE
Electrical Component	0	0.00%	2	0.01%
Electrical Interconnect	0	0.00%	0	0.00%
Battery	0	0.00%	0	0.00%
Software/Firmware	0	0.00%	1	<0.01%
Mechanical	0	0.00%	0	0.00%
Possible Early Battery Depletion	0	0.00%	1	<0.01%
Other	0	0.00%	0	0.00%
<b>Total</b>	<b>0</b>	<b>0.00%</b>	<b>4</b>	<b>0.03%</b>



#### INCLUDING NORMAL BATTERY DEPLETION

YEAR	2	4	6	8	10	AT 128 MONTHS
SURVIVAL PROBABILITY	99.87%	99.80%	99.66%	99.56%	99.56%	99.56%
± 1 STANDARD ERROR	0.03%	0.04%	0.06%	0.08%	0.08%	0.08%
SAMPLE SIZE	10,700	8,450	7,070	4,470	1,280	200

#### EXCLUDING NORMAL BATTERY DEPLETION

YEAR	2	4	6	8	10	AT 128 MONTHS
SURVIVAL PROBABILITY	99.94%	99.92%	99.92%	99.92%	99.92%	99.92%
± 1 STANDARD ERROR	0.02%	0.03%	0.03%	0.03%	0.03%	0.03%

# Single-Chamber Pacemakers

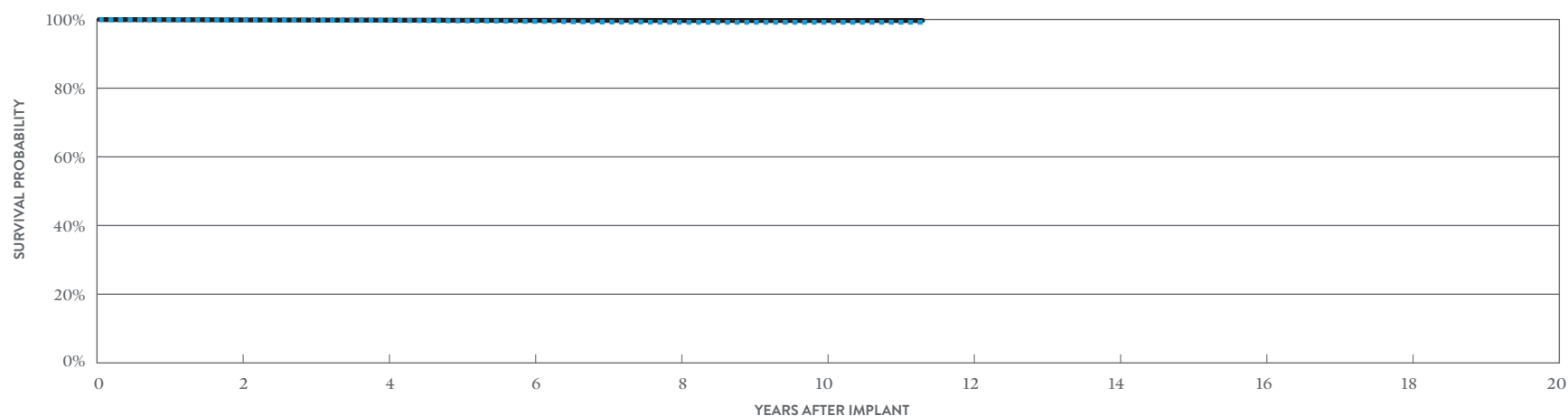
## CUSTOMER REPORTED PERFORMANCE DATA

### Accent™ SR RF

#### MODEL PM1210

US Regulatory Approval	July 2009
Registered US Implants	39,813
Estimated Active US Implants	16,783
Estimated Longevity	10.9 Years
Normal Battery Depletion	47
Number of US Advisories (see pg. 320)	One

	MALFUNCTIONS W/ COMPROMISED THERAPY		MALFUNCTIONS W/O COMPROMISED THERAPY	
	QTY	RATE	QTY	RATE
Electrical Component	3	<0.01%	11	0.03%
Electrical Interconnect	1	<0.01%	3	<0.01%
Battery	0	0.00%	1	<0.01%
Software/Firmware	0	0.00%	1	<0.01%
Mechanical	0	0.00%	4	0.01%
Possible Early Battery Depletion	2	<0.01%	3	<0.01%
Other	0	0.00%	8	0.02%
<b>Total</b>	<b>6</b>	<b>0.02%</b>	<b>31</b>	<b>0.08%</b>



#### INCLUDING NORMAL BATTERY DEPLETION

YEAR	2	4	6	8	10	AT 136 MONTHS
SURVIVAL PROBABILITY	99.80%	99.73%	99.41%	99.17%	99.17%	99.17%
± 1 STANDARD ERROR	0.02%	0.03%	0.05%	0.06%	0.06%	0.06%
SAMPLE SIZE	31,320	24,880	20,600	13,120	4,640	210

#### EXCLUDING NORMAL BATTERY DEPLETION

YEAR	2	4	6	8	10	AT 136 MONTHS
SURVIVAL PROBABILITY	99.87%	99.81%	99.74%	99.70%	99.70%	99.70%
± 1 STANDARD ERROR	0.02%	0.02%	0.03%	0.04%	0.04%	0.04%

# Single-Chamber Pacemakers

## ACTIVELY MONITORED STUDY DATA

### Accent™ SR RF

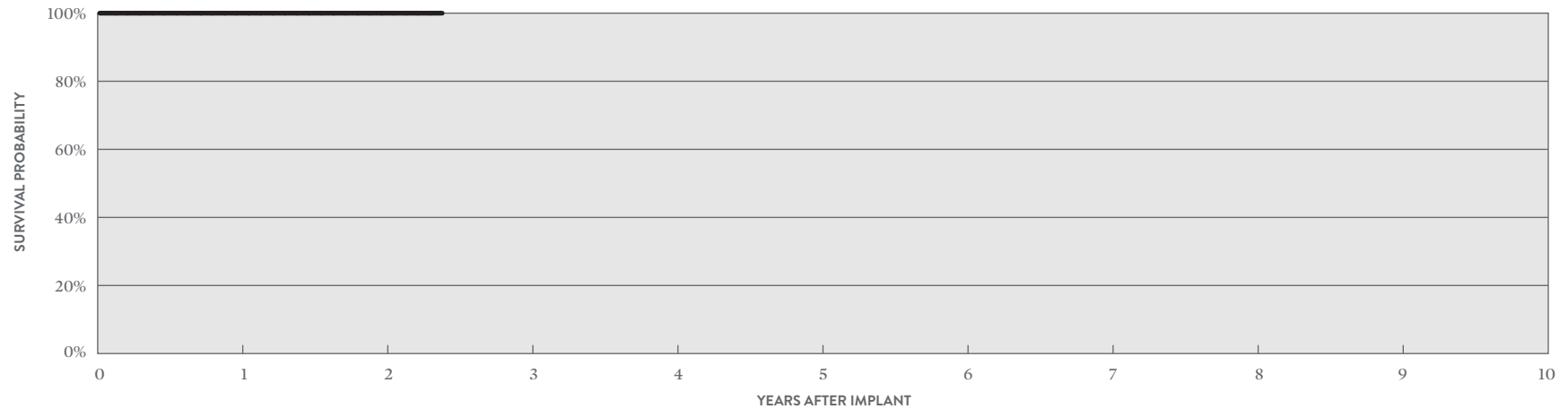
#### MODEL PM1210

US Regulatory Approval	July 2009
Number of Devices Enrolled in Study	236
Active Devices Enrolled in Study	10
Cumulative Months of Follow-up	6,082
Estimated Longevity	10.9 Years

#### QUALIFYING COMPLICATIONS

None Reported

	MALFUNCTIONS W/ COMPROMISED THERAPY		MALFUNCTIONS W/O COMPROMISED THERAPY	
	QTY	RATE	QTY	RATE
Electrical Component	0	0.00%	0	0.00%
Electrical Interconnect	0	0.00%	0	0.00%
Battery	0	0.00%	0	0.00%
Software/Firmware	0	0.00%	0	0.00%
Mechanical	0	0.00%	0	0.00%
Possible Early Battery Depletion	0	0.00%	0	0.00%
Other	0	0.00%	0	0.00%
<b>Total</b>	<b>0</b>	<b>0.00%</b>	<b>0</b>	<b>0.00%</b>



#### ACTIVELY MONITORED STUDY DATA

YEAR	1	2	AT 29 MONTHS
SURVIVAL PROBABILITY	100.00%	100.00%	100.00%
± 1 STANDARD ERROR	0.00%	0.00%	0.00%
SAMPLE SIZE	200	120	50

# Single-Chamber Pacemakers

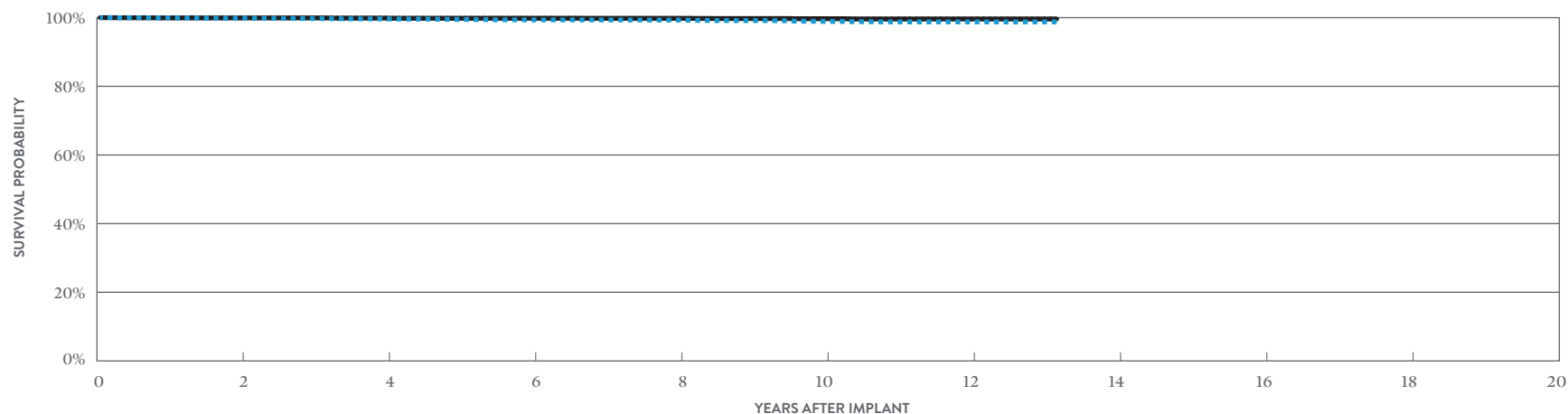
## CUSTOMER REPORTED PERFORMANCE DATA

### Zephyr™ XL SR

#### MODEL 5626

US Regulatory Approval	May 2007
Registered US Implants	20,658
Estimated Active US Implants	5,610
Estimated Longevity	15.8 Years
Normal Battery Depletion	38
Number of US Advisories	None

	MALFUNCTIONS W/ COMPROMISED THERAPY		MALFUNCTIONS W/O COMPROMISED THERAPY	
	QTY	RATE	QTY	RATE
Electrical Component	0	0.00%	4	0.02%
Electrical Interconnect	1	<0.01%	0	0.00%
Battery	0	0.00%	0	0.00%
Software/Firmware	0	0.00%	0	0.00%
Mechanical	0	0.00%	0	0.00%
Possible Early Battery Depletion	0	0.00%	0	0.00%
Other	1	<0.01%	11	0.05%
<b>Total</b>	<b>2</b>	<b>&lt;0.01%</b>	<b>15</b>	<b>0.07%</b>



#### INCLUDING NORMAL BATTERY DEPLETION

YEAR	2	4	6	8	10	12	AT 158 MONTHS
SURVIVAL PROBABILITY	99.83%	99.64%	99.35%	99.30%	98.86%	98.68%	98.68%
± 1 STANDARD ERROR	0.03%	0.05%	0.07%	0.08%	0.11%	0.13%	0.13%
SAMPLE SIZE	15,570	11,670	9,140	7,300	5,340	2,660	240

#### EXCLUDING NORMAL BATTERY DEPLETION

YEAR	2	4	6	8	10	12	AT 158 MONTHS
SURVIVAL PROBABILITY	99.93%	99.87%	99.83%	99.80%	99.70%	99.62%	99.62%
± 1 STANDARD ERROR	0.02%	0.03%	0.04%	0.04%	0.06%	0.07%	0.07%

# Single-Chamber Pacemakers

## ACTIVELY MONITORED STUDY DATA

### Zephyr™ XL SR

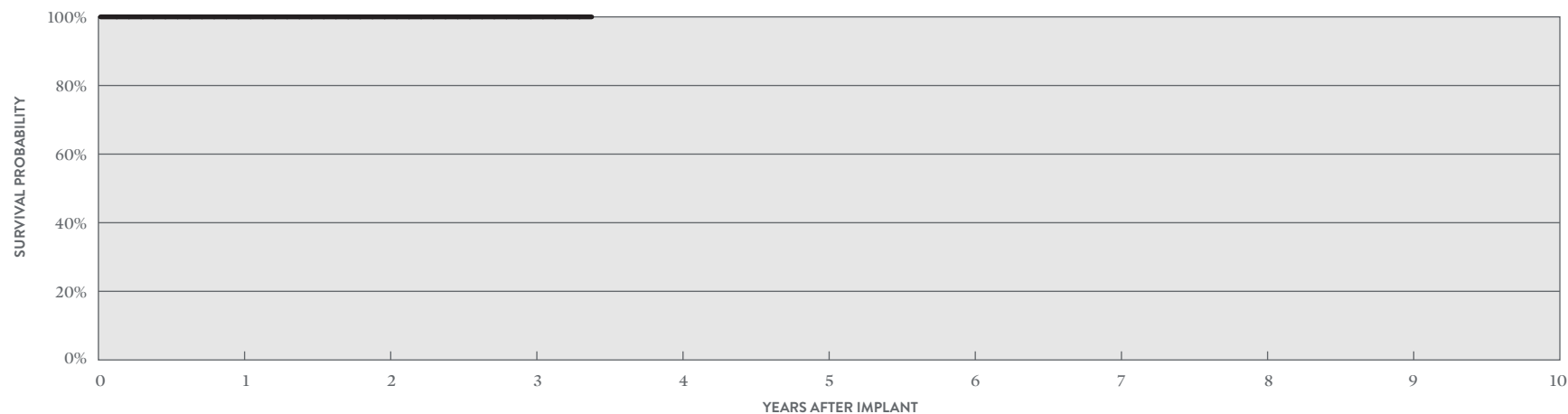
#### MODEL 5626

US Regulatory Approval	May 2007
Number of Devices Enrolled in Study	230
Active Devices Enrolled in Study	2
Cumulative Months of Follow-up	6,636
Estimated Longevity	15.8 Years

#### QUALIFYING COMPLICATIONS

None Reported

	MALFUNCTIONS W/ COMPROMISED THERAPY		MALFUNCTIONS W/O COMPROMISED THERAPY	
	QTY	RATE	QTY	RATE
Electrical Component	0	0.00%	0	0.00%
Electrical Interconnect	0	0.00%	0	0.00%
Battery	0	0.00%	0	0.00%
Software/Firmware	0	0.00%	0	0.00%
Mechanical	0	0.00%	0	0.00%
Possible Early Battery Depletion	0	0.00%	0	0.00%
Other	0	0.00%	0	0.00%
<b>Total</b>	<b>0</b>	<b>0.00%</b>	<b>0</b>	<b>0.00%</b>



#### ACTIVELY MONITORED STUDY DATA

YEAR	1	2	3	AT 41 MONTHS
SURVIVAL PROBABILITY	100.00%	100.00%	100.00%	100.00%
± 1 STANDARD ERROR	0.00%	0.00%	0.00%	0.00%
SAMPLE SIZE	220	180	120	50



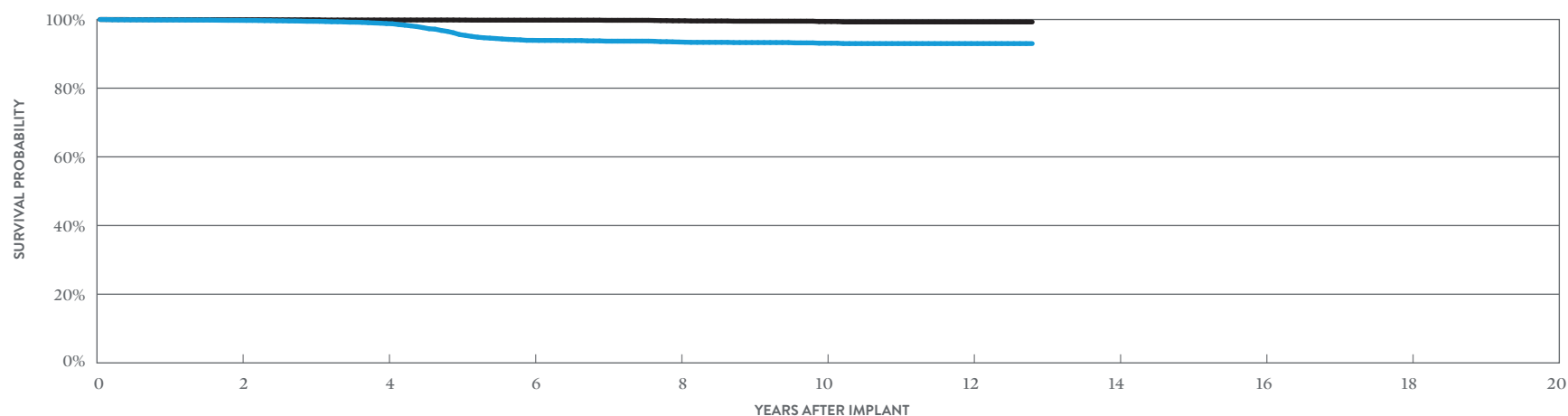
# Single-Chamber Pacemakers

## CUSTOMER REPORTED PERFORMANCE DATA

### Zephyr™ SR MODEL 5620

US Regulatory Approval	March 2007
Registered US Implants	17,499
Estimated Active US Implants	4,996
Estimated Longevity	8.8 Years
Normal Battery Depletion	208
Number of US Advisories	None

	MALFUNCTIONS W/ COMPROMISED THERAPY		MALFUNCTIONS W/O COMPROMISED THERAPY	
	QTY	RATE	QTY	RATE
Electrical Component	0	0.00%	4	0.02%
Electrical Interconnect	0	0.00%	0	0.00%
Battery	0	0.00%	0	0.00%
Software/Firmware	0	0.00%	2	0.01%
Mechanical	1	<0.01%	0	0.00%
Possible Early Battery Depletion	0	0.00%	0	0.00%
Other	0	0.00%	11	0.06%
<b>Total</b>	<b>1</b>	<b>&lt;0.01%</b>	<b>17</b>	<b>0.10%</b>



#### INCLUDING NORMAL BATTERY DEPLETION

YEAR	2	4	6	8	10	12	AT 154 MONTHS
SURVIVAL PROBABILITY	99.74%	98.81%	93.92%	93.43%	93.09%	92.98%	92.98%
± 1 STANDARD ERROR	0.04%	0.10%	0.26%	0.28%	0.30%	0.31%	0.31%
SAMPLE SIZE	12,610	9,350	6,970	4,490	2,240	880	210

#### EXCLUDING NORMAL BATTERY DEPLETION

YEAR	2	4	6	8	10	12	AT 154 MONTHS
SURVIVAL PROBABILITY	99.94%	99.85%	99.80%	99.62%	99.39%	99.27%	99.27%
± 1 STANDARD ERROR	0.02%	0.04%	0.04%	0.08%	0.12%	0.15%	0.15%

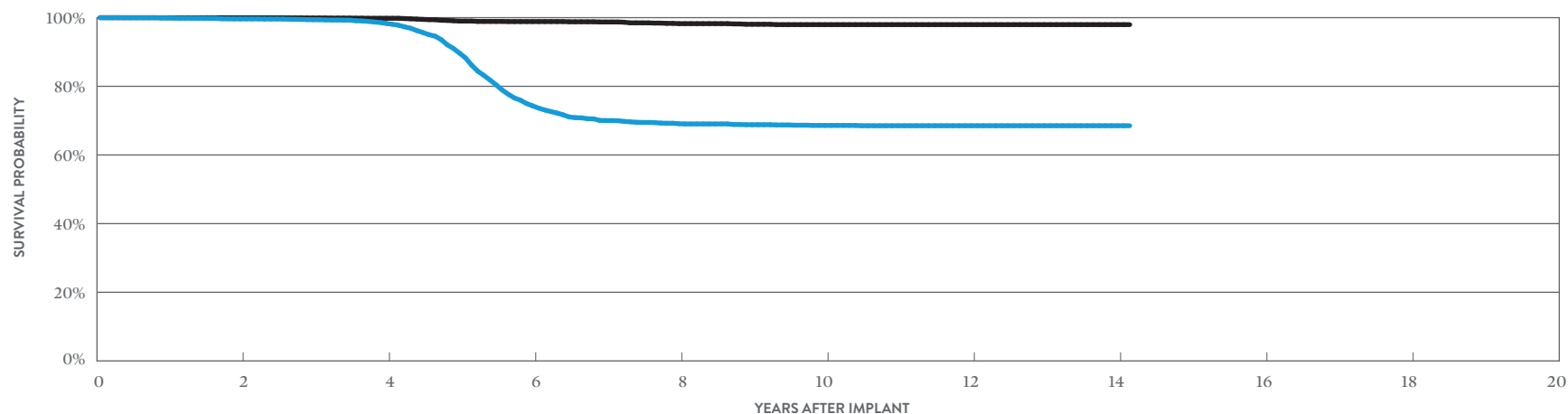
# Single-Chamber Pacemakers

## CUSTOMER REPORTED PERFORMANCE DATA

### Victory™ SR MODEL 5610

US Regulatory Approval	December 2005
Registered US Implants	13,690
Estimated Active US Implants	1,792
Estimated Longevity	8.8 Years
Normal Battery Depletion	670
Number of US Advisories	None

	MALFUNCTIONS W/ COMPROMISED THERAPY		MALFUNCTIONS W/O COMPROMISED THERAPY	
	QTY	RATE	QTY	RATE
Electrical Component	0	0.00%	25	0.18%
Electrical Interconnect	0	0.00%	0	0.00%
Battery	0	0.00%	0	0.00%
Software/Firmware	0	0.00%	1	<0.01%
Mechanical	0	0.00%	0	0.00%
Possible Early Battery Depletion	0	0.00%	1	<0.01%
Other	1	<0.01%	12	0.09%
<b>Total</b>	<b>1</b>	<b>&lt;0.01%</b>	<b>39</b>	<b>0.28%</b>



#### INCLUDING NORMAL BATTERY DEPLETION

YEAR	2	4	6	8	10	12	14	AT 170 MONTHS
SURVIVAL PROBABILITY	99.63%	98.31%	74.30%	69.10%	68.60%	68.53%	68.53%	68.53%
± 1 STANDARD ERROR	0.06%	0.13%	0.57%	0.62%	0.64%	0.64%	0.64%	0.64%
SAMPLE SIZE	9,970	6,970	4,540	2,720	1,950	1,530	610	250

#### EXCLUDING NORMAL BATTERY DEPLETION

YEAR	2	4	6	8	10	12	14	AT 170 MONTHS
SURVIVAL PROBABILITY	99.96%	99.82%	98.86%	98.26%	97.97%	97.97%	97.97%	97.97%
± 1 STANDARD ERROR	0.02%	0.05%	0.14%	0.19%	0.23%	0.23%	0.23%	0.23%

## Single-Chamber Pacemakers

### CUSTOMER REPORTED PERFORMANCE DATA

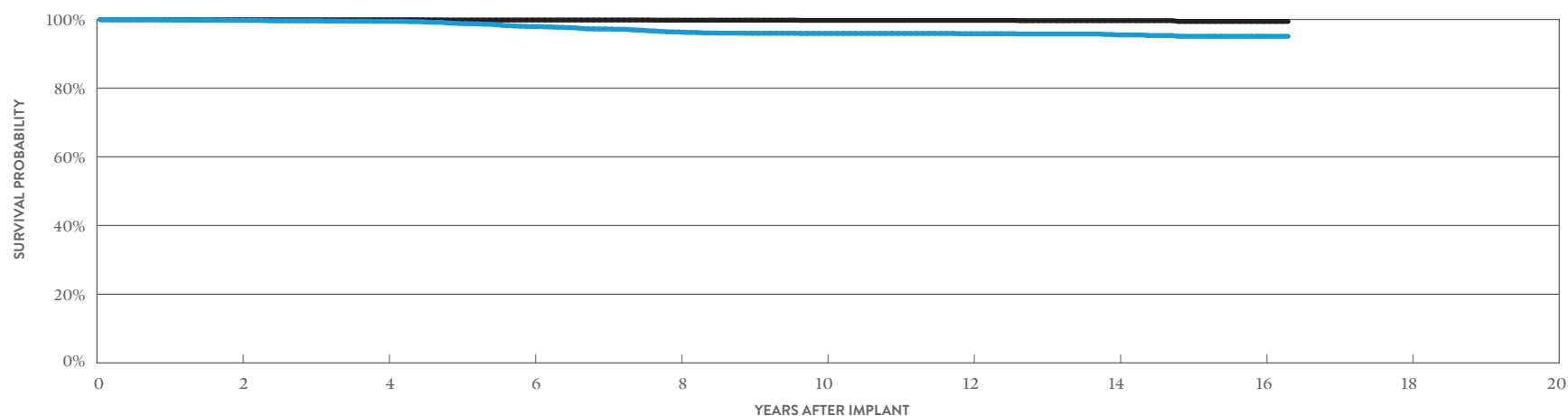
Verity ADx™ XL SR MODEL 5156

Verity ADx™ XL SR M/S MODEL 5157M/S

Verity ADx™ XL SC MODEL 5056

US Regulatory Approval	May 2003
Registered US Implants	14,515
Estimated Active US Implants	3,028
Estimated Longevity	10.2 Years
Normal Battery Depletion	95
Number of US Advisories	None

	MALFUNCTIONS W/ COMPROMISED THERAPY		MALFUNCTIONS W/O COMPROMISED THERAPY	
	QTY	RATE	QTY	RATE
Electrical Component	1	<0.01%	4	0.03%
Electrical Interconnect	0	0.00%	0	0.00%
Battery	0	0.00%	0	0.00%
Software/Firmware	0	0.00%	1	<0.01%
Mechanical	0	0.00%	1	<0.01%
Possible Early Battery Depletion	0	0.00%	0	0.00%
Other	0	0.00%	4	0.03%
<b>Total</b>	<b>1</b>	<b>&lt;0.01%</b>	<b>10</b>	<b>0.07%</b>



#### INCLUDING NORMAL BATTERY DEPLETION

YEAR	2	4	6	8	10	12	14	16	AT 196 MONTHS
SURVIVAL PROBABILITY	99.73%	99.46%	97.96%	96.39%	95.94%	95.87%	95.52%	95.13%	95.13%
± 1 STANDARD ERROR	0.05%	0.07%	0.17%	0.25%	0.27%	0.27%	0.29%	0.37%	0.37%
SAMPLE SIZE	10,840	7,780	5,620	4,320	3,480	2,850	1,740	520	210

#### EXCLUDING NORMAL BATTERY DEPLETION

YEAR	2	4	6	8	10	12	14	16	AT 196 MONTHS
SURVIVAL PROBABILITY	99.91%	99.91%	99.85%	99.80%	99.74%	99.74%	99.66%	99.43%	99.43%
± 1 STANDARD ERROR	0.03%	0.03%	0.04%	0.05%	0.07%	0.07%	0.09%	0.19%	0.19%

# Single-Chamber Pacemakers

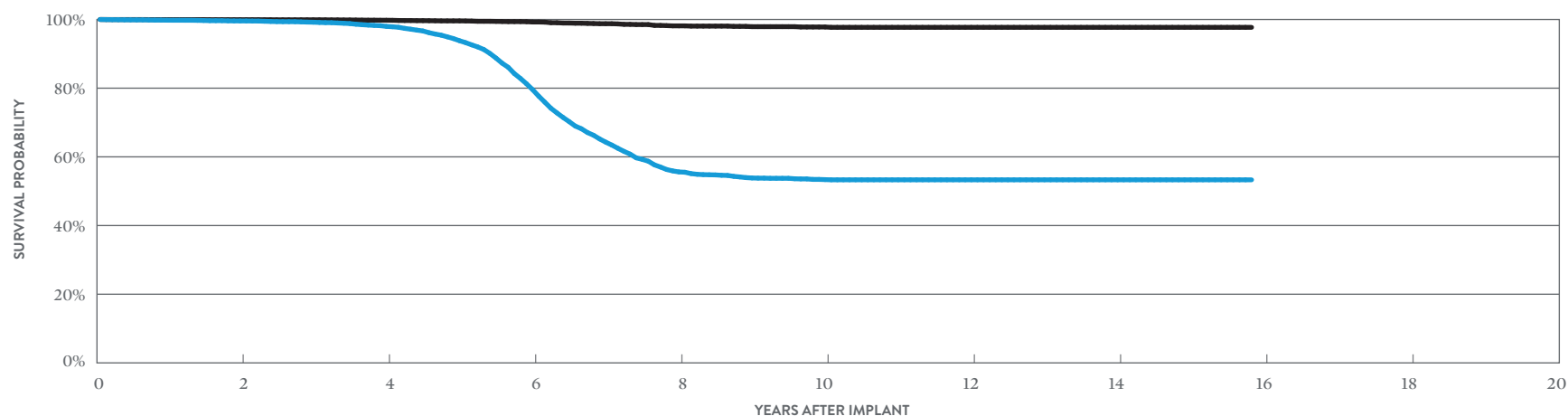
## CUSTOMER REPORTED PERFORMANCE DATA

### Identity ADx™ SR

#### MODEL 5180

US Regulatory Approval	May 2003
Registered US Implants	20,872
Estimated Active US Implants	1,780-
Estimated Longevity	5.7 Years
Normal Battery Depletion	1,243
Number of US Advisories	None

	MALFUNCTIONS W/ COMPROMISED THERAPY		MALFUNCTIONS W/O COMPROMISED THERAPY	
	QTY	RATE	QTY	RATE
Electrical Component	0	0.00%	35	0.17%
Electrical Interconnect	0	0.00%	0	0.00%
Battery	0	0.00%	0	0.00%
Software/Firmware	0	0.00%	6	0.03%
Mechanical	0	0.00%	1	<0.01%
Possible Early Battery Depletion	0	0.00%	8	0.04%
Other	0	0.00%	8	0.04%
<b>Total</b>	<b>0</b>	<b>0.00%</b>	<b>58</b>	<b>0.28%</b>



#### INCLUDING NORMAL BATTERY DEPLETION

YEAR	2	4	6	8	10	12	14	AT 190 MONTHS
SURVIVAL PROBABILITY	99.57%	97.99%	79.54%	55.52%	53.27%	53.21%	53.21%	53.21%
± 1 STANDARD ERROR	0.05%	0.12%	0.44%	0.62%	0.63%	0.63%	0.63%	0.63%
SAMPLE SIZE	15,290	10,650	6,610	3,330	2,080	1,490	980	220

#### EXCLUDING NORMAL BATTERY DEPLETION

YEAR	2	4	6	8	10	12	14	AT 190 MONTHS
SURVIVAL PROBABILITY	99.94%	99.78%	99.26%	98.14%	97.81%	97.70%	97.70%	97.70%
± 1 STANDARD ERROR	0.02%	0.04%	0.09%	0.19%	0.23%	0.24%	0.24%	0.24%

# Single-Chamber Pacemakers

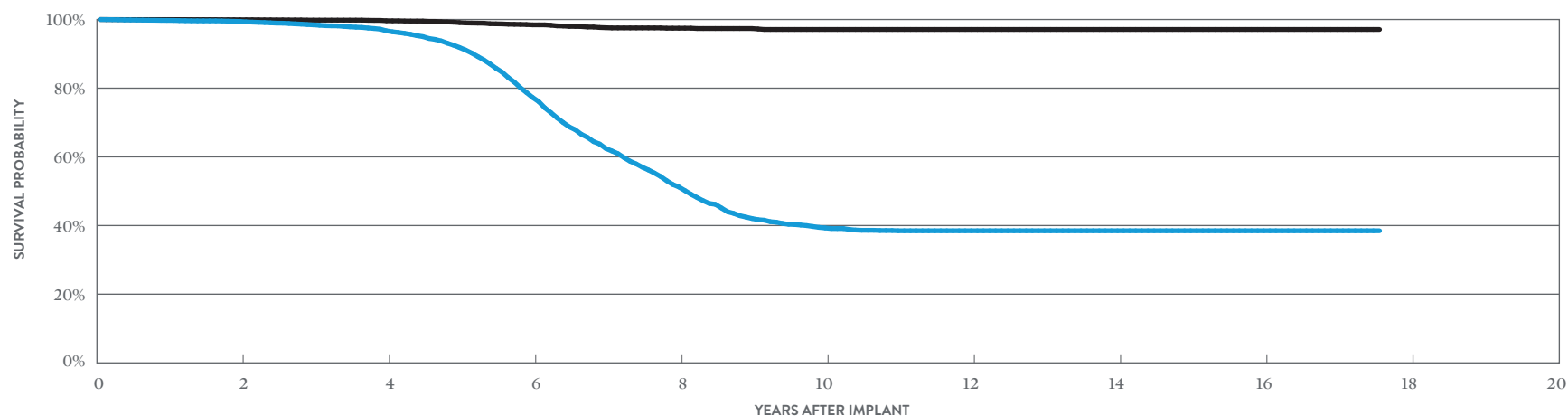
## CUSTOMER REPORTED PERFORMANCE DATA

### Identity™ SR

#### MODEL 5172

US Regulatory Approval	November 2001
Registered US Implants	21,885
Estimated Active US Implants	986
Estimated Longevity	7.8 Years
Normal Battery Depletion	1,474
Number of US Advisories (see pg. 323)	One

	MALFUNCTIONS W/ COMPROMISED THERAPY		MALFUNCTIONS W/O COMPROMISED THERAPY	
	QTY	RATE	QTY	RATE
Electrical Component	1	<0.01%	64	0.29%
Electrical Interconnect	0	0.00%	0	0.00%
Battery	0	0.00%	0	0.00%
Software/Firmware	0	0.00%	1	<0.01%
Mechanical	0	0.00%	0	0.00%
Possible Early Battery Depletion	0	0.00%	8	0.04%
Other	0	0.00%	6	0.03%
<b>Total</b>	<b>1</b>	<b>&lt;0.01%</b>	<b>79</b>	<b>0.36%</b>



#### INCLUDING NORMAL BATTERY DEPLETION

YEAR	2	4	6	8	10	12	14	16	AT 211 MONTHS
SURVIVAL PROBABILITY	99.43%	96.70%	77.30%	51.22%	39.30%	38.48%	38.48%	38.48%	38.48%
± 1 STANDARD ERROR	0.05%	0.14%	0.45%	0.65%	0.70%	0.71%	0.71%	0.71%	0.71%
SAMPLE SIZE	16,210	11,390	6,580	2,760	1,340	1,050	910	590	210

#### EXCLUDING NORMAL BATTERY DEPLETION

YEAR	2	4	6	8	10	12	14	16	AT 211 MONTHS
SURVIVAL PROBABILITY	99.92%	99.63%	98.44%	97.47%	97.10%	97.10%	97.10%	97.10%	97.10%
± 1 STANDARD ERROR	0.02%	0.04%	0.13%	0.21%	0.26%	0.26%	0.26%	0.26%	0.26%

# Single-Chamber Pacemakers

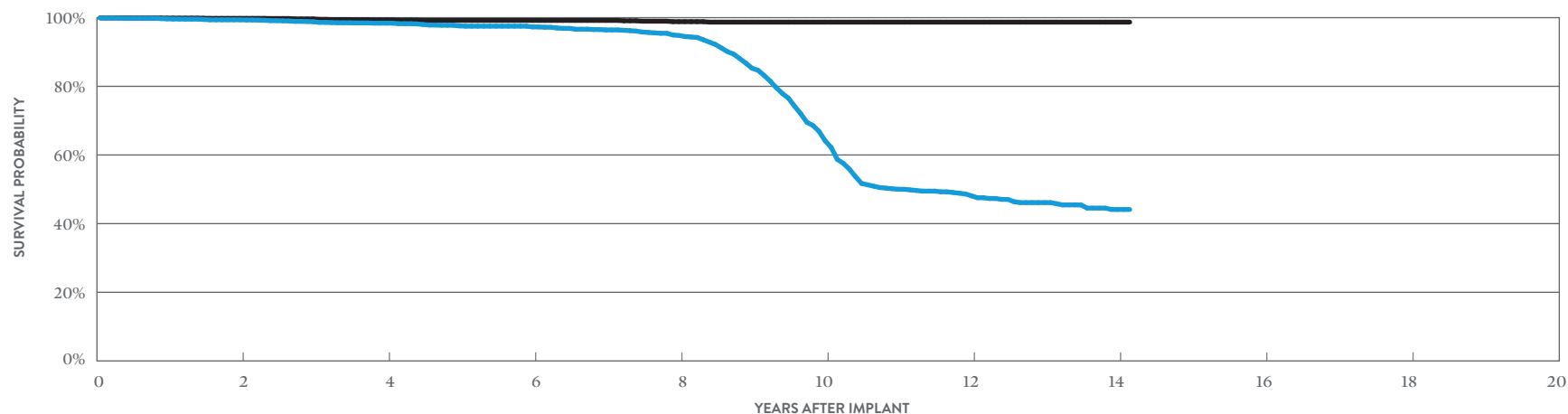
## CUSTOMER REPORTED PERFORMANCE DATA

Microny™

MODELS 2425T, 2525T & 2535K

US Regulatory Approval	April 2001
Registered US Implants	7,903
Estimated Active US Implants	1,454
Estimated Longevity	7.5 Years
Normal Battery Depletion	312
Number of US Advisories	None

	MALFUNCTIONS W/ COMPROMISED THERAPY		MALFUNCTIONS W/O COMPROMISED THERAPY	
	QTY	RATE	QTY	RATE
Electrical Component	0	0.00%	1	0.01%
Electrical Interconnect	0	0.00%	0	0.00%
Battery	0	0.00%	0	0.00%
Software/Firmware	0	0.00%	0	0.00%
Mechanical	0	0.00%	0	0.00%
Possible Early Battery Depletion	0	0.00%	1	0.01%
Other	0	0.00%	0	0.00%
<b>Total</b>	<b>0</b>	<b>0.00%</b>	<b>2</b>	<b>0.03%</b>



### INCLUDING NORMAL BATTERY DEPLETION

YEAR	2	4	6	8	10	12	14	AT 170 MONTHS
SURVIVAL PROBABILITY	99.37%	98.34%	97.19%	94.71%	64.07%	48.04%	44.07%	44.07%
± 1 STANDARD ERROR	0.10%	0.19%	0.26%	0.45%	1.26%	1.38%	1.48%	1.48%
SAMPLE SIZE	5,240	3,610	2,440	1,650	990	510	250	200

### EXCLUDING NORMAL BATTERY DEPLETION

YEAR	2	4	6	8	10	12	14	AT 170 MONTHS
SURVIVAL PROBABILITY	99.79%	99.33%	99.20%	98.84%	98.70%	98.70%	98.70%	98.70%
± 1 STANDARD ERROR	0.06%	0.12%	0.14%	0.20%	0.23%	0.23%	0.23%	0.23%

SUMMARY INFORMATION  
Single-Chamber  
Pacemakers

## Single-Chamber Pacemakers

### Survival Probability Summary

#### INCLUDING NORMAL BATTERY DEPLETION

MODELS	FAMILY	1 YEAR	2 YEAR	3 YEAR	4 YEAR	5 YEAR	6 YEAR	7 YEAR	8 YEAR	9 YEAR	10 YEAR
PM1272	AssurityMRI™	99.98%	99.98%	99.93%							
PM1160	Endurity™ SR	99.84%	99.84%	99.84%	99.84%	99.84%	99.59%				
PM1240	Assurity™ SR	99.98%	99.96%	99.92%	99.86%	99.74%	99.66%				
PM1110	Accent™ SR	99.92%	99.87%	99.85%	99.80%	99.77%	99.66%	99.56%	99.56%	99.56%	99.56%
PM1210	Accent™ SR RF	99.89%	99.80%	99.76%	99.73%	99.60%	99.41%	99.23%	99.17%	99.17%	99.17%
5626	Zephyr™ XL SR	99.92%	99.83%	99.73%	99.64%	99.47%	99.35%	99.33%	99.30%	99.15%	98.86%
5620	Zephyr™ SR	99.86%	99.74%	99.47%	98.81%	95.60%	93.92%	93.69%	93.43%	93.27%	93.09%
5610	Victory™ SR	99.92%	99.63%	99.40%	98.31%	89.67%	74.30%	70.03%	69.10%	68.82%	68.60%
5156/5157/5056	Verity ADx™ XL SR/SR(M/S)/SC	99.87%	99.73%	99.60%	99.46%	98.83%	97.96%	97.24%	96.39%	96.00%	95.94%
5180	Identity ADx™ SR	99.79%	99.57%	99.20%	97.99%	93.81%	79.54%	64.22%	55.52%	53.75%	53.27%
5172	Identity™ SR	99.74%	99.43%	98.44%	96.70%	91.85%	77.30%	62.45%	51.22%	42.04%	39.30%
2425T/2525T/2535T	Microny™	99.64%	99.37%	98.82%	98.34%	97.48%	97.19%	96.32%	94.71%	85.16%	64.07%



## Single-Chamber Pacemakers

### Survival Probability Summary

#### EXCLUDING NORMAL BATTERY DEPLETION

MODELS	FAMILY	1 YEAR	2 YEAR	3 YEAR	4 YEAR	5 YEAR	6 YEAR	7 YEAR	8 YEAR	9 YEAR	10 YEAR
PM1272	AssurityMRI™	99.98%	99.98%	99.98%							
PM1160	Endurity™ SR	99.84%	99.84%	99.84%	99.84%	99.84%	99.84%				
PM1240	Assurity™ SR	99.98%	99.96%	99.95%	99.93%	99.91%	99.91%				
PM1110	Accent™ SR	99.96%	99.94%	99.92%	99.92%	99.92%	99.92%	99.92%	99.92%	99.92%	99.92%
PM1210	Accent™ SR RF	99.93%	99.87%	99.83%	99.81%	99.76%	99.74%	99.73%	99.70%	99.70%	99.70%
5626	Zephyr™ XL SR	99.94%	99.93%	99.93%	99.87%	99.83%	99.83%	99.80%	99.80%	99.74%	99.70%
5620	Zephyr™ SR	99.97%	99.94%	99.92%	99.85%	99.83%	99.80%	99.76%	99.62%	99.49%	99.39%
5610	Victory™ SR	99.98%	99.96%	99.91%	99.82%	99.00%	98.86%	98.74%	98.26%	98.07%	97.97%
5156/5157/5056	Verity ADx™ XL SR/SR(M/S)/SC	99.97%	99.91%	99.91%	99.91%	99.85%	99.85%	99.85%	99.80%	99.80%	99.74%
5180	Identity ADx™ SR	99.96%	99.94%	99.91%	99.78%	99.59%	99.26%	98.76%	98.14%	97.90%	97.81%
5172	Identity™ SR	99.97%	99.92%	99.81%	99.63%	99.10%	98.44%	97.61%	97.47%	97.37%	97.10%
2425T/2525T/2535T	Microny™	99.87%	99.79%	99.63%	99.33%	99.20%	99.20%	99.20%	98.84%	98.70%	98.70%

## Single-Chamber Pacemakers

### US Malfunction Summary

#### WITH COMPROMISED THERAPY

MODELS	FAMILY	REGISTERED US IMPLANTS	PERCENT RETURNED FOR ANALYSIS	ELECTRICAL COMPONENT		ELECTRICAL INTERCONNECT		BATTERY		SOFTWARE/ FIRMWARE		MECHANICAL		POSSIBLE EARLY BATTERY DEPLETION		OTHER		TOTAL			
				QTY	RATE	QTY	RATE	QTY	RATE	QTY	RATE	QTY	RATE	QTY	RATE	QTY	RATE	QTY	RATE	QTY	RATE
PM1272	Assurity MRI™	22,612	3.10%	0	0.00%	0	0.00%	0	0.00%	0	0.00%	0	0.00%	0	0.00%	0	0.00%	0	0.00%	0	0.00%
PM1160	Endurity™ SR	2,541	5.00%	0	0.00%	0	0.00%	0	0.00%	0	0.00%	0	0.00%	0	0.00%	0	0.00%	0	0.00%	0	0.00%
PM1240	Assurity™ SR	28,421	5.30%	0	0.00%	0	0.00%	0	0.00%	0	0.00%	1	<0.01%	0	0.00%	0	0.00%	0	0.00%	1	<0.01%
PM1110	Accent™ SR	13,593	7.70%	0	0.00%	0	0.00%	0	0.00%	0	0.00%	0	0.00%	0	0.00%	0	0.00%	0	0.00%	0	0.00%
PM1210	Accent™ SR RF	39,813	7.50%	3	<0.01%	1	<0.01%	0	0.00%	0	0.00%	0	0.00%	2	<0.01%	0	0.00%	0	0.00%	6	0.02%
5626	Zephyr™ XL SR	20,658	11.20%	0	0.00%	1	<0.01%	0	0.00%	0	0.00%	0	0.00%	0	0.00%	1	<0.01%	0	0.00%	2	<0.01%
5620	Zephyr™ SR	17,499	11.60%	0	0.00%	0	0.00%	0	0.00%	0	0.00%	1	<0.01%	0	0.00%	0	0.00%	0	0.00%	1	<0.01%
5610	Victory™ SR	13,690	15.60%	0	0.00%	0	0.00%	0	0.00%	0	0.00%	0	0.00%	0	0.00%	1	<0.01%	0	0.00%	1	<0.01%
5156/5157/5056	Verity ADx™ XL SR/SR(M/S)/SC	14,515	7.60%	1	<0.01%	0	0.00%	0	0.00%	0	0.00%	0	0.00%	0	0.00%	0	0.00%	0	0.00%	1	<0.01%
5180	Identity ADx™ SR	20,872	13.40%	0	0.00%	0	0.00%	0	0.00%	0	0.00%	0	0.00%	0	0.00%	0	0.00%	0	0.00%	0	0.00%
5172	Identity™ SR	21,885	11.60%	1	<0.01%	0	0.00%	0	0.00%	0	0.00%	0	0.00%	0	0.00%	0	0.00%	0	0.00%	1	<0.01%
2425T/2525T/2535T	Microny™	7,903	7.40%	0	0.00%	0	0.00%	0	0.00%	0	0.00%	0	0.00%	0	0.00%	0	0.00%	0	0.00%	0	0.00%

Definitions of malfunction categories can be found on [pages 5-6](#).

# Single-Chamber Pacemakers

## US Malfunction Summary

### WITHOUT COMPROMISED THERAPY

MODELS	FAMILY	REGISTERED US IMPLANTS	PERCENT RETURNED FOR ANALYSIS	ELECTRICAL COMPONENT		ELECTRICAL INTERCONNECT		BATTERY		SOFTWARE/FIRMWARE		MECHANICAL		POSSIBLE EARLY BATTERY DEPLETION		OTHER		TOTAL	
				QTY	RATE	QTY	RATE	QTY	RATE	QTY	RATE	QTY	RATE	QTY	RATE	QTY	RATE	QTY	RATE
PM1272	Assurity MRI™	22,612	3.10%	0	0.00%	0	0.00%	0	0.00%	0	0.00%	2	<0.01%	0	0.00%	0	0.00%	2	<0.01%
PM1160	Endurity™ SR	2,541	5.00%	0	0.00%	0	0.00%	0	0.00%	0	0.00%	1	0.04%	0	0.00%	1	0.04%	2	0.08%
PM1240	Assurity™ SR	28,421	5.30%	4	0.01%	0	0.00%	0	0.00%	0	0.00%	4	0.01%	0	0.00%	0	0.00%	8	0.03%
PM1110	Accent™ SR	13,593	7.70%	2	0.01%	0	0.00%	0	0.00%	1	<0.01%	0	0.00%	1	<0.01%	0	0.00%	4	0.03%
PM1210	Accent™ SR RF	39,813	7.50%	11	0.03%	3	<0.01%	1	<0.01%	1	<0.01%	4	0.01%	3	<0.01%	8	0.02%	31	0.08%
5626	Zephyr™ XL SR	20,658	11.20%	4	0.02%	0	0.00%	0	0.00%	0	0.00%	0	0.00%	0	0.00%	11	0.05%	15	0.07%
5620	Zephyr™ SR	17,499	11.60%	4	0.02%	0	0.00%	0	0.00%	2	0.01%	0	0.00%	0	0.00%	11	0.06%	17	0.10%
5610	Victory™ SR	13,690	15.60%	25	0.18%	0	0.00%	0	0.00%	1	<0.01%	0	0.00%	1	<0.01%	12	0.09%	39	0.28%
5156/5157/5056	Verity ADx™ XL SR/SR(M/S)/SC	14,515	7.60%	4	0.03%	0	0.00%	0	0.00%	1	<0.01%	1	<0.01%	0	0.00%	4	0.03%	10	0.07%
5180	Identity ADx™ SR	20,872	13.40%	35	0.17%	0	0.00%	0	0.00%	6	0.03%	1	<0.01%	8	0.04%	8	0.04%	58	0.28%
5172	Identity™ SR	21,885	11.60%	64	0.29%	0	0.00%	0	0.00%	1	<0.01%	0	0.00%	8	0.04%	6	0.03%	79	0.36%
2425T/2525T/2535T	Microny™	7,903	7.40%	1	0.01%	0	0.00%	0	0.00%	0	0.00%	0	0.00%	1	0.01%	0	0.00%	2	0.03%

Definitions of malfunction categories can be found on [pages 5-6](#).

## Single-Chamber Pacemakers

### Worldwide Malfunction Summary

#### WITH COMPROMISED THERAPY

MODELS	FAMILY	WORLDWIDE SALES	PERCENT RETURNED FOR ANALYSIS	ELECTRICAL COMPONENT		ELECTRICAL INTERCONNECT		BATTERY		SOFTWARE/FIRMWARE		MECHANICAL		POSSIBLE EARLY BATTERY DEPLETION		OTHER		TOTAL	
				QTY	RATE	QTY	RATE	QTY	RATE	QTY	RATE	QTY	RATE	QTY	RATE	QTY	RATE	QTY	RATE
PM1272	Assurity MRI™	95,594	0.58%	2	<0.01%	0	0.00%	0	0.00%	0	0.00%	0	0.00%	1	<0.01%	0	0.00%	3	<0.01%
PM1160	Endurity™ SR	27,075	0.70%	1	<0.01%	0	0.00%	0	0.00%	0	0.00%	0	0.00%	0	0.00%	0	0.00%	1	<0.01%
PM1240	Assurity™ SR	32,149	4.20%	0	0.00%	0	0.00%	0	0.00%	0	0.00%	1	<0.01%	0	0.00%	0	0.00%	1	<0.01%
PM1110	Accent™ SR	57,161	2.08%	0	0.00%	0	0.00%	0	0.00%	0	0.00%	0	0.00%	0	0.00%	0	0.00%	0	0.00%
PM1210	Accent™ SR RF	49,348	5.98%	5	0.01%	1	<0.01%	0	0.00%	0	0.00%	0	0.00%	2	<0.01%	0	0.00%	8	0.02%

#### WITHOUT COMPROMISED THERAPY

MODELS	FAMILY	WORLDWIDE SALES	PERCENT RETURNED FOR ANALYSIS	ELECTRICAL COMPONENT		ELECTRICAL INTERCONNECT		BATTERY		SOFTWARE/FIRMWARE		MECHANICAL		POSSIBLE EARLY BATTERY DEPLETION		OTHER		TOTAL	
				QTY	RATE	QTY	RATE	QTY	RATE	QTY	RATE	QTY	RATE	QTY	RATE	QTY	RATE	QTY	RATE
PM1272	Assurity MRI™	95,594	0.58%	1	<0.01%	0	0.00%	0	0.00%	0	0.00%	4	<0.01%	0	0.00%	0	0.00%	5	<0.01%
PM1160	Endurity™ SR	27,075	0.70%	0	0.00%	0	0.00%	0	0.00%	0	0.00%	3	0.01%	0	0.00%	1	<0.01%	4	0.01%
PM1240	Assurity™ SR	32,149	4.20%	5	0.02%	0	0.00%	0	0.00%	0	0.00%	5	0.02%	0	0.00%	0	0.00%	10	0.03%
PM1110	Accent™ SR	57,161	2.08%	4	<0.01%	0	0.00%	0	0.00%	2	<0.01%	0	0.00%	1	<0.01%	3	<0.01%	10	0.02%
PM1210	Accent™ SR RF	49,348	5.98%	14	0.03%	4	<0.01%	1	<0.01%	1	<0.01%	4	<0.01%	3	<0.01%	10	0.02%	37	0.07%

Definitions of malfunction categories can be found on [pages 5-6](#).

## Single-Chamber Pacemakers

### Actively Monitored Study Data Summary

#### QUALIFYING COMPLICATIONS

MODELS	NUMBER OF DEVICES ENROLLED	ACTIVE DEVICES ENROLLED	CUMULATIVE MONTHS OF FOLLOW-UP	LOSS OF TELEMETRY		PERICARDIAL EFFUSION		PREMATURE BATTERY DEPLETION		SKIN EROSION		TOTAL	
				QTY	RATE	QTY	RATE	QTY	RATE	QTY	RATE	QTY	RATE
PM1210	236	10	6,082	0	0.00%	0	0.00%	0	0.00%	0	0.00%	0	0.00%
5626	230	2	6,636	0	0.00%	0	0.00%	0	0.00%	0	0.00%	0	0.00%

#### MALFUNCTIONS WITH COMPROMISED THERAPY

MODELS	FAMILY	NUMBER OF DEVICES ENROLLED	PERCENT RETURNED FOR ANALYSIS	ELECTRICAL COMPONENT		ELECTRICAL INTERCONNECT		BATTERY		SOFTWARE/ FIRM-WARE		MECHANICAL		POSSIBLE EARLY BATTERY DEPLETION		OTHER		TOTAL	
				QTY	RATE	QTY	RATE	QTY	RATE	QTY	RATE	QTY	RATE	QTY	RATE	QTY	RATE	QTY	RATE
PM1210	Accent™ VR	236	8.50%	0	0.00%	0	0.00%	0	0.00%	0	0.00%	0	0.00%	0	0.00%	0	0.00%	0	0.00%
5626	Zephyr™ XL SR	230	14.30%	0	0.00%	0	0.00%	0	0.00%	0	0.00%	0	0.00%	0	0.00%	0	0.00%	0	0.00%

#### MALFUNCTIONS WITHOUT COMPROMISED THERAPY

MODELS	FAMILY	NUMBER OF DEVICES ENROLLED	PERCENT RETURNED FOR ANALYSIS	ELECTRICAL COMPONENT		ELECTRICAL INTERCONNECT		BATTERY		SOFTWARE/ FIRM-WARE		MECHANICAL		POSSIBLE EARLY BATTERY DEPLETION		OTHER		TOTAL	
				QTY	RATE	QTY	RATE	QTY	RATE	QTY	RATE	QTY	RATE	QTY	RATE	QTY	RATE	QTY	RATE
PM1210	Accent™ VR	236	8.50%	0	0.00%	0	0.00%	0	0.00%	0	0.00%	0	0.00%	0	0.00%	0	0.00%	0	0.00%
5626	Zephyr™ XL SR	230	14.30%	0	0.00%	0	0.00%	0	0.00%	0	0.00%	0	0.00%	0	0.00%	0	0.00%	0	0.00%

A list of complications can be found on [page 12](#).

Definitions of malfunction categories can be found on [pages 5-6](#).

# Pacing Leads

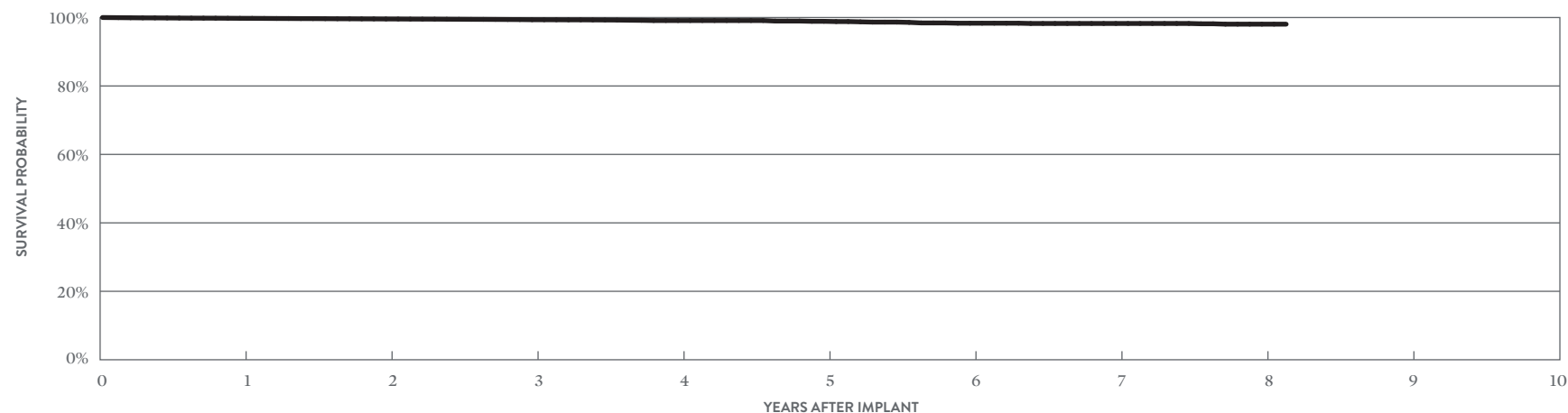
# Pacing Leads

## CUSTOMER REPORTED PERFORMANCE DATA

### Tendril MRI™

#### MODEL LPA1200M

		ACUTE OBSERVATIONS (POST IMPLANT, ≤30 DAYS)		CHRONIC COMPLICATIONS (>30 DAYS)		MALFUNCTIONS		QTY	RATE
		QTY	RATE	QTY	RATE			QTY	RATE
US Regulatory Approval	January 2017	Cardiac Perforation	41	0.03%	16	<0.01%	Conductor Fracture	37	0.02%
Registered US Implants	160,339	Conductor Fracture	3	<0.01%	58	0.04%	Insulation Breach	26	0.02%
Estimated Active US Implants	111,463	Lead Dislodgement	350	0.22%	324	0.20%	Crimps, Welds & Bonds	0	0.00%
Insulation	Optim™*	Failure to Capture	53	0.03%	158	0.10%	Other	7	<0.01%
Type and/or Fixation	Active	Oversensing	18	0.01%	268	0.17%	Extrinsic Factors	198	0.12%
Polarity	Bipolar	Failure to Sense	26	0.02%	28	0.02%	<b>Total</b>	<b>268</b>	<b>0.17%</b>
Steroid	Yes	Insulation Breach	1	<0.01%	15	<0.01%			
Number of US Advisories	None	Abnormal Pacing Impedance	2	<0.01%	31	0.02%			
		Extracardiac Stimulation	6	<0.01%	8	<0.01%			
		Other	60	0.04%	29	0.02%			
		<b>Total</b>	<b>560</b>	<b>0.35%</b>	<b>935</b>	<b>0.58%</b>			
		<b>Total Returned for Analysis</b>	<b>205</b>		<b>286</b>				



YEAR	1	2	3	4	5	6	7	8	AT 98 MONTHS
SURVIVAL PROBABILITY	99.77%	99.58%	99.36%	99.12%	98.89%	98.34%	98.26%	98.06%	98.06%
± 1 STANDARD ERROR	0.01%	0.02%	0.02%	0.06%	0.14%	0.25%	0.26%	0.30%	0.30%
SAMPLE SIZE	144,090	114,080	70,890	21,430	1,350	1,250	1,160	740	260

\*Optim™ lead insulation is a copolymer of silicone and polyurethane.

# Pacing Leads

## CUSTOMER REPORTED PERFORMANCE DATA

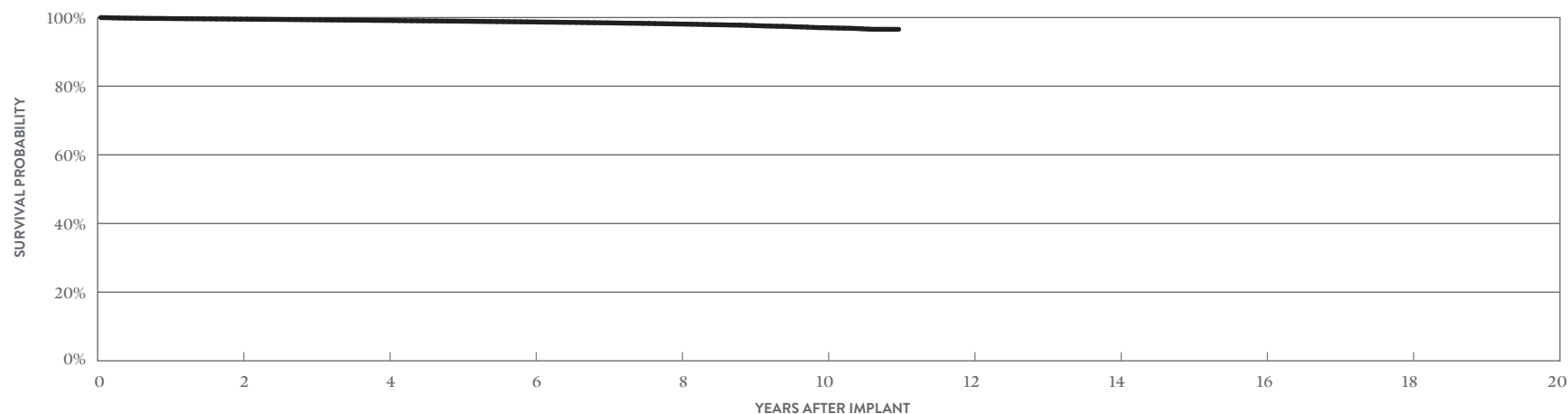
### Tendril™ STS

#### MODEL 2088TC

US Regulatory Approval	May 2009
Registered US Implants	860,923
Estimated Active US Implants	494,613
Insulation	Optim™*
Type and/or Fixation	Active
Polarity	Bipolar
Steroid	Yes
Number of US Advisories	None

	ACUTE OBSERVATIONS (POST IMPLANT, ≤30 DAYS)		CHRONIC COMPLICATIONS (>30 DAYS)	
	QTY	RATE	QTY	RATE
Cardiac Perforation	191	0.02%	93	0.01%
Conductor Fracture	9	<0.01%	367	0.04%
Lead Dislodgement	1160	0.13%	1647	0.19%
Failure to Capture	340	0.04%	1358	0.16%
Oversensing	97	0.01%	4349	0.51%
Failure to Sense	54	<0.01%	177	0.02%
Insulation Breach	17	<0.01%	345	0.04%
Abnormal Pacing Impedance	49	<0.01%	304	0.04%
Extracardiac Stimulation	9	<0.01%	56	<0.01%
Other	190	0.02%	264	0.03%
<b>Total</b>	<b>2116</b>	<b>0.25%</b>	<b>8960</b>	<b>1.04%</b>
<b>Total Returned for Analysis</b>	<b>770</b>		<b>2527</b>	

MALFUNCTIONS	QTY	RATE
Conductor Fracture	76	<0.01%
Insulation Breach	889	0.10%
Crimps, Welds & Bonds	0	0.00%
Other	33	<0.01%
Extrinsic Factors	1710	0.20%
<b>Total</b>	<b>2708</b>	<b>0.31%</b>



YEAR	2	4	6	8	10	At 132 months
SURVIVAL PROBABILITY	99.53%	99.15%	98.71%	98.11%	97.03%	96.57%
± 1 STANDARD ERROR	0.01%	0.01%	0.02%	0.03%	0.06%	0.11%
SAMPLE SIZE	577,490	390,420	234,460	116,030	32,480	260

\*Optim™ lead insulation is a copolymer of silicone and polyurethane.



# Pacing Leads

## ACTIVELY MONITORED STUDY DATA

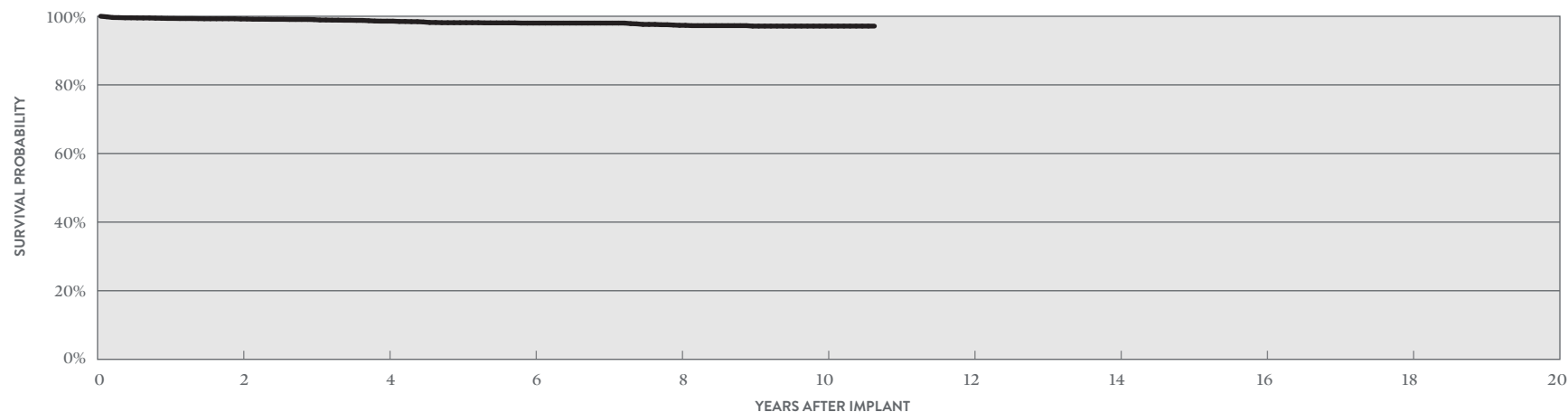
### Tendril™ STS

#### MODEL 2088TC

US Regulatory Approval	May 2009
Number of Devices Enrolled in Study	3,886
Active Devices Enrolled in Study	1,216
Cumulative Months of Follow-up	237,461
Insulation	Optim™*
Type and/or Fixation	Active
Polarity	Bipolar
Steroid	Yes

QUALIFYING COMPLICATIONS	QTY	RATE
Abnormal Pacing Impedance	1	0.03%
Cardiac Perforation	1	0.03%
Conductor Fracture	8	0.21%
Extracardiac Stimulation	1	0.03%
Failure to Capture	11	0.28%
Failure to Sense	4	0.10%
Insulation Breach	8	0.21%
Lead Dislodgement	15	0.39%
Oversensing	16	0.41%
Pericardial Effusion	1	0.03%

MALFUNCTIONS	QTY	RATE
Conductor Fracture	1	0.03%
Insulation Breach	13	0.33%
Crimps, Welds & Bonds	0	0.00%
Other	0	0.00%
Extrinsic Factors	13	0.33%
<b>Total</b>	<b>27</b>	<b>0.69%</b>



YEAR	2	4	6	8	10	AT 128 MONTHS
SURVIVAL PROBABILITY	99.20%	98.57%	98.01%	97.35%	97.13%	97.13%
± 1 STANDARD ERROR	0.14%	0.22%	0.27%	0.35%	0.39%	0.39%
SAMPLE SIZE	3,260	2,370	1,700	1,230	510	70

\*Optim™ lead insulation is a copolymer of silicone and polyurethane.

# Pacing Leads

## CUSTOMER REPORTED PERFORMANCE DATA

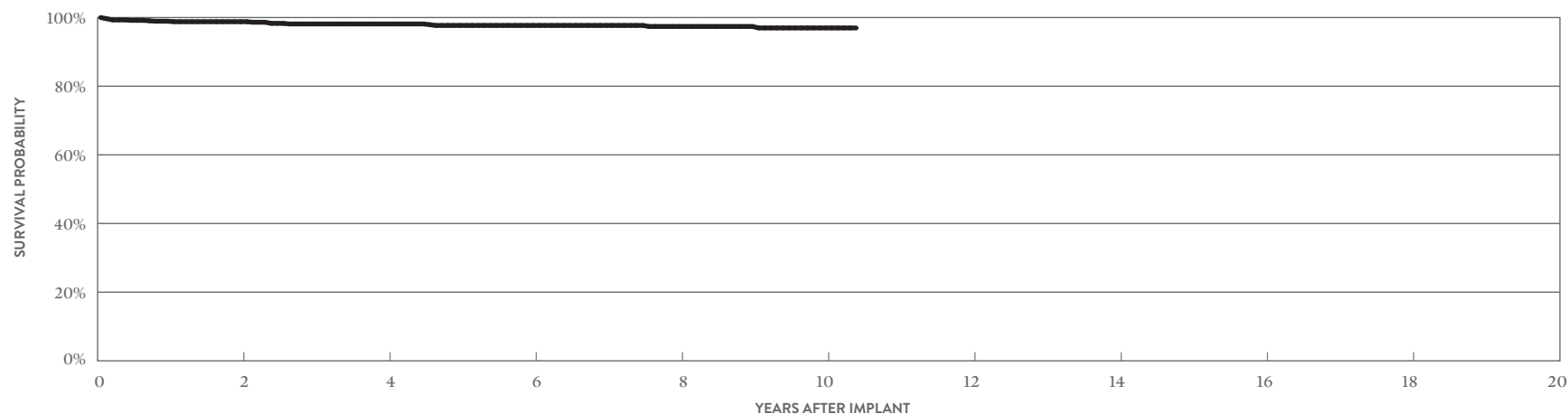
### OptiSense™

#### MODEL 1999

US Regulatory Approval	May 2007
Registered US Implants	47,368
Estimated Active US Implants	23,698
Insulation	Optim™*
Type and/or Fixation	Active
Polarity	Bipolar
Steroid	Yes
Number of US Advisories	None

	ACUTE OBSERVATIONS (POST IMPLANT, ≤30 DAYS)		CHRONIC COMPLICATIONS (>30 DAYS)	
	QTY	RATE	QTY	RATE
Cardiac Perforation	4	<0.01%	1	<0.01%
Conductor Fracture	0	0.00%	15	0.03%
Lead Dislodgement	64	0.14%	186	0.39%
Failure to Capture	8	0.02%	85	0.18%
Oversensing	10	0.02%	369	0.78%
Failure to Sense	3	<0.01%	39	0.08%
Insulation Breach	1	<0.01%	47	0.10%
Abnormal Pacing Impedance	0	0.00%	20	0.04%
Extracardiac Stimulation	0	0.00%	2	<0.01%
Other	14	0.03%	22	0.05%
<b>Total</b>	<b>104</b>	<b>0.22%</b>	<b>786</b>	<b>1.66%</b>
<b>Total Returned for Analysis</b>	<b>59</b>		<b>227</b>	

MALFUNCTIONS	QTY	RATE
Conductor Fracture	7	0.01%
Insulation Breach	63	0.13%
Crimps, Welds & Bonds	0	0.00%
Other	7	0.01%
Extrinsic Factors	172	0.36%
<b>Total</b>	<b>249</b>	<b>0.53%</b>



YEAR	2	4	6	8	10	AT 130 MONTHS
SURVIVAL PROBABILITY	99.45%	99.07%	98.61%	97.97%	96.73%	96.05%
± 1 STANDARD ERROR	0.04%	0.05%	0.06%	0.09%	0.18%	0.37%
SAMPLE SIZE	39,680	32,020	22,310	12,290	4,290	270

\*Optim™ lead insulation is a copolymer of silicone and polyurethane.

# Pacing Leads

## ACTIVELY MONITORED STUDY DATA

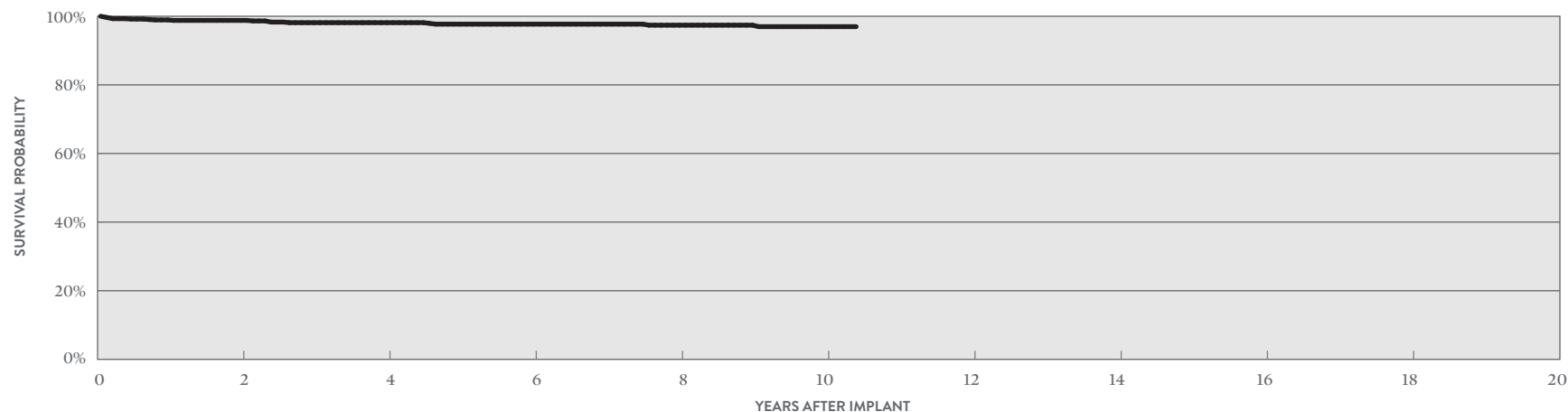
### OptiSense™

#### MODEL 1999

US Regulatory Approval	October 2009
Number of Devices Enrolled in Study	877
Active Devices Enrolled in Study	361
Cumulative Months of Follow-up	55,240
Insulation	Optim™*
Type and/or Fixation	Active
Polarity	Bipolar
Steroid	Yes

QUALIFYING COMPLICATIONS	QTY	RATE
Abnormal Pacing Impedance	1	0.11%
Conductor Fracture	2	0.23%
Failure to Sense	2	0.23%
Insulation Breach	1	0.11%
Lead Dislodgement	11	1.25%
Oversensing	1	0.11%

MALFUNCTIONS	QTY	RATE
Conductor Fracture	0	0.00%
Insulation Breach	6	0.68%
Crimps, Welds & Bonds	0	0.00%
Other	0	0.00%
Extrinsic Factors	9	1.03%
<b>Total</b>	<b>15</b>	<b>1.71%</b>



YEAR	2	4	6	8	10	AT 125 MONTHS
SURVIVAL PROBABILITY	98.79%	98.13%	97.70%	97.40%	96.97%	96.97%
± 1 STANDARD ERROR	0.38%	0.50%	0.59%	0.65%	0.78%	0.78%
SAMPLE SIZE	700	510	410	330	160	50

\*Optim™ lead insulation is a copolymer of silicone and polyurethane.

# Pacing Leads

## CUSTOMER REPORTED PERFORMANCE DATA

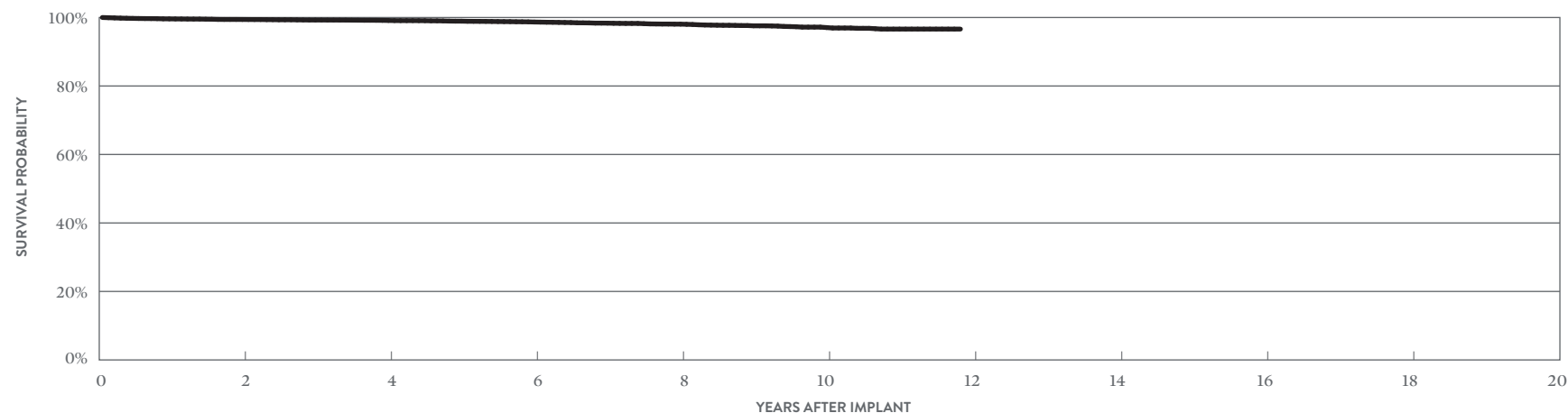
### IsoFlex™ Optim™

#### MODEL 1944

US Regulatory Approval	March 2008
Registered US Implants	19,316
Estimated Active US Implants	9,246
Insulation	Optim™*
Type and/or Fixation	Passive
Polarity	Bipolar
Steroid	Yes
Number of US Advisories	None

	ACUTE OBSERVATIONS (POST IMPLANT, ≤30 DAYS)		CHRONIC COMPLICATIONS (>30 DAYS)	
	QTY	RATE	QTY	RATE
Cardiac Perforation	0	0.00%	1	<0.01%
Conductor Fracture	0	0.00%	8	0.04%
Lead Dislodgement	96	0.50%	64	0.33%
Failure to Capture	12	0.06%	46	0.24%
Oversensing	1	<0.01%	136	0.70%
Failure to Sense	3	0.02%	11	0.06%
Insulation Breach	0	0.00%	9	0.05%
Abnormal Pacing Impedance	0	0.00%	5	0.03%
Extracardiac Stimulation	3	0.02%	1	<0.01%
Other	4	0.02%	5	0.03%
<b>Total</b>	<b>119</b>	<b>0.62%</b>	<b>286</b>	<b>1.48%</b>
<b>Total Returned for Analysis</b>	<b>58</b>		<b>45</b>	

MALFUNCTIONS	QTY	RATE
Conductor Fracture	0	0.00%
Insulation Breach	13	0.07%
Crimps, Welds & Bonds	0	0.00%
Other	1	<0.01%
Extrinsic Factors	37	0.19%
<b>Total</b>	<b>51</b>	<b>0.26%</b>



YEAR	2	4	6	8	10	AT 142 MONTHS
SURVIVAL PROBABILITY	99.42%	99.13%	98.68%	98.06%	97.06%	96.62%
± 1 STANDARD ERROR	0.06%	0.08%	0.10%	0.15%	0.24%	0.32%
SAMPLE SIZE	14,640	10,750	7,510	4,440	1,990	200

\*Optim™ lead insulation is a copolymer of silicone and polyurethane.

# Pacing Leads

## ACTIVELY MONITORED STUDY DATA

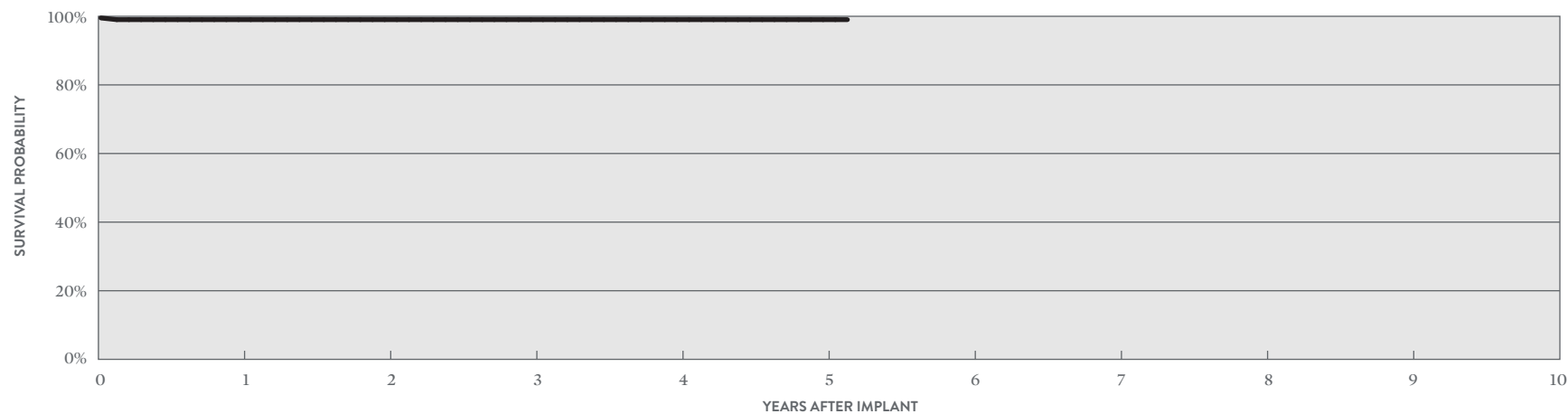
### IsoFlex™ Optim™

#### MODEL 1944

US Regulatory Approval	March 2008
Number of Devices Enrolled in Study	104
Active Devices Enrolled in Study	28
Cumulative Months of Follow-up	6,736
Insulation	Optim™*
Type and/or Fixation	Passive
Polarity	Bipolar
Steroid	Yes

QUALIFYING COMPLICATIONS	QTY	RATE
Lead Dislodgement	1	0.96%

MALFUNCTIONS	QTY	RATE
Conductor Fracture	0	0.00%
Insulation Breach	0	0.00%
Crimps, Welds & Bonds	0	0.00%
Other	0	0.00%
Extrinsic Factors	0	0.00%
<b>Total</b>	<b>0</b>	<b>0.00%</b>



YEAR	1	2	3	5	4	AT 62 MONTHS
SURVIVAL PROBABILITY	99.02%	99.02%	99.02%	99.02%	99.02%	99.02%
± 1 STANDARD ERROR	0.97%	0.97%	0.97%	0.97%	0.97%	0.97%
SAMPLE SIZE	100	80	70	60	60	50

\*Optim™ lead insulation is a copolymer of silicone and polyurethane.

# Pacing Leads

## CUSTOMER REPORTED PERFORMANCE DATA

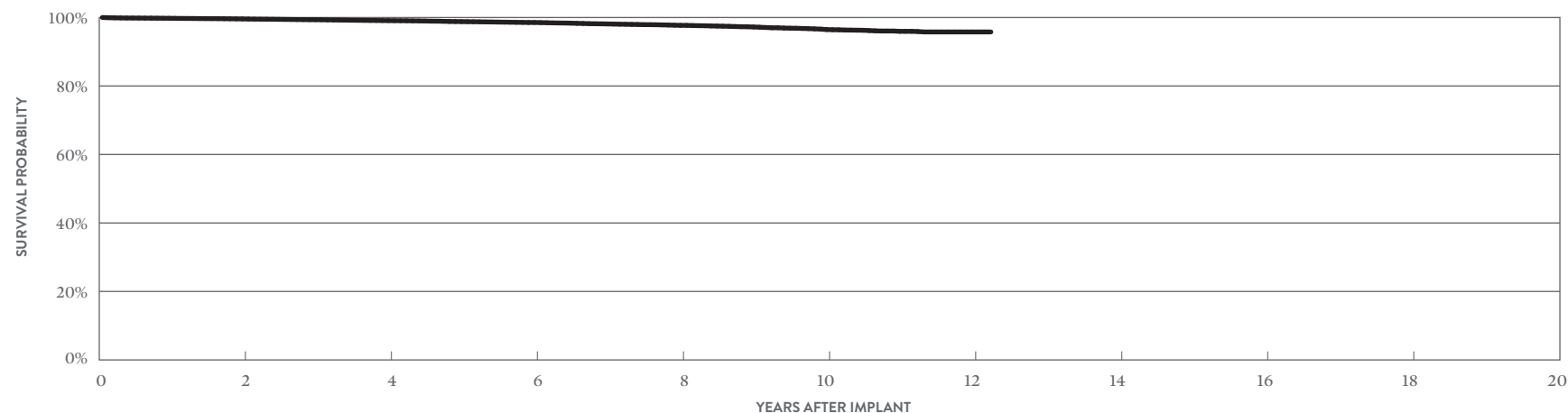
### IsoFlex™ Optim™

#### MODEL 1948

US Regulatory Approval	March 2008
Registered US Implants	72,118
Estimated Active US Implants	34,688
Insulation	Optim™*
Type and/or Fixation	Passive
Polarity	Bipolar
Steroid	Yes
Number of US Advisories	None

	ACUTE OBSERVATIONS (POST IMPLANT, ≤30 DAYS)		CHRONIC COMPLICATIONS (>30 DAYS)	
	QTY	RATE	QTY	RATE
Cardiac Perforation	5	<0.01%	12	0.02%
Conductor Fracture	1	<0.01%	113	0.16%
Lead Dislodgement	70	0.10%	81	0.11%
Failure to Capture	46	0.06%	229	0.32%
Oversensing	3	<0.01%	401	0.56%
Failure to Sense	2	<0.01%	4	<0.01%
Insulation Breach	4	<0.01%	83	0.12%
Abnormal Pacing Impedance	1	<0.01%	46	0.06%
Extracardiac Stimulation	2	<0.01%	7	<0.01%
Other	8	0.01%	23	0.03%
<b>Total</b>	<b>142</b>	<b>0.20%</b>	<b>999</b>	<b>1.39%</b>
<b>Total Returned for Analysis</b>	<b>63</b>		<b>158</b>	

MALFUNCTIONS	QTY	RATE
Conductor Fracture	15	0.02%
Insulation Breach	109	0.15%
Crimps, Welds & Bonds	0	0.00%
Other	1	<0.01%
Extrinsic Factors	93	0.13%
<b>Total</b>	<b>218</b>	<b>0.30%</b>



YEAR	2	4	6	8	10	12	AT 147 MONTHS
SURVIVAL PROBABILITY	99.58%	99.09%	98.54%	97.71%	96.47%	95.78%	95.78%
± 1 STANDARD ERROR	0.03%	0.04%	0.06%	0.09%	0.15%	0.22%	0.22%
SAMPLE SIZE	55,630	40,870	27,750	15,920	6,680	1,230	230

\*Optim™ lead insulation is a copolymer of silicone and polyurethane.

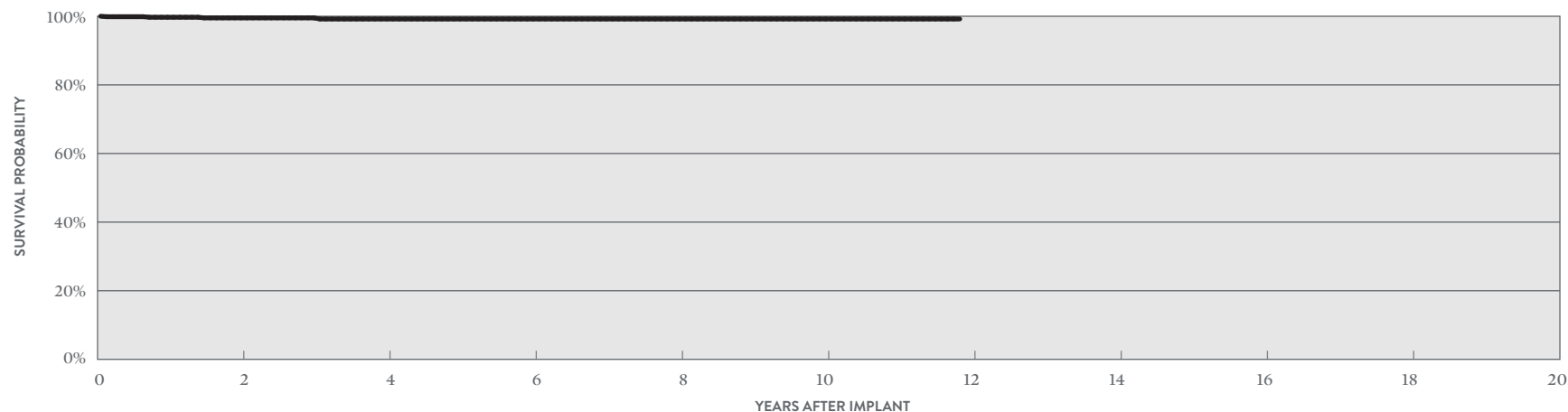
# Pacing Leads

## ACTIVELY MONITORED STUDY DATA

### IsoFlex™ Optim™

#### MODEL 1948

		QUALIFYING COMPLICATIONS		MALFUNCTIONS			
			QTY	RATE		QTY	RATE
US Regulatory Approval	March 2008	Failure to Capture	1	0.13%	Conductor Fracture	0	0.00%
Number of Devices Enrolled in Study	765	Insulation Breach	1	0.13%	Insulation Breach	5	0.65%
Active Devices Enrolled in Study	186	Lead Dislodgement	2	0.26%	Crimps, Welds & Bonds	0	0.00%
Cumulative Months of Follow-up	40,028				Other	0	0.00%
Insulation	Optim™*				Extrinsic Factors	1	0.13%
Type and/or Fixation	Passive				<b>Total</b>	<b>6</b>	<b>0.78%</b>
Polarity	Bipolar						
Steroid	Yes						



YEAR	2	4	6	8	10	AT 142 MONTHS
SURVIVAL PROBABILITY	99.52%	99.20%	99.20%	99.20%	99.20%	99.20%
± 1 STANDARD ERROR	0.28%	0.43%	0.43%	0.43%	0.43%	0.43%
SAMPLE SIZE	520	300	220	190	180	50

\*Optim™ lead insulation is a copolymer of silicone and polyurethane.

# Pacing Leads

## CUSTOMER REPORTED PERFORMANCE DATA

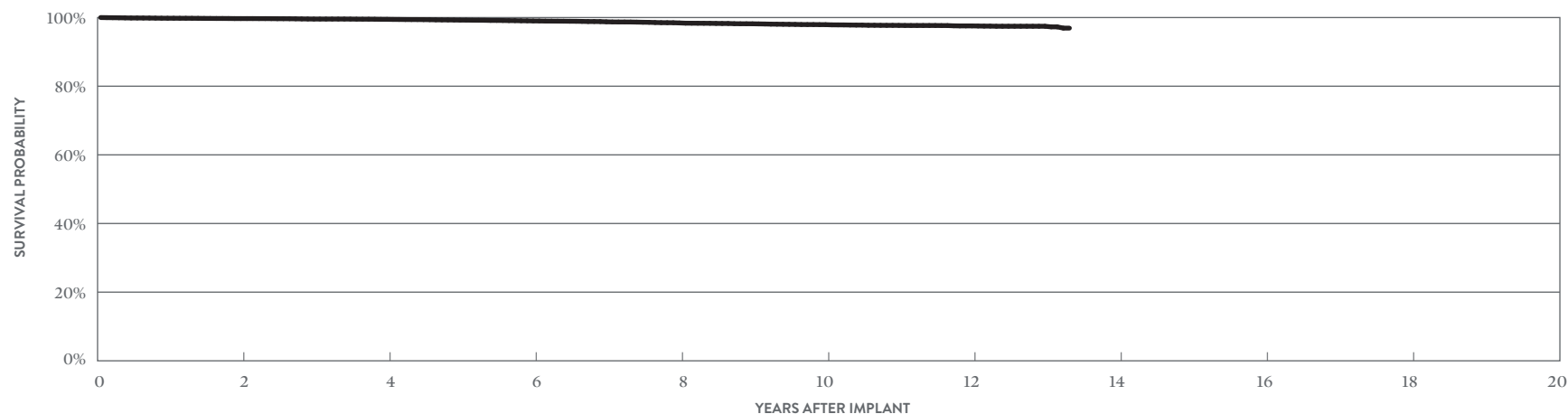
### OptiSense™

#### MODELS 1699T & 1699TC

US Regulatory Approval	May 2007
Registered US Implants	22,886
Estimated Active US Implants	7,832
Insulation	Silicone
Type and/or Fixation	Active
Polarity	Bipolar
Steroid	Yes
Number of US Advisories	None

	ACUTE OBSERVATIONS (POST IMPLANT, ≤30 DAYS)		CHRONIC COMPLICATIONS (>30 DAYS)	
	QTY	RATE	QTY	RATE
Cardiac Perforation	1	<0.01%	0	0.00%
Conductor Fracture	0	0.00%	19	0.08%
Lead Dislodgement	4	0.02%	52	0.23%
Failure to Capture	4	0.02%	52	0.23%
Oversensing	3	0.01%	129	0.56%
Failure to Sense	8	0.03%	34	0.15%
Insulation Breach	0	0.00%	9	0.04%
Abnormal Pacing Impedance	0	0.00%	23	0.10%
Extracardiac Stimulation	0	0.00%	3	0.01%
Other	2	<0.01%	9	0.04%
<b>Total</b>	<b>22</b>	<b>0.10%</b>	<b>330</b>	<b>1.44%</b>
<b>Total Returned for Analysis</b>	<b>16</b>		<b>83</b>	

MALFUNCTIONS	QTY	RATE
Conductor Fracture	14	0.06%
Insulation Breach	38	0.17%
Crimps, Welds & Bonds	0	0.00%
Other	0	0.00%
Extrinsic Factors	57	0.25%
<b>Total</b>	<b>109</b>	<b>0.48%</b>



YEAR	2	4	6	8	10	12	AT 160 MONTHS
SURVIVAL PROBABILITY	99.70%	99.48%	99.01%	98.43%	97.93%	97.56%	96.92%
± 1 STANDARD ERROR	0.04%	0.05%	0.08%	0.10%	0.13%	0.15%	0.43%
SAMPLE SIZE	18,620	15,120	12,580	10,580	8,940	5,040	210



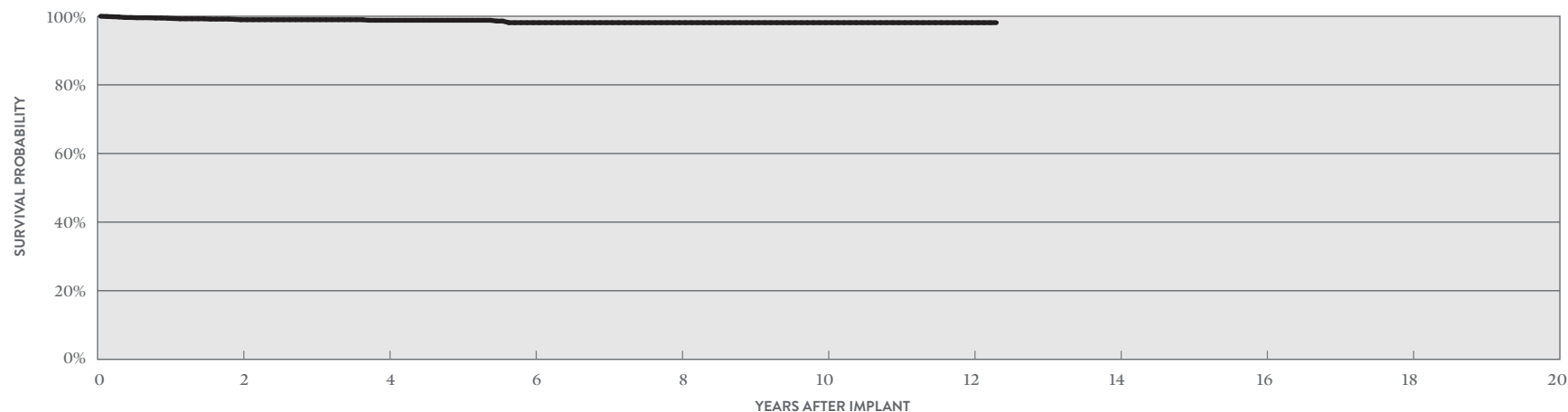
# Pacing Leads

## ACTIVELY MONITORED STUDY DATA

### OptiSense™

#### MODELS 1699T & 1699TC

		QUALIFYING COMPLICATIONS		MALFUNCTIONS			
		QTY	RATE	QTY	RATE		
US Regulatory Approval	May 2007	Abnormal Pacing Impedance	1	0.07%	Conductor Fracture	0	0.00%
Number of Devices Enrolled in Study	1,451	Conductor Fracture	2	0.14%	Insulation Breach	3	0.21%
Active Devices Enrolled in Study	245	Failure to Capture	4	0.28%	Crimps, Welds & Bonds	0	0.00%
Cumulative Months of Follow-up	79,802	Insulation Breach	1	0.07%	Other	0	0.00%
Insulation	Silicone	Lead Dislodgement	8	0.55%	Extrinsic Factors	6	0.41%
Type and/or Fixation	Active	Oversensing	1	0.07%	<b>Total</b>	<b>9</b>	<b>0.62%</b>
Polarity	Bipolar						
Steroid	Yes						



YEAR	2	4	6	8	10	12	AT 148 MONTHS
SURVIVAL PROBABILITY	98.99%	98.83%	98.13%	98.13%	98.13%	98.13%	98.13%
± 1 STANDARD ERROR	0.27%	0.32%	0.52%	0.52%	0.52%	0.52%	0.52%
SAMPLE SIZE	1,160	680	420	330	260	130	50

# Pacing Leads

## CUSTOMER REPORTED PERFORMANCE DATA

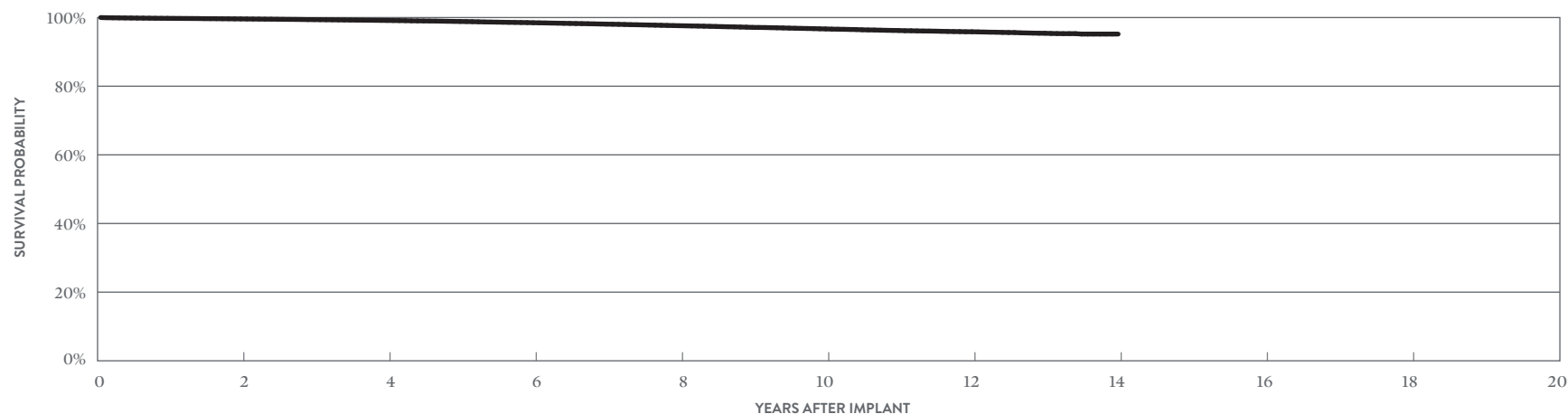
### Tendril™ ST Optim™

#### MODELS 1888T & 1888TC

US Regulatory Approval	June 2006
Registered US Implants	301,981
Estimated Active US Implants	110,310
Insulation	Optim™*
Type and/or Fixation	Active
Polarity	Bipolar
Steroid	Yes
Number of US Advisories	None

	ACUTE OBSERVATIONS (POST IMPLANT, ≤30 DAYS)		CHRONIC COMPLICATIONS (>30 DAYS)	
	QTY	RATE	QTY	RATE
Cardiac Perforation	41	0.01%	43	0.01%
Conductor Fracture	8	<0.01%	312	0.10%
Lead Dislodgement	158	0.05%	594	0.20%
Failure to Capture	88	0.03%	1022	0.34%
Oversensing	21	<0.01%	3248	1.08%
Failure to Sense	14	<0.01%	135	0.04%
Insulation Breach	7	<0.01%	450	0.15%
Abnormal Pacing Impedance	10	<0.01%	272	0.09%
Extracardiac Stimulation	5	<0.01%	46	0.02%
Other	42	0.01%	159	0.05%
<b>Total</b>	<b>394</b>	<b>0.13%</b>	<b>6281</b>	<b>2.08%</b>
<b>Total Returned for Analysis</b>	<b>206</b>		<b>1512</b>	

MALFUNCTIONS	QTY	RATE
Conductor Fracture	46	0.02%
Insulation Breach	975	0.32%
Crimps, Welds & Bonds	1	<0.01%
Other	15	<0.01%
Extrinsic Factors	901	0.30%
<b>Total</b>	<b>1938</b>	<b>0.64%</b>



YEAR	2	4	6	8	10	12	14
SURVIVAL PROBABILITY	99.60%	99.15%	98.49%	97.62%	96.68%	95.86%	95.19%
± 1 STANDARD ERROR	0.01%	0.02%	0.03%	0.04%	0.05%	0.06%	0.12%
SAMPLE SIZE	243,790	195,800	156,970	116,720	79,850	34,200	210

\*Optim™ lead insulation is a copolymer of silicone and polyurethane.

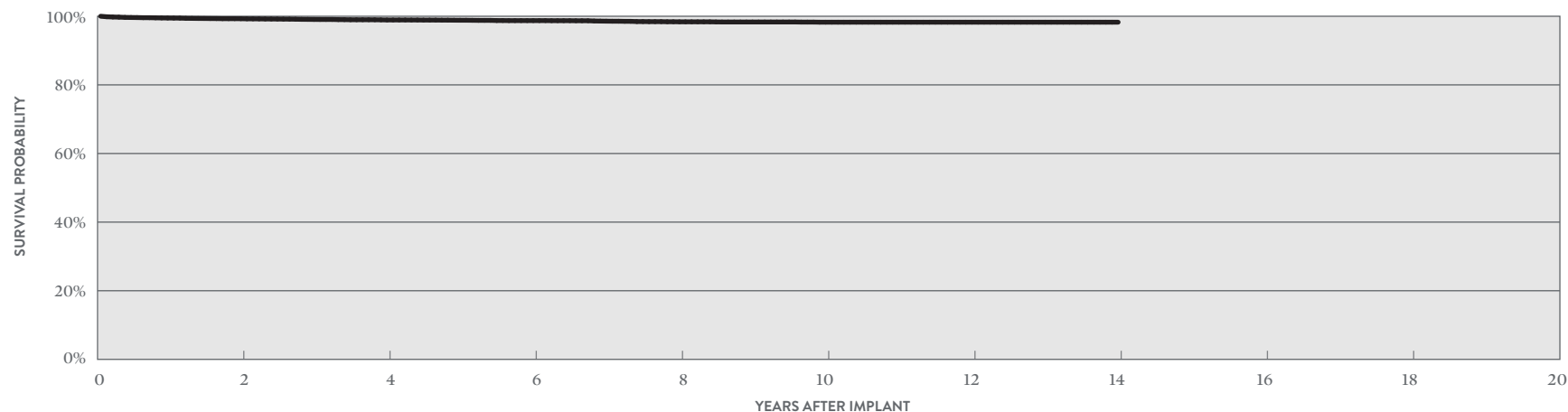
# Pacing Leads

## ACTIVELY MONITORED STUDY DATA

### Tendril™ ST Optim™

#### MODELS 1888T & 1888TC

		QUALIFYING COMPLICATIONS			MALFUNCTIONS		
			QTY	RATE		QTY	RATE
US Regulatory Approval	June 2006	Abnormal Pacing Impedance	7	0.05%	Conductor Fracture	3	0.02%
Number of Devices Enrolled in Study	14,505	Cardiac Perforation	2	0.01%	Insulation Breach	27	0.19%
Active Devices Enrolled in Study	3,697	Conductor Fracture	10	0.07%	Crimps, Welds & Bonds	0	0.00%
Cumulative Months of Follow-up	920,347	Extracardiac Stimulation	4	0.03%	Other	0	0.00%
Insulation	Optim™*	Failure to Capture	19	0.13%	Extrinsic Factors	36	0.25%
Type and/or Fixation	Active	Failure to Sense	5	0.03%	<b>Total</b>	<b>66</b>	<b>0.46%</b>
Polarity	Bipolar	Insulation Breach	29	0.20%			
Steroid	Yes	Lead Dislodgement	58	0.40%			
		Oversensing	22	0.15%			
		Skin Erosion	1	<0.01%			



YEAR	2	4	6	8	10	12	14
SURVIVAL PROBABILITY	99.28%	98.92%	98.73%	98.38%	98.27%	98.27%	98.27%
± 1 STANDARD ERROR	0.07%	0.10%	0.11%	0.14%	0.16%	0.16%	0.16%
SAMPLE SIZE	11,860	7,530	4,840	4,070	3,610	2,650	70

\*Optim™ lead insulation is a copolymer of silicone and polyurethane.

# Pacing Leads

## CUSTOMER REPORTED PERFORMANCE DATA

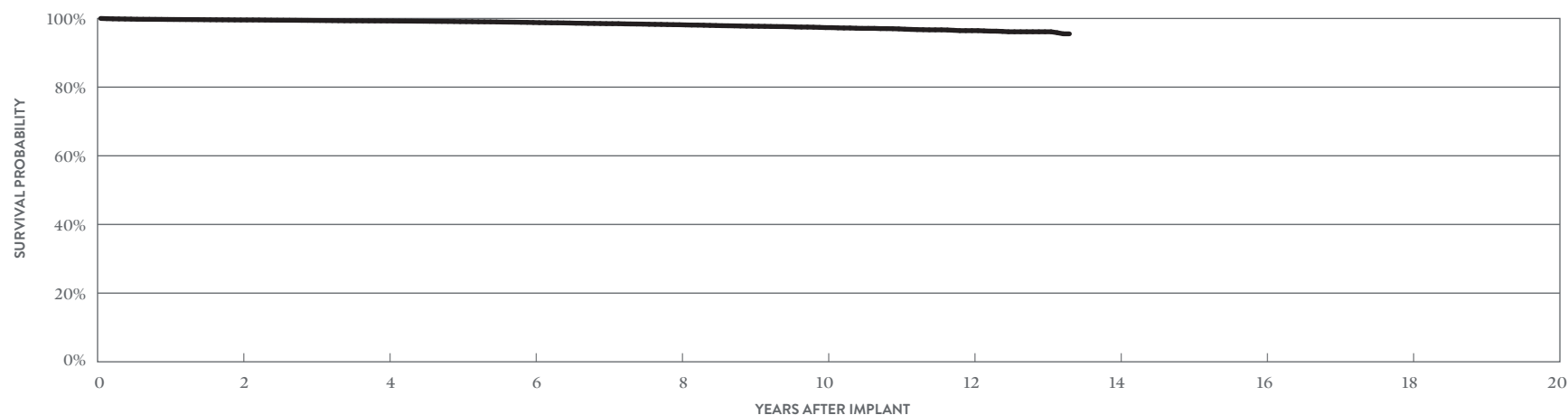
### Tendril™ ST Optim™

#### MODELS 1882T & 1882TC

US Regulatory Approval	June 2006
Registered US Implants	49,644
Estimated Active US Implants	21,653
Insulation	Optim™*
Type and/or Fixation	Active
Polarity	Bipolar
Steroid	Yes
Number of US Advisories	None

	ACUTE OBSERVATIONS (POST IMPLANT, ≤30 DAYS)		CHRONIC COMPLICATIONS (>30 DAYS)	
	QTY	RATE	QTY	RATE
Cardiac Perforation	4	<0.01%	4	<0.01%
Conductor Fracture	0	0.00%	22	0.04%
Lead Dislodgement	49	0.10%	157	0.32%
Failure to Capture	12	0.02%	104	0.21%
Oversensing	6	0.01%	339	0.68%
Failure to Sense	3	<0.01%	32	0.06%
Insulation Breach	0	0.00%	48	0.10%
Abnormal Pacing Impedance	1	<0.01%	25	0.05%
Extracardiac Stimulation	0	0.00%	3	<0.01%
Other	15	0.03%	30	0.06%
<b>Total</b>	<b>90</b>	<b>0.18%</b>	<b>764</b>	<b>1.54%</b>
<b>Total Returned for Analysis</b>	<b>49</b>		<b>199</b>	

MALFUNCTIONS	QTY	RATE
Conductor Fracture	2	<0.01%
Insulation Breach	83	0.17%
Crimps, Welds & Bonds	0	0.00%
Other	3	<0.01%
Extrinsic Factors	150	0.30%
<b>Total</b>	<b>238</b>	<b>0.48%</b>



YEAR	2	4	6	8	10	12	AT 160 MONTHS
SURVIVAL PROBABILITY	99.56%	99.27%	98.82%	98.17%	97.33%	96.45%	95.52%
± 1 STANDARD ERROR	0.03%	0.04%	0.06%	0.09%	0.12%	0.21%	0.50%
SAMPLE SIZE	40,590	31,940	23,120	14,700	7,610	2,550	260

\*Optim™ lead insulation is a copolymer of silicone and polyurethane.

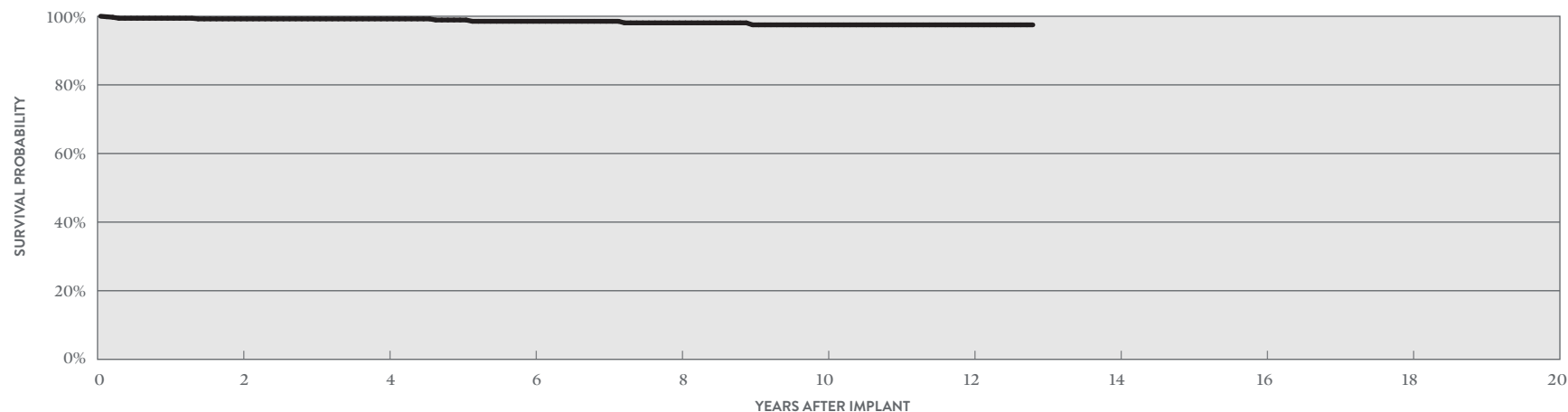
# Pacing Leads

## ACTIVELY MONITORED STUDY DATA

### Tendril™ ST Optim™

#### MODELS 1882T & 1882TC

		QUALIFYING COMPLICATIONS			MALFUNCTIONS		
			QTY	RATE		QTY	RATE
US Regulatory Approval	June 2006	Abnormal Pacing Impedance	1	0.14%	Conductor Fracture	0	0.00%
Number of Devices Enrolled in Study	690	Extracardiac Stimulation	1	0.14%	Insulation Breach	3	0.43%
Active Devices Enrolled in Study	177	Failure to Capture	1	0.14%	Crimps, Welds & Bonds	0	0.00%
Cumulative Months of Follow-up	43,993	Failure to Sense	1	0.14%	Other	0	0.00%
Insulation	Optim™*	Lead Dislodgement	2	0.29%	Extrinsic Factors	0	0.00%
Type and/or Fixation	Active	Oversensing	2	0.29%	<b>Total</b>	<b>3</b>	<b>0.43%</b>
Polarity	Bipolar	Skin Erosion	1	0.14%			
Steroid	Yes						



YEAR	2	4	6	8	10	12	AT 154 MONTHS
SURVIVAL PROBABILITY	99.23%	99.23%	98.53%	98.07%	97.49%	97.49%	97.49%
± 1 STANDARD ERROR	0.34%	0.34%	0.60%	0.75%	0.95%	0.95%	0.95%
SAMPLE SIZE	560	380	250	210	160	110	50

\*Optim™ lead insulation is a copolymer of silicone and polyurethane.

# Pacing Leads

## CUSTOMER REPORTED PERFORMANCE DATA

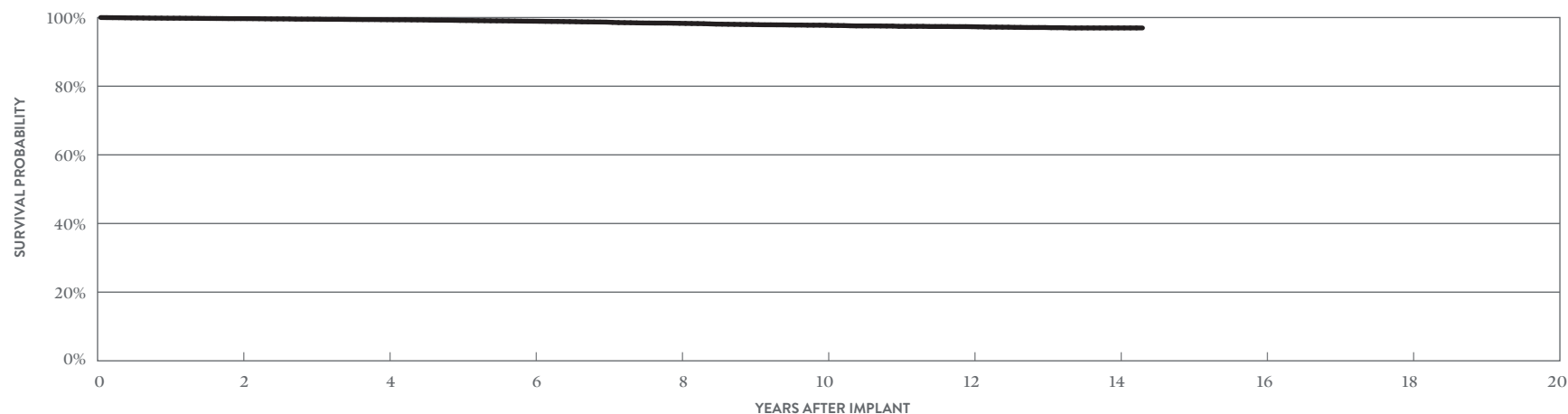
### Tendril™

#### MODELS 1782T & 1782TC

US Regulatory Approval	February 2006
Registered US Implants	16,412
Estimated Active US Implants	5,119
Insulation	Silicone
Type and/or Fixation	Active
Polarity	Bipolar
Steroid	Yes
Number of US Advisories	None

	ACUTE OBSERVATIONS (POST IMPLANT, ≤30 DAYS)		CHRONIC COMPLICATIONS (>30 DAYS)	
	QTY	RATE	QTY	RATE
Cardiac Perforation	6	0.04%	0	0.00%
Conductor Fracture	0	0.00%	6	0.04%
Lead Dislodgement	13	0.08%	53	0.32%
Failure to Capture	5	0.03%	55	0.34%
Oversensing	0	0.00%	73	0.44%
Failure to Sense	0	0.00%	8	0.05%
Insulation Breach	0	0.00%	5	0.03%
Abnormal Pacing Impedance	2	0.01%	19	0.12%
Extracardiac Stimulation	1	<0.01%	1	<0.01%
Other	2	0.01%	4	0.02%
<b>Total</b>	<b>29</b>	<b>0.18%</b>	<b>224</b>	<b>1.36%</b>
<b>Total Returned for Analysis</b>	<b>16</b>		<b>71</b>	

MALFUNCTIONS	QTY	RATE
Conductor Fracture	1	<0.01%
Insulation Breach	44	0.27%
Crimps, Welds & Bonds	0	0.00%
Other	0	0.00%
Extrinsic Factors	50	0.30%
<b>Total</b>	<b>95</b>	<b>0.58%</b>



YEAR	2	4	6	8	10	12	14	AT 172 MONTHS
SURVIVAL PROBABILITY	99.69%	99.37%	98.93%	98.32%	97.76%	97.33%	96.97%	96.97%
± 1 STANDARD ERROR	0.05%	0.07%	0.10%	0.13%	0.16%	0.19%	0.23%	0.23%
SAMPLE SIZE	13,310	10,610	8,450	6,880	5,450	3,490	1,100	250

# Pacing Leads

## ACTIVELY MONITORED STUDY DATA

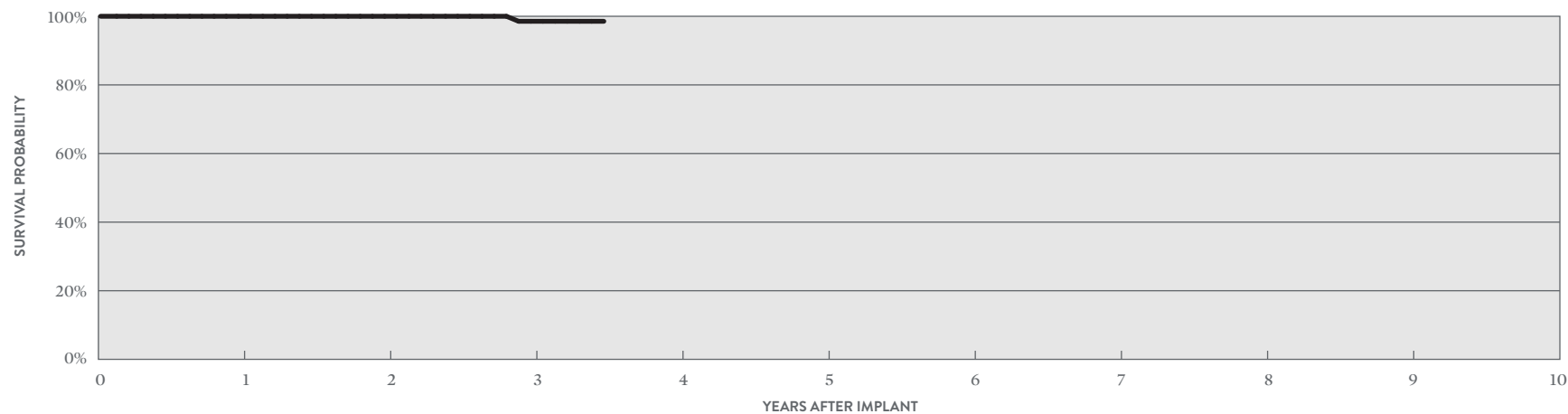
### Tendril™

#### MODELS 1782T & 1782TC

US Regulatory Approval	February 2006
Number of Devices Enrolled in Study	165
Active Devices Enrolled in Study	7
Cumulative Months of Follow-up	5,965
Insulation	Silicone
Type and/or Fixation	Active
Polarity	Bipolar
Steroid	Yes

QUALIFYING COMPLICATIONS	QTY	RATE
Oversensing	1	0.61%

MALFUNCTIONS	QTY	RATE
Conductor Fracture	0	0.00%
Insulation Breach	1	0.61%
Crimps, Welds & Bonds	0	0.00%
Other	0	0.00%
Extrinsic Factors	0	0.00%
<b>Total</b>	<b>1</b>	<b>0.61%</b>



YEAR	1	2	3	AT 42 MONTHS
SURVIVAL PROBABILITY	100.00%	100.00%	98.54%	98.54%
± 1 STANDARD ERROR	0.00%	0.00%	1.45%	1.45%
SAMPLE SIZE	150	120	80	60

# Pacing Leads

## CUSTOMER REPORTED PERFORMANCE DATA

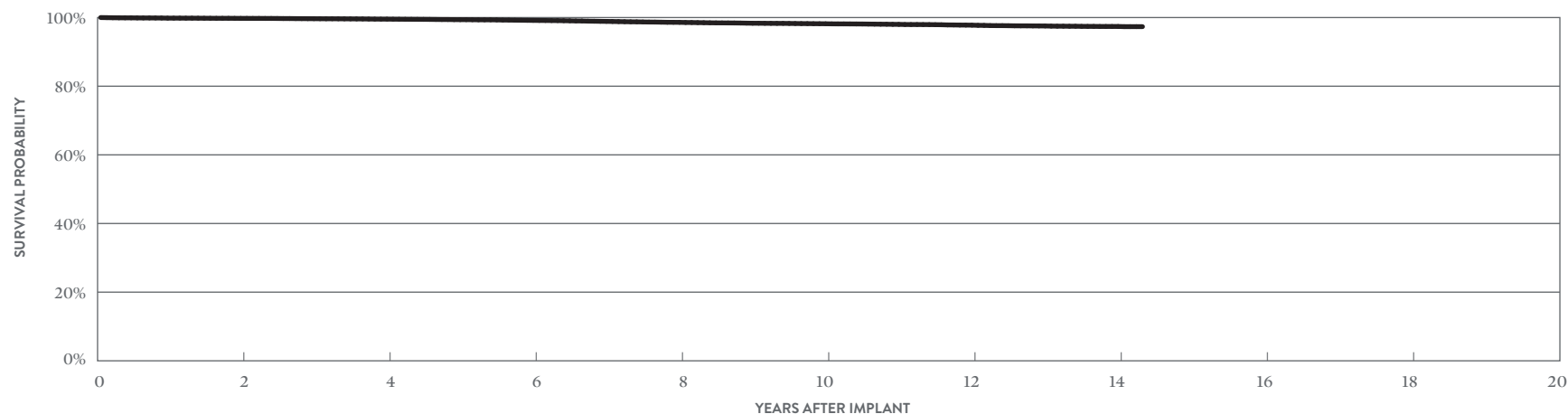
### Tendril™

#### MODELS 1788T & 1788TC

US Regulatory Approval	February 2006
Registered US Implants	65,263
Estimated Active US Implants	19,612
Insulation	Silicone
Type and/or Fixation	Active
Polarity	Bipolar
Steroid	Yes
Number of US Advisories	None

	ACUTE OBSERVATIONS (POST IMPLANT, ≤30 DAYS)		CHRONIC COMPLICATIONS (>30 DAYS)	
	QTY	RATE	QTY	RATE
Cardiac Perforation	12	0.02%	8	0.01%
Conductor Fracture	1	<0.01%	35	0.05%
Lead Dislodgement	31	0.05%	80	0.12%
Failure to Capture	31	0.05%	198	0.30%
Oversensing	4	<0.01%	264	0.40%
Failure to Sense	2	<0.01%	25	0.04%
Insulation Breach	1	<0.01%	33	0.05%
Abnormal Pacing Impedance	9	0.01%	54	0.08%
Extracardiac Stimulation	2	<0.01%	7	0.01%
Other	20	0.03%	34	0.05%
<b>Total</b>	<b>113</b>	<b>0.17%</b>	<b>738</b>	<b>1.13%</b>
<b>Total Returned for Analysis</b>	<b>49</b>		<b>164</b>	

MALFUNCTIONS	QTY	RATE
Conductor Fracture	10	0.02%
Insulation Breach	122	0.19%
Crimps, Welds & Bonds	1	<0.01%
Other	1	<0.01%
Extrinsic Factors	106	0.16%
<b>Total</b>	<b>240</b>	<b>0.37%</b>



YEAR	2	4	6	8	10	12	14	AT 172 MONTHS
SURVIVAL PROBABILITY	99.76%	99.54%	99.17%	98.60%	98.19%	97.78%	97.40%	97.35%
± 1 STANDARD ERROR	0.02%	0.03%	0.04%	0.06%	0.07%	0.09%	0.10%	0.12%
SAMPLE SIZE	52,340	41,000	33,080	27,300	23,260	17,910	6,300	340



# Pacing Leads

## ACTIVELY MONITORED STUDY DATA

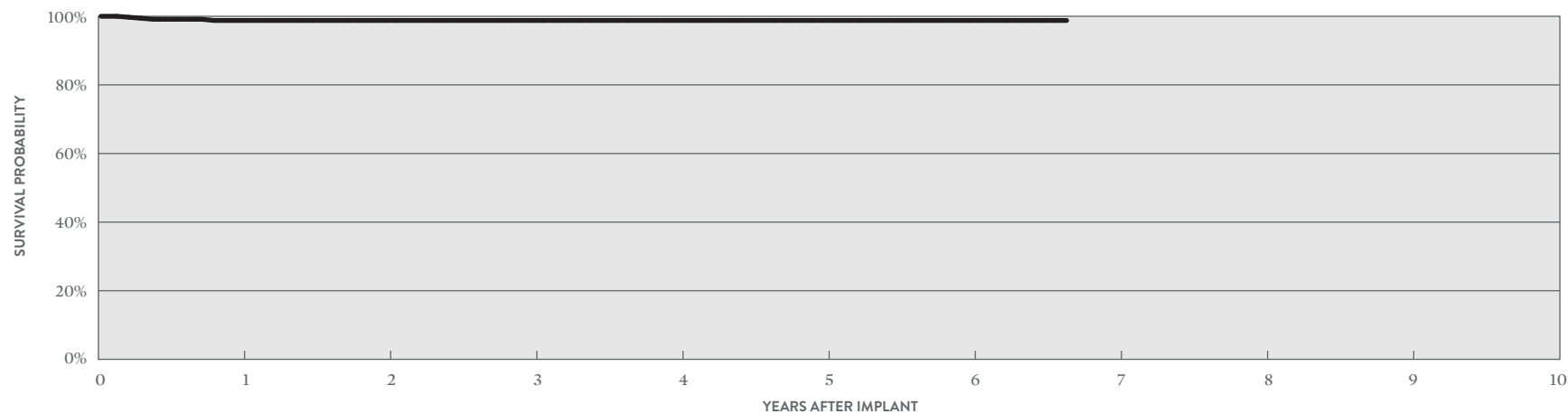
### Tendril™

#### MODELS 1788T & 1788TC

US Regulatory Approval	February 2006
Number of Devices Enrolled in Study	363
Active Devices Enrolled in Study	32
Cumulative Months of Follow-up	13,606
Insulation	Silicone
Type and/or Fixation	Active
Polarity	Bipolar
Steroid	Yes

QUALIFYING COMPLICATIONS	QTY	RATE
Extracardiac Stimulation	1	0.28%
Lead Dislodgement	3	0.83%

MALFUNCTIONS	QTY	RATE
Conductor Fracture	0	0.00%
Insulation Breach	2	0.55%
Crimps, Welds & Bonds	0	0.00%
Other	0	0.00%
Extrinsic Factors	0	0.00%
<b>Total</b>	<b>2</b>	<b>0.55%</b>



YEAR	1	2	3	4	5	6	AT 80 MONTHS
SURVIVAL PROBABILITY	98.78%	98.78%	98.78%	98.78%	98.78%	98.78%	98.78%
± 1 STANDARD ERROR	0.61%	0.61%	0.61%	0.61%	0.61%	0.61%	0.61%
SAMPLE SIZE	310	240	170	100	70	60	50

# Pacing Leads

## CUSTOMER REPORTED PERFORMANCE DATA

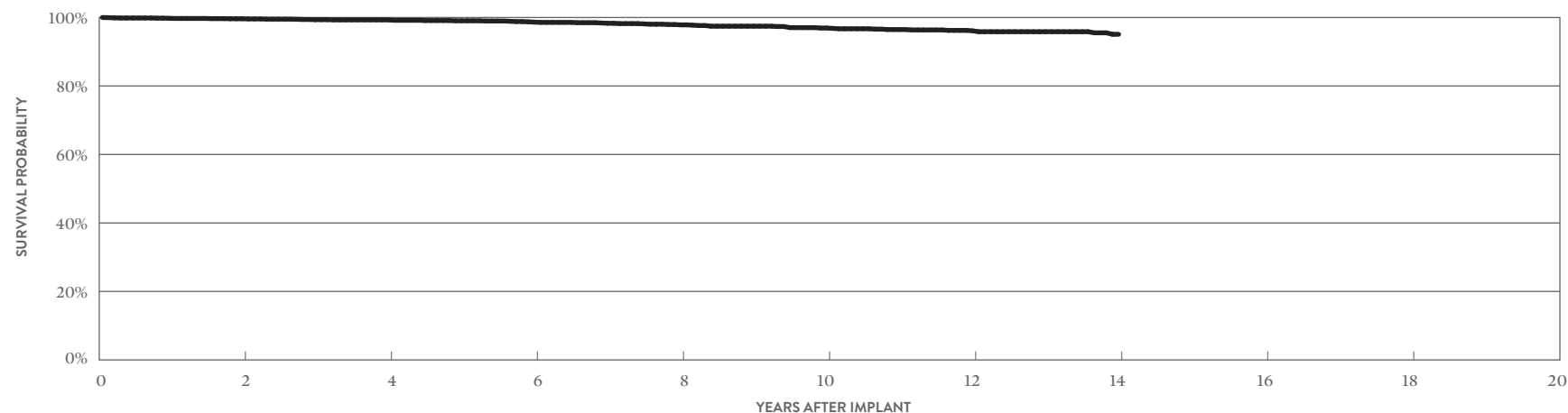
### IsoFlex™ P

#### MODEL 1648T

US Regulatory Approval	April 2005
Registered US Implants	2,836
Estimated Active US Implants	792
Insulation	Polyurethane
Type and/or Fixation	Passive
Polarity	Bipolar
Steroid	Yes
Number of US Advisories	None

	ACUTE OBSERVATIONS (POST IMPLANT, ≤30 DAYS)		CHRONIC COMPLICATIONS (>30 DAYS)	
	QTY	RATE	QTY	RATE
Cardiac Perforation	0	0.00%	0	0.00%
Conductor Fracture	0	0.00%	6	0.21%
Lead Dislodgement	2	0.07%	2	0.07%
Failure to Capture	2	0.07%	16	0.56%
Oversensing	0	0.00%	2	0.07%
Failure to Sense	1	0.04%	1	0.04%
Insulation Breach	0	0.00%	14	0.49%
Abnormal Pacing Impedance	0	0.00%	4	0.14%
Extracardiac Stimulation	1	0.04%	0	0.00%
Other	0	0.00%	6	0.21%
<b>Total</b>	<b>6</b>	<b>0.21%</b>	<b>51</b>	<b>1.80%</b>
<b>Total Returned for Analysis</b>	<b>1</b>		<b>8</b>	

MALFUNCTIONS	QTY	RATE
Conductor Fracture	0	0.00%
Insulation Breach	16	0.56%
Crimps, Welds & Bonds	0	0.00%
Other	2	0.07%
Extrinsic Factors	6	0.21%
<b>Total</b>	<b>24</b>	<b>0.85%</b>



YEAR	2	4	6	8	10	12	14
<b>SURVIVAL PROBABILITY</b>	99.63%	99.30%	98.65%	97.85%	96.93%	96.11%	95.09%
<b>± 1 STANDARD ERROR</b>	0.13%	0.18%	0.27%	0.37%	0.49%	0.56%	0.81%
<b>SAMPLE SIZE</b>	2,170	1,680	1,310	1,070	920	790	210

# Pacing Leads

## CUSTOMER REPORTED PERFORMANCE DATA

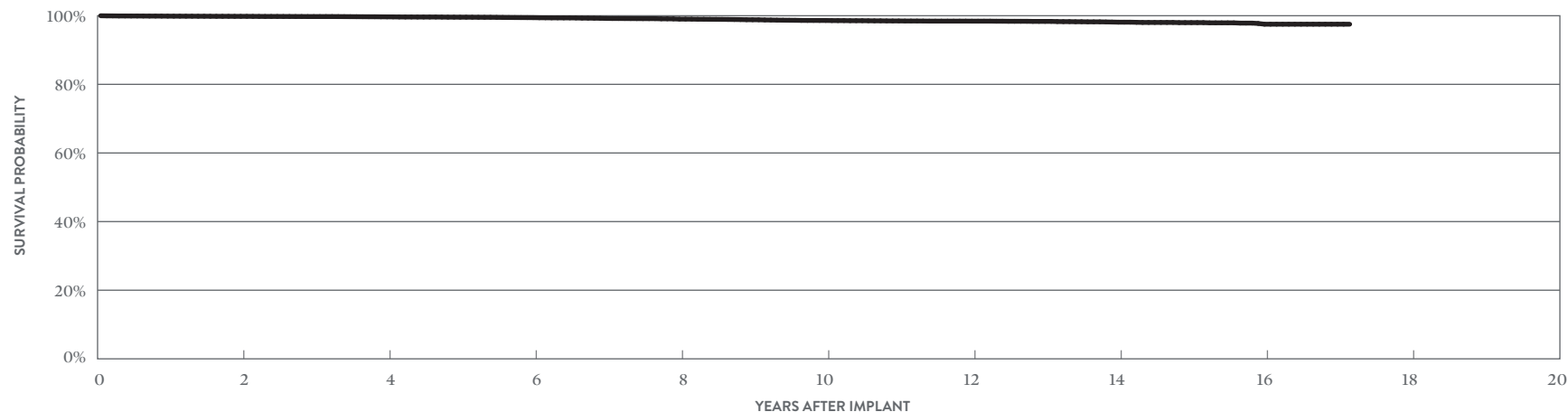
### IsoFlex™ S

#### MODEL 1642T

US Regulatory Approval	May 2002
Registered US Implants	27,143
Estimated Active US Implants	7,255
Insulation	Silicone
Type and/or Fixation	Passive
Polarity	Bipolar
Steroid	Yes
Number of US Advisories	None

	ACUTE OBSERVATIONS (POST IMPLANT, ≤30 DAYS)		CHRONIC COMPLICATIONS (>30 DAYS)	
	QTY	RATE	QTY	RATE
Cardiac Perforation	0	0.00%	0	0.00%
Conductor Fracture	1	<0.01%	11	0.04%
Lead Dislodgement	49	0.18%	43	0.16%
Failure to Capture	6	0.02%	68	0.25%
Oversensing	0	0.00%	58	0.21%
Failure to Sense	3	0.01%	17	0.06%
Insulation Breach	0	0.00%	6	0.02%
Abnormal Pacing Impedance	3	0.01%	15	0.06%
Extracardiac Stimulation	1	<0.01%	2	<0.01%
Other	0	0.00%	5	0.02%
<b>Total</b>	<b>63</b>	<b>0.23%</b>	<b>225</b>	<b>0.83%</b>
<b>Total Returned for Analysis</b>	<b>39</b>		<b>38</b>	

MALFUNCTIONS	QTY	RATE
Conductor Fracture	0	0.00%
Insulation Breach	35	0.13%
Crimps, Welds & Bonds	1	<0.01%
Other	2	<0.01%
Extrinsic Factors	22	0.08%
<b>Total</b>	<b>60</b>	<b>0.22%</b>



YEAR	2	4	6	8	10	12	14	16	AT 206 MONTHS
SURVIVAL PROBABILITY	99.82%	99.67%	99.44%	99.02%	98.62%	98.42%	98.12%	97.53%	97.53%
± 1 STANDARD ERROR	0.03%	0.04%	0.06%	0.08%	0.10%	0.12%	0.14%	0.22%	0.27%
SAMPLE SIZE	21,860	17,420	13,740	11,070	8,790	6,210	3,460	1,310	230

# Pacing Leads

## CUSTOMER REPORTED PERFORMANCE DATA

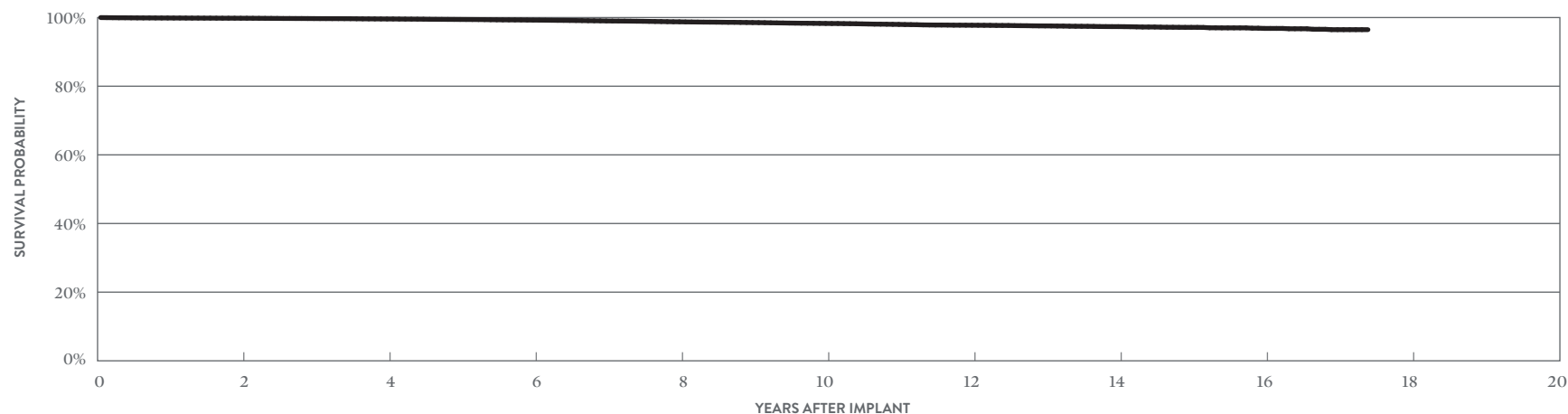
### IsoFlex™ S

#### MODEL 1646T

US Regulatory Approval	May 2002
Registered US Implants	90,420
Estimated Active US Implants	23,376
Insulation	Silicone
Type and/or Fixation	Passive
Polarity	Bipolar
Steroid	Yes
Number of US Advisories	None

	ACUTE OBSERVATIONS (POST IMPLANT, ≤30 DAYS)		CHRONIC COMPLICATIONS (>30 DAYS)	
	QTY	RATE	QTY	RATE
Cardiac Perforation	4	<0.01%	2	<0.01%
Conductor Fracture	2	<0.01%	123	0.14%
Lead Dislodgement	37	0.04%	36	0.04%
Failure to Capture	35	0.04%	383	0.42%
Oversensing	2	<0.01%	198	0.22%
Failure to Sense	2	<0.01%	14	0.02%
Insulation Breach	2	<0.01%	48	0.05%
Abnormal Pacing Impedance	6	<0.01%	135	0.15%
Extracardiac Stimulation	0	0.00%	7	<0.01%
Other	2	<0.01%	32	0.04%
<b>Total</b>	<b>92</b>	<b>0.10%</b>	<b>978</b>	<b>1.08%</b>
<b>Total Returned for Analysis</b>	<b>38</b>		<b>126</b>	

MALFUNCTIONS	QTY	RATE
Conductor Fracture	22	0.02%
Insulation Breach	77	0.09%
Crimps, Welds & Bonds	0	0.00%
Other	6	<0.01%
Extrinsic Factors	75	0.08%
<b>Total</b>	<b>180</b>	<b>0.20%</b>



YEAR	2	4	6	8	10	12	14	16	AT 209 MONTHS
SURVIVAL PROBABILITY	99.80%	99.58%	99.25%	98.76%	98.28%	97.76%	97.36%	96.83%	96.47%
± 1 STANDARD ERROR	0.02%	0.02%	0.04%	0.05%	0.06%	0.08%	0.10%	0.14%	0.22%
SAMPLE SIZE	71,320	55,360	43,110	34,710	27,580	19,380	10,640	3,930	280

# Pacing Leads

## ACTIVELY MONITORED STUDY DATA

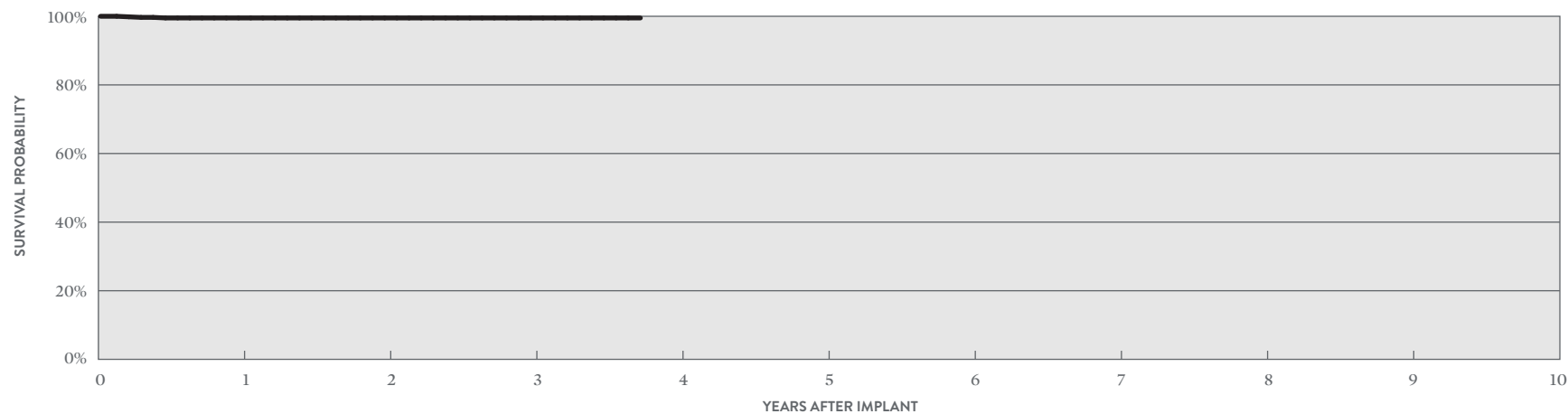
### IsoFlex™ S

#### MODEL 1646T

US Regulatory Approval	May 2002
Number of Devices Enrolled in Study	641
Active Devices Enrolled in Study	3
Cumulative Months of Follow-up	15,899
Insulation	Silicone
Type and/or Fixation	Passive
Polarity	Bipolar
Steroid	Yes

QUALIFYING COMPLICATIONS	QTY	RATE
Failure to Capture	2	0.31%
Lead Dislodgement	1	0.16%

MALFUNCTIONS	QTY	RATE
Conductor Fracture	0	0.00%
Insulation Breach	0	0.00%
Crimps, Welds & Bonds	0	0.00%
Other	0	0.00%
Extrinsic Factors	0	0.00%
<b>Total</b>	<b>0</b>	<b>0.00%</b>



YEAR	1	2	3	AT 45 MONTHS
SURVIVAL PROBABILITY	99.51%	99.51%	99.51%	99.51%
± 1 STANDARD ERROR	0.28%	0.28%	0.28%	0.28%
SAMPLE SIZE	570	410	250	60

# Pacing Leads

## CUSTOMER REPORTED PERFORMANCE DATA

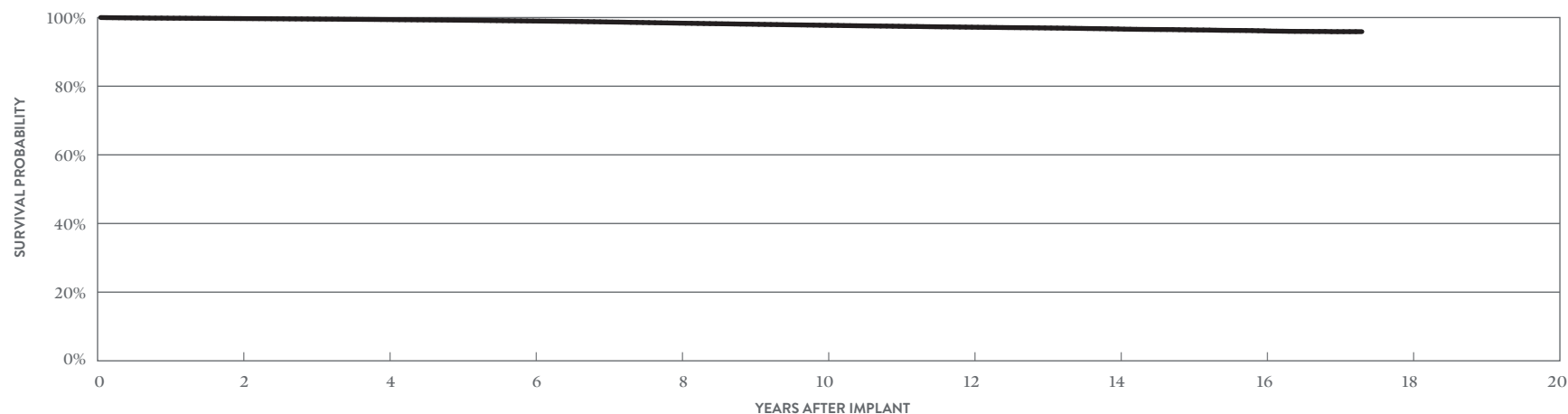
### Tendril™ SDX

#### MODELS 1688T & 1688TC

US Regulatory Approval	June 2003
Registered US Implants	491,740
Estimated Active US Implants	151,432
Insulation	Silicone
Type and/or Fixation	Active
Polarity	Bipolar
Steroid	Yes
Number of US Advisories	None

	ACUTE OBSERVATIONS (POST IMPLANT, ≤30 DAYS)		CHRONIC COMPLICATIONS (>30 DAYS)	
	QTY	RATE	QTY	RATE
Cardiac Perforation	81	0.02%	43	<0.01%
Conductor Fracture	6	<0.01%	592	0.12%
Lead Dislodgement	322	0.07%	616	0.13%
Failure to Capture	203	0.04%	1696	0.34%
Oversensing	24	<0.01%	2075	0.42%
Failure to Sense	34	<0.01%	168	0.03%
Insulation Breach	10	<0.01%	249	0.05%
Abnormal Pacing Impedance	30	<0.01%	643	0.13%
Extracardiac Stimulation	8	<0.01%	49	<0.01%
Other	68	0.01%	203	0.04%
<b>Total</b>	<b>786</b>	<b>0.16%</b>	<b>6334</b>	<b>1.29%</b>
<b>Total Returned for Analysis</b>	<b>352</b>		<b>1564</b>	

MALFUNCTIONS	QTY	RATE
Conductor Fracture	217	0.04%
Insulation Breach	1032	0.21%
Crimps, Welds & Bonds	2	<0.01%
Other	21	<0.01%
Extrinsic Factors	848	0.17%
<b>Total</b>	<b>2120</b>	<b>0.43%</b>



YEAR	2	4	6	8	10	12	14	16	AT 208 MONTHS
SURVIVAL PROBABILITY	99.70%	99.41%	98.99%	98.37%	97.74%	97.19%	96.67%	96.13%	95.89%
± 1 STANDARD ERROR	0.01%	0.01%	0.02%	0.03%	0.03%	0.04%	0.05%	0.07%	0.11%
SAMPLE SIZE	398,310	312,550	234,150	169,580	121,650	83,470	51,610	16,690	280

# Pacing Leads

## ACTIVELY MONITORED STUDY DATA

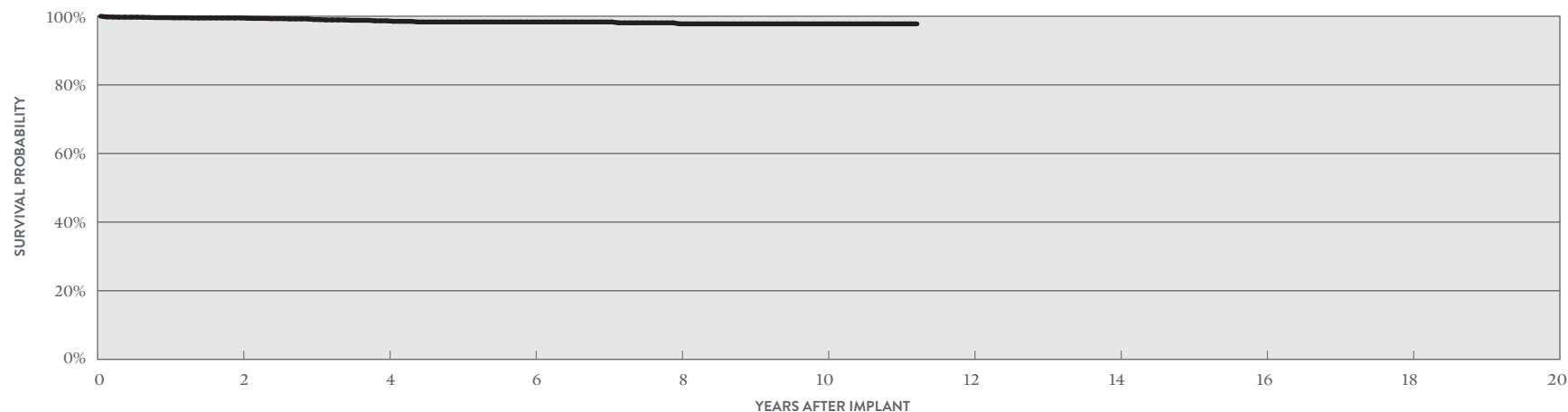
### Tendril™ SDX

#### MODELS 1688T & 1688TC

US Regulatory Approval	June 2003
Number of Devices Enrolled in Study	2,645
Active Devices Enrolled in Study	328
Cumulative Months of Follow-up	104,441
Insulation	Silicone
Type and/or Fixation	Active
Polarity	Bipolar
Steroid	Yes

QUALIFYING COMPLICATIONS	QTY	RATE
Abnormal Pacing Impedance	5	0.19%
Conductor Fracture	3	0.11%
Failure to Capture	3	0.11%
Insulation Breach	3	0.11%
Lead Dislodgement	6	0.23%
Oversensing	3	0.11%
Pericardial Effusion	1	0.04%
Skin Erosion	1	0.04%

MALFUNCTIONS	QTY	RATE
Conductor Fracture	1	0.04%
Insulation Breach	5	0.19%
Crimps, Welds & Bonds	0	0.00%
Other	0	0.00%
Extrinsic Factors	5	0.19%
<b>Total</b>	<b>11</b>	<b>0.42%</b>



YEAR	2	4	6	8	10	AT 135 MONTHS
SURVIVAL PROBABILITY	99.50%	98.67%	98.33%	97.78%	97.78%	97.78%
± 1 STANDARD ERROR	0.14%	0.32%	0.40%	0.47%	0.56%	0.56%
SAMPLE SIZE	1,840	850	460	360	210	60

SUMMARY INFORMATION  
Pacing Leads



## Pacing Leads

### Survival Probability Summary

MODELS	FAMILY	1 YEAR	2 YEAR	3 YEAR	4 YEAR	5 YEAR	6 YEAR	7 YEAR	8 YEAR	9 YEAR	10 YEAR
LPA1200M	Tendril MRI™	99.77%	99.58%	99.36%	99.12%	98.89%	98.34%	98.26%	98.06%		
2088TC	Tendril™ STS	99.71%	99.53%	99.35%	99.15%	98.94%	98.71%	98.46%	98.11%	97.68%	97.03%
1999	OptiSense™ Optim™	99.67%	99.45%	99.26%	99.07%	98.86%	98.61%	98.31%	97.97%	97.34%	96.73%
1944	IsoFlex™ Optim™	99.60%	99.42%	99.26%	99.13%	98.93%	98.68%	98.35%	98.06%	97.57%	97.06%
1948	IsoFlex™ Optim™	99.77%	99.58%	99.35%	99.09%	98.80%	98.54%	98.12%	97.71%	97.23%	96.47%
1699T/TC	OptiSense™	99.80%	99.70%	99.56%	99.48%	99.25%	99.01%	98.76%	98.43%	98.18%	97.93%
1888T/TC	Tendril™ ST Optim™	99.77%	99.60%	99.39%	99.15%	98.85%	98.49%	98.08%	97.62%	97.13%	96.68%
1882T/TC	Tendril™ ST Optim™	99.71%	99.56%	99.42%	99.27%	99.08%	98.82%	98.49%	98.17%	97.74%	97.33%
1782T/TC	Tendril™	99.81%	99.69%	99.52%	99.37%	99.15%	98.93%	98.67%	98.32%	97.96%	97.76%
1788T/TC	Tendril™	99.83%	99.76%	99.66%	99.54%	99.38%	99.17%	98.88%	98.60%	98.34%	98.19%
1648T	IsoFlex™ P	99.76%	99.63%	99.36%	99.30%	99.04%	98.65%	98.31%	97.85%	97.46%	96.93%
1642T	IsoFlex™ S	99.88%	99.82%	99.76%	99.67%	99.57%	99.44%	99.21%	99.02%	98.83%	98.62%
1646T	IsoFlex™ S	99.87%	99.80%	99.70%	99.58%	99.44%	99.25%	99.01%	98.76%	98.54%	98.28%
1688T/TC	Tendril™ SDX	99.82%	99.70%	99.56%	99.41%	99.22%	98.99%	98.72%	98.37%	98.06%	97.74%

# Pacing Leads

## Acute Observation Summary

### POST IMPLANT ≤30 DAYS

MODELS	US REGULATORY APPROVAL	REGISTERED US IMPLANTS	ESTIMATED ACTIVE US IMPLANTS	CARDIAC PERFORATION		CONDUCTOR FRACTURE		LEAD DISLODGEMENT		FAILURE TO CAPTURE		OVERSENSING		FAILURE TO SENSE		INSULATION BREACH		ABNORMAL PACING IMPEDANCE		EXTRACARDIAC STIMULATION		OTHER		TOTAL		TOTAL RETURNED FOR ANALYSIS
				QTY	RATE	QTY	RATE	QTY	RATE	QTY	RATE	QTY	RATE	QTY	RATE	QTY	RATE	QTY	RATE	QTY	RATE	QTY	RATE	QTY	RATE	
LPA1200M	Jan-17	160,339	111,463	41	0.03%	3	<0.01%	350	0.22%	53	0.03%	18	0.01%	26	0.02%	1	<0.01%	2	<0.01%	6	<0.01%	60	0.04%	560	0.35%	205
2088TC	May-09	860,923	494,613	191	0.02%	9	<0.01%	1160	0.13%	340	0.04%	97	0.01%	54	<0.01%	17	<0.01%	49	<0.01%	9	<0.01%	190	0.02%	2116	0.25%	770
1999	Oct-09	47,368	23,698	4	<0.01%	0	0.00%	64	0.14%	8	0.02%	10	0.02%	3	<0.01%	1	<0.01%	0	0.00%	0	0.00%	14	0.03%	104	0.22%	59
1944	Mar-08	19,316	9,246	0	0.00%	0	0.00%	96	0.50%	12	0.06%	1	<0.01%	3	0.02%	0	0.00%	0	0.00%	3	0.02%	4	0.02%	119	0.62%	58
1948	Mar-08	72,118	34,688	5	<0.01%	1	<0.01%	70	0.10%	46	0.06%	3	<0.01%	2	<0.01%	4	<0.01%	1	<0.01%	2	<0.01%	8	0.01%	142	0.20%	63
1699T/TC	May-07	22,886	7,832	1	<0.01%	0	0.00%	4	0.02%	4	0.02%	3	0.01%	8	0.03%	0	0.00%	0	0.00%	0	0.00%	2	<0.01%	22	0.10%	16
1888T/TC	Jun-06	301,981	110,310	41	0.01%	8	<0.01%	158	0.05%	88	0.03%	21	<0.01%	14	<0.01%	7	<0.01%	10	<0.01%	5	<0.01%	42	0.01%	394	0.13%	206
1882T/TC	Jun-06	49,644	21,653	4	<0.01%	0	0.00%	49	0.10%	12	0.02%	6	0.01%	3	<0.01%	0	0.00%	1	<0.01%	0	0.00%	15	0.03%	90	0.18%	49
1782T/TC	Feb-06	16,412	5,119	6	0.04%	0	0.00%	13	0.08%	5	0.03%	0	0.00%	0	0.00%	0	0.00%	2	0.01%	1	<0.01%	2	0.01%	29	0.18%	16
1788T/TC	Feb-06	65,263	19,612	12	0.02%	1	<0.01%	31	0.05%	31	0.05%	4	<0.01%	2	<0.01%	1	<0.01%	9	0.01%	2	<0.01%	20	0.03%	113	0.17%	49
1648T	Apr-05	2,836	792	0	0.00%	0	0.00%	2	0.07%	2	0.07%	0	0.00%	1	0.04%	0	0.00%	0	0.00%	1	0.04%	0	0.00%	6	0.21%	1
1642T	May-02	27,143	7,255	0	0.00%	1	<0.01%	49	0.18%	6	0.02%	0	0.00%	3	0.01%	0	0.00%	3	0.01%	1	<0.01%	0	0.00%	63	0.23%	39
1646T	May-02	90,420	23,376	4	<0.01%	2	<0.01%	37	0.04%	35	0.04%	2	<0.01%	2	<0.01%	2	<0.01%	6	<0.01%	0	0.00%	2	<0.01%	92	0.10%	38
1688T/TC	Jun-03	491,740	151,432	81	0.02%	6	<0.01%	322	0.07%	203	0.04%	24	<0.01%	34	<0.01%	10	<0.01%	30	<0.01%	8	<0.01%	68	0.01%	786	0.16%	352

## Chronic Complication Summary

### >30 DAYS

MODELS	US REGULATORY APPROVAL	REGISTERED US IMPLANTS	ESTIMATED ACTIVE US IMPLANTS	CARDIAC PERFORATION		CONDUCTOR FRACTURE		LEAD DISLODGEMENT		FAILURE TO CAPTURE		OVERSENSING		FAILURE TO SENSE		INSULATION BREACH		ABNORMAL PACING IMPEDANCE		EXTRACARDIAC STIMULATION		OTHER		TOTAL		TOTAL RETURNED FOR ANALYSIS
				QTY	RATE	QTY	RATE	QTY	RATE	QTY	RATE	QTY	RATE	QTY	RATE	QTY	RATE	QTY	RATE	QTY	RATE	QTY	RATE	QTY	RATE	
LPA1200M	Jan-17	160,339	111,463	16	<0.01%	58	0.04%	324	0.20%	158	0.10%	268	0.17%	28	0.02%	15	<0.01%	31	0.02%	8	<0.01%	29	0.02%	935	0.58%	286
2088TC	May-09	860,923	494,613	93	0.01%	367	0.04%	1647	0.19%	1358	0.16%	4349	0.51%	177	0.02%	345	0.04%	304	0.04%	56	<0.01%	264	0.03%	8960	1.04%	2527
1999	Oct-09	47,368	23,698	1	<0.01%	15	0.03%	186	0.39%	85	0.18%	369	0.78%	39	0.08%	47	0.10%	20	0.04%	2	<0.01%	22	0.05%	786	1.66%	227
1944	Mar-08	19,316	9,246	1	<0.01%	8	0.04%	64	0.33%	46	0.24%	136	0.70%	11	0.06%	9	0.05%	5	0.03%	1	<0.01%	5	0.03%	286	1.48%	45
1948	Mar-08	72,118	34,688	12	0.02%	113	0.16%	81	0.11%	229	0.32%	401	0.56%	4	<0.01%	83	0.12%	46	0.06%	7	<0.01%	23	0.03%	999	1.39%	158
1699T/TC	May-07	22,886	7,832	0	0.00%	19	0.08%	52	0.23%	52	0.23%	129	0.56%	34	0.15%	9	0.04%	23	0.10%	3	0.01%	9	0.04%	330	1.44%	83
1888T/TC	Jun-06	301,981	110,310	43	0.01%	312	0.10%	594	0.20%	1022	0.34%	3248	1.08%	135	0.04%	450	0.15%	272	0.09%	46	0.02%	159	0.05%	6281	2.08%	1512
1882T/TC	Jun-06	49,644	21,653	4	<0.01%	22	0.04%	157	0.32%	104	0.21%	339	0.68%	32	0.06%	48	0.10%	25	0.05%	3	<0.01%	30	0.06%	764	1.54%	199
1782T/TC	Feb-06	16,412	5,119	0	0.00%	6	0.04%	53	0.32%	55	0.34%	73	0.44%	8	0.05%	5	0.03%	19	0.12%	1	<0.01%	4	0.02%	224	1.36%	71
1788T/TC	Feb-06	65,263	19,612	8	0.01%	35	0.05%	80	0.12%	198	0.30%	264	0.40%	25	0.04%	33	0.05%	54	0.08%	7	0.01%	34	0.05%	738	1.13%	164
1648T	Apr-05	2,836	792	0	0.00%	6	0.21%	2	0.07%	16	0.56%	2	0.07%	1	0.04%	14	0.49%	4	0.14%	0	0.00%	6	0.21%	51	1.80%	8
1642T	May-02	27,143	7,255	0	0.00%	11	0.04%	43	0.16%	68	0.25%	58	0.21%	17	0.06%	6	0.02%	15	0.06%	2	<0.01%	5	0.02%	225	0.83%	38
1646T	May-02	90,420	23,376	2	<0.01%	123	0.14%	36	0.04%	383	0.42%	198	0.22%	14	0.02%	48	0.05%	135	0.15%	7	<0.01%	32	0.04%	978	1.08%	126
1688T/TC	Jun-03	491,740	151,432	43	<0.01%	592	0.12%	616	0.13%	1696	0.34%	2075	0.42%	168	0.03%	249	0.05%	643	0.13%	49	<0.01%	203	0.04%	6334	1.29%	1564

Definitions of observations and complications can be found on [page 7](#).

## Pacing Leads U.S. Malfunction Summary

MODELS	REGISTERED US IMPLANTS	PERCENT RETURNED FOR ANALYSIS	CONDUCTOR FRACTURE		INSULATION BREACH		CRIMPS, WELDS & BONDS		OTHER		EXTRINSIC FACTORS		TOTAL	
			QTY	RATE	QTY	RATE	QTY	RATE	QTY	RATE	QTY	RATE	QTY	RATE
LPA1200M	160,339	2.40%	37	0.02%	26	0.02%	0	0.00%	7	<0.01%	198	0.12%	268	0.17%
2088TC	860,923	3.80%	76	<0.01%	889	0.10%	0	0.00%	33	<0.01%	1710	0.20%	2708	0.31%
1999	47,368	4.80%	7	0.01%	63	0.13%	0	0.00%	7	0.01%	172	0.36%	249	0.53%
1944	19,316	7.40%	0	0.00%	13	0.07%	0	0.00%	1	<0.01%	37	0.19%	51	0.26%
1948	72,118	4.30%	15	0.02%	109	0.15%	0	0.00%	1	<0.01%	93	0.13%	218	0.30%
1699T/TC	22,886	5.50%	14	0.06%	38	0.17%	0	0.00%	0	0.00%	57	0.25%	109	0.48%
1888T/TC	301,981	5.10%	46	0.02%	975	0.32%	1	<0.01%	15	<0.01%	901	0.30%	1938	0.64%
1882T/TC	49,644	4.20%	2	<0.01%	83	0.17%	0	0.00%	3	<0.01%	150	0.30%	238	0.48%
1782T/TC	16,412	5.50%	1	<0.01%	44	0.27%	0	0.00%	0	0.00%	50	0.30%	95	0.58%
1788T/TC	65,263	5.80%	10	0.02%	122	0.19%	1	<0.01%	1	<0.01%	106	0.16%	240	0.37%
1648T	2,836	6.20%	0	0.00%	16	0.56%	0	0.00%	2	0.07%	6	0.21%	24	0.85%
1642T	27,143	5.60%	0	0.00%	35	0.13%	1	<0.01%	2	<0.01%	22	0.08%	60	0.22%
1646T	90,420	5.30%	22	0.02%	77	0.09%	0	0.00%	6	<0.01%	75	0.08%	180	0.20%
1688T/TC	491,740	5.30%	217	0.04%	1032	0.21%	2	<0.01%	21	<0.01%	848	0.17%	2120	0.43%

Definitions of malfunction categories can be found on [pages 8-9](#).

## Pacing Leads

### Worldwide Malfunction Summary

MODELS	WORLDWIDE SALES	PERCENT RETURNED FOR ANALYSIS	CONDUCTOR FRACTURE		INSULATION BREACH		CRIMPS, WELDS & BONDS		OTHER		EXTRINSIC FACTORS		TOTAL	
			QTY	RATE	QTY	RATE	QTY	RATE	QTY	RATE	QTY	RATE	QTY	RATE
LPA1200M	469,676	0.98%	70	0.01%	106	0.02%	0	0.00%	17	<0.01%	306	0.07%	499	0.11%
2088TC	2,843,129	1.23%	112	<0.01%	1262	0.04%	0	0.00%	82	<0.01%	2256	0.08%	3712	0.13%
1888T/TC	1,137,933	1.61%	72	0.01%	1281	0.11%	1	<0.01%	34	<0.01%	1282	0.11%	2670	0.23%

Definitions of malfunction categories can be found on [pages 8-9](#).

# Pacing Leads

## Actively Monitored Study Data Summary

### QUALIFYING COMPLICATIONS

MODELS	NUMBER OF DEVICES ENROLLED	ACTIVE DEVICES ENROLLED	CUMULATIVE MONTHS OF FOLLOW-UP	ABNORMAL PACING IMPEDANCE		CARDIAC PERFORATION		CONDUCTOR FRACTURE		EXTRACARDIAC STIMULATION		FAILURE TO CAPTURE		FAILURE TO SENSE		INSULATION BREACH		LEAD DISLODGE MENT		OVERSENSING		PERICARDIAL EFFUSION		SKIN EROSION		TOTAL	
				QTY	RATE	QTY	RATE	QTY	RATE	QTY	RATE	QTY	RATE	QTY	RATE	QTY	RATE	QTY	RATE	QTY	RATE	QTY	RATE	QTY	RATE	QTY	RATE
2088	3,886	1,216	237,461	1	0.03%	1	0.03%	8	0.21%	1	0.03%	11	0.28%	4	0.10%	8	0.21%	15	0.39%	16	0.41%	1	0.03%	0	0.00%	66	1.70%
1999	877	361	55,240	1	0.11%	0	0.00%	2	0.23%	0	0.00%	0	0.00%	2	0.23%	1	0.11%	11	1.25%	1	0.11%	0	0.00%	0	0.00%	18	2.05%
1944	104	28	6,736	0	0.00%	0	0.00%	0	0.00%	0	0.00%	0	0.00%	0	0.00%	0	0.00%	1	0.96%	0	0.00%	0	0.00%	0	0.00%	1	0.96%
1948	765	186	40,028	0	0.00%	0	0.00%	0	0.00%	0	0.00%	1	0.13%	0	0.00%	1	0.13%	2	0.26%	0	0.00%	0	0.00%	0	0.00%	4	0.52%
1699T/TC	1,451	245	79,802	1	0.07%	0	0.00%	2	0.14%	0	0.00%	4	0.28%	0	0.00%	1	0.07%	8	0.55%	1	0.07%	0	0.00%	0	0.00%	17	1.17%
1888T/TC	14,505	3,697	920,347	7	0.05%	2	0.01%	10	0.07%	4	0.03%	19	0.13%	5	0.03%	29	0.20%	58	0.40%	22	0.15%	0	0.00%	1	<0.01%	157	1.08%
1882T/TC	690	177	43,993	1	0.14%	0	0.00%	0	0.00%	1	0.14%	1	0.14%	1	0.14%	0	0.00%	2	0.29%	2	0.29%	0	0.00%	1	0.14%	9	1.30%
1782T/TC	165	7	5,965	0	0.00%	0	0.00%	0	0.00%	0	0.00%	0	0.00%	0	0.00%	0	0.00%	0	0.00%	1	0.61%	0	0.00%	0	0.00%	1	0.61%
1788T/TC	363	32	13,606	0	0.00%	0	0.00%	0	0.00%	1	0.28%	0	0.00%	0	0.00%	0	0.00%	3	0.83%	0	0.00%	0	0.00%	0	0.00%	4	1.10%
1646T	641	3	15,899	0	0.00%	0	0.00%	0	0.00%	0	0.00%	2	0.31%	0	0.00%	0	0.00%	1	0.16%	0	0.00%	0	0.00%	0	0.00%	3	0.47%
1688T/TC	2,645	328	104,441	5	0.19%	0	0.00%	3	0.11%	0	0.00%	3	0.11%	0	0.00%	3	0.11%	6	0.23%	3	0.11%	1	0.04%	1	0.04%	25	0.95%

A list of complications can be found on [page 12](#).

## Pacing Leads

### Actively Monitored Study Data Summary

#### MALFUNCTIONS

MODELS	NUMBER OF DEVICES ENROLLED	PERCENT RETURNED FOR ANALYSIS	CONDUCTOR FRACTURE		INSULATION BREACH		CRIMPS, WELDS & BONDS		OTHER		EXTRINSIC FACTORS		TOTAL	
			QTY	RATE	QTY	RATE	QTY	RATE	QTY	RATE	QTY	RATE	QTY	RATE
2088TC	3,886	5.00%	1	0.03%	13	0.33%	0	0.00%	0	0.00%	13	0.33%	27	0.69%
1999	877	6.70%	0	0.00%	6	0.68%	0	0.00%	0	0.00%	9	1.03%	15	1.71%
1944	104	2.90%	0	0.00%	0	0.00%	0	0.00%	0	0.00%	0	0.00%	0	0.00%
1948	765	6.40%	0	0.00%	5	0.65%	0	0.00%	0	0.00%	1	0.13%	6	0.78%
1699T/TC	1,451	3.60%	0	0.00%	3	0.21%	0	0.00%	0	0.00%	6	0.41%	9	0.62%
1888T/TC	14,505	4.30%	3	0.02%	27	0.19%	0	0.00%	0	0.00%	36	0.25%	66	0.46%
1882T/TC	690	5.10%	0	0.00%	3	0.43%	0	0.00%	0	0.00%	0	0.00%	3	0.43%
1782T/TC	165	5.50%	0	0.00%	1	0.61%	0	0.00%	0	0.00%	0	0.00%	1	0.61%
1788T/TC	363	5.20%	0	0.00%	2	0.55%	0	0.00%	0	0.00%	0	0.00%	2	0.55%
1646T	641	2.30%	0	0.00%	0	0.00%	0	0.00%	0	0.00%	0	0.00%	0	0.00%
1688T/TC	2,645	6.70%	1	0.04%	5	0.19%	0	0.00%	0	0.00%	5	0.19%	11	0.42%

Definitions of malfunction categories can be found on [pages 8-9](#).

# Implantable Cardiac Monitors (ICM) Devices

# Implantable Cardiac Monitors (ICMs) Devices

## CUSTOMER REPORTED PERFORMANCE DATA

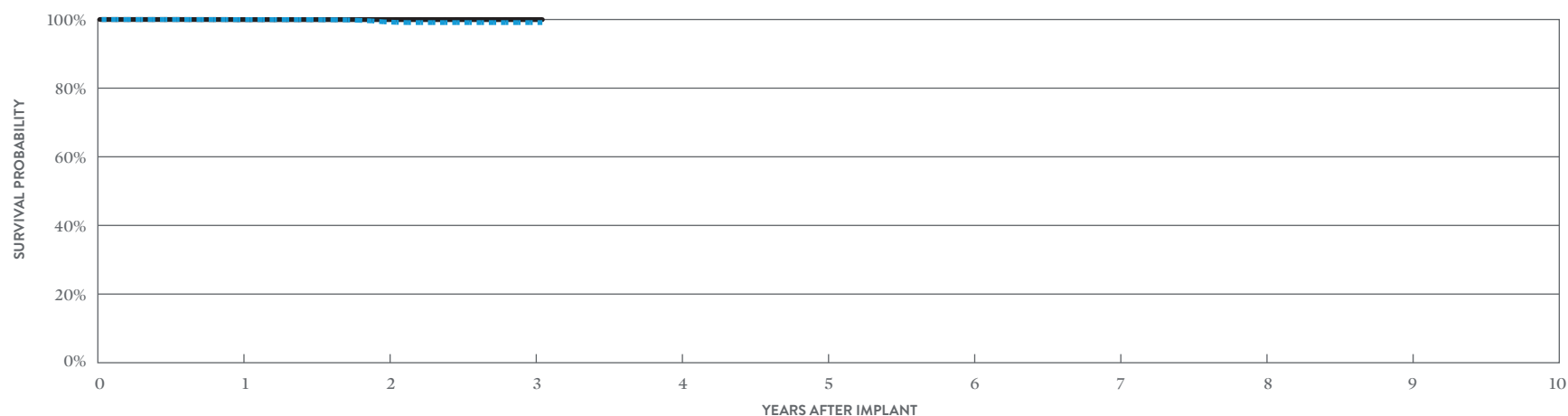
### Confirm Rx™ ICM

#### MODEL DM3500

US Regulatory Approval	September 2017
Registered US Implants	60,657
Estimated Active US Implants	49,014
Estimated Longevity	2 Years
Normal Battery Depletion	59
Number of US Advisories (see pg. 328)	One

#### MALFUNCTIONS

	QTY	RATE
Electrical Component	1	<0.01%
Electrical Interconnect	1	<0.01%
Battery	0	0.00%
Software/Firmware	0	0.00%
Mechanical	0	0.00%
Possible Early Battery Depletion	3	<0.01%
Other	0	0.00%
<b>Total</b>	<b>5</b>	<b>&lt;0.01%</b>



#### INCLUDING NORMAL BATTERY DEPLETION

YEAR	1	2	3	AT 37 MONTHS
SURVIVAL PROBABILITY	99.97%	99.31%	99.10%	99.10%
± 1 STANDARD ERROR	0.01%	0.05%	0.07%	0.07%
SAMPLE SIZE	48,140	25,440	7,980	720

#### EXCLUDING NORMAL BATTERY DEPLETION

YEAR	1	2	3	AT 37 MONTHS
SURVIVAL PROBABILITY	99.97%	99.97%	99.97%	99.97%
± 1 STANDARD ERROR	0.01%	0.01%	0.01%	0.01%



# Implantable Cardiac Monitors (ICMs) Devices

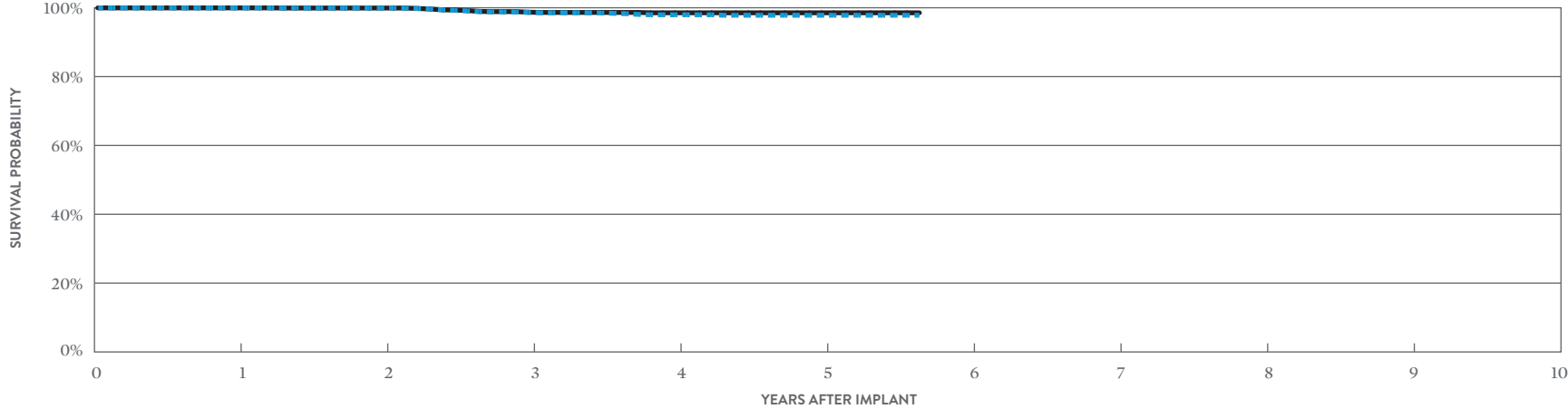
## CUSTOMER REPORTED PERFORMANCE DATA

### SJM Confirm™ ICM

#### MODEL DM2102

US Regulatory Approval	May 2014
Registered US Implants	5,750
Estimated Active US Implants	3,546
Estimated Longevity	3 Years
Normal Battery Depletion	7
Number of US Advisories (see pg. 329)	One

MALFUNCTIONS		
	QTY	RATE
Electrical Component	17	0.30%
Electrical Interconnect	0	0.00%
Battery	0	0.00%
Software/Firmware	0	0.00%
Mechanical	0	0.00%
Possible Early Battery Depletion	1	0.02%
Other	2	0.03%
<b>Total</b>	<b>20</b>	<b>0.35%</b>



#### INCLUDING NORMAL BATTERY DEPLETION

YEAR	1	2	3	4	5	AT 68 MONTHS
SURVIVAL PROBABILITY	99.96%	99.92%	98.62%	97.96%	97.82%	97.82%
± 1 STANDARD ERROR	0.03%	0.04%	0.19%	0.26%	0.28%	0.28%
SAMPLE SIZE	5,120	4,070	3,270	2,320	1,230	240

#### EXCLUDING NORMAL BATTERY DEPLETION

YEAR	1	2	3	4	5	AT 68 MONTHS
SURVIVAL PROBABILITY	99.96%	99.92%	98.71%	98.54%	98.54%	98.54%
± 1 STANDARD ERROR	0.03%	0.04%	0.18%	0.21%	0.21%	0.21%

# Implantable Cardiac Monitors (ICMs) Devices

## CUSTOMER REPORTED PERFORMANCE DATA

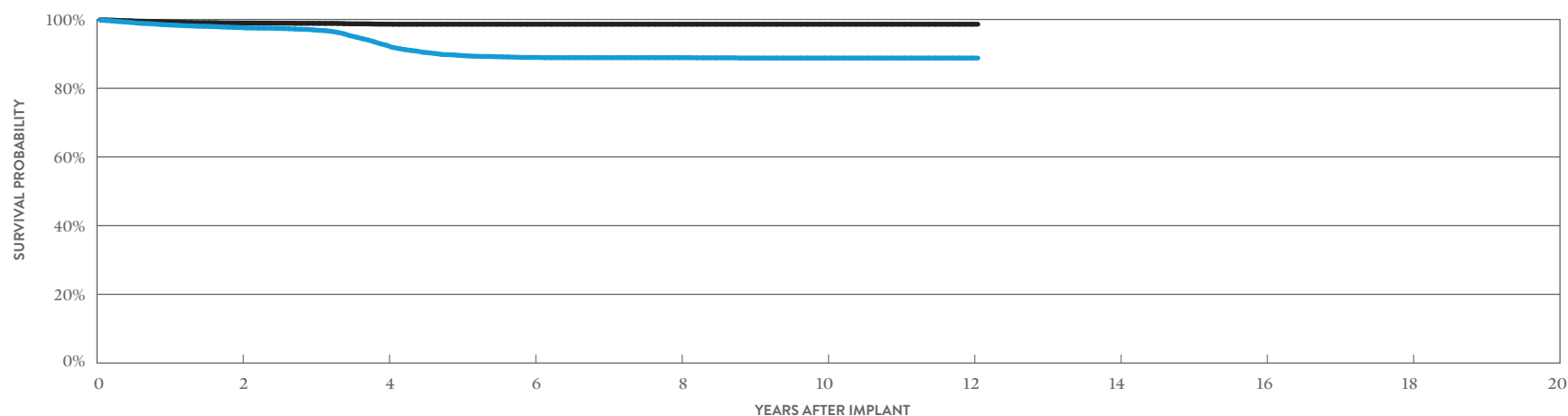
### SJM Confirm™ ICM

#### MODEL DM2100

US Regulatory Approval	August 2008
Registered US Implants	18,687
Estimated Active US Implants	6,065
Estimated Longevity	3 Years
Normal Battery Depletion	415
Number of US Advisories (see pg. 329)	One

#### MALFUNCTIONS

	QTY	RATE
Electrical Component	13	0.07%
Electrical Interconnect	1	<0.01%
Battery	17	0.09%
Software/Firmware	8	0.04%
Mechanical	0	0.00%
Possible Early Battery Depletion	5	0.03%
Other	33	0.18%
<b>Total</b>	<b>77</b>	<b>0.41%</b>



#### INCLUDING NORMAL BATTERY DEPLETION

YEAR	2	4	6	8	10	12	AT 145 MONTHS
SURVIVAL PROBABILITY	97.65%	92.49%	88.95%	88.89%	88.78%	88.78%	88.78%
± 1 STANDARD ERROR	0.12%	0.24%	0.31%	0.31%	0.31%	0.31%	0.31%
SAMPLE SIZE	12,850	9,760	7,700	4,900	2,210	550	210

#### EXCLUDING NORMAL BATTERY DEPLETION

YEAR	2	4	6	8	10	12	AT 145 MONTHS
SURVIVAL PROBABILITY	98.98%	98.65%	98.62%	98.62%	98.62%	98.62%	98.62%
± 1 STANDARD ERROR	0.08%	0.10%	0.10%	0.10%	0.10%	0.10%	0.10%

**SUMMARY INFORMATION**  
**Implantable Cardiac  
Monitors (ICMS)**

## Implantable Cardiac Monitors (ICMs) Devices

### Survival Probability Summary

#### INCLUDING NORMAL BATTERY DEPLETION

MODELS	FAMILY	1 YEAR	2 YEAR	3 YEAR	4 YEAR	5 YEAR	6 YEAR	7 YEAR	8 YEAR	9 YEAR	10 YEAR
DM3500	Confirm Rx™ ICM	99.97%	99.31%	99.10%							
DM2102	SJM Confirm™ ICM	99.96%	99.92%	98.62%	97.96%	97.82%					
DM2100	SJM Confirm™ ICM	98.44%	97.65%	96.99%	92.49%	89.53%	88.95%	88.89%	88.89%	88.78%	88.78%

#### EXCLUDING NORMAL BATTERY DEPLETION

MODELS	FAMILY	1 YEAR	2 YEAR	3 YEAR	4 YEAR	5 YEAR	6 YEAR	7 YEAR	8 YEAR	9 YEAR	10 YEAR
DM3500	Confirm Rx™ ICM	99.97%	99.97%	99.97%							
DM2102	SJM Confirm™ ICM	99.96%	99.92%	98.71%	98.54%	98.54%					
DM2100	SJM Confirm™ ICM	99.30%	98.98%	98.88%	98.65%	98.62%	98.62%	98.62%	98.62%	98.62%	98.62%

## Implantable Cardiac Monitors (ICMs) Devices

### US Malfunction Summary

MODELS	FAMILY	REGISTERED US IMPLANTS	PERCENT RETURNED FOR ANALYSIS	ELECTRICAL COMPONENT		ELECTRICAL INTERCONNECT		BATTERY		SOFTWARE/ FIRMWARE		MECHANICAL		POSSIBLE EARLY BATTERY DEPLETION		OTHER		TOTAL	
				QTY	RATE	QTY	RATE	QTY	RATE	QTY	RATE	QTY	RATE	QTY	RATE	QTY	RATE	QTY	RATE
DM3500	Confirm Rx™ ICM	60,657	1.70%	1	<0.01%	1	<0.01%	0	0.00%	0	0.00%	0	0.00%	3	<0.01%	0	0.00%	5	<0.01%
DM2102	SJM Confirm™ ICM	5,750	1.50%	17	0.30%	0	0.00%	0	0.00%	0	0.00%	0	0.00%	1	0.02%	2	0.03%	20	0.35%
DM2100	SJM Confirm™ ICM	18,687	13.30%	13	0.07%	1	<0.01%	17	0.09%	8	0.04%	0	0.00%	5	0.03%	33	0.18%	77	0.41%

Definitions of malfunction categories can be found on [pages 5-6](#).

## Focus on Clinical Performance

## ICD Premature Battery Depletion Advisory Update – June 2021

Since the original October 11, 2016 communication, Abbott (formerly St. Jude Medical) has continued to analyze and review the performance data from the affected device population. The rates reported below summarize performance data through February 28, 2021.

Importantly, the information contained in this notice has not altered our previously communicated patient management recommendations. This information is designed to keep you informed of ongoing analysis of products returned to the company.

### RATES

The table below summarizes the updated worldwide experience for the affected devices that were returned for product analysis due to premature battery depletion (PBD). The table includes the updated data through February 28, 2021.

#### UPDATED (THROUGH FEBRUARY 28, 2021)

WORLDWIDE PATIENT IMPACT	NUMBER / RATE THROUGH FEBRUARY 28, 2021
No Harm Reported/Additional Surgery Only*	7,850/1.97%
Loss of Pacing – Minor (Dizziness)	57/0.01%
Loss of Pacing – Major (Syncope)	28/<0.01%
Loss of Defibrillation – Emergency	4/<0.01%
Loss of Defibrillation – Death	2/<0.01%
<b>Grand Total</b>	<b>7,941/1.99%</b>
<b>Total Units Sold</b>	<b>398,740</b>

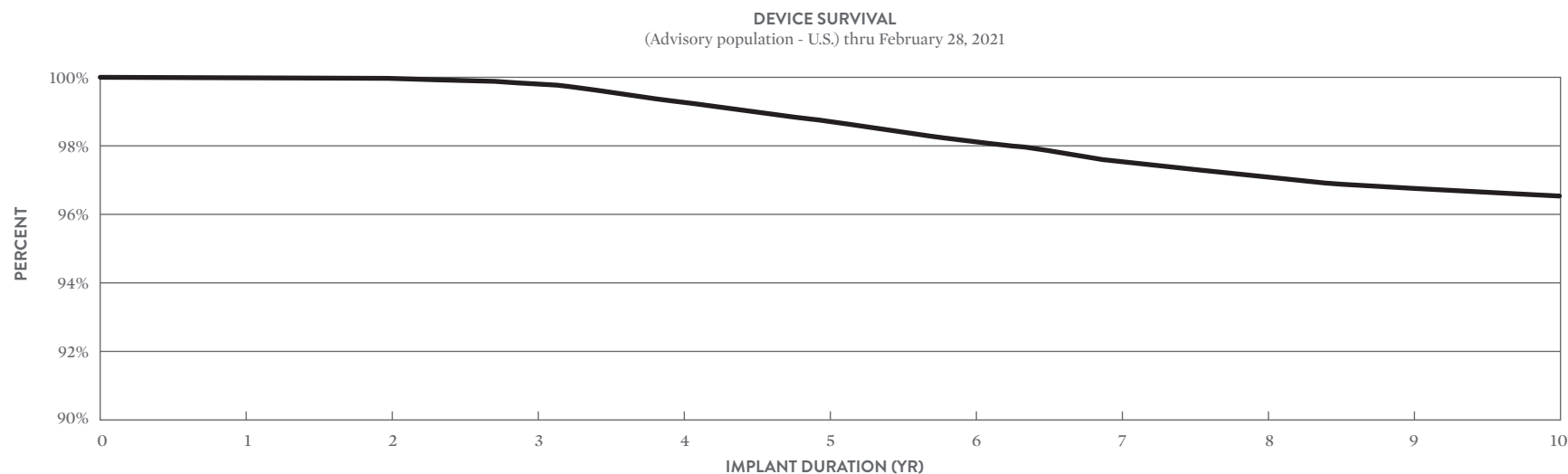
*\*All impacts in this table were related to a replacement surgery, as the data are from units explanted and returned for analysis. The category “No Harm Reported/Additional Surgery Only” means there was no associated report of patient symptoms in addition to the replacement of the affected unit.*

*Note: The calculation also includes investigations primarily associated with the Battery Performance Alert notifications. These are reflected in the “No Harm Reported/Additional Surgery Only” category.*

## Focus on Clinical Performance

Estimated Performance of Affected Fortify™ Implantable Cardioverter Defibrillator (ICD), Fortify Assura™ ICD, Quadra Assura™ Cardiac Resynchronization Therapy Defibrillator (CRT-D), Unify™ CRT-D, Unify Assura™ CRT-D and Unify Quadra™ CRT-D Devices

**TEN-YEAR COMBINED KAPLAN-MEIER SURVIVAL CURVE OF FREEDOM FROM PREMATURE BATTERY DEPLETION ASSOCIATED WITH LITHIUM DEPOSITS IN AFFECTED U.S. ADVISORY DEVICE POPULATION**



YEAR	1	2	3	4	5	6	7	8	9	10
<b>SURVIVAL PROBABILITY</b>	99.997%	99.970%	99.750%	99.231%	98.582%	97.974%	97.452%	97.011%	96.722%	96.522%
<b>SAMPLE SIZE</b>	227,000	210,000	197,000	184,800	171,500	141,00	99,600	64,000	37,000	13,000

### SURVIVAL CALCULATION GENERAL METHODS

Internal modeling based on an analysis of field returns related to premature battery depletions associated with lithium clusters; updated with data through February 28, 2021.

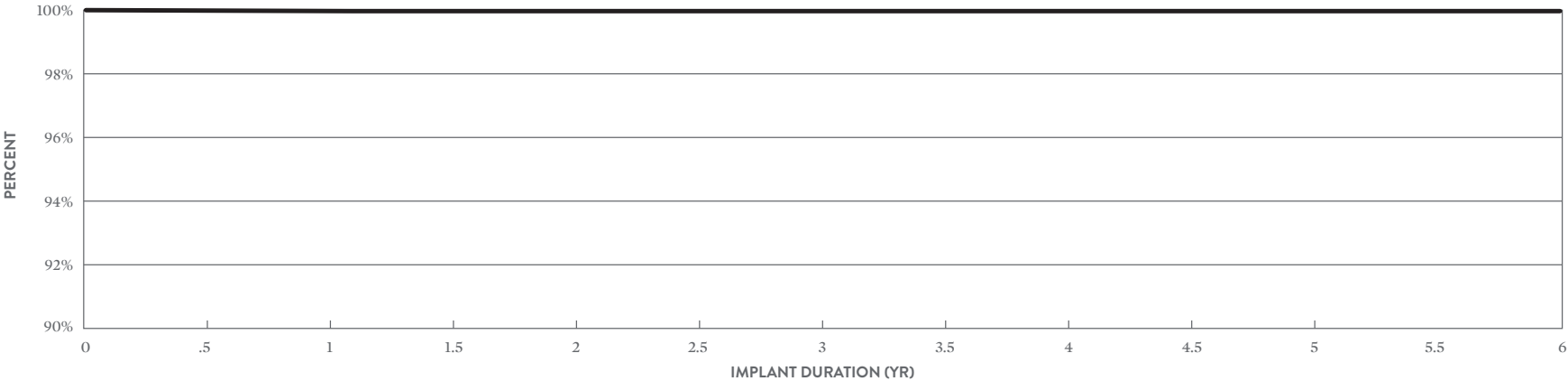


## Non-Advisory Population Update

Fortify™, Fortify Assura™, Quadra Assura™, Quadra Assura MP™, Unify™, Unify Assura™ and Unify Quadra™ Devices manufactured after May 23, 2015 were built with an improved battery design with additional insulation and thus not included in the advisory population. Through February 2021 there have been zero (N=0) occurrences, worldwide, of premature depletion due to Li clusters with the improved design.

In the US there have been ~ 201,000 implanted devices with the improved battery design with no occurrences of premature depletion associated with Li clusters. Of the implanted US population, ~91% (or ~183,000) have exceeded 1 year of implant duration and ~73% (or ~147,000) have exceeded 2.0 years of implant duration with no occurrences of premature depletion due to Li clusters.

**SURVIVAL PLOT FOR NON-ADVISORY POPULATION  
KAPLAN-MEIER METHOD  
CENSORING FOR NON-ADVISORY POPULATION WITH CLUSTER**



YEAR	.5	1	1.5	2	2.5	3	3.5	4	4.5	5	5.5	6
<b>SURVIVAL PROBABILITY</b>	100%	100%	100%	100%	100%	100%	100%	100%	100%	100%	100%	100%
<b>SAMPLE SIZE</b>	-201,000	-183,000	-165,500	-147,000	-129,000	-111,500	-94,000	-77,500	-58,500	-34,000	-16,500	-2,500

## Update on Riata™ Lead Performance

### CUSTOMER REPORTED PERFORMANCE DATA

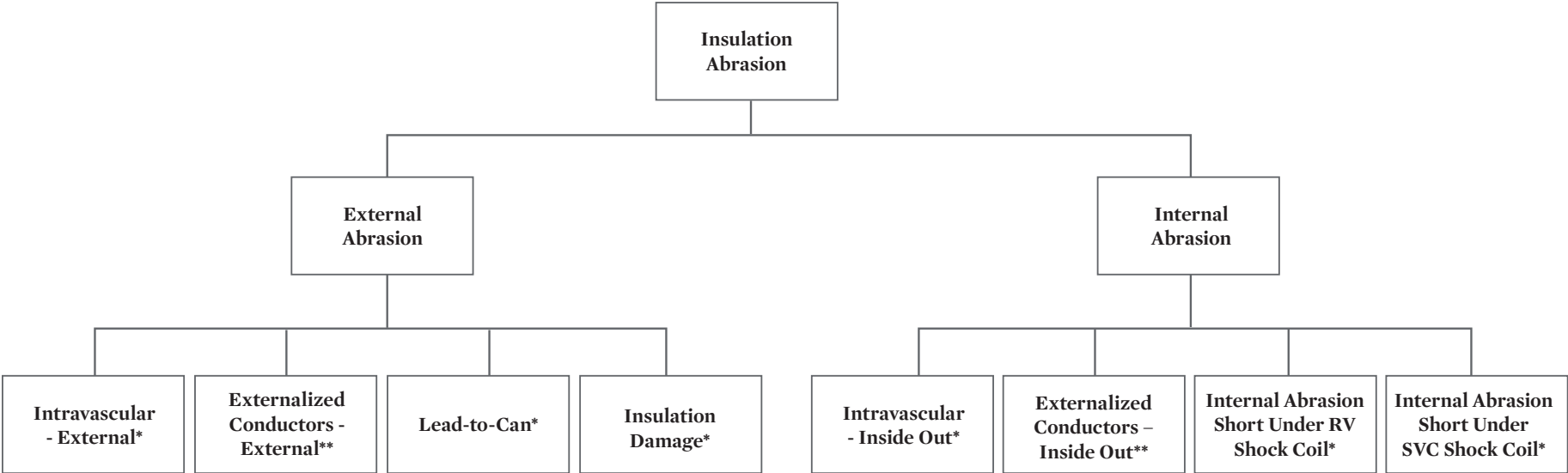
Abbott understands that the passive system of complaint reporting and returned product analysis results in under-reporting and hence underestimates the true failure rate associated with any given failure mechanism. This is especially true for externalized conductors since most manifest as visual anomalies only with normal electrical performance. While acknowledging these limitations, Abbott provides externalized conductor rates from the passive data system to maintain continuity with previously published data and to provide full disclosure of the data available to Abbott. As of February 28, 2021, there were 6,484 cases of externalized conductors reported to Abbott worldwide on Riata™ (8F) and Riata™ ST (7F) silicone defibrillation leads, equating to a 3.49% (5,438/156,000) incidence rate for Riata (8F) and 1.48% (1,048/70,600) for Riata ST (7F) leads. Of these 6,484 leads, 4,733 were not returned and 1,751 were returned for analysis.

As with any lead, there are failure mechanisms other than externalized conductors which result from insulation abrasion. Historically, the rate of all-cause insulation abrasion failures has been reported in the range of 3 to 10% (Kleemann et al., Annual Rate of Transvenous Defibrillation Lead Defects in Implantable Cardioverter Defibrillators over a Period > 10 years, Circulation 2007; 115:2474-2480). The most common form of insulation abrasion has been lead-to-can abrasion occurring in the pocket area. Externalization of conductors is another manifestation of insulation abrasion. It is most commonly caused by a mechanism referred to as inside-out abrasion, where the conductor cables become visible outside the insulation body. Approximately 87% of confirmed externalized conductors from product returns analysis are caused by inside-out abrasion, while 13% result from external sources of abrasion.

# Focus on Clinical Performance

A flow diagram depicting specific insulation abrasion failure mechanisms for Riata™ and Riata™ ST silicone leads is shown in the following figure.

FLOW DIAGRAM OF INSULATION ABRASION TYPES AND FAILURE MECHANISMS



\*Determined by returned product analysis.

\*\*Includes cases determined by returned product analysis as well as cases identified only by fluoroscopy or visualization of explanted leads.

# Focus on Clinical Performance

Definitions of the failure mechanisms are provided below:

- **External Abrasion:** Abrasion resulting from direct contact with an implanted device (e.g., pulse generator can, another lead), calcified anatomy, or anatomical structure that results in an outer insulation breach.
- **Internal Abrasion:** “Inside-out” abrasion between a lead conductor and the outer insulation that results in an insulation breach.
- **Intravascular Abrasion - External:** Direct contact with a foreign body (e.g., another lead), calcified anatomy, or cardiac structure within the vascular system or the heart that results in an outer insulation breach. The nature of the breach does not result in the conductors becoming visible outside the lead body. Determined by returned product analysis.
- **Externalized Conductors – External Source of Abrasion:** Direct contact with a foreign body (e.g., another lead), calcified anatomy, or cardiac structure within the vascular system or the heart that results in an outer insulation breach and the normally contained conductors becoming visible outside the lead body. Includes cases determined by returned product analysis as well as cases identified only by fluoroscopy or visualization of explanted leads. For those cases not returned, the assignment of an external source of abrasion is based on the fraction of externalized conductor cases identified by returned product analysis as external.
- **Lead-to-Can Abrasion:** Direct contact between the lead and the can (i.e. pacemaker, ICD, or CRT-D) that results in an outer insulation breach. Determined by returned product analysis.
- **Insulation Damage:** Insulation breaches that result from external mechanisms, including clavicular crush and outside-in abrasion by lead conductors. Determined by returned product analysis.
- **Intravascular Abrasion – Inside Out:** “Inside-out” abrasion between a lead conductor and the outer insulation within the vascular system or the heart that results in an outer insulation breach. The nature of the breach does not result in the conductors becoming visible outside the lead body. Determined by returned product analysis.
- **Externalized Conductors – Inside-Out:** Outward abrasion of conductors that results in an outer insulation breach within the vascular system or heart and the normally contained conductors becoming visible outside the lead body. Includes cases determined by returned product analysis as well as cases identified only by fluoroscopy or visualization of explanted leads. For those cases not returned, the assignment of an inside-out source of abrasion is based on the fraction of externalized conductor cases identified by returned product analysis as inside-out.
- **Internal Abrasion Short under RV Shock Coil:** Outward abrasion of the conductor cables under the RV shock coil that results in breaches of the outermost silicone insulation and the ETFE cable insulator, allowing the exposed metal surface of the conductor cables to make direct contact with, and potentially short against, the overlying RV shock coil. Determined by returned product analysis.
- **Internal Abrasion Short under SVC Shock Coil:** Outward abrasion of the conductor cables under the SVC shock coil that results in breaches of the outermost silicone insulation and the ETFE cable insulator, allowing the exposed metal surface of the conductor cables to make direct contact with, and potentially short against, the overlying SVC shock coil. Determined by returned product analysis.

## Focus on Clinical Performance

The table below summarizes the incidence of insulation abrasion failure mechanisms confirmed by returns analysis of Riata™ and Riata™ ST leads. Approximately 15,025 Riata and Riata ST leads have been returned for analysis worldwide through February 28, 2021. Returned leads may exhibit more than one failure mechanism; hence the incidence rates presented in the table are not mutually exclusive. Note that the rates for externalized conductors also include visual-only observations that have been reported for leads remaining implanted.

### RIATA™ (8F) AND RIATA™ ST (7F) LEAD INSULATION ABRASION FAILURE MECHANISMS FROM COMPLAINTS AND RETURNS

INSULATION FAILURE MECHANISM	ABRASION TYPE	RIATA (8F)	RIATA ST (7F)
		WORLDWIDE (WW) INCIDENCE RATE (WW SALES = 156,100)	WORLDWIDE (WW) INCIDENCE RATE (WW SALES = 70,600)
Intravascular – External*	External Abrasion	0.54%	0.58%
Externalized Conductors – External**	External Abrasion	0.42%	0.21%
Lead-to-Can*	External Abrasion	1.05%	0.96%
Insulation Damage*	External Abrasion	0.11%	0.07%
Intravascular - Inside Out*	Internal Abrasion	0.63%	0.44%
Externalized Conductors - Inside Out**	Internal Abrasion	3.09%	1.27%
Internal Abrasion Short Under RV Shock Coil*	Internal Abrasion	0.13%	0.05%
Internal Abrasion Short Under SVC Shock Coil*	Internal Abrasion	0.13%	0.021%

\*Determined by returned product analysis.

\*\*Includes cases determined by returned product analysis as well as cases identified only by fluoroscopy or visualization of explanted leads.

## Update on Durata™ Lead Performance

### CUSTOMER REPORTED PERFORMANCE DATA

While large active registry data are robust for determining the true incidence rate of failures, passively collected data from worldwide complaints and returns analysis provides an important data source for better understanding the root cause of lead failures, as well as an appropriate method for comparing relative incidence rates of failure between lead models. The table below summarizes the incidence of insulation abrasion failure mechanisms confirmed by returns analysis of Riata™ ST Optim™ and Durata™ leads. Approximately 27,500 Riata ST Optim and Durata leads have been returned for analysis worldwide through February 28, 2021. Returned leads may exhibit more than one failure mechanism; hence the incidence rates presented in the table are not mutually exclusive.

#### DURATA™ (WW SALES 878,872) AND RIATA™ ST OPTIM™ (WW SALES = 33,108) LEADS INSULATION FAILURE MECHANISMS FROM COMPLAINTS AND RETURNS ANALYSIS

INSULATION FAILURE MECHANISM	ABRASION TYPE	OPTIM DEFIB LEAD WORLDWIDE (WW) INCIDENCE RATE (WW SALES = 911,981)
Intravascular – External*	External Abrasion	0.032%
Externalized Conductors – External**	External Abrasion	0.007%
Lead-to-Can*	External Abrasion	0.099%
Insulation Damage*	External Abrasion	0.026%
Intravascular - Inside Out*	Internal Abrasion	0.00197%***
Externalized Conductors - Inside Out**	Internal Abrasion	0.00044%***
Internal Abrasion Short Under RV Shock Coil*	Internal Abrasion	0.014%
Internal Abrasion Short Under SVC Shock Coil*	Internal Abrasion	0.009%

\*Determined by returned product analysis.

\*\*Includes cases determined by returned product analysis as well as cases identified only by fluoroscopy or visualization of explanted leads.

\*\*\*These values reflect returns with a silicone insulation breach due to inside-out abrasion in the short region not protected by Optim insulation.

These incidence rates from complaints and returns analysis demonstrate the effectiveness of the Riata ST Optim and Durata lead design changes in reducing insulation-related failures when compared to the same type of data for Riata and Riata ST silicone leads (see page 305).

## Update on Optim™ Lead Insulation

In 2006 Abbott brought to the cardiac rhythm management (CRM) market the first novel insulation technology in over 20 years: a silicone-polyurethane co-polymer known as Optim™ lead insulation, now featured in IsoFlex™ Optim™, Tendril™ STS, OptiSense™, QuickFlex™ μ, Quartet™, Durata™, and Optisure™ lead families. Optim lead insulation consolidates the best characteristics of two established CRM lead insulation materials, polyurethane and silicone.

The polyurethane content of Optim lead insulation imparts lubricity, strength, and abrasion resistance while the nearly 50% silicone content imparts flexibility and biostability.<sup>1,2</sup> The clinical performance of >7.3 million Optim insulated pacing and tachycardia leads implanted worldwide continues to be excellent. All aspects of Optim lead insulation performance can be appreciated by referring to the Acute Observation, Chronic Complication, Lead Malfunction, and Survival Probability data found in this Product Performance Report. One noteworthy reliability benefit of Optim lead insulation is a significant reduction in the most common mode of lead malfunction: insulation abrasion.<sup>3</sup> Insulation abrasion can occur as a result of lead motion and contact with pacemakers, ICDs, adjacent leads, or anatomical structures and can occur in the subcutaneous, intravascular, or intracardiac areas of the lead. Abrasion within a lead can occur as a result of contact between internal components, as noted in our November 2011 Riata™ lead advisory. The clinical effects associated with all types of insulation abrasion malfunctions can include sensing noise and changes in both pacing and defibrillation impedances and thresholds. As indicated in our December 2010 Riata communication, the presence of Optim™ lead insulation on the Riata™ ST Optim™ and Durata™ defibrillation lead family has greatly reduced the quantity of all abrasion types.

This Product Performance Report provides an up-to-date statistical assessment of the benefits of Optim lead insulation on Abbott tachycardia leads. A Kaplan-Meier analysis including all U.S. data through December 31, 2020 was performed on two groups of leads: (1) tachycardia leads with silicone insulation [Riata and Riata ST lead families], and (2) tachycardia leads with Optim lead insulation [Riata ST Optim and Durata lead families]. For each group, the U.S. registration and tracking data was combined with data from all U.S. confirmed abrasion malfunctions. This analysis does not include data from prospective registries or non-returned complaints. A Kaplan-Meier curve representing freedom from abrasion for both groups is provided below. The longest implant duration that is common to both model groups was 170 months. To provide a direct comparison of both model groups, the probability of an abrasion malfunction by 170 months of implant time is also presented in graphical format below.

1 C. Jenney, J. Tan, A. Karicherla, J. Burke, and J. Helland, "A New Insulation Material for Cardiac Leads with Potential for Improved Performance," HRS 2005, HeartRhythm, 2, S318-S319 (2005).

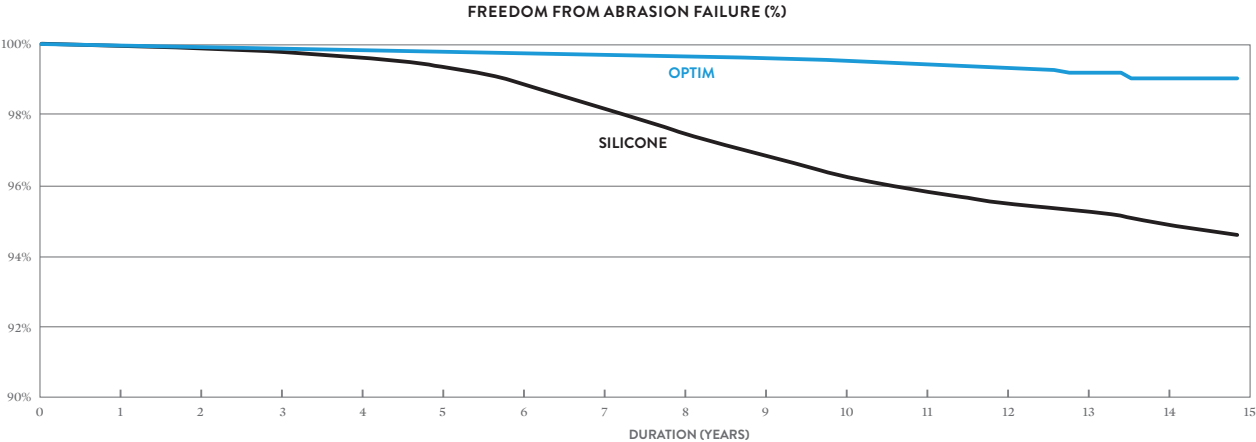
2 J. Tan and C. Jenney, "Comparative In Vivo Biostability Study of A New Lead Insulation Material Versus Polyurethanes," HRS2006, Heart Rhythm, 3, S146 (2006).

3 T. Kleemann, T. Becker, K. Doenges, M. Vater, J. Senges, S. Schneider, W. Saggau, U. Weisse, and K. Seidl, "Annual Rate of Transvenous Defibrillation Lead Defects in Implantable Cardioverter-Defibrillators Over a Period of >10 Years," Circulation, 115, 2474-2480 (2007).

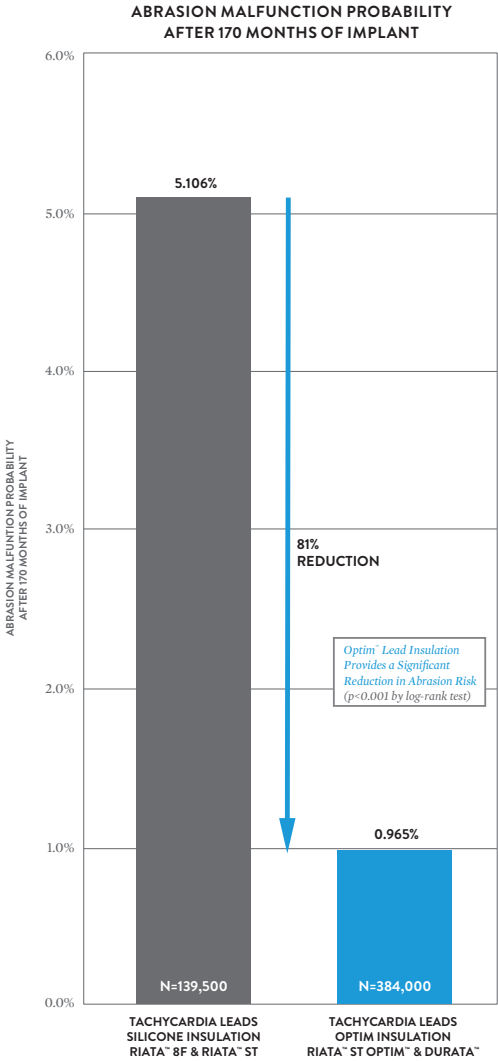
# Focus on Clinical Performance

The data show that the presence of Optim™ lead insulation dramatically reduces the probability of abrasion malfunction in tachycardia leads at 170 months by 81%, which was confirmed to be statistically significant ( $p < 0.001$ ) by a log-rank test.

## OPTIM™ LEAD INSULATION EFFECTS ON ABBOTT TACHYCARDIA LEAD ABRASION KAPLAN-MEIER ANALYSIS OF U.S. RETURNS ANALYSIS DATA



YEAR	1	2	3	4	5	6	7	8	9	10	11	12	13	14	164 MONTHS
OPTIM	335,466	303,048	273,653	247,691	220,728	191,956	160,297	130,376	103,087	73,779	43,405	20,871	6,108	1,629	0
SILICONE	121,483	111,037	101,062	91,529	82,882	75,203	68,486	62,892	58,509	55,259	52,368	48,805	42,373	31,047	28,625





## Advisories & Safety Alerts

# Advisories & Safety Alerts

The following table summarizes advisories and safety alerts regarding Abbott implantable device systems since 2005. These advisories and alerts have been previously communicated to physicians. For more information please access our Product Advisory web page at <https://www.cardiovascular.abbott/us/en/hcp/product-advisories.html> or contact Abbott Technical Services at 1-800-722-3774.

## ICD AND CRT-D DEVICES

MODEL IDENTIFICATION	ADVISORY	FOLLOW-UP RECOMMENDATIONS AT TIME OF ADVISORY
<b>GLOBAL MODELS</b> Subset of Ellipse™ (Models CD2411-36C, CD1277-36, CD1377-36C, CD1377-36QC, CD2277-36Q, CD2377-36QC)	<b>1/22/2020</b> <b>Class II</b>  Abbott is notifying physicians that a small number of Ellipse™ Implantable Cardioverter Defibrillators (ICDs) may lose wireless radiofrequency (RF) communication. Devices will continue to function normally, but remote monitoring and data transmission capabilities may be interrupted.	Abbott has developed a software patch for the Merlin™ PCS Programmer which restores wireless RF communication capability in affected devices. This solution does not present additional risk to patients and device explant is not required for the update. The solution is available in Merlin™ PCS Programmer software Model 3330 v24.6.1 or later and Abbott will assist in updating programmer software and restoring wireless RF communication for these devices.  We recommend working with your Abbott representative to help correct affected devices during the patient's next regularly scheduled visit.  <b>Current Status (December 31, 2020):</b> No occurrences have been reported following the field communication and correction.

MODEL IDENTIFICATION	ADVISORY	FOLLOW-UP RECOMMENDATIONS AT TIME OF ADVISORY
<b>GLOBAL MODELS</b> Ellipse™ (Models CD1411-36Q, CD2411-36Q, CD2411-36C)	<b>6/21/2019</b> <b>Class I</b>  The potential for electrical failures was identified in implantable cardioverter defibrillators (ICDs) due to a manufacturing error with aluminum wires. The affected ICDs may contain electrical wire connections which may not be completely insulated. The potential patient impact could be the inability to deliver high voltage therapy. There is no available option to verify the vulnerability status for implanted devices.	On June 20, 2019 Abbott began voluntarily recalling a small number (204 devices globally) of Ellipse implantable cardioverter defibrillators (ICDs) from our customers and hospitals to prevent implant of devices that may have a latent vulnerability in the electronics circuitry. We have currently received zero (0) product performance complaints related to this issue. On June 21, 2019, hand-delivery of Urgent Medical Device Recall Notices to physicians supporting implanted patients commenced. Device explant and replacement are recommended. Customers were advised to: 1) Review the device model and serial numbers in the appendix of the customer letter to identify the impacted patients and return the acknowledgement form to the Abbott sales representative; and 2) Device explant and replacement are recommended. A copy of this letter is available on <a href="https://www.cardiovascular.abbott/us/en/hcp/resources/product/advisories.html">https://www.cardiovascular.abbott/us/en/hcp/resources/product/advisories.html</a> . Customers with additional questions are encouraged to call 1-800-727-7846 (Opt3), 8:30am - 5:30pm Central Time, Monday thru Friday.  <b>Current Status (December 31, 2020):</b> No occurrences of failure to deliver high voltage therapy have been reported following the field communication. Potentially affected devices have been or are planned for explant per recommendations.

## ICD AND CRT-D DEVICES

MODEL IDENTIFICATION	ADVISORY	FOLLOW-UP RECOMMENDATIONS AT TIME OF ADVISORY
<p><b>GLOBAL MODELS</b></p> <p>Current™ (Models 1207-30, 1207-36, 2207-30, 2207-36, CD1211-36, CD1211-36Q, CD1215-36, CD1215-36Q, CD1217-36, CD1219-36, CD1219-36Q, CD2211-36, CD2211-36Q, CD2215-36, CD2215-36Q, CD2217-36, CD2219-36, CD2219-36Q) Ellipse™ (Models CD1275-36, CD1275-36Q, CD1277-36, CD1277-36Q, CD1293-36Q, CD1309-36, CD1309-36Q, CD1311-36, CD1311-36Q, CD1377-36, CD1377-36C, CD1377-36Q, CD1377-36QC, CD1393-36C, CD1393-36QC, CD1409-36Q, CD1411-36C, CD1411-36Q, CD1411-36QC, CD2275-36, CD2275-36Q, CD2277-36, CD2277-36Q, CD2293-36, CD2293-36Q, CD2309-36, CD2309-36Q, CD2311-36, CD2311-36Q, CD2377-36, CD2377-36C, CD2377-36Q, CD2377-36QC, CD2393-36C, CD2393-36QC, CD2409-36C, CD2409-36Q, CD2411-36C, CD2411-36Q)</p> <p>Excelis Quadra™ (Models CD3281-40, CD3281-40Q)</p> <p>Excelis™ (Models CD3389-40C, CD3389-40QC)</p> <p>Excelis™ CRT-D (Models CD3297-40, CD3297-40Q)</p> <p>Fortify Assura™ DR (Models CD2257-40, CD2257-40Q, CD2259-40, CD2259-40Q, CD2357-40C, CD2357-40Q, CD2359-40, CD2359-40C, CD2359-40Q, CD2359-40QC)</p> <p>Fortify Assura™ ST DR (Models CD2263-40, CD2263-40Q, CD2363-40C, CD2363-40Q)</p> <p>Fortify Assura™ ST VR (Models CD1263-40, CD1263-40Q, CD1363-40C, CD1363-40Q)</p> <p>Fortify Assura™ VR (Models CD1257-40, CD1257-40Q, CD1259-40, CD1259-40Q, CD1357-40C, CD1357-40Q, CD1359-40, CD1359-40C, CD1359-40Q, CD1359-40QC)</p> <p>Fortify™ DR (Models CD2231-40, CD2231-40Q, CD2233-40, CD2233-40Q)</p> <p>Fortify™ ST DR (Models CD2235-40, CD2235-40Q, CD2241-40, CD2241-40Q)</p> <p>Fortify™ ST VR (Models CD1235-40, CD1235-40Q, CD1241-40, CD1241-40Q)</p> <p>Fortify™ VR (Models CD1231-40, CD1231-40Q, CD1233-40, CD1233-40Q)</p> <p>HeartMinder™ + DR (Models CD2391-40C, CD2391-40QC)</p> <p>HeartMinder™ + VR (Models CD1391-40C, CD1391-40QC)</p> <p>HeartMinder™ ST DR (Models CD2299-40, CD2299-40Q)</p> <p>Promote™ (Models 3207-30, 3207-36, 3213-36, CD3211-36, CD3211-36Q, CD3215-36, CD3215-36Q)</p> <p>Promote Quadra™ (Models CD3221-36, CD3223-36P, CD3239-40, CD3239-40Q)</p> <p>Quadra + Excelis™ (Models CD3385-40C, CD3385-40QC, CD3387-40C, CD3387-40QC)</p> <p>Quadra Assura MP™ (Models CD3269-40, CD3269-40Q, CD3271-40, CD3271-40Q, CD3369-40C, CD3369-40Q, CD3371-40, CD3371-40C, CD3371-40Q, CD3371-40QC)</p> <p>Quadra Assura™ (Models CD3265-40, CD3265-40Q, CD3267-40, CD3267-40Q, CD3365-40C, CD3365-40Q, CD3367-40, CD3367-40C, CD3367-40Q, CD3367-40QC)</p> <p>Unify Assura™ (Models CD3257-40, CD3257-40Q, CD3261-40, CD3261-40Q, CD3357-40C, CD3357-40Q, CD3361-40, CD3361-40C, CD3361-40Q, CD3361-40QC)</p> <p>Unify Quadra MP™ (Models CD3255-40, CD3255-40Q)</p> <p>Unify Quadra™ (Models CD3249-40, CD3249-40Q, CD3251-40, CD3251-40Q)</p> <p>Unify™ (Models CD3231-40, CD3231-40Q, CD3235-40, CD3235-40Q)</p>	<p><b>4/16/2018</b></p> <p><b>Class II</b></p> <p>Abbott released a planned upgrade to the firmware installed on our implantable cardioverter defibrillator (ICD) or cardiac resynchronization therapy defibrillator (CRT-D) devices. The cybersecurity firmware update provides an additional layer of protection against unauthorized device access.</p>	<p>Prophylactic replacement of affected devices is not recommended.</p> <p><b>Recommendations for Devices Eligible for Firmware Upgrade</b></p> <p>While not intended to serve as a substitute for your professional judgment, we, along with our Medical Advisory Boards, recommend the firmware upgrade for all eligible patients at the next regularly scheduled visit or when appropriate depending on the preferences of the patient and physician.</p> <p>Please consider the following:</p> <ul style="list-style-type: none"> <li>• Discuss the risks and benefits of the firmware update with your patients. As part of this discussion, it is important to consider patient specific issues such as pacemaker dependence, frequency of high voltage therapy, age of device, and patient preference.</li> <li>• If deemed appropriate, install this firmware update following the instructions on the programmer.</li> <li>• The update should be performed with appropriate monitoring and external defibrillation equipment available.</li> </ul> <p><b>Recommendations for Current™ &amp; Promote™ Devices not Eligible for Cybersecurity Firmware Update</b></p> <p>If you have any concerns relating to device cybersecurity for those patients implanted with Current™/Promote™ devices, you do have the option to permanently disable the RF communication capability in the device. However, if you choose that option, the patient can no longer be monitored remotely using an RF Merlin@home transmitter. For most patients, permanently disabling RF is not advisable given the proven benefits and improved survival associated with home monitoring. [1,2] Therefore we, along with our Medical Advisory Boards, recommend the following:</p> <ul style="list-style-type: none"> <li>• Discuss the risks of cybersecurity vulnerabilities and proven benefits of remote monitoring with your patients at the next regularly scheduled visit.</li> <li>• If deemed appropriate, RF communication may be permanently disabled during an in-clinic device interrogation with Merlin programmer software version 24.2.x or later by selecting the RF icon in the upper left corner of the FastPath summary screen.</li> </ul> <p><b>Current Status (December 31, 2020):</b> We have received no reports of device compromise related to the cybersecurity vulnerabilities in the implanted devices impacted by this communication.</p> <p>If you have any questions about the cybersecurity firmware update you can contact your Abbott representative or our dedicated customer technical support hotline at 1-800-722-3774 (U.S.).</p> <p>Additional materials, including a Patient Communication, can be found on <a href="http://www.sjm.com/notices">www.sjm.com/notices</a></p> <p><sup>1</sup> Mittal, S., Piccini, J., Fischer, A., Snell, J., Dalal, N., &amp; Varma, N. (2014, May). Remote monitoring of ICD patients is associated with reduced mortality irrespective of device type. Presented at the meeting of the Heart Rhythm Society, San Francisco, CA. This was a retrospective data review and had limitations.</p> <p><sup>2</sup> Mittal, S., Piccini, J., Fischer, A., Snell, J., Dalal, N., &amp; Varma, N. (2014, May). Increased adherence to remote monitoring is associated with reduced mortality in both pacemaker and defibrillator patients. Presented at the meeting of the Heart Rhythm Society, San Francisco, CA. This was a retrospective data review and has limitations.</p>

## ICD AND CRT-D DEVICES

MODEL IDENTIFICATION	ADVISORY	FOLLOW-UP RECOMMENDATIONS AT TIME OF ADVISORY
<p><b>GLOBAL MODELS</b></p> <p>Excelis Quadra™ (Models CD3281-40, CD3281-40Q)            Excelis™ + (Models CD3389-40C, CD3389-40QC)            Excelis™ CRT-D (Models CD3297-40, CD3297-40Q)            Fortify Assura™ DR (Models CD2257-40, CD2257-40Q, CD2259-40, CD2259-40Q, CD2357-40C, CD2357-40Q, CD2359-40, CD2359-40C, CD2359-40Q, CD2359-40QC)            Fortify Assura™ ST DR (Models CD2263-40, CD2263-40Q, CD2263-40C, CD2263-40Q)            Fortify Assura™ ST VR (Models CD1263-40, CD1263-40Q, CD1363-40C, CD1363-40Q)            Fortify Assura™ VR (Models CD1257-40, CD1257-40Q, CD1259-40, CD1259-40Q, CD1357-40C, CD1357-40Q, CD1359-40, CD1359-40C, CD1359-40Q, CD1359-40QC)            Fortify™ DR (Models CD2231-40, CD2231-40Q, CD2233-40, CD2233-40Q)            Fortify™ ST DR (Models CD2235-40, CD2235-40Q, CD2241-40, CD2241-40Q)            Fortify™ ST VR (Models CD1235-40, CD1235-40Q, CD1241-40, CD1241-40Q)            Fortify™ VR (Models CD1231-40, CD1231-40Q, CD1233-40, CD1233-40Q)            HeartMinder™ + DR (Models CD2391-40C, CD2391-40QC)            HeartMinder™ + VR (Models CD1391-40C, CD1391-40QC)            HeartMinder™ ST DR (Models CD2299-40, CD2299-40Q)            HeartMinder™ ST VR (Models CD1299-40, CD1299-40Q)            Quadra + Excelis™ (Models CD3385-40C, CD3385-40QC)            Quadra Assura MP™ (Models CD3269-40, CD3269-40Q, CD3271-40, CD3271-40Q, CD3371-40, CD3371-40C, CD3371-40Q, CD3371-40QC)            Quadra Assura™ (Models CD3265-40, CD3265-40Q, CD3267-40, CD3267-40Q, CD3365-40C, CD3365-40Q, CD3367-40, CD3367-40C, CD3367-40Q, CD3367-40QC)            Unify Assura™ (Models CD3257-40, CD3257-40Q, CD3261-40, CD3261-40Q, CD3357-40C, CD3357-40Q, CD3361-40, CD3361-40C, CD3361-40Q, CD3361-40QC)            Unify Quadra MP™ (Models CD3255-40, CD3255-40Q)            Unify Quadra™ (Models CD3249-40, CD3249-40Q, CD3251-40, CD3251-40Q)            Unify™ (Models CD3231-40, CD3231-40Q, CD3235-40, CD3235-40Q)</p>	<p><b>10/11/2016</b>  <b>Class I</b></p> <p>High voltage devices (ICDs and CRT-Ds) that utilize Lithium-based battery chemistries are subject to Lithium cluster formation during high voltage charging. Depending on their location, Lithium clusters may cause a short circuit that can lead to premature battery depletion. Our investigation indicates that if a short circuit occurs, battery depletion can occur in these devices within a day to a few weeks, which may result in the inability to deliver therapy.</p> <p><b>8/28/2017</b>  <b>Class I</b></p> <p>Customers were made aware of the availability of a new battery performance management tool for detection of abnormal battery performance in devices subject to the October 2016 advisory.</p> <p>A follow up was provided on April 16, 2018 regarding the availability of a firmware upgrade for devices subject to the October 2016 advisory which provides further detection capability for premature battery depletion.</p>	<p>In consultation with our Medical Advisory Board, we recommend the following:</p> <ul style="list-style-type: none"> <li>• Do not implant unused affected devices.</li> <li>• Conduct patient follow-up per standard practice.</li> <li>• Prophylactic device replacement is NOT recommended because complications following replacement have been reported to occur at a greater rate than the rate of harm associated with premature battery depletion due to lithium cluster induced shorts (see below for selected references).</li> <li>• In the event of an ERI indicator in these devices, immediate device change is recommended. At this time there is no factor, method or test to identify devices with this form of premature battery depletion approaching ERI or to accurately predict remaining battery life once ERI appears.</li> <li>• Physicians should reaffirm the availability of home monitoring to avoid or minimize time without device therapy for bradycardia and tachycardia events.</li> <li>• Enroll patients in Merlin.net™ Patient Care Network (PCN) utilizing the “DirectAlerts™” feature to provide you with an immediate alert notification in the event ERI is reached. For patients currently enrolled in Merlin.net PCN, remind them of the importance of using remote monitoring.</li> <li>• Review the most recent Programmed Parameters printout.             <ul style="list-style-type: none"> <li>• Ensure that under the “Trigger Alerts When” section, that the “Device at ERI” parameter is ON (it is normally ON) for both “Show on FastPath” and “Notify Patient” selections.</li> <li>• If the “Device at ERI” alert is OFF, we recommend that the patient be seen promptly to program this parameter ON.</li> </ul> </li> <li>• Advise patients that an ERI indication triggers a vibratory alert. At the next scheduled office visit:             <ul style="list-style-type: none"> <li>• Interrogate the patient’s device to determine if an ERI alert has been triggered. Premature battery depletion can be identified by physicians through home monitoring showing ERI or more advanced battery depletion.</li> <li>• Perform a patient notifier test to confirm that the patient feels and recognizes the vibratory alert.</li> <li>• Patients who cannot feel the vibratory alert may experience loss of battery and/or loss of device function without their awareness.</li> <li>• Advise the patient to contact your office promptly should they feel a vibratory alert.                 <ul style="list-style-type: none"> <li>• In-office evaluation should be performed to determine the reason for the alert as other non-critical events can also trigger a vibratory alert.</li> </ul> </li> </ul> </li> </ul> <p>The following additional recommendations were communicated in April 2018 follow up advisory:</p> <ul style="list-style-type: none"> <li>• Patients receiving the firmware update should be advised that the device-based Battery Performance Alert (BPA) will trigger a vibratory alert.</li> <li>• In the absence of a BPA being triggered in a patient’s device, through Merlin.net or the Merlin programmer, we continue to recommend adhering to the original patient management recommendations from the 2016 Premature Battery Depletion advisory. However, if the BPA is triggered, <b>immediate device explant and replacement is recommended.</b></li> </ul> <p>Device Replacement Complication Publications</p> <ol style="list-style-type: none"> <li>1. John W. Moore III, William Barrington, et. al.; “Complications of replacing implantable devices in response to advisories: A single center experience”; International Journal of Cardiology 134 (2009) 42–46 (5.5% overall, 2.1% major complications)</li> <li>2. Paul A. Gould, MBBS, PhD, Lorne J. Gula, MD, et. al.; “Outcome of advisory implantable cardioverter- defibrillator replacement: One-year follow-up”; Heart Rhythm, Vol 5, No 12, December 2008 (9.1% overall, 5.9% major complications, including two deaths)</li> <li>3. Krystina B. Lewis, Dawn Stacey, R.N., Ph.D, et. al.; “Estimating the Risks and Benefits of Implantable Cardioverter Defibrillator Generator Replacement: A Systematic Review; PACE, Vol. 39, July 2016 (7.5% overall, 4.0% major complications)</li> </ol> <p><b>Current Status (February 28, 2021):</b> At the time of the advisory, 841 returned devices (0.21%) of 398,740 devices worldwide had premature depletion in association with lithium clusters, including 549 in the US. As of February 28, 2021, there were additional occurrences for a cumulative worldwide total of 7,941 and the rate is now 1.99%.</p> <p>For additional information and to determine if a device serial number is subject to this advisory, please go to the following website:  <a href="https://www.cardiovascular.abbott/us/en/patients/living-with-your-device/arrhythmias/resources/battery-advisory.html">https://www.cardiovascular.abbott/us/en/patients/living-with-your-device/arrhythmias/resources/battery-advisory.html</a></p>

## ICD AND CRT-D DEVICES

MODEL IDENTIFICATION	ADVISORY	FOLLOW-UP RECOMMENDATIONS AT TIME OF ADVISORY
<p>Ellipse<sup>™</sup> and Ellipse ST VR/DR US: CD1309, CD1311*, CD1409, CD1411*, CD2309, CD2311*, CD2409, CD2411* (all -36, -36Q, -36C and -36QC suffixes). *Denotes models also sold OUS. OUS: CD1277, CD1279, CD1293, CD1295, CD1377, CD1393, CD2277, CD2279, CD2293, CD2295, CD2377, CD2393 (all -36, -36Q, -36C and -36QC suffixes).</p>	<p><b>8/19/2014</b> <b>Class II</b></p> <p>Extended Charge Time may result in delayed delivery of high voltage therapy or prevent delivery of part or all of a programmed high voltage therapy shock. The anomaly most commonly presents as a vibratory patient notification and upon interrogation, a programmer or Merlin.net<sup>™</sup> Patient Care Network (PCN) alert indicating a "Capacitor Charge Time Limit reached" message. This may occur during a capacitor maintenance or charging for high voltage therapy. The anomaly occurs as a result of internal damage to the capacitors used in the high voltage charging circuitry of the subject devices, which may result in an extended charge time. As designed, the device will deliver the available energy on the capacitors once the charge time limit of 32 seconds is reached, even if the energy is less than the programmed value. This condition is detectable as the device will initiate a vibratory patient alert and, for patients enrolled and actively being followed, a Merlin.net PCN notification. Additionally, upon device interrogation, an alert message will indicate "Capacitor Charge Time Limit reached" on a specific date. Approximately 97% of Ellipse ICD extended charge time events reported to Abbott have been detected during capacitor maintenance with the remainder detected during defibrillation threshold (DFT) testing. There have been no reported cases of an Ellipse device failing to deliver high voltage therapy to a patient when needed.</p>	<p>Abbott recommends that patients with affected devices be enrolled in Merlin.net Patient Care Network (PCN) so that any extended charge time alert ("Capacitor Charge Time Limit reached" message) will be transmitted to Merlin.net PCN for patients being actively monitored and can be viewed by your clinic staff.</p> <p>If your patient has received a vibratory notification and/or if a programmer or Merlin.net alert for an extended charge time has been observed:</p> <ul style="list-style-type: none"> <li>• Schedule your Ellipse ICD patient for an in-office follow-up evaluation as soon as possible.</li> <li>• Interrogate the Ellipse ICD and perform a manual capacitor maintenance charge. Note the charge time to full charge; it should be approximately 15 seconds or less.</li> <li>• Contact Abbott CRM Technical Services Department at 800-722-3774 to review the results of the capacitor maintenance test and discuss if additional evaluation is required.</li> <li>• A device that has experienced repeated extended charge time out warnings should be considered for replacement.</li> </ul> <p>As the large majority of the extended charge time events have presented at the routine 6 month automatic capacitor maintenance interval, programming the interval to every 4 months at your patient's next scheduled follow up visit may provide an earlier indication of this potential anomaly. It should be noted that changing the device programming to a 4 month capacitor maintenance interval will reduce device longevity by approximately 9%. Device replacement is not recommended for an Ellipse device exhibiting normal charge times, and patients should continue to be followed at routine follow up intervals, per HRS/EHRA Expert Consensus on Monitoring Cardiovascular Implantable Electronic Devices (CIED), April 2008.</p> <p><b>Current Status (December 31, 2020):</b> At the time of the advisory, the worldwide event rate of extended charge time on the affected population was 0.42%, based on 179 extended charge time events out of 43,000 worldwide sales. As of December 31, 2020, there were additional reports and the rate is now 1.42%. There have been no reports of serious injury or death within this population.</p>

## ICD AND CRT-D DEVICES

MODEL IDENTIFICATION	ADVISORY	FOLLOW-UP RECOMMENDATIONS AT TIME OF ADVISORY
<p>AnalyST Accel<sup>™</sup> DR RF (Models CD2219-36, CD2219-36Q) AnalyST Accel<sup>™</sup> VR RF (Models CD1219-36, CD1219-36Q) Current Accel<sup>™</sup> DR RF (Models CD2215-36, CD2215-36Q) Current Accel<sup>™</sup> VR RF (Models CD1215-36, CD1215-36Q) Current<sup>™</sup> DR (Model 2207-36) Current<sup>™</sup> VR (Model 1207-36) Ellipse<sup>™</sup> DR (Models CD2277-36, CD2277-36Q, CD2377-36, CD2377-36Q, CD2377-36C, CD2377-36QC) Ellipse<sup>™</sup> VR (Models CD1277-36, CD1277-36Q, CD1377-36, CD1377-36Q, CD1377-36C, CD1377-36QC) Fortify Assura<sup>™</sup> DR (Models CD2259-40, CD2259-40Q, CD2359-40, CD2359-40Q, CD2359-40C, CD2359-40QC) Fortify Assura<sup>™</sup> VR (Models CD1259-40, CD1259-40Q, CD1359-40, CD1359-40Q, CD1359-40C, CD1359-40QC) Fortify<sup>™</sup> ST DR (Models CD2235-40, CD2235-40Q) Fortify<sup>™</sup> ST VR (Models CD1235-40, CD1235-40Q) Promote Accel<sup>™</sup> RF (Models CD3215-36, CD3215-36Q) Promote Quadra<sup>™</sup> (Models CD3239-40, CD3239-40Q) Promote<sup>™</sup> (Model 3213-36) Quadra Assura<sup>™</sup> (Models CD3267-40, CD3267-40Q, CD3367-40, CD3367-40Q, CD3367-40C, CD3367-40QC) Quadra Assura MP<sup>™</sup> (Models CD3371-40, CD3371-40Q, CD3371-40C, CD3371-40QC) Unify Assura<sup>™</sup> (Models CD3261-40, CD3261-40Q, CD3361-40, CD3361-40Q, CD3361-40C, CD3361-40QC) Unify Quadra<sup>™</sup> (Models CD3251-40, CD3251-40Q) Unify<sup>™</sup> (Models CD3235-40, CD3235-40Q)</p>	<p><b>1/23/2014</b> <b>Outside US only</b></p> <p>In November 2013, St. Jude Medical released the Merlin<sup>™</sup> Programmer Software version 17.2.2 rev. 0 (herein after referred to as 17.2.2) as an upgrade to existing programmers. Testing has shown that, when using a programmer with the 17.2.2 software, an incorrect value for sinus redetection, potentially affecting the high voltage therapy delivery sequence can occur when a device is programmed to a single VF detection zone. The issue can be introduced during programming of certain families of St. Jude Medical<sup>™</sup> ICD/CRTD devices. The issue is not present when a device is programmed to a two or three zone configuration. When using the 17.2.2 software and any parameter is programmed as part of a single VF detection zone configuration, the sinus redetection value will be inappropriately set to zero milliseconds. As a result, any intrinsic activity following the first shock will be considered a "sinus rate" and the device will diagnose "return to sinus". Therefore, if the arrhythmia was not terminated by the initial high voltage therapy, the ongoing arrhythmia would be considered a new episode causing the next high voltage therapy to also be delivered at the first programmed energy level. For example, if the first shock is programmed to 20 joules and subsequent shocks are programmed to higher energy values, the only HV therapy the patient would receive if the arrhythmia continues and is redetected, would be 20 joules, rather than the increasing HV energy levels as programmed.</p>	<p>Immediate Resolution Steps:</p> <ul style="list-style-type: none"> <li>Review your SJM<sup>™</sup> ICD/CRT-D patient records for patients with affected devices implanted or seen in clinic starting in September 2013 and programmed to a single VF detection zone with the 17.2.2 software. For patients identified during this review we recommend that you schedule an immediate follow-up visit. The programmer software version is printed on the bottom of each report page.</li> <li>For patient devices programmed as described above with 17.2.2 software, a new software version 17.2.3 will correct this issue and is expected to be available by February 2014. Your St. Jude Medical representative will assist you with obtaining and installing the 17.2.3 software on your programmer. Using this software, programming any parameter will reset the return to sinus criteria to normal function.</li> <li>If a patient is seen before the 17.2.3 software is installed, then program the device to a two or three zone configuration, even if one of the zones is strictly a monitor zone. This will resolve the issue when using a programmer with 17.2.2 software.</li> </ul> <p><b>Current Status (December 31, 2020):</b> Software version 17.2.3 which corrected the issue was released in early 2014. No occurrences have been reported or are expected following the field communication and correction.</p>

## ICD AND CRT-D DEVICES

MODEL IDENTIFICATION	ADVISORY	FOLLOW-UP RECOMMENDATIONS AT TIME OF ADVISORY
Fortify™ ST (Models CD1235-40, CD1235-40Q, CD2235-40, CD2235-40Q)	<p><b>4/18/2013</b>  <b>Outside US only</b></p> <p>The Merlin™ PCS programmer software Model 3330 versions 14.2.2, 16.2.1 and 17.2.1.1 provide new features for St. Jude Medical™ ICDs, including an option to enhance the ST diagnostic features in Abbott Fortify™ ST ICD models CD1235-40, CD1235-40Q, CD2235-40 and CD2235-40Q via a device software upgrade. During a device software upgrade, implanted devices are temporarily placed into the back-up pacing (BVVI) and back-up defibrillation only (BDFO) mode. The back-up mode parameter settings will be in effect for the two minute upgrade process. Once the upgrade successfully completes, the device will revert to the previously programmed parameter settings. Depending on the individual patient, this temporary change in parameter values while in back-up defibrillation only mode could make the device susceptible to oversensing and potentially deliver high voltage therapy during the upgrade procedure.</p>	<p>In order to prevent the potential for inappropriate therapy during the software upgrade process, consider programming the “Tachy Therapy Enabled/Disabled” function to Disabled prior to proceeding with the software upgrade. It is imperative to re-interrogate the device and program the “Tachy Therapy Enabled/Disabled” function to Enabled after the upgrade has been successfully completed. As with any device evaluation and programming, ECG monitoring and availability of back up external defibrillation equipment is recommended during the entire software upgrade process.</p> <p><b>Current Status (December 31, 2020):</b> At the time of the advisory there were 20 devices confirmed to be affected by this issue. As of December 31, 2020 there were an additional 52 devices confirmed with this issue. There have been no reports of serious injury or death.</p>

MODEL IDENTIFICATION	ADVISORY	FOLLOW-UP RECOMMENDATIONS AT TIME OF ADVISORY
Convert™+ (Model V-195)	<p><b>5/6/2010</b>  <b>Outside US only</b></p> <p>A condition where devices programmed to a two-zone tachy therapy configuration, using a Merlin™ Patient Care System (PCS) programmer running version 7.2.1, 8.2.1 or 10.2.0 software, can result in the VT Therapy Timeout parameter being programmed OFF and HV therapy not being available if ATP therapies are unsuccessful.</p>	<p>If a patient's device is already programmed to a two zone configuration with a Merlin™ PCS programmer running version 7.2.1, 8.2.1 or 10.2.0, a follow-up visit should be scheduled to perform the recommendations outlined below:</p> <p>A permanent correction is available in the new release of the Merlin™ PCS programmer software version 10.2.2 which has received regulatory approval. Subsequently using a Merlin™ programmer with 10.2.2 (or later) software and following the steps outlined below will ensure that the VT Therapy Timeout parameter is programmed ON.</p> <ol style="list-style-type: none"> <li>1. Interrogate the Convert+ ICD and verify that it is programmed to a two zone configuration.</li> <li>2. Program the device to a single zone, fibrillation only tachycardia mode. This action will program the VT Therapy Timeout parameter ON.</li> <li>3. Re-program the device to the desired two zone configuration. (VT Therapy Timeout will remain ON).</li> </ol> <p>If your patient's device is programmed to a single zone (fib only) there is no need to perform any reprogramming action.</p> <p>As these actions fully correct the potential issue there is no need to consider any device explant.</p> <p><b>Current Status (December 31, 2020):</b> At the time of the advisory there was one report of this issue out of approximately 330 Convert+ Model V-195 ICDs distributed in Europe and Asia. As of December 31, 2020, there have been no additional reports associated with this advisory.</p>

## ICD AND CRT-D DEVICES

MODEL IDENTIFICATION	ADVISORY	FOLLOW-UP RECOMMENDATIONS AT TIME OF ADVISORY
<p>Epic<sup>™</sup> ICDs (Models V-197, V-235, V-337, V-338, V-339), Epic<sup>™</sup> + ICDs (Models V-196, V-233, V-236, V-239, V-350) Epic<sup>™</sup> II ICDs (Models V-158, V-255, V-258, V-355, V-356, V-357) Atlas<sup>™</sup> + ICDs (Model V-340, V-341, V-343, V-193, V-242, V-243) Atlas<sup>™</sup> II ICDs (Models V-168, V-265, V-268, V-365, V-366, V-367)</p>	<p><b>1/16/2008</b> <b>Class II</b></p> <p>A very rare condition (incidence of eight in 143,000 devices worldwide; six in the US and two outside the US) that could lead to a ventricular sensing anomaly in Epic<sup>™</sup> and Atlas<sup>™</sup> family of implantable cardioverter defibrillators (ICDs) has been identified. A loss of ventricular sensing would prevent an ICD from being able to detect an arrhythmia. The loss of ventricular sensing anomaly can only occur when the device's software writes to a particular memory location and only if there is a precise alignment of two timing parameters that normally do not coincide during routine operation of the device. The precise alignment requires the software write to occur at the exact time that a comparison is made during a specific 61 microsecond (<math>\mu</math>sec) window.</p>	<p>A simple programmer software/device firmware upgrade will resolve the issue and prevent a future occurrence. Patients who are followed on a routine basis with scheduled follow-up visits every three to six months should continue with their scheduled visit. Upon interrogation of one of the subject devices, the Merlin<sup>™</sup> Patient Care System and Model 3510 programmers with the newly provided software will automatically identify a device that can benefit from a firmware upgrade and will instruct the clinician that an upgrade is available.</p> <p>St. Jude Medical, along with our independent Medical Advisory Board members, has determined that no other action is recommended.</p> <p><b>Current Status (December 31, 2020):</b> At the time of the advisory, there were 8 worldwide (6 U.S.) devices confirmed to have been affected by this issue. As of December 31, 2020 there have been no additional devices confirmed to have this issue since the time of the advisory.</p>

MODEL IDENTIFICATION	ADVISORY	FOLLOW-UP RECOMMENDATIONS AT TIME OF ADVISORY
<p>Photon<sup>™</sup> DR (V-230HV) (certain serial numbers), Photon<sup>™</sup> Micro VR/DR (Models V-194, V-232), Atlas<sup>™</sup> VR/DR (Models V-199, V-240)</p>	<p><b>10/7/2005</b> <b>Class II</b></p> <p>A particular vendor-supplied memory chip can be affected at a low frequency rate by background levels of atmospheric ionizing cosmic radiation ("background cosmic radiation"). The anomaly can trigger a temporary loss of pacing function and permanent loss of defibrillation support.</p>	<p>In the unlikely event that a device chip is affected by background cosmic radiation, the high current drain condition will deplete the battery voltage rapidly. This can result in loss of output for a period up to approximately 48 hours. During this period, the patient would be without pacing or defibrillation therapy. After this initial period, the battery will reach a voltage level at which the device will enter its "Hardware Reset Mode." This safety mode is designed to preserve the device's ability to provide VVI pacing support. A device that has been reset to the Hardware Reset Mode will operate in the VVI mode at 60 ppm, but will not be capable of providing tachycardia detection or therapy. This will be noted by a warning message on the programmer screen upon device interrogation.</p> <p>To assist in your patient care and following discussions with our independent Medical Advisory Board, Abbott recommends:</p> <p>If it is not already your current practice, physicians should perform routine device monitoring every three months for patients with the affected models listed above.</p> <p>In determining whether additional patient management or follow up may be needed, consider the low failure rate for the anomaly and the unique medical needs and situation of each individual patient, including whether the patient is pacemaker dependent or at high risk for life-threatening arrhythmias.</p> <p>If a patient's device is found in the Hardware Reset Mode, you should arrange for device replacement as soon as possible. You should continue to provide patients with the usual admonitions to keep scheduled appointments and to report all changes in symptoms.</p> <p><b>Current Status (December 31, 2020):</b> At the time of the advisory, there were 60 worldwide (38 U.S.) devices confirmed to have been affected by this issue. As of December 31, 2020 there were an additional 42 worldwide (28 U.S.) devices confirmed with this issue. This is within the 95% confidence interval prediction made at the time of the advisory. There have been no reports of serious injury or death.</p>



## ICD AND CRT-D DEVICES

MODEL IDENTIFICATION	ADVISORY	FOLLOW-UP RECOMMENDATIONS AT TIME OF ADVISORY
<p>Epic<sup>™</sup> DR/HF (V-233, V-337, V-338), Epic<sup>™</sup> Plus DR/VR/HF (V-236, V-239, V-196, V-239T, V-196T, V-350), Atlas<sup>™</sup> DR (V-242), and Atlas<sup>™</sup> Plus DR/VR/HF (V-243, V-193, V-193C, V-340, V-341, V-343)</p>	<p><b>6/13/2005</b> <b>Class II</b></p> <p>Two anomalies have been identified:</p> <ol style="list-style-type: none"> <li>1. Due to a device software anomaly, it is possible that when the device's battery is nearing its elective replacement indicator (ERI), a charging cycle may be skipped.</li> <li>2. After a capacitor charge, if a rate responsive pacing mode (e.g., DDDR, VVIR, etc.) is programmed "On," this "noise" may be interpreted by the device's accelerometer (activity sensor) as physical activity, causing a temporary increase in the pacing rate that may persist after charging is completed.</li> </ol>	<p>Two anomalies were discovered during routine product monitoring. <b>Neither of these anomalies presents a significant clinical risk</b> to your patients, and no clinical complications have been reported to Abbott. <b>Both are easily corrected</b> by performing a simple, automated software download to the device. This potentially affects approximately 30,000 implanted ICDs in the United States and includes the following model numbers:</p> <p>Epic<sup>™</sup> DR/HF (V-233/V-337/V-338), Epic<sup>™</sup> Plus DR/VR/HF (V-236/V-239/V-196/V-239T/V-196T/V-350), Atlas<sup>™</sup> DR (V-242), and Atlas<sup>™</sup> Plus DR/VR/HF (V-243/V-193/V-193C/V-340/V-341/V-343). The first anomaly can occur when one of the affected devices attempts to deliver multiple shocks in rapid succession. Due to a device software anomaly, it is possible that when the device's battery is nearing its elective replacement indicator (ERI), a charging cycle may be skipped. If this were to occur, the first shock will always be delivered as programmed and, if needed, the next shock in the programmed sequence would be delivered after a delay of only two to four seconds. A skipped charge would result in less than the full number of programmed shocks being available for delivery during that episode, but all delivered shocks would be at their programmed energy. This behavior was discovered as an incidental finding during analysis of one returned device that had delivered a large number of high-voltage shocks over a short time period.</p> <p>A second anomaly is caused by electrical "noise" generated as a result of the charging of the device's high-voltage capacitors. After a capacitor charge, if a rate responsive pacing mode (e.g., DDDR, VVIR, etc.) is programmed "On," this "noise" may be interpreted by the device's accelerometer (activity sensor) as physical activity, causing a temporary increase in the pacing rate that may persist after charging is completed. The degree and duration of the rate increase will depend on a variety of factors, but the rate will never exceed the programmed Maximum Sensor Rate, and the device will gradually return to the appropriate rate. The anomalous behavior, which has been observed during the performance of manual capacitor maintenance, has been traced back to a component supplied to Abbott by one vendor; therefore, only the subset of the device models listed above that were manufactured with the affected component (device serial numbers below 141000 for any model) will exhibit this behavior.</p> <p>Abbott has developed <b>programmer software that will automatically detect the affected ICDs and download device software that will correct the "skipped charge" anomaly and mitigate the response to electrical noise.</b> Once the upgrade is performed, the potential for a skipped charge will be eliminated. Additionally, once the upgrade is performed if a rate responsive mode is programmed "On," devices with serial numbers below 141000 will have their rate response functions suspended for the time period during which the electrical noise could be present (i.e., while significant residual voltage remains on the high-voltage capacitors); non-rate responsive pacing at the programmed base rate will continue to be provided as appropriate. This period during which rate response is suspended may last anywhere from a few minutes up to approximately 90 minutes. If rate responsive pacing was ongoing prior to charging, the pacing rate will gradually decrease to the base pacing rate according to the normal rate response recovery algorithm and will remain there while rate responsive pacing is suspended. The rate response behavior for devices with serial numbers greater than 141000 will not be affected by the software download.</p> <p>The software download for potentially affected devices will automatically be initiated the next time the patient's device is interrogated with the v4.8.5 programmer software. Since a skipped charge is more likely to occur in devices that are closer to their elective replacement indicator (ERI), Abbott recommends that if the next patient follow-up is not scheduled to occur within the next six months that the patient be seen within this time period.</p> <p>In addition, if devices are programmed to pacing settings that result in high current consumption, such as high output bi-ventricular pacing, consideration should be given to scheduling the patient for a follow-up visit within three months if it is not scheduled to occur within that time period. As always, Abbott defers to your clinical judgment on any decisions regarding the management of your patients.</p> <p><b>Current Status (December 31, 2020):</b> There have been no implanted devices confirmed to have been affected by this issue since the time of the advisory.</p>

## ICD AND CRT-D DEVICES

MODEL IDENTIFICATION	ADVISORY	FOLLOW-UP RECOMMENDATIONS AT TIME OF ADVISORY
Epic <sup>™</sup> (V-197, V-235), Epic <sup>™</sup> + (V-196, V-236), Epic <sup>™</sup> HF CRT-D (V-338), Epic <sup>™</sup> + HF CRT-D (V-350), Atlas <sup>™</sup> + (V-193, V-243), Atlas <sup>™</sup> + HF CRT-D (V-340), or Atlas <sup>™</sup> (model V-242) ICDs	<p><b>3/10/2005</b>  <b>Class II</b></p> <p>A software parameter that affects the sensitivity of the reed switch in the listed devices was being set to an incorrect value which could prevent these devices from entering the magnet mode to inhibit tachy therapy when an external magnet is applied.</p>	<p>During routine product evaluation, Abbott Quality Assurance identified that a software parameter that affects the sensitivity of the reed switch in the listed devices was being set to an incorrect value during manufacturing beginning in late November of last year. This has the effect of preventing these devices from entering the magnet mode to inhibit tachy therapy when an external magnet is applied. <b>This is a software controlled parameter that can be easily corrected via the programmer.</b> All other bradycardia pacing and tachyarrhythmia detection and therapy features are not affected in devices subject to this notification. Until the magnet sensitivity parameter is corrected via the programmer, tachy therapy may not be properly inhibited as is customary with placement of an external magnet, but can be inhibited by using the programmer to program the device to Defib Off, and then back On as needed.</p> <p>The affected devices were manufactured during a three month period beginning November 22, 2004. <b>To date, there have been no field reports of any magnet mode failures, nor have there been any clinical complications reported associated with this issue.</b> Magnet mode application is usually used to inhibit tachycardia therapy such as when a patient is subjected to electrocautery during a surgical procedure. In order to remedy this situation, in addition to this notification, Abbott Sales Representatives and Field Clinical Engineers have been provided with a simple software tool that can be used to set, via the programmer, the reed switch's magnet sensitivity to the proper value. You may contact them to schedule this reprogramming at the patient's next scheduled follow-up visit or at your discretion.</p> <p><b>Current Status (December 31, 2020):</b> There have been no implanted devices confirmed to have been affected by this issue since the time of the advisory.</p>

## PACEMAKER AND CRT-P DEVICES

MODEL IDENTIFICATION	ADVISORY	FOLLOW-UP RECOMMENDATIONS AT TIME OF ADVISORY
<p>Nanostim™ Leadless Cardiac Pacemaker (Model SIDLCP)</p>	<p><b>11/17/2017</b>  <b>Outside US and US Investigational Device Exemption (IDE) only</b></p> <p>Abbott was made aware of docking button detachments that have occurred following implant or during attempted retrieval of Nanostim™ Leadless Cardiac Pacemaker (LCP) devices. The docking button is a small component (3.6 mm diameter) and is connected to the end of the LCP by two cables. This component is necessary for docking the LCP to the retrieval catheter during a retrieval procedure.</p>	<p>The following patient management recommendations have been developed in consultation with our Leadless Steering Committee members after discussions detailing the occurrences and the potential clinical impact associated with detached docking buttons:</p> <ul style="list-style-type: none"> <li>• Continue following patients as per recommendations of the October 2016 Battery Malfunction for Nanostim™ LCP advisory.</li> <li>• Retrieval of an implanted Nanostim™ LCP with an intact docking button confirmed radiographically remains an option, but should only be considered if the procedure can be performed as per the specifications contained in the instructions for use.             <ul style="list-style-type: none"> <li>• If a detached docking button has been identified, Nanostim™ LCP retrieval is not recommended. In the rare situation where retrieval is the only management option, Abbott recommends the procedure be performed by physicians experienced in foreign body removal, including using the femoral approach. Please contact the Abbott Clinical Study Team for further guidance.</li> </ul> </li> <li>• Prophylactic imaging for the sole purpose of determining if the docking button is intact is not recommended due to the effects of radiation and lack of any clear clinical actions based on results of imaging alone. If the option of Nanostim™ LCP retrieval is being considered, final imaging decisions should take into account the individual patient circumstances and preferences.</li> <li>• If a detached docking button is identified, continue to follow the patient as per the Clinical Study Protocol and report the incident to Abbott and relevant Competent Authority, as appropriate.</li> </ul> <p><b>Current Status: (February 28, 2021):</b> At the time of advisory, three (0.21%) of 1,423 devices implanted worldwide have been reported to have a detached docking button. As of February 28, 2021, a total of 7 have been reported and the rate remains at 0.49%. There have been no reports of serious injury or death.</p>

## PACEMAKER AND CRT-P DEVICES

MODEL IDENTIFICATION	ADVISORY	FOLLOW-UP RECOMMENDATIONS AT TIME OF ADVISORY
<p><b>Global Models</b>            Accent™ MRI™ (Model PM1224)            Accent™ DR RF (Models PM2210, PM2212)            Accent MRI™ (Models PM2218, PM2224)            Accent™ SR RF (Model PM1210)            Accent™ ST DR RF (Models PM2216, PM2222)            Accent™ ST MRI DR RF (Model PM2226)            Accent™ ST MRI SR RF (Model PM1226)            Accent™ ST SR RF (Model PM1222)            Allure Quadra™ RF CRT-P (Model PM3242)            Allure™ RF CRT-P (Model PM3222)            Anthem™ RF CRT-P (Models PM3210, PM3212)            Assurity™ + DR RF (Model PM2260)            Assurity™ + SR RF (Model PM1260)            Assurity™ DR RF (Model PM2240)            Assurity MRI™ (Model PM2272)            Assurity™ SR RF (Model PM1240)            Assurity MRI™ (Model PM1272)            Nuance™ DR RF (Model PM2214)            Nuance™ MRI DR RF (Model PM2230)            Nuance™ MRI SR RF (Model PM1230)            Nuance™ SR RF (Model PM1214)            Nuance™ ST DR RF (Model PM2228)            Nuance™ ST SR RF (Model PM1228)            Quadra Allure MP™ (Model PM3562)            Quadra Allure MP™ RF CRT-P (Model PM3262)            Quadra Allure™ (Model PM3542)            Quadra Relieve MP™ (Model PM3564)            Quadra Relieve MP™ RF CRT-P (Model PM3264)            Quadra Relieve™ (Model PM3544)            Quadra Relieve™ RF CRT-P (Model PM3244)            Relieve™ RF CRT-P (Model PM3224)            Zenex™ + DR RF (Model PM2270)            Zenex™ + SR RF (Model PM1270)            Zenex™ DR RF (Model PM2250)            Zenex™ DR RF MRI (Model PM2282)            Zenex™ SR RF (Model PM1250)            Zenex™ SR RF MRI (Model PM1282)</p>	<p><b>8/28/2017</b>  <b>Class II</b></p> <p>New pacemaker firmware was developed to further mitigate the risk of unauthorized access to our pacemakers that utilize radio frequency (RF) communications. The firmware update provides an additional layer of security against unauthorized access to these devices that further reduces the potential for a successful cybersecurity attack.</p>	<p><b>Patient Management Recommendations</b></p> <p>Prophylactic replacement of affected devices is not recommended.</p> <p>While not intended to serve as a substitute for your professional judgment as to whether the firmware update is advisable for a particular patient, we, along with our Cyber Security Medical Advisory Board, recommend the following:</p> <ul style="list-style-type: none"> <li>• Discuss the risks and benefits of the cybersecurity vulnerabilities and associated firmware update with your patients at the next regularly scheduled visit. As part of this discussion, it is important to consider patient specific issues such as pacemaker dependence, age of device, and patient preference and provide them with the "Patient Communication".</li> <li>• Determine if the update is appropriate given the risk of update for the patient. If deemed appropriate, install this firmware update following the instructions on the programmer (and listed below).</li> <li>• For pacing dependent patients, consider performing the cybersecurity firmware update in a facility where temporary pacing and pacemaker generator change are readily available, due to the very small estimated risk of firmware update malfunction.</li> </ul> <p><b>Current Status (December 31, 2020):</b> We have received no reports of device compromise related to the cybersecurity vulnerabilities in the implanted devices impacted by this communication.</p> <p>If you have any questions about the cybersecurity firmware update you can contact your Abbott representative or our dedicated customer technical support hotline at 1-800-722-3774 (U.S.).</p> <p>Additional materials, including a Patient Communication, can be found on <a href="#">Cardiovascular Product Advisories   Abbott</a>.</p>

## PACEMAKER AND CRT-P DEVICES

MODEL IDENTIFICATION	ADVISORY	FOLLOW-UP RECOMMENDATIONS AT TIME OF ADVISORY
<p>Nanostim™ Leadless Cardiac Pacemaker (Model SIDLCP)</p>	<p><b>10/28/2016</b>  <b>Outside US and US Investigational Device Exemption (IDE) only</b></p> <p>Abbott was made aware of seven (7) reports worldwide of lost telemetry and pacing output as a result of a battery malfunction associated with Nanostim Leadless Cardiac Pacemaker (LCP) devices. Due to these events, we have decided to pause Nanostim LCP implants in the Leadless II IDE/CAP study.</p> <p>Analysis of returned units has found decreased battery capacity due to reduced electrolyte, resulting in high internal battery resistance. This disrupts the required capacity for proper device function and reduces device longevity.</p> <p>Referring to a previously measured battery voltage may not provide an indication of continued normal operation as battery voltage remains normal under these circumstances. The Recommended Replacement Time (RRT) indicator will not be triggered as the battery voltage will remain above RRT in these devices. Battery malfunction may be indicated with a loss of telemetry/communication with the implanted device and/or loss of pacing and magnet mode operation.</p>	<p>In consultation with our Leadless II IDE and our Leadless Postmarket Study Steering Committees we recommend the following:</p> <ul style="list-style-type: none"> <li>• Do not implant unused devices and return them to Abbott.</li> <li>• Do not rely on the RRT indicator to identify a battery that may potentially malfunction. However, if the RRT indicator does trigger, replace the device per standard practice.</li> <li>• Do not perform AV Node ablation in patients with an existing Nanostim LCP without another functional pacing system implanted.</li> <li>• For patients who have not previously been documented to be pacemaker dependent, re-assess patients in-office for pacemaker dependence.</li> <li>• <b>For non-pacemaker dependent patients with devices of implant duration ≥ 24 months, more intensive follow-up and monitoring is recommended.</b> <ul style="list-style-type: none"> <li>• Implant Duration ≥ 24 months: Request follow-up as soon as possible to assess the status of the battery. Then, monthly follow-up is recommended through in-office visits or a reliable method of tele-monitoring of heart rate and electrocardiogram.</li> <li>• Implant Duration &lt; 24 months: Continue follow up per protocol.</li> </ul> </li> <li>• <b>For pacemaker dependent patients, device replacement is recommended (priority should be for patients with implants of longer duration).</b> <ul style="list-style-type: none"> <li>• Identify and treat patients as quickly as possible.</li> <li>• Interrogate the device and identify the ability to communicate with the device and the patient's underlying rhythm.</li> <li>• Determine the strategy for management, including a decision whether to retrieve or abandon the Nanostim LCP, based on the individual patient's clinical history and overall medical condition. Use a temporary pacemaker for backup pacing while replacing the Nanostim device where clinically indicated.</li> <li>• If the device is to be retrieved, use the Nanostim retrieval system as per the standard procedure described in the instructions for use.</li> <li>• If the device will not be retrieved or if retrieval was attempted and not possible, implant a new pacemaker lead (bipolar) at a distance from the existing LCP to prevent long-term mechanical and electrical interactions. Confirm the location using multiple radiographic views.</li> <li>• After implantation of the new pacing system, if it is possible to communicate with the LCP, turn "OFF" the abandoned LCP system. If the LCP device cannot be turned "OFF", consider programming the newly implanted system a minimum of 5 bpm faster than the LCP in order to inhibit the Nanostim device.</li> </ul> </li> </ul> <p><b>Current Status: (February 28, 2021):</b> At the time of advisory, seven (7) reported devices (0.50%) of 1,423 implanted devices worldwide have exhibited battery malfunction at 29-37 months after implant. As of February 28, 2021, there were additional reports and the rate is now 21.9%. There have been no reports of serious injury or death.</p>

## PACEMAKER AND CRT-P DEVICES

MODEL IDENTIFICATION	ADVISORY	FOLLOW-UP RECOMMENDATIONS AT TIME OF ADVISORY
Accent™ SR (Model PM1110) Accent™ DR (Model PM2112)	<p><b>12/7/2012</b> <b>Outside US Only</b></p> <p>Due to an incorrect software setting, a specific subset of the Accent™ SR and Accent™ DR devices shipped to certain countries outside the US will not provide a change in the sensor driven (rate responsive) pacing rates in response to patient physical activity. All other programmed parameters, features and functions operate as designed, e.g. an Accent DR device programmed to DDDR will appropriately track atrial activity and properly function in the DDD mode. A non-invasive programmer software solution that will correct the issue in all affected, implanted devices will be available once regulatory approval has been completed.</p>	<p>Abbott makes the following recommendations:</p> <p>Identify affected patient</p> <ul style="list-style-type: none"> <li>• Review your patient's clinical indications for pacing and determine the clinical need for rate responsive, sensor driven pacing.</li> <li>• In the event that a patient requires rate responsive sensor driven activity pacing and exhibits clinical symptoms due to the lack of increased pacing rates with exercise, please contact your local Sales Representative or our Technical Support</li> <li>• Continue to follow patients on their standard follow-up schedule.</li> </ul> <p><b>Current Status (December 31, 2020):</b> The programmer software update was released in April 2013. At the time of the advisory, approximately 6,000 affected devices were implanted. There have been no additional devices confirmed to have this issue since the time of the software release in April 2013.</p>

MODEL IDENTIFICATION	ADVISORY	FOLLOW-UP RECOMMENDATIONS AT TIME OF ADVISORY
Accent™ DR (Models PM2110, PM2112, PM2210, PM2212), Anthem™ CRT-P (Models PM3110, PM3112, PM3210, PM3212)	<p><b>9/22/2011</b> <b>Class II</b></p> <p>A small amount of electrical charge may accumulate within an internal capacitor which results in a low or varying pacing lead impedance (PLI) value during the automatic daily measurements. An out of range lead impedance measurement may result in a patient notifier alert, a remote monitoring Merlin.net™ Patient Care Network alert, or a prior alert message to be displayed on the programmer screen at the next in-clinic follow-up.</p>	<p>In order to prevent a false reading, a new Merlin™ Patient Care System programmer software version is available. When used to interrogate an Accent DR or Anthem CRT-P pacemaker this software will eliminate the potential for this anomaly to occur. With the new software, the programmer will automatically activate circuitry in the pacemaker during the interrogation process to ensure that any residual charge on the capacitor is discharged prior to performing the daily PLI measurement. The onetime upgrade is performed automatically on affected devices and will not change the operation of the implanted device. Your St. Jude Medical Sales Representative will assist you in loading the new programmer software onto your Merlin programmer.</p> <p>If you are following any patients implanted with Accent DR pacemakers or Anthem CRT-P devices, St. Jude Medical makes the following recommendations, which are consistent with standard best practices:</p> <ul style="list-style-type: none"> <li>• Ensure that the new programmer software version is loaded on your programmers as soon as practical.</li> <li>• Continue to follow patients on their standard follow-up schedule. Since the likelihood of the low lead impedance measurement is low, the device interrogation can be performed at the patient's next regular scheduled follow-up visit.</li> <li>• In the event that a patient receives a low lead impedance alert before the new programmer software has been loaded, we suggest that you evaluate the device as you normally would for any such instance. If the daily pacing lead impedance value is out-of range, re-interrogate the device's measured data and look at the lead impedance values. This "in-clinic" measurement is not affected by the aforementioned capacitor charge build-up and will provide an accurate lead impedance measurement.</li> </ul> <p><b>Current Status (December 31, 2020):</b> Worldwide, 13 Accent DR (&lt;0.01%) and 225 Anthem CRT-P (1.6%) devices have exhibited this diagnostic anomaly.</p>

## PACEMAKER AND CRT-P DEVICES

MODEL IDENTIFICATION	ADVISORY	FOLLOW-UP RECOMMENDATIONS AT TIME OF ADVISORY
Identity <sup>™</sup> SR (Model 5172) Identity <sup>™</sup> DR (Model 5370) Identity <sup>™</sup> XL DR (Model 5376)	<p><b>10/12/2006</b> <b>Class II</b></p> <p>A programmer software anomaly can lead to incorrect reporting of battery voltage, expected battery longevity and elective replacement indicator (ERI) status in Abbott Identity<sup>™</sup> pacemakers. The anomaly does not affect the device's actual battery voltage, longevity or functionality, but could result in inaccurate reporting of the status of these measured data parameters. This software anomaly can appear in the Abbott Identity<sup>™</sup> family of pacemakers when programmed by the Abbott APS<sup>™</sup> III Model 3500/3510 or Merlin<sup>™</sup> Patient Care System Model 3650 programmers.</p>	<p>No follow-up is recommended at the time of advisory. Devices do not need to be replaced. A programmer software update, pending FDA and other regulatory agency approval, will mitigate this anomaly when the device is interrogated. Before the programmer software update is available, any subsequent measured data update that is performed during the session would be valid and the device operating magnet rate would be up-to-date. After the programmer software update is available, any device affected by this issue will be automatically corrected via the normal interrogation process.</p> <p><b>Current Status (December 31, 2020):</b> At the time of the advisory, there were 53 worldwide (50 U.S.) devices confirmed to have been affected by this issue. As of December 31, 2020 there were an additional 78 worldwide (65 U.S.) devices confirmed with this issue, all prior to the distribution of the software fix.</p>

## LEFT-HEART LEADS

MODEL IDENTIFICATION	ADVISORY	FOLLOW-UP RECOMMENDATIONS AT TIME OF ADVISORY
<p>QuickSite™ (Models 1056T, 1058T) QuickFlex™ (Models 1156T, 1158T)</p>	<p><b>4/3/2012</b> <b>Class II</b></p> <p>Abrasion of the silicone insulation in the distal portion of QuickSite and QuickFlex leads has led to visual observations of externalized conductors.</p> <p>There have been no reports of death or serious injury associated with the externalized conductors; likewise there have been no electrical dysfunctions attributable to the externalized conductors.</p> <p>The reported rate of externalized conductors in the QuickSite and QuickFlex leads is 0.023%, based on 39 confirmed cases of externalized conductors in a population of approximately 82,000 QuickSite and 89,000 QuickFlex leads sold worldwide.</p> <p>This issue is under-detected because these cases are visual observations without any signs of electrical dysfunction and fluoroscopic/xray imaging is not routine. Based on a review of returned leads and available fluoroscopic and x-ray images of patients with QuickSite and QuickFlex leads (1,219 leads), it is estimated that the incidence of conductor externalization on these leads may be 3% to 4%.</p>	<p>Abbott and its Medical Advisory Board recommend that physicians continue to monitor their patient's implanted system at regularly scheduled intervals with attention paid to diagnostic information related to LV pacing performance, in particular LV lead impedance and capture thresholds. Programming of alerts that monitor lead impedance changes outside of the nominal range and enabling the patient notifier should be considered. A special X-ray or fluoroscopic imaging is not recommended for LV CRT leads with normal electrical function. CRT pacing functionality should be evaluated during routine device checks and only leads exhibiting electrical anomalies that cannot be reprogrammed to deliver effective CRT pacing should be considered for replacement.</p> <p><b>Current Status (December 31, 2020):</b> At the time of the advisory there was a worldwide reported externalized conductor rate of 0.023% in QuickSite and QuickFlex leads. As of December 31, 2020, the worldwide reported externalized conductor rate (based on both returns and non-returns) for QuickSite and QuickFlex leads was 0.27%.</p>



## DEFIBRILLATION LEADS

MODEL IDENTIFICATION	ADVISORY	FOLLOW-UP RECOMMENDATIONS AT TIME OF ADVISORY
<p>Optisure™ Defibrillation Lead (Models LDA220, LDA220Q, LDA230Q, LDP220Q)</p>	<p><b>11/3/2015</b> <b>Class I</b></p> <p>A limited number of dual coil Optisure defibrillation leads may have been compromised during the manufacturing process. A trim technique to remove excess medical adhesive around the SVC shock coil may have introduced damage to the lead's insulation.</p> <p>A thorough investigation has determined the probability of a lead malfunction as a result of this trim technique is very low. A total of 447 leads subjected to the trim technique were distributed globally. Of those, 278 were implanted in the United States. St. Jude Medical is not aware of any adverse clinical events related to this matter. Furthermore, an analysis of patients implanted with the subject leads that are being actively monitored via Merlin.net™ Patient Care Network has shown that none of these patients have experienced any recorded electrical issues.</p>	<p>Abbott recommends the following actions depending on the device the affected patients have implanted. According to our records the vast majority of patients with the subject leads have devices with the DynamicTx™ feature that provides additional protection to help ensure therapy delivery in the case of a compromised lead.</p> <p>For patients implanted with a potentially-impacted Optisure lead connected to a device WITH DynamicTx™ technology, we recommend:</p> <p>Review the Patient Records:</p> <ol style="list-style-type: none"> <li>1. Ensure DynamicTx™ technology is programmed "On"</li> <li>2. Enroll these patients in our Merlin.net™ Patient Care Network</li> <li>3. Monitor patients as normal, with no additional testing or follow-up needed.</li> </ol> <p>For patients implanted with a potentially-impacted Optisure lead connected to a device WITHOUT DynamicTx™ technology we recommend:</p> <ol style="list-style-type: none"> <li>1. Enroll these patients in our Merlin.net™ Patient Care Network</li> <li>2. Where clinically appropriate, consider turning off the SVC coil (select RV-to-Can vector)</li> <li>3. If dual coil shocking configuration is desired, consider performing a high voltage test using maximum energy.             <ol style="list-style-type: none"> <li>a. If shock delivery is normal - no additional testing is required</li> <li>b. If shock delivery identifies a short circuit – consider lead replacement</li> </ol> </li> </ol> <ul style="list-style-type: none"> <li>• DynamicTx™ technology automatically adjusts shock configurations to ensure the delivery of high-voltage therapy even if an electrical short were to occur.</li> </ul> <p>We recommend at your patient's next follow-up visit a St. Jude Medical representative be present to program an alert message into the implanted device. This will provide clinicians following patients with impacted subject lead an alert message on the Merlin™ Programmer upon interrogation, ensuring that future caregivers assessing the diagnostics of these devices receive the latest information and be made aware of this corrective action. We believe such actions will further the ability of our clinician partners to most optimally manage the care of their patients.</p>

## DEFIBRILLATION LEADS

MODEL IDENTIFICATION	ADVISORY	FOLLOW-UP RECOMMENDATIONS AT TIME OF ADVISORY
<p>Riata<sup>™</sup> Defibrillation Lead (Models 1570, 1571, 1572, 1580, 1581, 1582)                      Riata<sup>™</sup> i Defibrillation Lead (Models 1560, 1561, 1562, 1590, 1591, 1592)                      Riata<sup>™</sup> ST Defibrillation Lead (Models 7000, 7001, 7002, 7010, 7011, 7040, 7041, 7042)</p>	<p><b>11/28/2011</b>  <b>Class I</b></p> <p>Externalized conductors occur when an abrasion results in an outer insulation breach, allowing the normally contained conductors to become visible outside the lead body. Even though causality cannot be established, when externalized conductors are accompanied by reports of electrical malfunction, these reports typically include pacing or defibrillation impedance changes, inappropriate therapy, noise and oversensing, and pacing threshold rise. Externalized conductors have not been observed in Riata ST Optim<sup>™</sup> and Durata<sup>™</sup> models due to the presence of an abrasion resistant outer Optim<sup>™</sup> lead insulation sheath.</p> <p>A summary of the types and incidence rates of Riata lead abrasion malfunctions is presented on pages 302-305 of this Product Performance Report.</p>	<p>Abbott and its Medical Advisory Board (MAB) make the following recommendations, which are consistent with standard best practices and our December 2010 product communication.</p> <p>Whenever possible, monitor devices and leads remotely and advise your patients of the importance of contacting you should they experience any adverse events. Abbott<sup>™</sup> remote monitoring features can be used to detect electrical changes early that may be associated with externalized conductors.</p> <p>Continue to monitor your patient's implanted system at regularly scheduled intervals with particular attention to diagnostic information related to defibrillation lead performance. The recommendations for frequency of in-person are a follow-up period of every 3 - 6 months for ICD/CRT-D devices per the HRS/EHRA consensus.</p> <p>Review lead measurements including pacing and high voltage lead impedances per your standard follow-up procedures in particular looking for significant changes from the patient's previous follow-up visits.</p> <p>If there is evidence of a lead electrical failure, manage the patient per standard practice.<sup>1</sup> This may include x-ray or fluoroscopy. Additional testing, if necessary, could include provocative methods such as shoulder and arm movements and deep respiration while looking at the surface ECG and intracardiac electrograms with the programmer, which may reveal an intermittent problem associated with any source of lead electrical failure if one exists.</p> <p>The value of routine x-ray or fluoroscopy for patients with leads having no electrical abnormalities is unknown at this time and is therefore not recommended.</p> <p>In addition, prophylactic explant or replacement of a lead without electrical dysfunction is not recommended.</p> <p>Currently there is no expert consensus regarding whether patients undergoing pulse generator replacement should undergo fluoroscopy or lead replacement should an externalized conductor without electrical anomalies be present. This is, in part, because the risk versus benefit of replacing a lead in such a patient may vary from patient to patient and center to center. Clinical decisions in this setting should be individualized based on specific patient conditions and circumstances.</p> <p>Based on input from the MAB, Abbott continues to monitor post-market surveillance data to evaluate further the incidence of externalized conductors and the long-term performance of leads with externalized conductors that do not exhibit electrical abnormalities.</p> <p><b>Current Status (February 28, 2021):</b> At the time of the advisory there was a worldwide reported all-cause insulation abrasion rate of 0.63% for Riata silicone leads. The worldwide reported rate for the subcategory of externalized conductors in Riata silicone leads was 0.10%. As of February 28, 2021, there have been additional reports. The worldwide reported rates of all-cause abrasion and externalized conductors for Riata silicone leads was 4.79% and 2.88% respectively. The latest information related to the silicone Riata lead advisory, including the final results of the Cardiac Lead Assessment Study (CLAS) and references to independent studies of Riata lead performance, can be obtained at <a href="https://www.cardiovascular.abbott/us/en/hcp/product-advisories/riata.html">https://www.cardiovascular.abbott/us/en/hcp/product-advisories/riata.html</a>.</p>

<sup>1</sup> Epstein, A.E. "Troubleshooting of Implantable Cardioverter-Defibrillators." *Clinical Cardiac Pacing, Defibrillation, and Resynchronization Therapy, 4th ed.* Eds. Ellenbogen, K.A., Kay G.N., Lau, C-P., Wilkoff, B.L. Philadelphia: Elsevier, 2011. 889-910.

## DEFIBRILLATION LEADS

MODEL IDENTIFICATION	ADVISORY	FOLLOW-UP RECOMMENDATIONS AT TIME OF ADVISORY
<p>Riata<sup>™</sup> Defibrillation Lead (Models 1570, 1571, 1572, 1580, 1581, 1582)                      Riata<sup>™</sup> i Defibrillation Lead (Models 1560, 1561, 1562, 1590, 1591, 1592)                      Riata<sup>™</sup> ST Defibrillation Lead (Models 7000, 7001, 7002, 7010, 7011, 7040, 7041, 7042)</p>	<p><b>12/15/2010</b>  <b>Outside US Only</b></p> <p>Abrasion of silicone defibrillation leads is acknowledged within the clinical community as a well known clinical risk and is documented in the literature as the number one cause of lead failure across the industry with reported failure rates ranging from 3 to 10%. After more than 9 years of clinical use and approximately 227,000 implants, silicone insulated Riata<sup>™</sup>, Riata<sup>™</sup> i, and Riata<sup>™</sup> ST defibrillation leads have exhibited an insulation abrasion rate of 0.47% (inclusive of confirmed returns and complaints/observations with no associated return). There are several factors that can contribute to lead abrasion in implanted pacing and defibrillation systems, including physiological stresses placed on the lead due to patient anatomy, implant orientation, and mechanical stresses applied from concomitant devices in the body.</p> <p>A summary of the types and incidence rates of Riata lead abrasion malfunctions is presented on pages 302-305 of this Product Performance Report.</p>	<p>Continue to monitor your patient's implanted system at regularly scheduled intervals with particular attention to diagnostic information related to defibrillation lead performance. The recommendations for frequency of in-person or remote monitoring are a follow-up period of every 3 - 6 months for ICD/CRT-D devices per the HRS/EHRA consensus.</p> <p>Review lead measurements including pacing and high voltage lead impedances per your standard follow-up procedure in particular looking for significant changes from the patient's previous follow-up visits.</p> <p>If there is evidence of a lead electrical failure, manage the patient per standard practice.<sup>1</sup> This may include x-ray or fluoroscopy. Additional testing if necessary could include provocative methods such as shoulder and arm movements and deep respiration while looking at the surface ECG and intracardiac electrograms with the programmer, which may reveal an intermittent problem if one exists.</p> <p>Consider remote monitoring and advise your patients of the importance of contacting you if they experience any adverse events.</p> <p><b>Current Status (February 28, 2021):</b> At the time of the advisory there was a worldwide insulation abrasion rate of 0.47% for Riata silicone leads. As of February 28, 2021, there have been additional reports and the worldwide reported insulation abrasion rate is 4.79%.</p>

<sup>1</sup> Epstein, A.E. "Troubleshooting of Implantable Cardioverter-Defibrillators." *Clinical Cardiac Pacing, Defibrillation, and Resynchronization Therapy, 4th ed.* Eds. Ellenbogen, K.A., Kay G.N., Lau, C-P., Wilkoff, B.L. Philadelphia: Elsevier, 2011. 889-910.

## ICM DEVICES

MODEL IDENTIFICATION	ADVISORY	FOLLOW-UP RECOMMENDATIONS AT TIME OF ADVISORY
<p>Confirm Rx™ (Model DM3500)</p>	<p><b>5/18/2018</b> <b>Class II</b> <b>US Only</b></p> <p>Abbott advised physicians that exposure to sub-freezing temperatures during our supply chain process caused a transient battery voltage drop for a small number of Confirm Rx™ Model DM3500 Insertable Cardiac Monitoring (ICM) devices.</p>	<p>Prophylactic replacement of affected devices is not recommended.</p> <p>To correct implanted devices or detect affected units before implant, it is required to update to Merlin™ programmer software version 24.2.x or later. If you do not yet have this software version, you may contact your Abbott representative to facilitate in upgrading your programmer(s).</p> <p><b>Recommendations for Patients with Implanted Devices</b> Abbott reviewed data in Merlin.net™ Patient Care Network to identify implanted devices with an incorrect low battery indicator. Patients confirmed to be impacted can be found in the enclosed Patient List. Additionally, implanted patients who could not be assessed for this condition through data available in Merlin.net™ PCN are included in this list. We recommend performing the following actions at the patient's next regularly scheduled visit:</p> <ul style="list-style-type: none"> <li>• For patients confirmed to be impacted, contact Abbott Technical Services to assist in correcting the battery indicator.</li> <li>• For Confirm Rx™ device patients requiring further assessment to determine potential impact, review post-implant programmer printouts or session records to determine whether a low battery indicator is present.</li> <li>• If a low battery indicator is observed, contact Abbott Technical Services to assist in confirmation and correction of the battery indicator display.</li> </ul> <p><b>Recommendations for Devices not yet Implanted</b> For new implants, Merlin™ programmer software version 24.2.x or later will detect this incorrect low battery indicator condition. Interrogate all new Confirm Rx devices prior to implant. If the notification pop-up is displayed, follow the on-screen instructions to proceed with contacting Abbott Technical Services and select an alternate device for the implant.</p> <p><b>Current Status (December 31, 2020):</b> At the time of the advisory, 0.41% devices distributed worldwide have been reported to have experienced incorrect display of low battery indicator. As of December 31, 2020 the rate is now 0.283%. There have been no reports of serious injury or death.</p> <p>If you have any questions about this communication or the patient management recommendations, please contact your Abbott representative or Abbott Technical Support at 1-800-722-3774 (U.S.). Additional materials, can be found on <a href="http://www.abbott.com">www.abbott.com</a>.</p>

## ICM DEVICES

MODEL IDENTIFICATION	ADVISORY	FOLLOW-UP RECOMMENDATIONS AT TIME OF ADVISORY
<p>SJM Confirm™ ICM (Models DM2100, DM2102)</p>	<p><b>3/11/2011</b> <b>Class II</b> <b>US and Germany</b></p> <p>A product firmware upgrade using the Merlin™ Patient Care System (PCS) programmer running software versions 10.1.1.3, 10.1.1.2, or 11.2.2 leaves the implantable cardiac monitor device in a state which results in increased current usage. If not corrected this state could result in premature battery depletion.</p>	<p>If you are following any patients implanted with the SJM Confirm ICM Models DM2100 or DM2102 and their device was upgraded using the Merlin programmer with the above mentioned software versions it is recommended to determine the patient's clinical reason for the implant and their continued need for the device:</p> <ul style="list-style-type: none"> <li>• If the device has previously been used to record and assist in the diagnosis of an arrhythmia and is no longer needed, no further action is required. The device will exhaust its battery capacity prior to the 3 year expected longevity.</li> <li>• If the unit is still indicated for diagnosing a potential clinical arrhythmia, contact your Field Clinical Engineer and he/she will assist in calculating the projected remaining longevity. If appropriate, the microprocessor operation can be reset to the nominal current drain.</li> <li>• If the device is no longer indicated it can be left implanted until such time that a routine explant is desired.</li> </ul> <p>If the device is determined to be necessary and is experiencing increased current usage as described above, it can be corrected with assistance from your Sales Representative or St. Jude Medical Technical Services.</p> <p>St. Jude Medical is in the process of developing new Merlin PCS programmer software that will properly upgrade SJM Confirm devices.</p> <p><b>Current Status (December 31, 2020):</b> At the time of the advisory, 83 implanted devices world-wide were identified as having undergone the problematic firmware upgrade. All of these devices have been corrected using the Merlin PCS programmer or were determined by the clinician to not require further action because the device had already provided the necessary diagnostic information and was no longer required. There have been no additional implanted devices confirmed to have been affected by this issue. Updated Merlin PCS programmer software has been implemented which prevents this issue from occurring in the future.</p>

## REMOTE MONITORING/TRANSMITTERS

MODEL IDENTIFICATION	ADVISORY	FOLLOW-UP RECOMMENDATIONS AT TIME OF ADVISORY
<p>Merlin@home™ Software Model EX2000 v8.2.2 for Merlin@home™ Transmitter (Models EX1150, EX1150W, EX1100, EX1100W)</p>	<p><b>4/3/2017</b> <b>Class II</b></p> <p>In recognition of the changing cybersecurity landscape, and the increased public attention on medical device cyber risks, we have informed the clinical community about available updates to Merlin@home™ transmitter software. The Merlin@home™ patient transmitter software version 8.2.2 includes security updates that complement the company's existing security measures and further reduce the already extremely low cybersecurity risks.</p>	<ul style="list-style-type: none"> <li>• Patients should ensure that their Merlin@home™ transmitter is plugged in and connected via cellular adapter, wi-fi or landline so the transmitter can receive these and any future updates.</li> <li>• Health Care Providers should continue to conduct patient management using the Merlin.net™ Patient Care Network (PCN) and in-office follow-ups per normal routine with patients who have an implantable cardiac device that is monitored using the Merlin@home™ transmitter.</li> <li>• For further information, health care providers can contact the local sales representative. In addition, both health care providers and patients can visit <a href="http://www.sjm.com/Merlin">www.sjm.com/Merlin</a> for answers to questions and additional information regarding Abbott's implantable cardiac rhythm devices, or the Merlin@home™ transmitter.</li> </ul> <p><b>Current Status (December 31, 2020):</b> We have received no reports of device compromise related to the cybersecurity vulnerabilities in the implanted devices impacted by this communication.</p>

## REMOTE MONITORING/TRANSMITTERS

MODEL IDENTIFICATION	ADVISORY	FOLLOW-UP RECOMMENDATIONS AT TIME OF ADVISORY
Merlin@home™ RF Remote Monitoring Transmitter EX1150	<p data-bbox="541 345 617 386"><b>12/18/2014</b> <b>Class II</b></p> <p data-bbox="541 410 976 557">A low incidence of Merlin@home transmitters initiating a software reset resulting in backup operation in some implanted Abbott Radio Frequency (RF) enabled Implantable Cardioverter Defibrillators (ICDs) and Pacemakers. Potentially affected RF devices include the Abbott Ellipse™, Fortify Assura™, Unify Assura™, and Quadra Assura™ ICDs and Assurity™ and Allure™ Pacemakers.</p> <p data-bbox="541 581 987 854">In the event that an Ellipse, Fortify Assura, Unify Assura, or Quadra Assura ICD enters backup mode, the nominal operational settings will be VVI pacing mode, 67 ppm, 5.0v/0.6ms with bipolar pacing output and defibrillation settings of a VF detection rate of 146 bpm and 36J high voltage therapy. In the event an Assurity or Allure pacemaker enters backup mode, it will have output settings of VVI pacing mode, 67 ppm, 5.0v/0.6ms with unipolar pacing. This issue can only occur when the patient is being actively monitored by a Merlin@home™ RF bedside transmitter. If a device enters backup mode, the Merlin@home system will detect it and an alert will be provided to the clinic. Additionally, the ICD will deliver a patient vibratory alert and the pacemaker will deliver a patient audible alert.</p> <p data-bbox="541 878 987 1130">For Ellipse, Fortify Assura, Unify Assura and Quadra Assura ICDs, the rate of occurrence is 0.25% based on 55,000 devices followed via Merlin.net™ remote monitoring. For Assurity and Allure pacemakers, the rate of occurrence is 0.016% based on 12,000 devices followed remotely. All pacemakers and the vast majority (approximately 90%) of ICDs reported to exhibit backup operation as a result of this anomaly were non-invasively restored to normal operation. In approximately 10% of the ICD cases, software was unable to be successfully restored and a device replacement was performed. The software download procedure was revised to ensure a successful download if an incident of a software reset were to occur in the future.</p> <p data-bbox="541 1154 987 1276">There have been no reported cases of serious injury or death associated with this anomaly. The issue will be resolved with a software update of the Merlin@home transmitter that will be performed automatically over its telephone, broadband, or cellular connection without requiring any action from you or your patients.</p> <p data-bbox="541 1300 617 1320"><b>9/19/2015</b></p> <p data-bbox="541 1325 976 1404">An additional software upgrade was implemented to address a second software anomaly which coexisted in the Merlin@home transmitter system that also had the potential to cause software resets for potentially affected Abbott devices.</p>	<p data-bbox="1014 345 1953 451">The Merlin@home transmitter software has been modified to prevent this issue from occurring and has received FDA approval. A Merlin@home software update will be performed automatically over its telephone, broadband, or cellular connection without requiring any action from you or your patients. No changes to your patient's remote or in-clinic follow up schedules are required. Patients with implanted devices not mentioned above, patients who are being remotely followed with inductive telemetry (wand directly over the device) and patients not being followed remotely are not affected by this issue.</p> <p data-bbox="1014 475 1953 581"><b>Current Status (December 31, 2020):</b> In December 2014, the worldwide event rate of Merlin@home transmitters initiating a software reset resulting in backup operation for Ellipse, Fortify Assura, Unify Assura and Quadra Assura ICDs was 0.30% based on 83,000 devices followed via Merlin.net Patient Care Network (Merlin remote monitoring). For Assurity and Allure pacemakers, the rate of occurrence was 0.06% based on 12,000 devices followed remotely. As of December 31, 2020, the cumulative incidence rate based on worldwide sales for Ellipse, Fortify Assura, Unify Assura and Quadra Assura ICDs is 0.19%.</p>

# Healthcare Professional Communications



## PACEMAKER AND CRT-P DEVICES

MODEL IDENTIFICATION	COMMUNICATION	DETAILS
<p>Affinity<sup>™</sup>, Entity<sup>™</sup>, Integrity<sup>™</sup>, Identity<sup>™</sup>, Sustain<sup>™</sup>, Frontier<sup>™</sup>, Victory<sup>™</sup> and Zephyr<sup>™</sup> models</p>	<p><b>1/29/2014</b> <b>Worldwide</b></p> <p>As part of Abbott's commitment to communications on device performance, and in consultation with our Medical Advisory Board, we provided Health Care Professionals information regarding possible effects of electrocautery on older generation Abbott pacemakers.</p>	<p>Abbott has reviewed incident reports on specific older generation pacemaker models exposed to electrocautery. When devices from these pacemaker families are exposed to electrocautery (as well as the PEAK PlasmaBlade<sup>™</sup> blade), they may exhibit a temporary change in function that could persist for 30 seconds or longer after the electrocautery exposure has been terminated. The duration of the effect depends on several factors including the battery voltage of the device, the energy of the electrocautery output, and the distance from the electrocautery source to the implanted system. The most clinically significant observation has been loss of capture due to a transient reduction in the pacing output voltage. Placing a magnet over the device or programming to an asynchronous pacing mode will not prevent this temporary reduction in pacing output.</p> <p>The effects of electrocautery on cardiac implantable electronic device operation are well documented in the scientific literature and most, if not all, pacemaker and implantable cardioverter defibrillator (ICD) User's Manuals include labeling about the use of electrosurgery equipment and its possible effects on the operational characteristics and/or internal circuitry of these devices.</p> <p>As is the case with all perioperative assessments in patients with cardiac implantable electronic devices, evaluating the individual patient's dependence on the implanted device should be assessed prior to any procedure that would ordinarily require electrocautery, particularly a pacemaker procedure. If pacemaker dependency is identified, either do not use electrocautery or employ appropriate precautions to ensure that the heart rate will be supported in the presence of electrocautery. Consideration of placing a temporary transvenous pacemaker is appropriate.<sup>1,2</sup></p> <p>All Abbott pacemaker and ICD User's Manuals provide Warnings and Precautions regarding the use of electrosurgical devices in the vicinity of an implanted device.</p> <p>Importantly, the more recent families of Abbott pacemakers (Accent and Anthem) and all ICDs are not subject to this temporary change in function from the extended effects of electrocautery.</p> <p>References:</p> <p><sup>1</sup> Hayes and Friedman, Cardiac Pacing, Defibrillation and Resynchronization, 2nd Edition, p. 192</p> <p><sup>2</sup> Ellenbogen and Wood, Cardiac Pacing and ICDs, 4th Edition, p. 227</p>

# Index

## CRT DEVICES

Allure Quadra MP™ CRT-P (PM3262)	65
Allure Quadra MP™ CRT-P (PM3562)	64
Allure Quadra™ RF CRT-P (PM3242)	67
Allure™ RF CRT-P (PM3222)	66
Anthem™ RF CRT-P (PM3210)	68
Atlas™ + HF CRT-D (V-343)	51
Frontier™ II CRT-P (5586)	70
Gallant™ HF CRT-D (CDHFA500Q)	16
Promote™ + CRT-D (CD3211-36)	47
Promote™ + CRT-D (CD3211-36Q)	45
Promote™ RF CRT-D (3207-36)	49
Quadra Assura™ CRT-D (CD3265-40)	33
Quadra Assura™ CRT-D (CD3265-40Q)	31
Quadra Assura™ CRT-D (CD3365-40C)	23
Quadra Assura™ CRT-D (CD3365-40Q)	20
Quadra Assura MP™ CRT-D (CD3369-40C)	19
Quadra Assura MP™ CRT-D (CD3369-40Q)	17
Unify Assura™ CRT-D (CD3257-40)	36
Unify Assura™ CRT-D (CD3257-40Q)	35
Unify Assura™ CRT-D (CD3357-40C)	28
Unify Assura™ CRT-D (CD3357-40Q)	25
Unify Quadra™ CRT-D (CD3249-40)	39
Unify Quadra™ CRT-D (CD3249-40Q)	37
Unify™ CRT-D (CD3231-40)	43
Unify™ CRT-D (CD3231-40Q)	41

## LEFT-HEART LEADS

Quartet™ (1456Q)	79
Quartet™ (1457Q)	78
Quartet™ (1458Q)	80
Quartet™ (1458QL)	77
QuickFlex™ (1156T)	84
QuickFlex™ μ (1258T)	82
QuickFlex™ XL (1158T)	86
QuickSite™ (1056K)	92
QuickSite™ (1056T)	90
QuickSite™ XL (1058T)	88

## ICDS

Atlas™ + DR (V-243)	123
Atlas™ + VR (V-193)	155
Atlas™ II + DR (V-268)	121
Atlas™ II VR (V-168)	154

## PG

## PG

## PG

## ICDS

Current™ + DR (CD2211-36)	117
Current™ + DR (CD2211-36Q)	115
Current™ + VR (CD1211-36)	151
Current™ + VR (CD1211-36Q)	149
Current™ DR RF (2207-36)	119
Current™ VR RF (1207-36)	152
Ellipse™ DR (CD2311-36)	108
Ellipse™ DR (CD2311-36Q)	107
Ellipse™ DR (CD2411-36C)	102
Ellipse™ DR (CD2411-36Q)	101
Ellipse™ VR (CD1311-36)	145
Ellipse™ VR (CD1311-36Q)	144
Ellipse™ VR (CD1411-36C)	137
Ellipse™ VR (CD1411-36Q)	136
Fortify Assura™ DR (CD2257-40)	110
Fortify Assura™ DR (CD2257-40Q)	109
Fortify Assura™ DR (CD2357-40C)	105
Fortify Assura™ DR (CD2357-40Q)	103
Fortify Assura™ VR (CD1257-40)	143
Fortify Assura™ VR (CD1257-40Q)	142
Fortify Assura™ VR (CD1357-40C)	140
Fortify Assura™ VR (CD1357-40Q)	138
Fortify™ DR (CD2231-40)	113
Fortify™ DR (CD2231-40Q)	111
Fortify™ VR (CD1231-40)	148
Fortify™ VR (CD1231-40Q)	146
Gallant™ DR (CDDRA500Q)	100

## DEFIBRILLATION LEADS

Durata™ (7120, 7121)	179
Durata™ (7122)	181
Durata™ DF4 (7120Q, 7121Q)	175
Durata™ DF4 (7122Q)	177
Durata™ DF4 (7170Q, 7171Q)	173
Optisure™ (LDA210)	172
Optisure™ (LDA220)	170
Optisure™ DF4 (LDA210Q)	171
Optisure™ DF4 (LDA220Q)	169
Optisure™ DF4 (LDA230Q)	168
Riata™ (1570, 1571)	195
Riata™ (1580, 1581)	196
Riata™ (1582)	194

## PG

## PG

# Index

## DEFIBRILLATION LEADS

Riata™ i (1590, 1591)	
Riata™ ST (7000, 7001)	
Riata™ ST (7002)	
Riata™ ST (7010, 7011)	
Riata™ ST (7040, 7041)	
Riata™ ST Optim™ (7020, 7021)	
Riata™ ST Optim™ (7022)	
Riata™ ST Optim™ (7070, 7071)	

## PACEMAKERS

Accent™ DR (PM2110)	
Accent™ DR RF (PM2210)	
Accent™ SR (PM1110)	
Accent™ SR RF (PM1210)	
Assurity™ DR RF (PM2240)	
Assurity MRI™ (PM1272)	
Assurity MRI™ (PM2272)	
Assurity™ VR (PM1240)	
Endurity™ DR (PM2160)	
Endurity™ VR (PM1160)	
Identity ADx™ DR (5380)	
Identity ADx™ SR (5180)	
Identity ADx™ XL DC (5286)	
Identity ADx™ XL DR (5386)	
Identity™ (5370)	
Identity™ SR (5172)	
Identity™ XL (5376)	
Integrity™ ADx DR (5366)	
Microny™ (2425T, 2525T, 2535K)	
Verity ADx™ XL DC (5256)	
Verity ADx™ XL DR (5356)	
Verity ADx™ XL DR M/S (5357M/S)	
Verity ADx™ XL SC (5056)	
Verity ADx™ XL SR (5156)	
Verity ADx™ XL SR M/S (5157M/S)	
Victory™ DR (5810)	
Victory™ SR (5610)	
Victory™ XL DR (5816)	
Zephyr™ DR (5820)	
Zephyr™ SR (5620)	
Zephyr™ XL DR (5826)	
Zephyr™ XL SR (5626)	

## PG

193
191
190
188
189
185
187
183

## PG

212
210
240
241
209
237
207
239
208
238
223
248
224
224
226
249
227
222
250
221
221
221
247
247
247
216
246
219
214
245
217
243

## PACING LEADS

IsoFlex™ Optim™ (1944)	
IsoFlex™ Optim™ (1948)	
IsoFlex™ P (1648T)	
IsoFlex™ S (1642T)	
IsoFlex™ S (1646T)	
OptiSense™ (1699T, 1699TC)	
OptiSense™ (1999)	
Tendril™ (1782T, 1782TC)	
Tendril™ (1788T, 1788TC)	
Tendril MRI™ (LPA1200M)	
Tendril™ SDX (1688T, 1688TC)	
Tendril™ ST Optim™ (1882T, 1882TC)	
Tendril™ ST Optim™ (1888T, 1888TC)	
Tendril™ STS (2088TC)	

## PG

264
266
278
279
280
268
262
274
276
259
282
272
270
260

## IMPLANTABLE CARDIAC MONITORS

SJM Confirm™ ICM (DM2100)	
SJM Confirm™ ICM (DM2102)	
Confirm Rx™ (DM3500)	

## PG

294
293
292

## FOCUS ON CLINICAL PERFORMANCE

ICD Premature Battery Depletion Advisory Update	
Update on Durata™ Lead Performance	
Update on Optim™ Lead Insulation	
Update on Riata™ Lead Performance	

## PG

299
306
307
302

## Index of Phased-out Models

# Phased-out Models

As stated in the introduction of this Product Performance Report, product performance is plotted over a maximum range of 20 years, with a minimum of 500 registered implants required for inclusion in the report. As such, models that no longer meet the criteria for inclusion have been phased-out of the Product Performance Report over time. In order to provide our customers with information on these phased-out models, an index including the final edition for each phased-out model has been included. Previous Product Performance Reports can be viewed on the web at [www.abbott.com](http://www.abbott.com).

## CRT DEVICES

Atlas™ + HF (V-340)  
Atlas™ II HF (V-365)  
Atlas™ II + HF (V-366)  
Epic™ HF (V-337)  
Epic™ HF (V-338)  
Epic™ II HF (V-355)  
Frontier™ (5508)  
Promote™ (3107-36)  
Promote™ RF (3207-30)

## ICDS

Atlas™ DR (V-240)  
Atlas™ DR (V-242)  
Atlas™ II DR (V-265)  
Atlas™ VR (V-199)  
Contour™ II (V-185, V-185AC, V-185B, V-185C, V-185D)  
Contour™ MD (V-175, V-175AC, V-175B, V-175C, V-175D)  
Current™ DR (2107-36)  
Current™ DR RF (2207-30)  
Current™ VR (1107-36)  
Current™ VR (1207-30)  
Epic™ + DR (V-236)  
Epic™ + DR (V-239)  
Epic™ DR (V-233)  
Epic™ DR (V-235)  
Epic™ II DR (V-255)  
Epic™ II DR (V-258)  
Epic™ II VR (V-158)  
Epic™ + VR (V-196)  
Epic™ VR (V-197)  
Photon™ DR (V-230HV)

## FINAL EDITION

Apr 2011  
Dec 2015  
Dec 2015  
Apr 2011  
May 2010  
Apr 2011  
May 2010  
Nov 2010  
May 2014

## FINAL EDITION

May 2010  
Dec 2014  
May 2014  
Nov 2010  
May 2008  
May 2010  
Nov 2010  
Dec 2015  
May 2010  
Nov 2013  
May 2010  
May 2014  
Apr 2011  
Nov 2010  
May 2010  
Nov 2013  
Nov 2013  
Dec 2015  
Nov 2010  
Oct 2007

## ICDS

Photon™ μ DR (V-232)  
Photon™ μ VR (V-194)  
Profile™ (V-186F, V-186HV3)

## DEFIBRILLATION LEADS

Riata™ i (1560, 1561)  
Riata™ ST Optim™ (7030, 7031)  
TVL™ ADX (1559)  
TVL™ RV (RV01, RV02, RV03, RV06, RV07)  
TVL™ SVC (SV01, SV02, SV03)  
SPL™ (SP01, SP02, SP03 & SP04)

## FINAL EDITION

Oct 2009  
May 2010  
Oct 2007

## FINAL EDITION

Dec 2016  
Nov 2013  
Dec 2019  
May 2010  
May 2010  
May 2018

## PACEMAKERS

AddVent™ (2060)  
Affinity™ DC (5230)  
Affinity™ DR (5330, 5331)  
Affinity™ SR (5130, 5131)  
Affinity™ VDR (5430)  
Entity™ DC (5226)  
Entity™ DR (5326)  
Integrity™ SR (5142)  
Integrity™ μ SR (5136)  
Integrity ADx™ DR (5360)  
Integrity ADx™ SR (5160)  
Integrity™ AFx DR (5342, 5346)  
Integrity™ μ DR (5336)  
Meta™ DDDR (1256)  
Meta™ DDDR (1256D)  
Paragon™ (2010, 2011, 2012)  
Paragon™ II (2016)  
Paragon™ III (2304, 2314, 2315)  
Phoenix™ II (2005, 2008, 2009)  
Phoenix™ III (2204, 2205)

## FINAL EDITION

May 2010  
May 2019  
May 2019  
May 2019  
May 2010  
May 2019  
May 2019  
May 2020  
Nov 2013  
Nov 2013  
Nov 2013  
May 2020  
Nov 2010  
Oct 2008  
Oct 2008  
Nov 2010  
Nov 2010  
May 2010  
Nov 2010  
Apr 2009

# Phased-out Models

## PACEMAKERS

Regency™ SC+ (2400L, 2402L)  
Solus™ (2002, 2003)  
Solus™ II (2006, 2007)  
Synchrony™ II (2022, 2023)  
Synchrony™ III (2028, 2029)  
Tempo™ D (2902)  
Tempo™ DR (2102)  
Tempo™ V (1102)  
Tempo™ VR (1902)  
Trilogy™ DC (2308)  
Trilogy™ DC+ (2318)  
Trilogy™ DR (2350)  
Trilogy™ DR+ (2360, 2364)  
Trilogy™ SR (2250)  
Trilogy™ SR+ (2260, 2264)

## PACING LEADS

ACE™ (1015M, 1025M)  
AV Plus™ DX (1368)  
Fast-Pass™ (1018T, 1028T)  
IsoFlex™ P (1644T)  
Passive Plus™ (1135K, 1143K, 1145K, 1235K, 1243K, 1245K)  
Passive Plus™ (1136T, 1142T, 1146T, 1222T, 1226T, 1236T, 1242T, 1246T)  
Passive Plus™ DX (1336T, 1342T, 1346T)  
Passive Plus™ DX (1343K, 1345K)  
Permathane™ ACE (1035M)  
Permathane™ ACE (1036T, 1038T)  
Tendril™ (1148T, 1188T)  
Tendril™ (1188K)  
Tendril™ DX (1388K)  
Tendril™ DX (1388T, 1388TC)  
Tendril™ SDX (1488T, 1488TC)  
Unipolar Lead (1007)

## FINAL EDITION

May 2010  
Nov 2010  
Nov 2010  
Oct 2009  
May 2010  
Oct 2008  
Oct 2008  
May 2010  
May 2010  
Oct 2006  
Oct 2009  
Apr 2007  
May 2010  
Oct 2009  
Nov 2010

## FINAL EDITION

Oct 2009  
May 2019  
Oct 2009  
Apr 2011  
May 2010  
Dec 2014  
  
May 2018  
May 2010  
May 2010  
May 2010  
Dec 2015  
May 2010  
May 2010  
May 2017  
May 2020  
May 2010

**Abbott**

One St. Jude Medical Dr., St. Paul, MN 55117 USA, Tel: 1 651 756 2000

Abbott.com

**Rx Only**

**Brief Summary:** Prior to using these devices, please review the Instructions for Use for a complete listing indications, contraindications, warnings, precautions, potential adverse events and directions for use.

™ Indicates a trademark of the Abbott group of companies.

‡ Indicates a third party trademark, which is property of its respective owner.

© 2021 Abbott. All Rights Reserved.

SJM-ELP-90728459 REV A | Item approved for U.S. use only.

