

Product Performance Report

2020 First Edition



Letter from Abbott

As a world leader in the development of state-of-the-art technology for cardiac rhythm management devices, Abbott continuously strives to partner with physicians in reducing risks and facilitating the best possible patient outcomes. We understand that our products are implanted in people whose health and well-being depend on their performance. From product design through patient follow-up, Abbott employees are dedicated to product quality and patient safety.

In keeping with this commitment, we publish a Product Performance Report (PPR) semi-annually to ensure that the healthcare community and the patients it serves are informed about the overall performance of our cardiac devices, which include implantable cardiac monitors (ICMs), implantable cardioverter defibrillators (ICDs), implantable pacemakers, and implantable pacing and defibrillation leads. Abbott recognizes that such performance data must be transparent and consistent. In order to meet these goals we continue our commitment to the reporting methods described in the 2009 AdvaMed document [“Industry Guidance for Uniform Reporting of Clinical Performance of Cardiac Rhythm Management Pulse Generators and Leads”](#), which set new standards for lead performance reporting and specifically addressed the reporting of active registry performance data. Determined to provide the highest level of transparency, Abbott goes beyond the AdvaMed recommendations by identifying the root cause of each ICM, ICD, and pacemaker laboratory-confirmed malfunction and providing subcategories of laboratory-confirmed lead malfunctions.

Continuing within this edition of the PPR and consistent with previously published editions, Abbott reports on expanded data from actively monitored studies. Since 2007, the PPR has featured pacemaker, ICD, and lead data from the St. Jude Medical Product Longevity and Performance Registry (SCORE). Post-Approval studies are now standard practice for Abbott, providing a rich source of actively collected and continuously monitored reliability and performance data for cardiac rhythm management products. This PPR also features a product performance data set which includes OPTIMUM, SCORE and three Post-Approval Studies. This combined dataset encompasses more than 62,000 implants from multiple product families, including leads, ICDs and pacemakers, making it the most comprehensive actively monitored product performance dataset in the industry.

As we continually strive to provide unbiased and reliable information on the performance of our products, Abbott is pleased to release the first edition of the 2020 Product Performance Report containing the latest performance information on our ICMs, ICDs, pacemakers and lead systems.

Sincerely,



Robert Blunt

Divisional Vice President, Quality

Table of Contents

INTRODUCTION AND OVERVIEW	1
CARDIAC RESYNCHRONIZATION THERAPY (CRT) DEVICES	
CRT ICDS	
Performance Data	15
Battery Longevity	51
Summary Information	53
CRT PACEMAKERS	
Performance Data	62
Summary Information	70
LEFT-HEART LEADS	
Performance Data	75
Summary Information	92
IMPLANTABLE CARDIOVERTER DEFIBRILLATOR (ICD) DEVICES	
DUAL-CHAMBER	
Performance Data	98
Battery Longevity	121
Summary Information	123
SINGLE-CHAMBER	
Performance Data	132
Battery Longevity	153
Summary Information	155
DEFIBRILLATION LEADS	
Performance Data	164
Summary Information	195

Table of Contents

PACEMAKERS

DUAL-CHAMBER

Performance Data	203
Summary Information	226

SINGLE-CHAMBER

Performance Data	234
Summary Information	250

PACING LEADS

Performance Data	257
Summary Information	285

IMPLANTABLE CARDIAC MONITORS (ICMS)

Performance Data	292
Summary Information	296

FOCUS ON CLINICAL PERFORMANCE

ICD Premature Battery Depletion Advisory Update	300
Update on Riata™ Lead Performance	303
Update on Durata™ Lead Performance	312
Update on Optim™ Lead Insulation	318

ADVISORIES AND SAFETY ALERTS 320

HEALTHCARE PROFESSIONAL COMMUNICATIONS 343

INDEX 345

INDEX OF PHASED-OUT MODELS 348

Serving Our Mission

Abbott is advancing the treatment of heart and vascular disease through breakthrough medical technologies, allowing people to restore their health and get on with their lives. We focus on improving treatment options for coronary artery disease, cardiac rhythm management, atrial fibrillation, heart failure, structural heart and peripheral artery disease. We are here for the people we serve in their pursuit of healthy lives. This has been the way of Abbott for more than a century—passionately and thoughtfully translating science into lasting contributions to health.

Toward this mission, we maintain a rigorous approach to ensuring the quality of our products. The key elements of this effort include:

- Compliance with U.S. and international quality system standards, such as the U.S. FDA Quality Systems Regulation (21 CFR Part 820) and ISO 13485 (an international standard for the Quality Management System for medical devices)
- Thorough evaluation of product design, including extensive design verification and validation, as well as product qualification testing
- Rigorous control of the design and manufacturing processes
- Inspection and qualification of externally supplied components and materials
- Timely analysis of returned products, including extensive malfunction investigation
- Extensive internal auditing
- Post market surveillance
- Continuous improvement programs
- Ensuring the highest ethical standards

We continue to be committed to answering your questions and keeping you informed. If you have any questions or concerns, please contact your Abbott Representative or Abbott Technical Services at 1-800-722-3774. Thank you for your input and continued support, allowing Abbott to positively impact the lives of thousands of patients every year.

What's New in This Report

UPDATE ON FORTIFY™, FORTIFY ASSURA™, QUADRA ASSURA™, QUADRA ASSURA MP™, UNIFY™, UNIFY ASSURA™ AND UNIFY QUADRA™

ICD PREMATURE BATTERY DEPLETION ADVISORY

In order to provide our physician customers and patients the most up-to-date information, Abbott has included an update on the Fortify™, Fortify Assura™, Quadra Assura™, Quadra Assura MP™, Unify™, Unify Assura™ and Unify Quadra™ ICD premature battery depletion advisory in the Focus on Clinical Performance section (see pages 300-302). This section includes an update on the analysis of products returned to Abbott. Additionally, for advisory models with at least 500 active devices in service, Abbott provides a separate product performance data page.

UPDATE ON RIATA™ LEAD PERFORMANCE

Abbott continues to include an update on Riata lead performance in the Focus on Clinical Performance section (see pages 303-311). This section provides the latest Riata lead externalized conductor rates from the Abbott Riata Lead Evaluation Study, passive complaint and returns handling, and describes in considerable detail the rates of other types of Riata insulation abrasion failure mechanisms that Abbott has identified from returns analysis.

UPDATE ON DURATA™ LEAD PERFORMANCE

Durata lead performance continues to meet expectations by all measures. Our confidence in the Durata lead performance is based on combined data from three prospective, actively monitored registries that include approximately 11,000 Optim™ insulated defibrillation leads. Additionally, this section provides details on the very low rate of abrasion failures that have been identified on Optim insulated defibrillation leads. A statistical analysis of this registry data performed by PHRI, an independent, third-party, is presented in this special Focus on Clinical Performance section (see pages 312-317).

UPDATE ON OPTIM™ LEAD INSULATION

The Abbott Optim lead insulation combines the best characteristics of two established lead insulation materials, polyurethane and silicone. This novel insulation technology imparts lubricity, strength, and abrasion resistance while still maintaining flexibility and biostability. This Product Performance Report provides an up-to-date statistical assessment of the benefits of Optim lead insulation on Abbott defibrillation leads (see pages 318-319).

Customer Reported Performance Data

Product performance data derived from customer-initiated complaints and returned products is referred to as Customer Reported Performance Data. While Abbott strongly encourages the submission of any relevant complaints and product returns; this data is not proactively solicited or regularly monitored like data from the Post-Approval studies. Underreporting of events within customer reported performance data is recognized throughout our industry. Abbott is constantly improving the accuracy and utility of the data within this Product Performance Report.

SUMMARY INFORMATION

The Customer Reported Performance Data page for each model or model group includes a table of model-specific information. Several terms from this table that are relevant to performance data calculations are defined below:

Registered U.S. Implants - The total number of U.S. implanted devices for which patient and device information has been provided to Abbott. This total includes devices which have been explanted or are otherwise out of service.

Estimated Active U.S. Implants - The total number of U.S. registered implants that have not been identified to Abbott as explanted or otherwise out of service. An adjustment is made to account for the underreporting of patient mortality. Abbott performed an analysis of the data gathered from multiple clinical studies including some Abbott sponsored studies to determine the mortality rate within the pacemaker and ICD patient population and has factored this into the estimation of the number of active U.S. implants.

Estimated Longevity - The estimated number of years in which a device is expected to reach its Elective Replacement Indicator (ERI), as stated in the product literature. The estimate is based on battery life approximations and empirical battery performance distributions. It is strongly affected by many factors such as programmed parameters, percentage of time paced, internal impedance, etc. For example, the 9.2 year estimated longevity of an Accent™ DR model PM2110 pacemaker is based on the mean longevity (or 50%) value in the product literature corresponding to pacing at 60 ppm, 2.5V dual-chamber output at 0.4 ms pulse width, 500 ohm lead impedance, 100% DDD pacing, and Stored EGMs On. Actual performance can vary considerably, depending on the actual programmed settings and operations.

Normal Battery Depletion - The condition where a returned device met its electrical specification and reached its elective replacement indicator voltage (1) with an implant duration meeting or exceeding the nominal predicted longevity at default shipped settings, or (2) with an implant duration exceeding 75% of its estimated longevity, based on longevity calculations using information from device usage and the actual device settings. The quantity of normal battery depletions reported is determined directly from laboratory analysis and does not represent any adjustment to account for underreporting.

Introduction and Overview

SURVIVAL CALCULATION GENERAL METHODS

For ICDs, pacemakers, ICMs, and leads, we compile cumulative survival data based on the actuarial (or life-table) method of survival analysis, consistent with ISO 5841-2:2014(E) “Reporting of Clinical Performance of Populations of Pulse Generators and Leads” and the 2009 AdvaMed document “[Industry Guidance for Uniform Reporting of Clinical Performance of Cardiac Rhythm Management Pulse Generators and Leads](#)”. Product performance is plotted over a maximum range of 20 years, with a minimum of 500 registered implants required for inclusion in the report, and a minimum sample size for each reported time period of 200 devices. “Survival” refers to the proper function of the device, not the survival of the patient, and is intended to illustrate the calculated probability of device survival at a given point in time. A survival probability of 99% at five years, for example, indicates that at five years after implant, the system has a 1% risk of incurring a malfunction and/or normal battery depletion. All domestically implanted devices within each model family are included in the calculations.

With the large size of the U.S. data pool, and the same products are generally used both in the U.S. and internationally, we consider the data in this report to accurately represent each device’s performance, regardless of where in the world it was implanted.

The ISO 5841-2:2014(E) “Reporting of Clinical Performance of Populations of Pulse Generators and Leads” was revised in August 2014. The revision clarified survivor definitions and reporting methods, further standardizing product performance reporting across the cardiac rhythm management implantable device and lead manufacturers.

This revision of the ISO standard specifically excludes lead malfunctions confirmed through returned product analysis which were received with no accompanying complaint from the survival probability calculations. However, to provide the highest level of transparency, Abbott continues to include malfunctions not associated with a complaint in the survival probability calculations and in the tabular display of laboratory-confirmed malfunctions.

ICD, PACEMAKER, AND ICM SURVIVAL ANALYSIS

The data used for the analysis of ICDs, pacemakers, and ICMs includes up-to-date device registration information and the laboratory analysis of all domestically implanted devices returned to Abbott. The analysis measures device performance to specification, and does not reflect medical complications, such as infection, erosion, muscle stimulation or inhibition, or units implanted for fewer than 24 hours.

In accordance with ISO 5841-2:2014(E), the survival calculations for ICDs, pacemakers, and ICMs are adjusted to reduce the bias caused by underreporting of malfunctions and normal battery depletions. Abbott compared the malfunctions and normal battery depletion rates calculated from our actively monitored populations to the rates calculated from our passively monitored populations and have adjusted the survival calculations accordingly.

Survival data are presented in a single table and graph. The survival data is separated into “Including Normal Battery Depletion” and “Excluding Normal Battery Depletion” categories. The “Including Normal Battery Depletion” data reflects the frequency of device removal due to normal battery depletion and malfunction of any type. The “Excluding Normal Battery Depletion” category reflects the frequency of device removal due to malfunctions only.

Introduction and Overview

ICD, PACEMAKER, AND ICM MALFUNCTION REPORTING

The quantity and rate of malfunctions recorded for each ICD, pacemaker, and ICM model are presented in a tabular format on both the Customer Reported Performance Data and Actively Monitored Study Data pages. The root cause of all laboratory-confirmed malfunctions is classified into one of eight categories: Electrical Component, Electrical Interconnect, Battery, High Voltage Capacitor (ICDs and CRT-Ds only), Software/Firmware, Mechanical, Possible Early Battery Depletion, or Other. Note that in the rare cases where multiple malfunctions are identified in a single device, a single malfunction category will be selected with priority given in the order of the list above. Consistent with previous performance reports, ICD and Pacemaker malfunctions are further classified as with or without compromised therapy.

Malfunction Definitions

Malfunction - Having characteristics that are outside the performance limits established by the manufacturer while implanted and in service, as confirmed by laboratory analysis, except changes to characteristics due to normal battery depletion or induced malfunction. Device damage caused after or during explant is not considered a malfunction. Note that lead-related malfunctions of a pacemaker or ICD system are assigned to the lead.

Malfunction with Compromised Therapy - The condition when a device is found to have “malfunctioned,” as defined above, in a manner that compromised pacing or defibrillation therapy (including complete loss or partial degradation) while implanted and in service. Therapy is considered to have been compromised if no therapy is available or critical patient-protective pacing or defibrillation therapy is not available.

A malfunction with compromised therapy does not imply that a patient has actually experienced a serious complication or death as a result of the malfunction although it does imply that the potential for a serious complication or death did exist during the period of the malfunction.

Malfunction without Compromised Therapy - The condition when a device is found to have “malfunctioned,” as defined above, in a manner that did not compromise pacing or defibrillation therapy while implanted and in service, as confirmed by laboratory analysis. Therapy is not compromised as long as the critical patient-protective pacing and defibrillation therapies are available. Changes in device settings that occur as intended by the design (for example, reversion to a designed Safe Mode) that do not result in loss of critical patient-protective therapies but are the reported reasons for explant are categorized as a Malfunction without Compromised Therapy.

Malfunction Root Cause Category Definitions

Electrical Component - Findings linked to electrical components such as integrated circuits, resistors, low voltage capacitors, diodes, etc. Does not include high voltage capacitors or batteries as those are separately listed.

Electrical Interconnect - Findings linked to the connections between electrical components such as wires, solder joints, wire bonds, feedthroughs, etc.

Battery - Findings linked to the battery and its components.

High Voltage Capacitor - Findings linked to the high voltage capacitor and its components.

Introduction and Overview

Software/Firmware - Findings linked to software or firmware function.

Mechanical - Findings linked to mechanical components such as headers, setscrews, fluid seals, internal supports, the hermetic case, etc.

Possible Early Battery Depletion - Findings where the actual reported implant time is less than 75% of the expected longevity calculated using the available device setting information and no root cause was able to be identified. Additionally, in the absence of a specific root cause finding, returned devices with insufficient device setting information to determine conclusively if battery depletion was normal or premature are conservatively classified as Possible Early Battery Depletion malfunctions.

Other - Findings linked to other components such as packaging and accessories, and findings where analysis is inconclusive, as well as other complications not included above.

LEADS SURVIVAL ANALYSIS

Implanted cardiac leads are subjected to constant, complex flexural and torsional forces, interactions with other leads and/or the pulse generator device, plus other forces associated with cardiac contractions, patient physical activity, posture, and anatomy. Therefore, the functional lifetime of cardiac leads is limited and cannot be predicted with a high degree of confidence. Understanding these limitations, survival estimates are provided for all leads included in this report.

The data used for the survival analysis of leads includes up-to-date lead registration information, chronic complications (>30 days) reported by the field, and the laboratory analysis of all domestically implanted leads returned to Abbott. Complaints reported within 30 days of implant (acute observations), are considered to be related to factors other than lead malfunction, such as patient specific characteristics or implant technique, and are therefore excluded from the survival calculations, consistent with industry practice. If there is laboratory data that determines the lead to have exhibited a malfunction, and the lead is known to have been implanted for more than 24 hours, the lead is counted as a non-survivor. If a lead is the subject of a complaint report, and was implanted for more than 30 days (chronic complication), then the lead is counted as a non-survivor. These criteria are also followed for partial lead returns. This method for non-returned complications is used to ensure a conservative failure estimate for lead performance. Chronic complications commonly associated with non-returned leads and partial lead returns include, but are not limited to, reports of sensing, pacing, and capture anomalies, perforation, and dislodgement.

Introduction and Overview

LEADS OBSERVATION AND COMPLICATION REPORTING

Reporting for recently released lead models provides detail on specific chronic complications (more than 30 days implant), as well as acute observations (post implant to 30 days), that are reported to Abbott as complaints. Each complication and observation is categorized into one of the eleven categories below, irrespective of whether the lead has been returned for analysis. The quantity and rate of each complication and observation type is provided in a tabular format on the Customer Reported Performance Data page. Note that in the rare cases where multiple complaints are identified for a single lead, a single category will be selected with priority given in the order of the list below.

Cardiac Perforation - Penetration of the lead tip through the myocardium, clinically suspected and confirmed by chest x-ray, fluoroscopy, echocardiogram, or visual observation, which results in clinical symptoms, typically degradation of pacing/ICD lead electrical performance (high thresholds), chest pain, or tamponade.

Conductor Fracture - A mechanical break within a lead conductor (includes connectors, coils, cables and/or electrodes) observed visually, electrically, or radiographically.

Lead Dislodgement - Radiographic, electrical or electrocardiographic evidence of electrode displacement from the original implant site or electrode displacement that adversely affects pacing and/or lead performance.

Failure to Capture - Intermittent or complete failure to achieve cardiac stimulation (atrial or ventricular) at programmed output delivered outside of the cardiac refractory period. A sudden and significant increase in the pacing threshold value (elevated thresholds compared to previous measured value) at which 2:1 safety margin can no longer be achieved.

Oversensing - Misinterpretation of cardiac or non-cardiac events as cardiac depolarization, e.g. T-waves, skeletal muscle potentials, and extracardiac electromagnetic interference (EMI).

Failure to Sense (undersensing) - Intermittent or complete loss of sensing or failure to detect intended intrinsic cardiac signals (atrial or ventricular) during non-refractory periods at programmed sensitivity settings.

Insulation Breach - A disruption or break in lead insulation observed visually, electrically, or radiographically.

Abnormal Pacing Impedance - Pacing impedance is typically considered abnormal if a measurement is $< 200 \Omega$ or $> 2000 \Omega$ (based on lead model and measurement range of the device).

Abnormal Defibrillation Impedance - Defibrillation impedance is typically considered abnormal if a measurement is $< 20 \Omega$ or $> 200 \Omega$ (based on lead model and measurement range of the device).

Extracardiac Stimulation - Clinical observation of inadvertent nerve/muscle stimulation other than cardiac muscle.

Other - Specific proprietary lead mechanical attributes such as lead incorporated sensors, connectors or seal rings which affect a lead's ability to perform as designed or remain in service, as well as other complications not included above.

Introduction and Overview

LEADS MALFUNCTION REPORTING

As a supplement to the survival estimates, the categorization of lead malfunctions emphasizes the root cause of malfunction rather than a functional longevity prediction. In accordance with AdvaMed guidelines, laboratory analysis results of returned leads are categorized into one of the following five categories of malfunctions. The quantity and rate of each malfunction type is provided in a tabular format on the Customer Reported Performance Data and the Actively Monitored Study Data pages. Note that in the rare cases where multiple malfunctions are identified in a single lead, a single malfunction category will be selected with priority given in the order of the list below. The definition for each malfunction type is provided below:

Conductor Fracture - Conductor break with complete or intermittent loss of continuity that could interrupt current flow. This type of malfunction includes any conductor fracture such as those associated with flex-fatigue or clavicular crush damage.

In an effort to further increase customer understanding of Abbott defibrillation and left-heart lead performance, subcategories of conductor fracture are also provided. The definitions of these subcategories are provided below:

Clavicular Crush - Conductor fracture due to strong compression and bending at the approximation of the first rib and clavicle.

In the Pocket - Conductor fracture not within the vascular or cardiac systems, typically within the subcutaneous pocket or associated with the suture sleeve, excluding the mechanism of clavicular crush.

Intravascular - Conductor fracture within the vascular or cardiac systems.

Insulation Breach - Any lead insulation breach, such as: 1) proximal abrasion associated with lead-to-lead or lead-to-can contact in the pocket, 2) mid-lead insulation damage caused by clavicular crush or insulation wear in the region of vein insertion, 3) distal abrasion due to lead-to-lead interactions or contact with anatomic structures, and 4) externalized conductors in the distal region.

Subcategories of insulation breach for defibrillation and left-heart leads are also provided. The definitions of these subcategories are provided below:

Lead-to-Can Contact - Direct contact between the lead and the can (i.e. pacemaker, ICD, or CRT-D) combined with repetitive skeletal movement caused abrasion that resulted in a full thickness outer insulation breach.

Lead-to-Lead Contact - Repetitive contact between two leads caused abrasion that resulted in a full thickness outer insulation breach.

Clavicular Crush - Damage due to strong compression between the first rib and clavicle resulted in a full thickness outer insulation breach.

Introduction and Overview

Externalized Conductors - Abrasion resulted in an outer insulation breach within the vascular or cardiac systems allowing the normally contained conductors to become visible outside the lead body. Externalized conductors were described in our December 2010 and November 2011 communications regarding insulation abrasion failures on silicone Riata™ and Riata™ ST lead families (summary on pages 337-338) and in our April 2012 communication regarding insulation abrasion failures on QuickSite™ and QuickFlex™ lead families. Additional information regarding externalized conductors on Riata™ and Riata™ ST leads can be found at www.RiataCommunication.com.

Other (Insulation Breach) - Insulation breaches that resulted from a failure mode not represented by the other four categories. This includes a variety of failure modes, such as damage at the suture sleeve and contact with patient anatomy. Also includes insulation breaches for which analysis was unable to isolate a specific cause.

Crimps, Welds and Bonds - Any interruption in the conductor or lead body associated with a point of connection.

Other - Includes specific proprietary lead mechanical attributes, such as lead incorporated sensors, connectors, and seal rings, as well as other analysis results not included in the alternate categories.

Extrinsic Factors - The lead was implanted greater than 30 days, removed from service with an associated complaint and returned for analysis, however analysis was inconclusive because (1) only portions of the lead were available, or (2) the returned lead was damaged by the explantation process, or (3) lab analysis could not determine an out of specification condition (typically with complaints such as dislodgements, perforations, or failure to capture).

Actively Monitored Study Data

SUMMARY INFORMATION

Since 2007 the Product Performance Report has included data from the St. Jude Medical Product Longevity and Performance Registry (SCORE). This comprehensive study provided monitored performance data on pacemakers, ICDs, and leads. With product-specific, post-market registries being standard practice, Abbott continues to complement the SCORE registry with data from the SJ4 Post-Approval Study, the QuickFlex™ μ Lead Post-Approval Study, the Quadripolar CRT-D Post-Approval Study, and the OPTIMUM registry. These actively monitored study data now represent >62,000 implanted devices, and continues to be a very powerful source of product performance information which complements the data collected from Customer Reported Performance Data. Actively monitored study data is not susceptible to underreporting and provides the most accurate understanding of product performance. The many sites participating in these actively monitored studies are individually providing data on the performance of Abbott cardiac rhythm management products using common definitions and criteria. In addition, each of these sites is regularly audited by Abbott personnel to ensure comprehensive reporting.

Introduction and Overview

	STUDY DESCRIPTION	STUDY INITIATED	# SITES	# PATIENTS	PRODUCT TYPES/FAMILIES
SCORE (ST. JUDE MEDICAL PRODUCT LONGEVITY AND PERFORMANCE REGISTRY)	Prospective, actively monitored, multicenter registry to evaluate the long-term performance of Abbott market-released cardiac rhythm management products.	September 2007	80	11,247	Pacemakers, ICDs, CRT-Ds, Leads (all types)
SJ4 POST-APPROVAL STUDY	Prospective, actively monitored, multicenter study to evaluate the acute and chronic performance of the Abbott SJ4/DF4 connector and SJ4/DF4 defibrillation leads.	June 2009	58	1,701	ICDs, CRT-Ds, Leads (all types)
QUICKFLEX™ μ POST-APPROVAL STUDY	Prospective, actively monitored, multicenter study to evaluate the acute and chronic performance of the Abbott QuickFlex™ μ 1258T left ventricular leads.	September 2010	76	1,930	CRT-Ds, Leads (all types)
QUADRIPOlar CRT-D POST-APPROVAL STUDY	Prospective, actively monitored, multicenter study to evaluate the acute and chronic performance of the Abbott Quadripolar CRT-D system.	February 2012	71	1,970	Unify Quadra™ and Quadra Assura™ CRT-Ds, Leads (all types)
OPTIMUM REGISTRY	Prospective, actively monitored, multicenter registry to evaluate the long-term performance of market-released Abbott leads with Optim™ insulation material.	August 2006	241	14,120	Leads (any model with Optim™ Insulation)

Introduction and Overview

The models included in the actively monitored data set are listed below:

ICDS

Current™ + DR (Model CD2211-36)
Current™ + DR (Model CD2211-36Q)
Current™ + VR (Model CD1211-36Q)
Current™ DR RF (Model 2207-36)
Current™ VR RF (Model 1207-36)
Fortify™ DR (Model CD2231-40)
Fortify™ DR (Model CD2231-40Q)
Fortify™ VR (Model CD1231-40Q)
Promote™ + CRT-D (Model CD3211-36)
Promote™ + CRT-D (Model CD3211-36Q)
Promote™ RF CRT-D (Model 3207-36)
Quadra Assura™ CRT-D (Model CD3265-40)
Quadra Assura™ CRT-D (Model CD3265-40Q)
Quadra Assura™ CRT-D (Model CD3365-40Q)
Quadra Assura MP™ CRT-D (Model CD3369-40Q)
Unify Assura™ CRT-D (Model CD3357-40C)
Unify Assura™ CRT-D (Model CD3357-40Q)
Unify Quadra™ CRT-D (Model CD3249-40)
Unify Quadra™ CRT-D (Model CD3249-40Q)
Unify™ CRT-D (Model CD3231-40)
Unify™ CRT-D (Model CD3231-40Q)

DEFIBRILLATION LEADS

Durata™ (Model 7122)
Durata™ (Models 7120/7121)
Durata™ DF4 (Model 7122Q)
Durata™ DF4 (Models 7120Q/7121Q)
Durata™ DF4 (Models 7170Q/7171Q)
Riata™ (Models 1580/1581)
Riata™ ST (Models 7000/7001)
Riata™ ST Optim™ (Models 7020/7021)
Riata™ ST Optim™ (Models 7070/7071)

CRT LEADS

Quartet™ (Model 1458Q)
QuickFlex™ (Model 1156T)
QuickFlex™ XL (Model 1158T)
QuickFlex™ μ (Model 1258T)
QuickSite™ (Model 1056T)
QuickSite™ XL (Model 1058T)

PACEMAKERS

Accent™ DR (Model PM2110)
Accent™ DR RF (Model PM2210)
Accent™ SR RF (Model PM1210)
Anthem™ RF CRT-P (Model PM3210)
Identity ADx™ XL DR (Model 5386)
Victory™ XL DR (Model 5816)
Zephyr™ DR (Model 5820)
Zephyr™ XL DR (Model 5826)
Zephyr™ XL SR (Model 5626)

PACING LEADS

IsoFlex™ Optim™ (Model 1944)
IsoFlex™ Optim™ (Model 1948)
IsoFlex™ S (Model 1646)
OptiSense™ (Model 1699)
OptiSense™ (Model 1999)
Tendril™ (Model 1782)
Tendril™ (Model 1788)
Tendril™ SDX (Model 1488)
Tendril™ SDX (Model 1688)
Tendril™ ST Optim™ (Model 1882)
Tendril™ ST Optim™ (Model 1888)
Tendril™ STS (Model 2088)

Introduction and Overview

QUALIFYING COMPLICATIONS

When abnormal performance is suspected of an actively monitored study device, the related clinical event and any resulting clinical action is reported to Abbott. A Qualifying Complication is defined to have occurred if the report identifies one of the following Clinical Events that resulted in one of the following Clinical Actions. Any Clinical Event without a related Clinical Action is not considered a Qualifying Complication.

QUALIFYING CLINICAL EVENTS

- Abnormal Defibrillation Impedance
- Abnormal Pacing Impedance
- Cardiac Perforation
- Conductor Fracture
- Extracardiac Stimulation
- Failure to Capture
- Failure to Sense
- Inappropriate Shock
- Insulation Breach
- Lead Dislodgement
- Loss of Telemetry
- Oversensing
- Pericardial Effusion
- Premature Battery Depletion
- Skin Erosion

QUALIFYING CLINICAL ACTION

- Generator Pacing Mode Changed
- Lead Electrically Abandoned/Capped
- Lead/Generator Explanted
- Lead/Generator Replaced
- Lead Polarity Changed
- Lead Surgically Abandoned/Capped
- Lead Surgically Repositioned

Introduction and Overview

SURVIVAL CALCULATION METHODS

Survival calculations for actively monitored studies are made in a manner consistent with the ISO 5841-2:2014(E) method used for Customer Reported Performance Data. A minimum of 100 devices are required to have been enrolled, with the latest interval to be reported having a minimum of 50 devices which have been followed for at least six months. Any device with a Qualifying Complication is defined as a non-survivor. Consistent with industry practice, Qualifying Complications for leads are included in the survival calculations for events with an implant duration greater than 30 days. For pacemakers and ICDs, Qualifying Complications are included in the survival calculations for events with an implant duration more than 24 hours. Medical complications unrelated to device performance are not considered as Qualified Complications. Devices included in the actively monitored studies are excluded from the Customer Reported Performance Data. Certain devices and leads, including any which transferred from Customer Reported Performance Data into Actively Monitored Study Data are subsequently excluded from the Customer Reported Performance Data and subject to these Survival Calculation methods. Actively monitored study performance data includes both advisory and non-advisory devices.

MALFUNCTION REPORTING

The Actively Monitored Study Data page contains a table of all device malfunctions. The type, quantity, and rate of all laboratory-confirmed malfunctions are listed using the same categories reported in Customer Reported Performance Data. The malfunction data is not utilized in the actively monitored study survival calculations, but does provide important supplementary information about product performance and reliability.

Medical Advisory Board Review

Abbott has an established and independent Medical Advisory Board (MAB) focused on cardiac rhythm management systems, including pulse generators and leads. One of the important tasks assigned to the MAB is the review of the performance data contained in this report prior to its release and publication on a semi-annual basis. MAB members and their location of practice include:

Dr. Anne Curtis, Buffalo, New York

Dr. Roger Freedman, Salt Lake City, Utah

Dr. Christoph Geller, Bad Berka, Germany

Dr. Thomas Mattioni, Paradise Valley, Arizona

Dr. Raymond Schaerf, Burbank, California

Dr. Bruce Wilkoff, Cleveland, Ohio

Returning Devices to Abbott

To maintain the continued accuracy of our performance reporting, Abbott strongly encourages physicians to notify our Patient Records department (224-667-6100) each time a device is removed from service for any reason. Additionally, all explanted products are requested to be returned to Abbott for laboratory evaluation whether or not a malfunction is suspected. To facilitate the return of explanted devices, Abbott offers a no-cost Returned Products Kit comprised of a postage paid explant box with a shipping address label, a removed device information form, a biohazard bag, and biohazard labels to seal the explant box. This kit, #N0004, can be ordered free of charge by contacting Abbott Customer Service (224-667-6100).

Contact Us

The Abbott team is always ready to respond to questions, comments or suggestions as well as receive product performance feedback. You can reach us by phone at 224-667-6100, on the web at www.abbott.com, or by contacting your local Abbott representative.

Cardiac Resynchronization Therapy (CRT) ICDs

Cardiac Resynchronization Therapy (CRT) ICDs

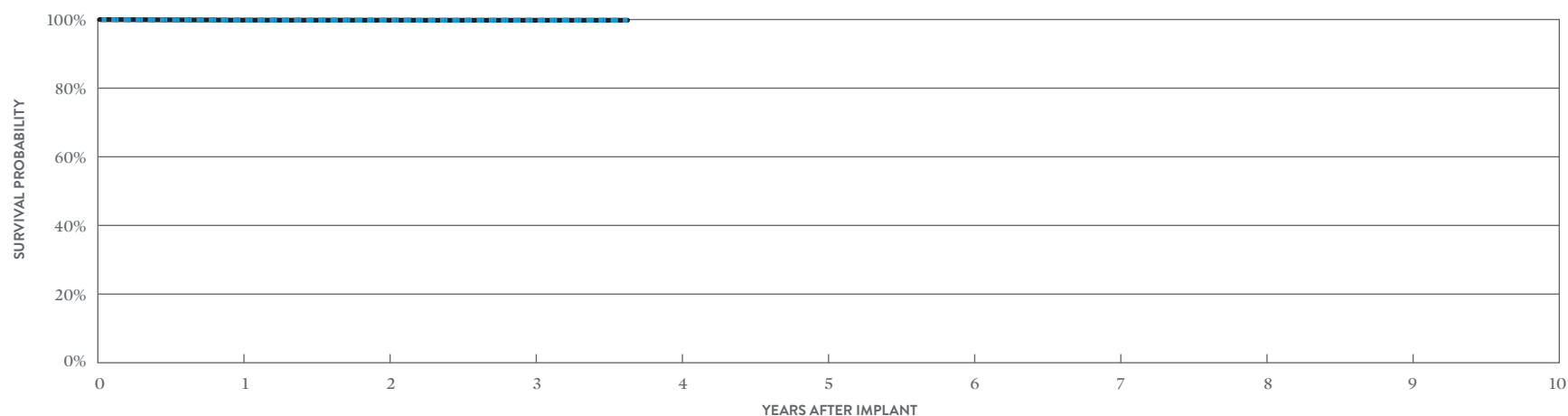
CUSTOMER REPORTED PERFORMANCE DATA

Quadra Assura MP™ CRT-D

MODEL CD3369-40Q*

US Regulatory Approval	February 2016
Registered US Implants	50,248
Estimated Active US Implants	41,185
Estimated Longevity	(see table on page 52)
Normal Battery Depletion	0
Max. Delivered Energy	40 joules
Number of US Advisories (see pg. 322)	One

	MALFUNCTIONS W/ COMPROMISED THERAPY		MALFUNCTIONS W/O COMPROMISED THERAPY	
	QTY	RATE	QTY	RATE
Electrical Component	7	0.01%	6	0.01%
Electrical Interconnect	7	0.01%	0	0.00%
Battery	0	0.00%	1	<0.01%
High Voltage Capacitor	0	0.00%	0	0.00%
Software/Firmware	0	0.00%	0	0.00%
Mechanical	1	<0.01%	5	<0.01%
Possible Early Battery Depletion	0	0.00%	1	<0.01%
Other	2	<0.01%	3	<0.01%
Total	17	0.03%	16	0.03%



INCLUDING NORMAL BATTERY DEPLETION

YEAR	1	2	3	AT 44 MONTHS
SURVIVAL PROBABILITY	99.82%	99.80%	99.78%	99.78%
± 1 STANDARD ERROR	0.02%	0.02%	0.02%	0.02%
SAMPLE SIZE	41,070	25,360	12,860	620

EXCLUDING NORMAL BATTERY DEPLETION

YEAR	1	2	3	AT 44 MONTHS
SURVIVAL PROBABILITY	99.82%	99.80%	99.78%	99.78%
± 1 STANDARD ERROR	0.02%	0.02%	0.02%	0.02%

*DF4-LLHH connector type.

Cardiac Resynchronization Therapy (CRT) ICDs

ACTIVELY MONITORED STUDY DATA

Quadra Assura MP™ CRT-D

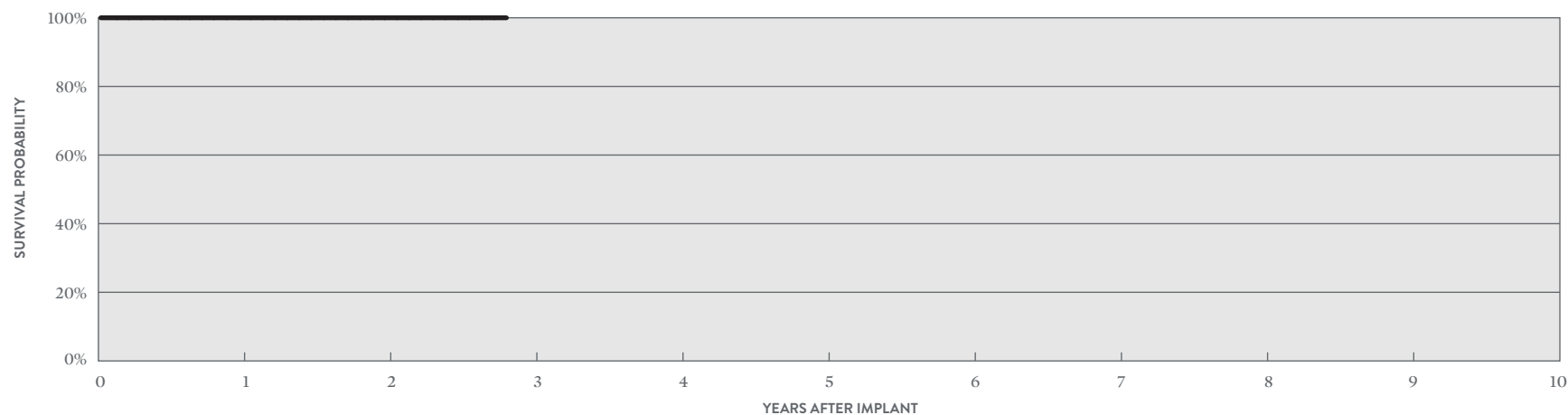
MODEL CD3369-40Q*

US Regulatory Approval	February 2016
Number of Devices Enrolled in Study	113
Active Devices Enrolled in Study	88
Cumulative Months of Follow-up	2,933
Estimated Longevity	(see table on page 52)
Max. Delivered Energy	40 joules

QUALIFYING COMPLICATIONS

None Reported

	MALFUNCTIONS W/ COMPROMISED THERAPY		MALFUNCTIONS W/O COMPROMISED THERAPY	
	QTY	RATE	QTY	RATE
Electrical Component	0	0.00%	0	0.00%
Electrical Interconnect	0	0.00%	0	0.00%
Battery	0	0.00%	0	0.00%
High Voltage Capacitor	0	0.00%	0	0.00%
Software/Firmware	0	0.00%	0	0.00%
Mechanical	0	0.00%	0	0.00%
Possible Early Battery Depletion	0	0.00%	0	0.00%
Other	0	0.00%	0	0.00%
Total	0	0.00%	0	0.00%



ACTIVELY MONITORED STUDY DATA

YEAR	1	2	AT 29 MONTHS
SURVIVAL PROBABILITY	100.00%	100.00%	100.00%
± 1 STANDARD ERROR	0.00%	0.00%	0.00%
SAMPLE SIZE	100	80	50

*DF4-LLHH connector type.

Cardiac Resynchronization Therapy (CRT) ICDs

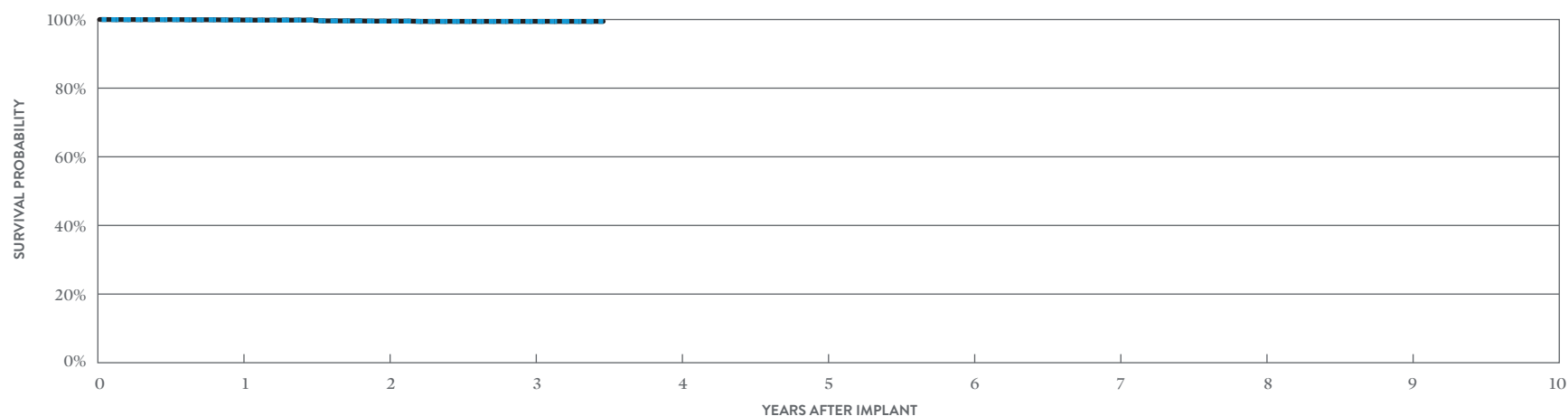
CUSTOMER REPORTED PERFORMANCE DATA

Quadra Assura MP™ CRT-D

MODEL CD3369-40C*

US Regulatory Approval	February 2016
Registered US Implants	6,312
Estimated Active US Implants	5,069
Estimated Longevity	(see table on page 52)
Normal Battery Depletion	1
Max. Delivered Energy	40 joules
Number of US Advisories (see pg. 322)	One

	MALFUNCTIONS W/ COMPROMISED THERAPY		MALFUNCTIONS W/O COMPROMISED THERAPY	
	QTY	RATE	QTY	RATE
Electrical Component	2	0.03%	0	0.00%
Electrical Interconnect	2	0.03%	0	0.00%
Battery	0	0.00%	0	0.00%
High Voltage Capacitor	1	0.02%	1	0.02%
Software/Firmware	0	0.00%	0	0.00%
Mechanical	0	0.00%	1	0.02%
Possible Early Battery Depletion	0	0.00%	0	0.00%
Other	0	0.00%	2	0.03%
Total	5	0.08%	4	0.06%



INCLUDING NORMAL BATTERY DEPLETION

YEAR	1	2	3	AT 42 MONTHS
SURVIVAL PROBABILITY	99.85%	99.50%	99.41%	99.41%
± 1 STANDARD ERROR	0.05%	0.12%	0.13%	0.13%
SAMPLE SIZE	5,300	3,490	1,860	230

EXCLUDING NORMAL BATTERY DEPLETION

YEAR	1	2	3	AT 42 MONTHS
SURVIVAL PROBABILITY	99.88%	99.53%	99.45%	99.45%
± 1 STANDARD ERROR	0.05%	0.11%	0.13%	0.13%

*Parylene coating.

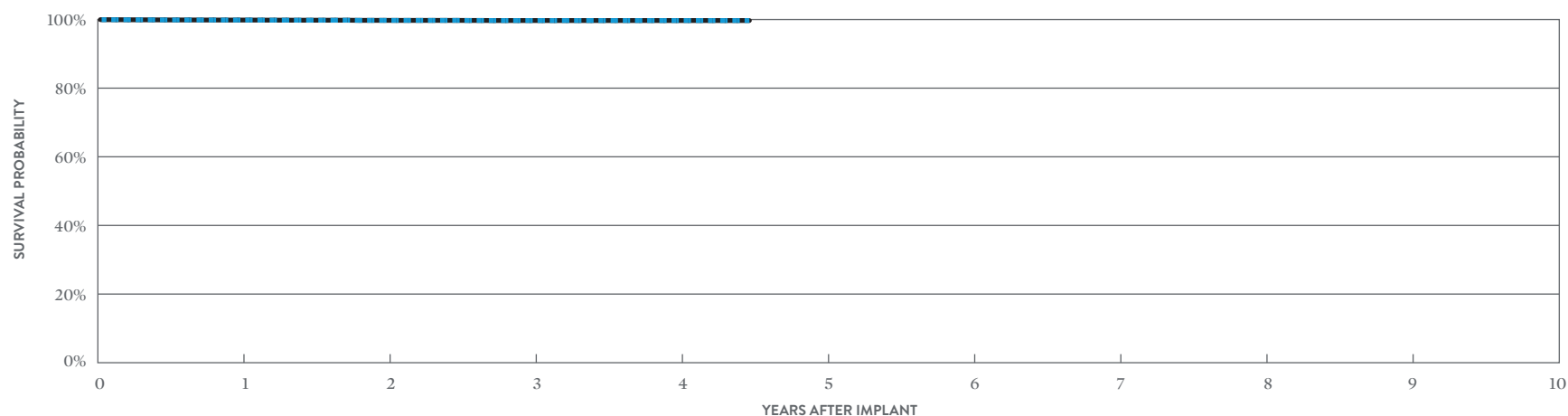
Cardiac Resynchronization Therapy (CRT) ICDs

CUSTOMER REPORTED PERFORMANCE DATA

Quadra Assura™ CRT-D

MODEL CD3365-40Q* (NON-BATTERY ADVISORY POPULATION)

		MALFUNCTIONS W/ COMPROMISED THERAPY		MALFUNCTIONS W/O COMPROMISED THERAPY		
		QTY	RATE	QTY	RATE	
US Regulatory Approval	June 2013	Electrical Component	2	0.01%	2	0.01%
Registered US Implants	15,736	Electrical Interconnect	3	0.02%	0	0.00%
Estimated Active US Implants	11,267	Battery	0	0.00%	0	0.00%
Estimated Longevity	(see table on page 52)	High Voltage Capacitor	0	0.00%	0	0.00%
Normal Battery Depletion	1	Software/Firmware	1	<0.01%	0	0.00%
Max. Delivered Energy	40 joules	Mechanical	0	0.00%	4	0.03%
Number of US Advisories (see pg. 322)	One	Possible Early Battery Depletion	1	<0.01%	3	0.02%
		Other	1	<0.01%	2	0.01%
		Total	8	0.05%	11	0.07%



INCLUDING NORMAL BATTERY DEPLETION

YEAR	1	2	3	4	AT 54 MONTHS
SURVIVAL PROBABILITY	99.84%	99.75%	99.70%	99.67%	99.67%
± 1 STANDARD ERROR	0.03%	0.04%	0.05%	0.05%	0.05%
SAMPLE SIZE	14,660	12,770	10,920	6,790	300

EXCLUDING NORMAL BATTERY DEPLETION

YEAR	1	2	3	4	AT 54 MONTHS
SURVIVAL PROBABILITY	99.84%	99.75%	99.70%	99.70%	99.70%
± 1 STANDARD ERROR	0.03%	0.04%	0.05%	0.05%	0.05%

*DF4-LLHH connector type.

Cardiac Resynchronization Therapy (CRT) ICDs

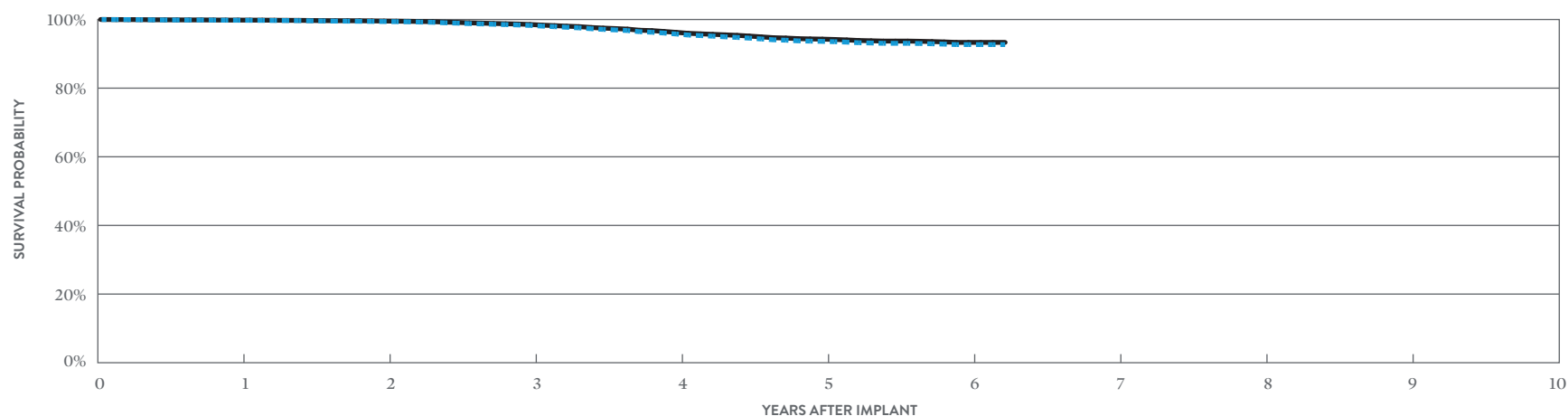
CUSTOMER REPORTED PERFORMANCE DATA

Quadra Assura™ CRT-D

MODEL CD3365-40Q* (BATTERY ADVISORY POPULATION)

US Regulatory Approval	June 2013
Registered US Implants	24,080
Estimated Active US Implants	13,023
Estimated Longevity	(see table on page 52)
Normal Battery Depletion	43
Max. Delivered Energy	40 joules
Number of US Advisories (see pgs. 322, 323)	Three

	MALFUNCTIONS W/ COMPROMISED THERAPY		MALFUNCTIONS W/O COMPROMISED THERAPY	
	QTY	RATE	QTY	RATE
Electrical Component	5	0.02%	12	0.05%
Electrical Interconnect	9	0.04%	0	0.00%
Battery	3	0.01%	17	0.07%
High Voltage Capacitor	0	0.00%	0	0.00%
Software/Firmware	1	<0.01%	3	0.01%
Mechanical	0	0.00%	2	<0.01%
Possible Early Battery Depletion	36	0.15%	280	1.16%
Other	6	0.02%	5	0.02%
Total	60	0.25%	319	1.32%



INCLUDING NORMAL BATTERY DEPLETION

YEAR	1	2	3	4	5	6	AT 75 MONTHS
SURVIVAL PROBABILITY	99.78%	99.40%	98.27%	95.77%	93.63%	92.69%	92.69%
± 1 STANDARD ERROR	0.03%	0.05%	0.09%	0.15%	0.20%	0.26%	0.26%
SAMPLE SIZE	22,640	20,000	17,590	15,490	11,350	4,480	360

EXCLUDING NORMAL BATTERY DEPLETION

YEAR	1	2	3	4	5	6	AT 75 MONTHS
SURVIVAL PROBABILITY	99.83%	99.55%	98.55%	96.25%	94.28%	93.33%	93.33%
± 1 STANDARD ERROR	0.03%	0.04%	0.08%	0.14%	0.19%	0.25%	0.25%

*DF4-LLHH connector type.

Cardiac Resynchronization Therapy (CRT) ICDs

ACTIVELY MONITORED STUDY DATA

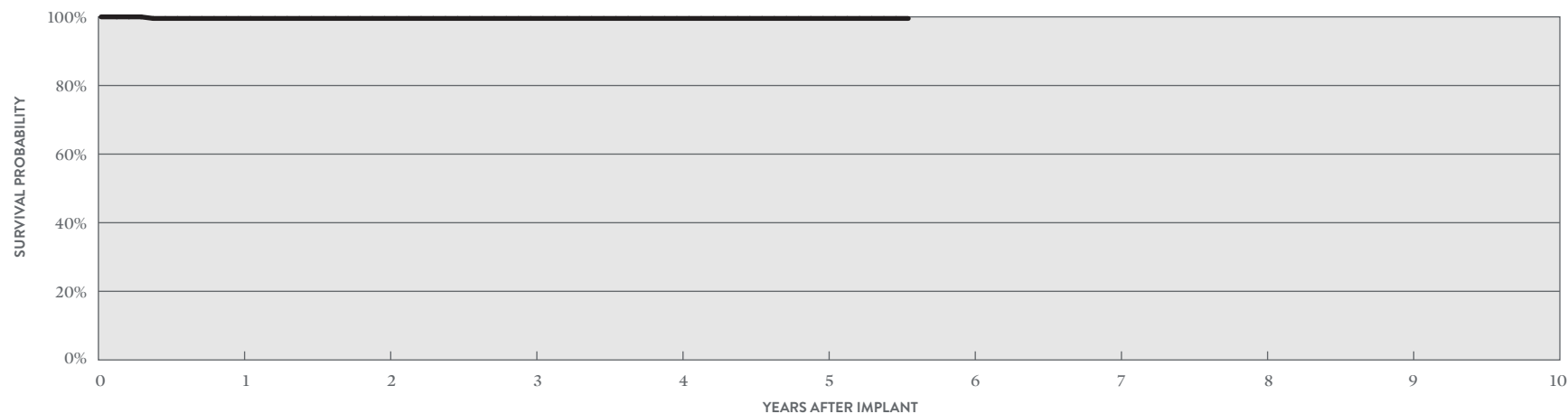
Quadra Assura™ CRT-D

MODEL CD3365-40Q*

US Regulatory Approval	June 2013
Number of Devices Enrolled in Study	235
Active Devices Enrolled in Study	109
Cumulative Months of Follow-up	9,315
Estimated Longevity	(see table on page 52)
Max. Delivered Energy	40 joules

QUALIFYING COMPLICATIONS	QTY	RATE
Skin Erosion	1	0.43%

	MALFUNCTIONS W/ COMPROMISED THERAPY		MALFUNCTIONS W/O COMPROMISED THERAPY	
	QTY	RATE	QTY	RATE
Electrical Component	0	0.00%	0	0.00%
Electrical Interconnect	0	0.00%	0	0.00%
Battery	0	0.00%	0	0.00%
High Voltage Capacitor	0	0.00%	0	0.00%
Software/Firmware	0	0.00%	0	0.00%
Mechanical	0	0.00%	0	0.00%
Possible Early Battery Depletion	0	0.00%	2	0.85%
Other	0	0.00%	0	0.00%
Total	0	0.00%	2	0.85%



ACTIVELY MONITORED STUDY DATA

YEAR	1	2	3	4	5	AT 67 MONTHS
SURVIVAL PROBABILITY	99.55%	99.55%	99.55%	99.55%	99.55%	99.55%
± 1 STANDARD ERROR	0.44%	0.44%	0.44%	0.44%	0.44%	0.44%
SAMPLE SIZE	220	190	160	110	70	50

*DF4-LLHH connector type.

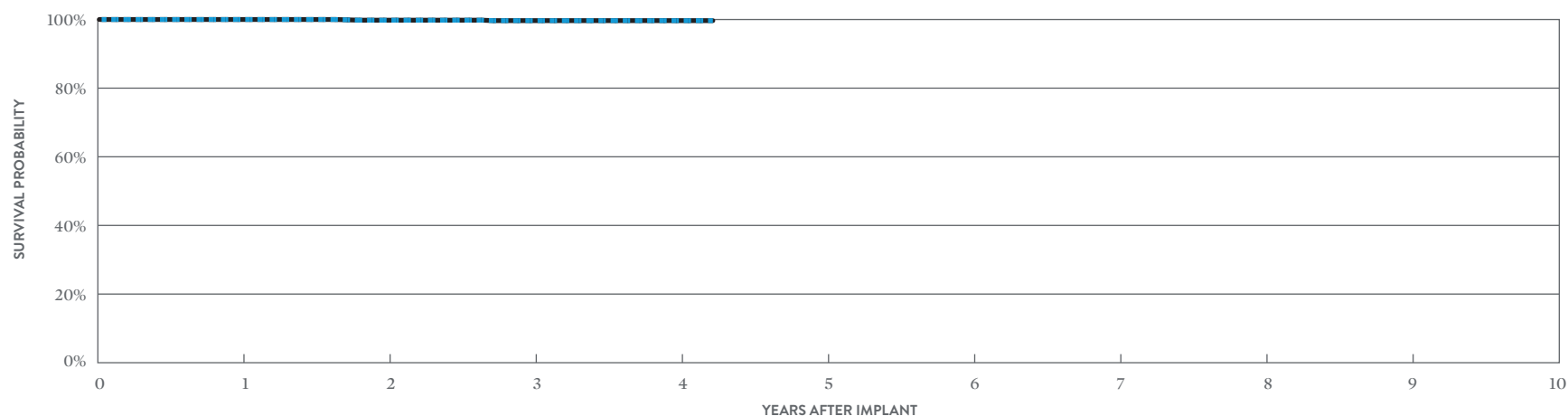
Cardiac Resynchronization Therapy (CRT) ICDs

CUSTOMER REPORTED PERFORMANCE DATA

Quadra Assura™ CRT-D

MODEL CD3365-40C* (NON-BATTERY ADVISORY POPULATION)

		MALFUNCTIONS W/ COMPROMISED THERAPY		MALFUNCTIONS W/O COMPROMISED THERAPY		
		QTY	RATE	QTY	RATE	
US Regulatory Approval	June 2013	Electrical Component	0	0.00%	1	0.04%
Registered US Implants	2,538	Electrical Interconnect	0	0.00%	0	0.00%
Estimated Active US Implants	1,823	Battery	0	0.00%	0	0.00%
Estimated Longevity	(see table on page 52)	High Voltage Capacitor	1	0.04%	0	0.00%
Normal Battery Depletion	0	Software/Firmware	0	0.00%	0	0.00%
Max. Delivered Energy	40 joules	Mechanical	0	0.00%	0	0.00%
Number of US Advisories (see pg. 322)	One	Possible Early Battery Depletion	0	0.00%	0	0.00%
		Other	1	0.04%	0	0.00%
		Total	2	0.08%	1	0.04%



INCLUDING NORMAL BATTERY DEPLETION

YEAR	1	2	3	4	AT 51 MONTHS
SURVIVAL PROBABILITY	100.00%	99.80%	99.67%	99.67%	99.67%
± 1 STANDARD ERROR	0.00%	0.10%	0.13%	0.13%	0.13%
SAMPLE SIZE	2,370	2,040	1,630	880	230

EXCLUDING NORMAL BATTERY DEPLETION

YEAR	1	2	3	4	AT 51 MONTHS
SURVIVAL PROBABILITY	100.00%	99.80%	99.67%	99.67%	99.67%
± 1 STANDARD ERROR	0.00%	0.10%	0.13%	0.13%	0.13%

*Parylene coating.

Cardiac Resynchronization Therapy (CRT) ICDs

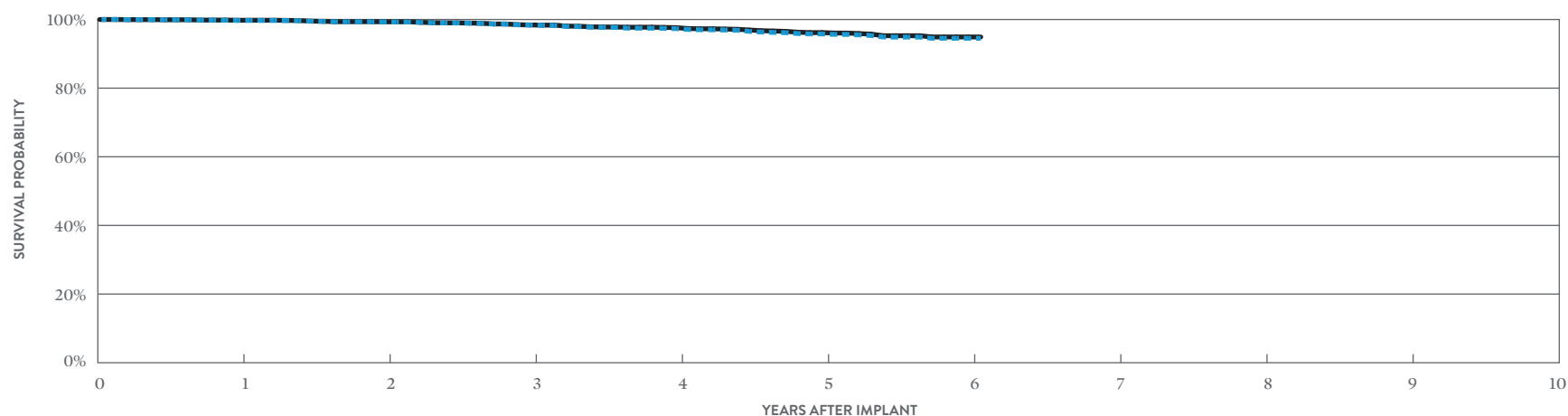
CUSTOMER REPORTED PERFORMANCE DATA

Quadra Assura™ CRT-D

MODEL CD3365-40C* (BATTERY ADVISORY POPULATION)

US Regulatory Approval	June 2013
Registered US Implants	5,626
Estimated Active US Implants	2,863
Estimated Longevity	(see table on page 52)
Normal Battery Depletion	5
Max. Delivered Energy	40 joules
Number of US Advisories (see pgs. 322, 323)	Three

	MALFUNCTIONS W/ COMPROMISED THERAPY		MALFUNCTIONS W/O COMPROMISED THERAPY	
	QTY	RATE	QTY	RATE
Electrical Component	6	0.11%	2	0.04%
Electrical Interconnect	2	0.04%	0	0.00%
Battery	1	0.02%	1	0.02%
High Voltage Capacitor	0	0.00%	0	0.00%
Software/Firmware	0	0.00%	1	0.02%
Mechanical	0	0.00%	0	0.00%
Possible Early Battery Depletion	6	0.11%	38	0.68%
Other	2	0.04%	2	0.04%
Total	17	0.30%	44	0.78%



INCLUDING NORMAL BATTERY DEPLETION

YEAR	1	2	3	4	5	6	AT 73 MONTHS
SURVIVAL PROBABILITY	99.74%	99.28%	98.38%	97.34%	95.79%	94.52%	94.52%
± 1 STANDARD ERROR	0.06%	0.12%	0.19%	0.26%	0.36%	0.51%	0.51%
SAMPLE SIZE	5,230	4,490	3,830	3,240	2,260	880	210

EXCLUDING NORMAL BATTERY DEPLETION

YEAR	1	2	3	4	5	6	AT 73 MONTHS
SURVIVAL PROBABILITY	99.78%	99.32%	98.42%	97.62%	96.18%	94.91%	94.91%
± 1 STANDARD ERROR	0.06%	0.12%	0.19%	0.24%	0.34%	0.51%	0.51%

*Parylene coating.

Cardiac Resynchronization Therapy (CRT) ICDs

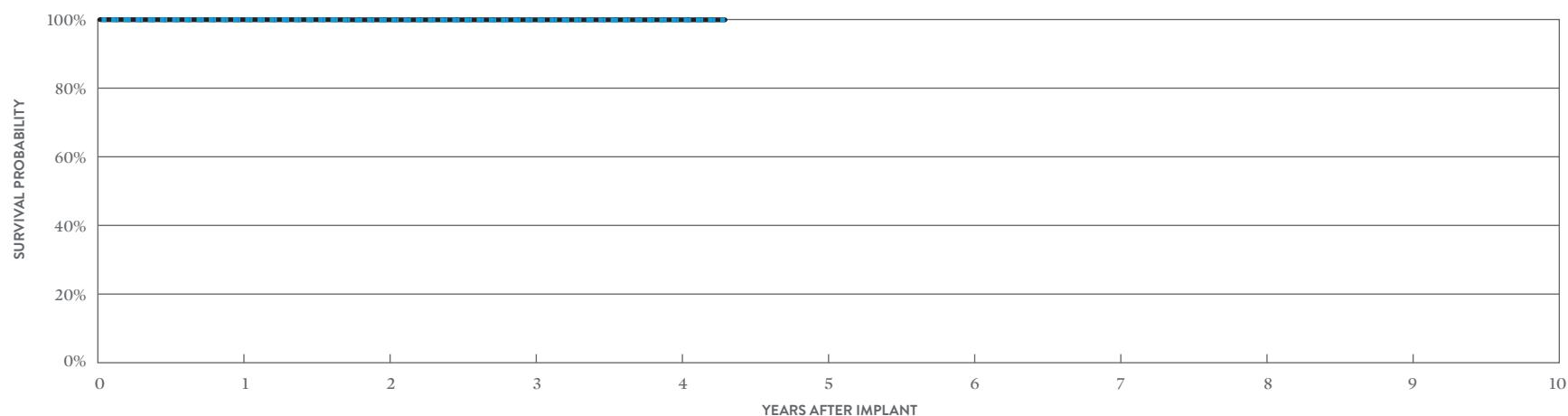
CUSTOMER REPORTED PERFORMANCE DATA

Unify Assura™ CRT-D

MODEL CD3357-40Q* (NON-BATTERY ADVISORY POPULATION)

US Regulatory Approval	June 2013
Registered US Implants	14,493
Estimated Active US Implants	11,224
Estimated Longevity	(see table on page 52)
Normal Battery Depletion	2
Max. Delivered Energy	40 joules
Number of US Advisories (see pg. 322)	One

	MALFUNCTIONS W/ COMPROMISED THERAPY		MALFUNCTIONS W/O COMPROMISED THERAPY	
	QTY	RATE	QTY	RATE
Electrical Component	0	0.00%	1	<0.01%
Electrical Interconnect	0	0.00%	0	0.00%
Battery	0	0.00%	0	0.00%
High Voltage Capacitor	1	<0.01%	0	0.00%
Software/Firmware	0	0.00%	0	0.00%
Mechanical	0	0.00%	1	<0.01%
Possible Early Battery Depletion	0	0.00%	0	0.00%
Other	1	<0.01%	1	<0.01%
Total	2	0.02%	3	0.02%



INCLUDING NORMAL BATTERY DEPLETION

YEAR	1	2	3	4	AT 52 MONTHS
SURVIVAL PROBABILITY	99.94%	99.83%	99.83%	99.83%	99.83%
± 1 STANDARD ERROR	0.02%	0.04%	0.04%	0.04%	0.04%
SAMPLE SIZE	12,420	8,630	5,310	2,150	230

EXCLUDING NORMAL BATTERY DEPLETION

YEAR	1	2	3	4	AT 52 MONTHS
SURVIVAL PROBABILITY	99.94%	99.91%	99.91%	99.91%	99.91%
± 1 STANDARD ERROR	0.02%	0.03%	0.03%	0.03%	0.03%

*DF4-LLHH connector type.

Cardiac Resynchronization Therapy (CRT) ICDs

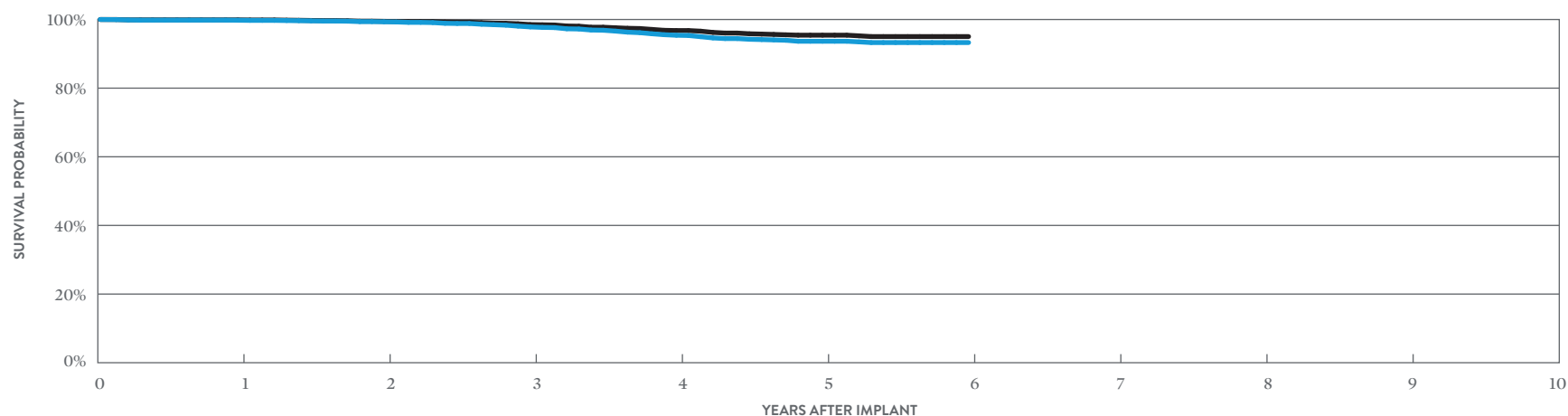
CUSTOMER REPORTED PERFORMANCE DATA

Unify Assura™ CRT-D

MODEL CD3357-40Q* (BATTERY ADVISORY POPULATION)

US Regulatory Approval	June 2013
Registered US Implants	5,340
Estimated Active US Implants	2,683
Estimated Longevity	(see table on page 52)
Normal Battery Depletion	24
Max. Delivered Energy	40 joules
Number of US Advisories (see pgs. 322, 323)	Three

	MALFUNCTIONS W/ COMPROMISED THERAPY		MALFUNCTIONS W/O COMPROMISED THERAPY	
	QTY	RATE	QTY	RATE
Electrical Component	1	0.02%	2	0.04%
Electrical Interconnect	2	0.04%	0	0.00%
Battery	0	0.00%	0	0.00%
High Voltage Capacitor	2	0.04%	0	0.00%
Software/Firmware	0	0.00%	0	0.00%
Mechanical	0	0.00%	0	0.00%
Possible Early Battery Depletion	9	0.17%	46	0.86%
Other	0	0.00%	2	0.04%
Total	14	0.26%	50	0.94%



INCLUDING NORMAL BATTERY DEPLETION

YEAR	1	2	3	4	5	6
SURVIVAL PROBABILITY	99.78%	99.33%	97.84%	95.41%	93.66%	93.28%
± 1 STANDARD ERROR	0.06%	0.12%	0.22%	0.35%	0.44%	0.48%
SAMPLE SIZE	4,980	4,290	3,710	3,140	2,080	260

EXCLUDING NORMAL BATTERY DEPLETION

YEAR	1	2	3	4	5	6
SURVIVAL PROBABILITY	99.90%	99.46%	98.52%	96.78%	95.43%	95.03%
± 1 STANDARD ERROR	0.04%	0.11%	0.18%	0.30%	0.38%	0.43%

*DF4-LLHH connector type.

Cardiac Resynchronization Therapy (CRT) ICDs

ACTIVELY MONITORED STUDY DATA

Unify Assura™ CRT-D

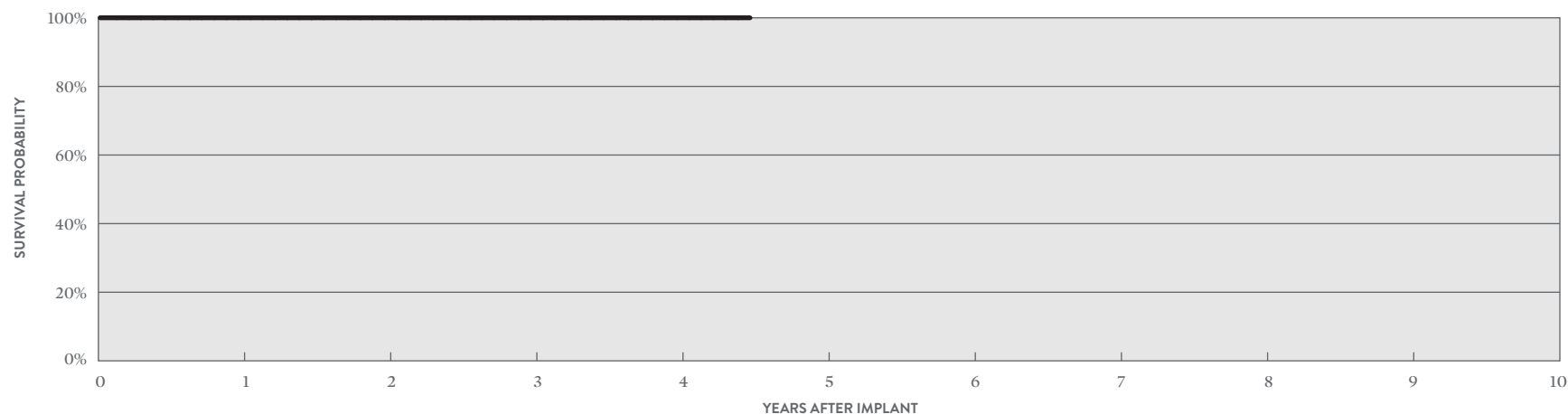
MODEL CD3357-40Q*

US Regulatory Approval	June 2013
Number of Devices Enrolled in Study	262
Active Devices Enrolled in Study	162
Cumulative Months of Follow-up	9,188
Estimated Longevity	(see table on page 52)
Max. Delivered Energy	40 joules

QUALIFYING COMPLICATIONS

None Reported

	MALFUNCTIONS W/ COMPROMISED THERAPY		MALFUNCTIONS W/O COMPROMISED THERAPY	
	QTY	RATE	QTY	RATE
Electrical Component	0	0.00%	0	0.00%
Electrical Interconnect	0	0.00%	0	0.00%
Battery	0	0.00%	0	0.00%
High Voltage Capacitor	0	0.00%	0	0.00%
Software/Firmware	0	0.00%	0	0.00%
Mechanical	0	0.00%	0	0.00%
Possible Early Battery Depletion	0	0.00%	0	0.00%
Other	0	0.00%	0	0.00%
Total	0	0.00%	0	0.00%



ACTIVELY MONITORED STUDY DATA

YEAR	1	2	3	4	AT 54 MONTHS
SURVIVAL PROBABILITY	100.00%	100.00%	100.00%	100.00%	100.00%
± 1 STANDARD ERROR	0.00%	0.00%	0.00%	0.00%	0.00%
SAMPLE SIZE	240	200	160	110	50

*DF4-LLHH connector type.

Cardiac Resynchronization Therapy (CRT) ICDs

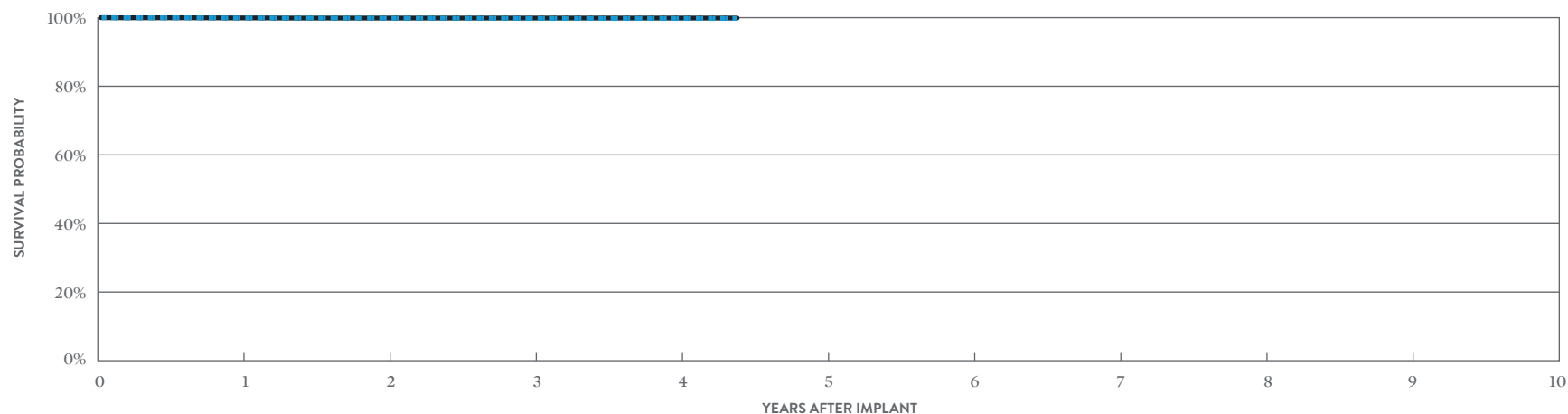
CUSTOMER REPORTED PERFORMANCE DATA

Unify Assura™ CRT-D

MODEL CD3357-40C* (NON-BATTERY ADVISORY POPULATION)

US Regulatory Approval	June 2013
Registered US Implants	13,459
Estimated Active US Implants	10,086
Estimated Longevity	(see table on page 52)
Normal Battery Depletion	3
Max. Delivered Energy	40 joules
Number of US Advisories (see pg. 322)	One

	MALFUNCTIONS W/ COMPROMISED THERAPY		MALFUNCTIONS W/O COMPROMISED THERAPY	
	QTY	RATE	QTY	RATE
Electrical Component	0	0.00%	1	<0.01%
Electrical Interconnect	2	0.01%	0	0.00%
Battery	0	0.00%	0	0.00%
High Voltage Capacitor	0	0.00%	0	0.00%
Software/Firmware	0	0.00%	0	0.00%
Mechanical	0	0.00%	1	<0.01%
Possible Early Battery Depletion	0	0.00%	1	<0.01%
Other	0	0.00%	1	<0.01%
Total	2	0.01%	4	0.03%



INCLUDING NORMAL BATTERY DEPLETION

YEAR	1	2	3	4	AT 53 MONTHS
SURVIVAL PROBABILITY	99.93%	99.86%	99.79%	99.79%	99.79%
± 1 STANDARD ERROR	0.02%	0.03%	0.04%	0.05%	0.05%
SAMPLE SIZE	11,800	8,850	6,040	2,830	290

EXCLUDING NORMAL BATTERY DEPLETION

YEAR	1	2	3	4	AT 53 MONTHS
SURVIVAL PROBABILITY	99.93%	99.89%	99.89%	99.89%	99.89%
± 1 STANDARD ERROR	0.02%	0.03%	0.03%	0.03%	0.03%

*Parylene coating.

Cardiac Resynchronization Therapy (CRT) ICDs

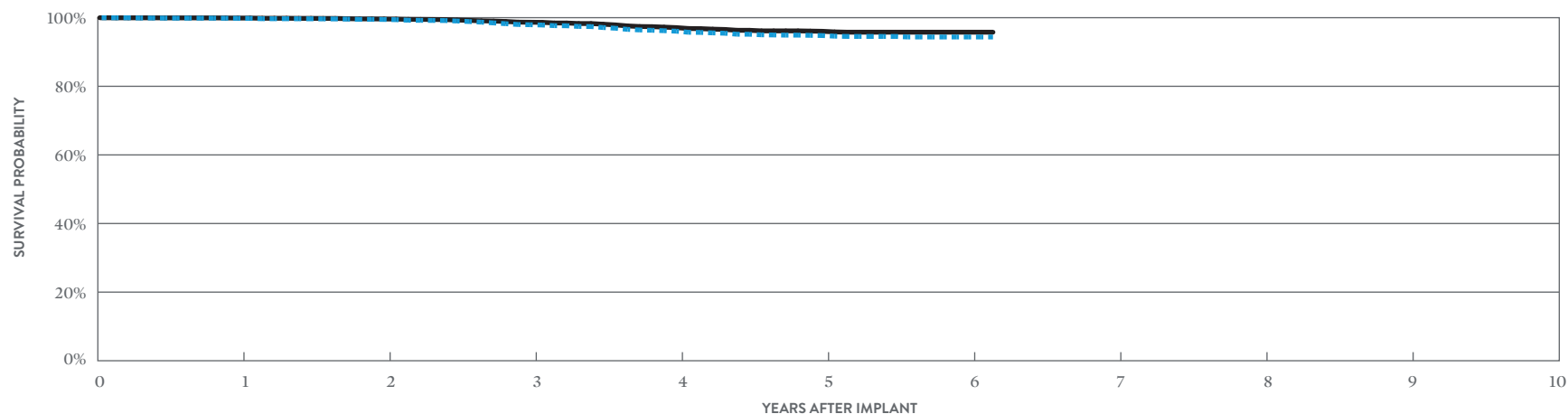
CUSTOMER REPORTED PERFORMANCE DATA

Unify Assura™ CRT-D

MODEL CD3357-40C* (BATTERY ADVISORY POPULATION)

US Regulatory Approval	June 2013
Registered US Implants	9,592
Estimated Active US Implants	4,925
Estimated Longevity	(see table on page 52)
Normal Battery Depletion	35
Max. Delivered Energy	40 joules
Number of US Advisories (see pgs. 322, 323)	Three

	MALFUNCTIONS W/ COMPROMISED THERAPY		MALFUNCTIONS W/O COMPROMISED THERAPY	
	QTY	RATE	QTY	RATE
Electrical Component	2	0.02%	3	0.03%
Electrical Interconnect	2	0.02%	0	0.00%
Battery	0	0.00%	5	0.05%
High Voltage Capacitor	1	0.01%	0	0.00%
Software/Firmware	0	0.00%	2	0.02%
Mechanical	0	0.00%	1	0.01%
Possible Early Battery Depletion	15	0.16%	68	0.71%
Other	1	0.01%	3	0.03%
Total	21	0.22%	82	0.85%



INCLUDING NORMAL BATTERY DEPLETION

YEAR	1	2	3	4	5	6	AT 74 MONTHS
SURVIVAL PROBABILITY	99.81%	99.48%	97.94%	96.06%	94.79%	94.37%	94.37%
± 1 STANDARD ERROR	0.04%	0.08%	0.17%	0.24%	0.28%	0.32%	0.32%
SAMPLE SIZE	9,000	7,860	6,810	5,890	4,140	1,540	210

EXCLUDING NORMAL BATTERY DEPLETION

YEAR	1	2	3	4	5	6	AT 74 MONTHS
SURVIVAL PROBABILITY	99.89%	99.62%	98.67%	97.10%	96.03%	95.77%	95.77%
± 1 STANDARD ERROR	0.03%	0.07%	0.13%	0.20%	0.25%	0.27%	0.27%

*Parylene coating.

Cardiac Resynchronization Therapy (CRT) ICDs

ACTIVELY MONITORED STUDY DATA

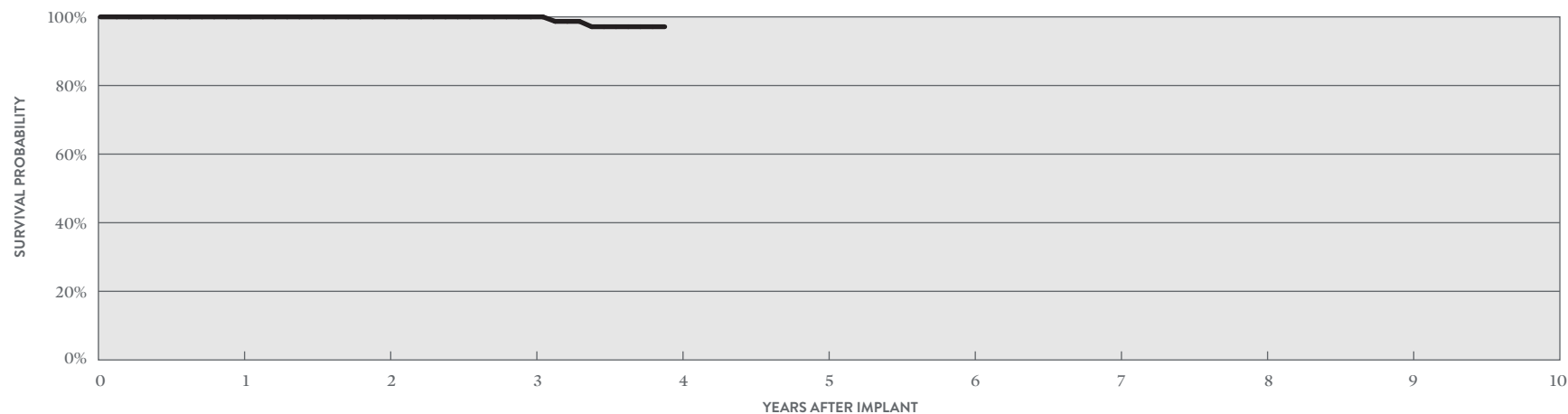
Unify Assura™ CRT-D

MODEL CD3357-40C*

US Regulatory Approval	June 2013
Number of Devices Enrolled in Study	219
Active Devices Enrolled in Study	93
Cumulative Months of Follow-up	6,594
Estimated Longevity	(see table on page 52)
Max. Delivered Energy	40 joules

QUALIFYING COMPLICATIONS	QTY	RATE
Premature Battery Depletion	1	0.46%
Skin Erosion	1	0.46%

	MALFUNCTIONS W/ COMPROMISED THERAPY		MALFUNCTIONS W/O COMPROMISED THERAPY	
	QTY	RATE	QTY	RATE
Electrical Component	0	0.00%	0	0.00%
Electrical Interconnect	0	0.00%	0	0.00%
Battery	0	0.00%	0	0.00%
High Voltage Capacitor	0	0.00%	0	0.00%
Software/Firmware	0	0.00%	0	0.00%
Mechanical	0	0.00%	0	0.00%
Possible Early Battery Depletion	0	0.00%	3	1.37%
Other	0	0.00%	0	0.00%
Total	0	0.00%	3	1.37%



ACTIVELY MONITORED STUDY DATA

YEAR	1	2	3	AT 47 MONTHS
SURVIVAL PROBABILITY	100.00%	100.00%	100.00%	97.13%
± 1 STANDARD ERROR	0.00%	0.00%	0.00%	2.01%
SAMPLE SIZE	200	150	110	50

*Parylene coating.

Cardiac Resynchronization Therapy (CRT) ICDs

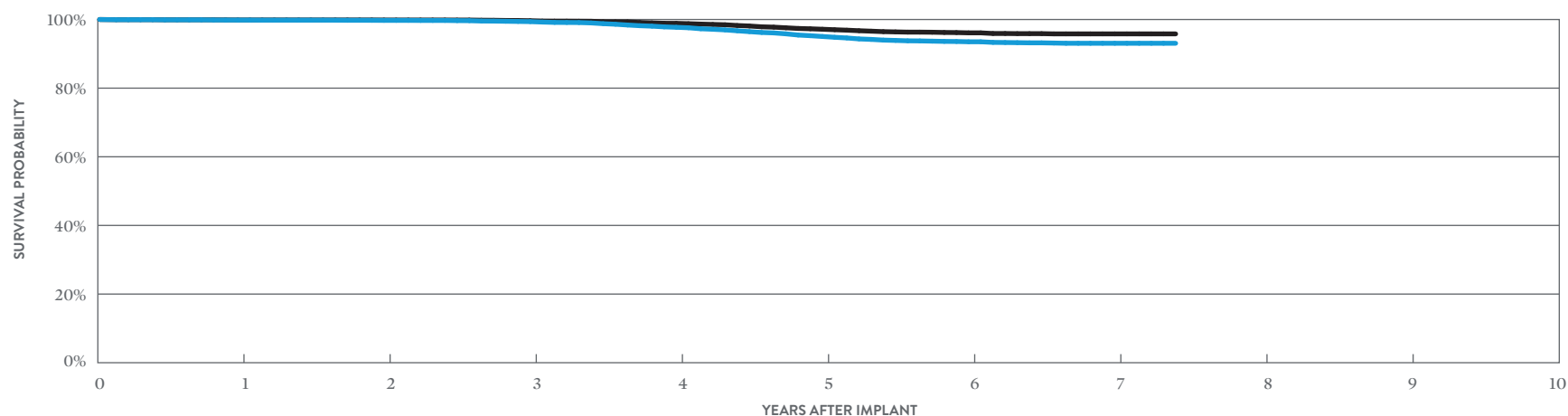
CUSTOMER REPORTED PERFORMANCE DATA

Quadra Assura™ CRT-D

MODEL CD3265-40Q* (BATTERY ADVISORY POPULATION)

US Regulatory Approval	May 2012
Registered US Implants	13,540
Estimated Active US Implants	5,963
Estimated Longevity	(see table on page 52)
Normal Battery Depletion	95
Max. Delivered Energy	40 joules
Number of US Advisories (see pgs. 322, 323)	Three

	MALFUNCTIONS W/ COMPROMISED THERAPY		MALFUNCTIONS W/O COMPROMISED THERAPY	
	QTY	RATE	QTY	RATE
Electrical Component	2	0.01%	6	0.04%
Electrical Interconnect	1	<0.01%	0	0.00%
Battery	1	<0.01%	7	0.05%
High Voltage Capacitor	0	0.00%	0	0.00%
Software/Firmware	1	<0.01%	2	0.01%
Mechanical	0	0.00%	3	0.02%
Possible Early Battery Depletion	22	0.16%	91	0.67%
Other	1	<0.01%	0	0.00%
Total	28	0.21%	109	0.81%



INCLUDING NORMAL BATTERY DEPLETION

YEAR	1	2	3	4	5	6	7	AT 89 MONTHS
SURVIVAL PROBABILITY	99.83%	99.74%	99.38%	97.73%	95.05%	93.51%	93.07%	93.07%
± 1 STANDARD ERROR	0.04%	0.04%	0.07%	0.15%	0.23%	0.27%	0.29%	0.29%
SAMPLE SIZE	12,740	11,350	10,190	9,020	7,920	6,590	3,340	290

EXCLUDING NORMAL BATTERY DEPLETION

YEAR	1	2	3	4	5	6	7	AT 89 MONTHS
SURVIVAL PROBABILITY	99.87%	99.85%	99.64%	98.88%	97.16%	96.11%	95.81%	95.81%
± 1 STANDARD ERROR	0.03%	0.03%	0.05%	0.11%	0.18%	0.21%	0.23%	0.23%

*DF4-LLHH connector type.

Cardiac Resynchronization Therapy (CRT) ICDs

ACTIVELY MONITORED STUDY DATA

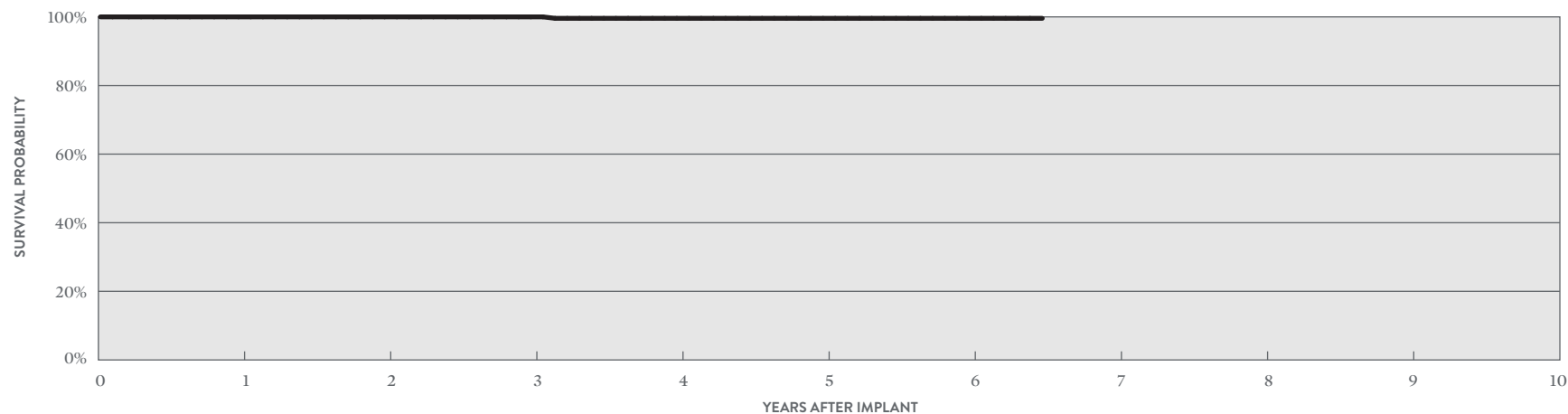
Quadra Assura™ CRT-D

MODEL CD3265-40Q*

US Regulatory Approval	May 2012
Number of Devices Enrolled in Study	421
Active Devices Enrolled in Study	144
Cumulative Months of Follow-up	18,229
Estimated Longevity	(see table on page 52)
Max. Delivered Energy	40 joules

QUALIFYING COMPLICATIONS	QTY	RATE
Premature Battery Depletion	1	0.24%

	MALFUNCTIONS W/ COMPROMISED THERAPY		MALFUNCTIONS W/O COMPROMISED THERAPY	
	QTY	RATE	QTY	RATE
Electrical Component	0	0.00%	0	0.00%
Electrical Interconnect	1	0.24%	0	0.00%
Battery	0	0.00%	0	0.00%
High Voltage Capacitor	0	0.00%	0	0.00%
Software/Firmware	0	0.00%	0	0.00%
Mechanical	0	0.00%	0	0.00%
Possible Early Battery Depletion	0	0.00%	0	0.00%
Other	0	0.00%	0	0.00%
Total	1	0.24%	0	0.00%



ACTIVELY MONITORED STUDY DATA

YEAR	1	2	3	4	5	6	AT 78 MONTHS
SURVIVAL PROBABILITY	100.00%	100.00%	100.00%	99.58%	99.58%	99.58%	99.58%
± 1 STANDARD ERROR	0.00%	0.00%	0.00%	0.42%	0.42%	0.42%	0.42%
SAMPLE SIZE	390	330	270	210	160	140	60

*DF4-LLHH connector type.

Cardiac Resynchronization Therapy (CRT) ICDs

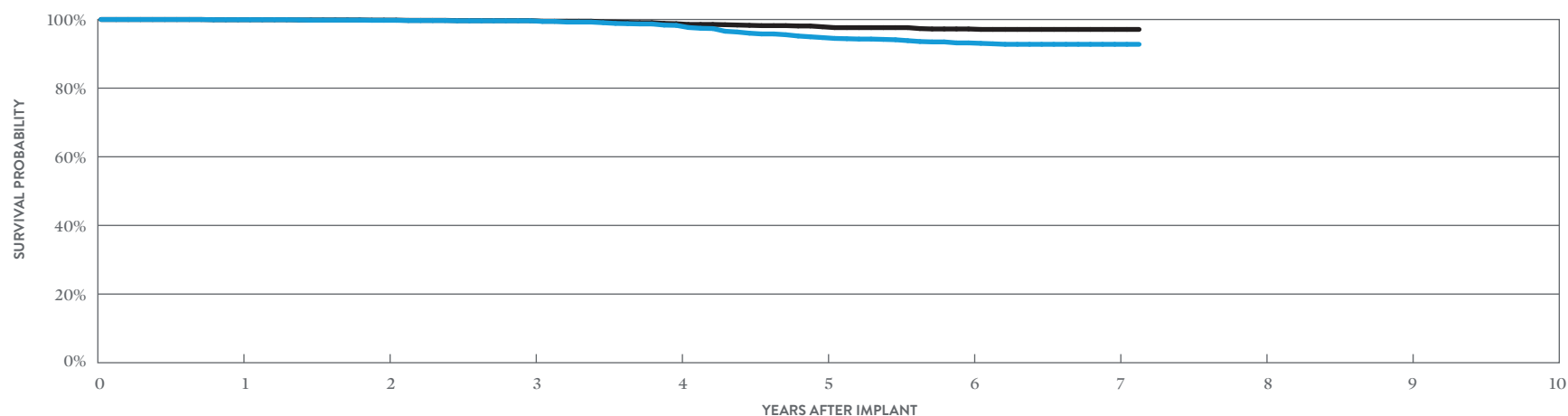
CUSTOMER REPORTED PERFORMANCE DATA

Quadra Assura™ CRT-D

MODEL CD3265-40 (BATTERY ADVISORY POPULATION)

US Regulatory Approval	May 2012
Registered US Implants	3,926
Estimated Active US Implants	1,637
Estimated Longevity	(see table on page 52)
Normal Battery Depletion	38
Max. Delivered Energy	40 joules
Number of US Advisories (see pgs. 322, 323)	Three

	MALFUNCTIONS W/ COMPROMISED THERAPY		MALFUNCTIONS W/O COMPROMISED THERAPY	
	QTY	RATE	QTY	RATE
Electrical Component	0	0.00%	0	0.00%
Electrical Interconnect	1	0.03%	0	0.00%
Battery	0	0.00%	2	0.05%
High Voltage Capacitor	0	0.00%	0	0.00%
Software/Firmware	0	0.00%	1	0.03%
Mechanical	0	0.00%	0	0.00%
Possible Early Battery Depletion	5	0.13%	13	0.33%
Other	7	0.18%	1	0.03%
Total	13	0.33%	17	0.43%



INCLUDING NORMAL BATTERY DEPLETION

YEAR	1	2	3	4	5	6	7	AT 86 MONTHS
SURVIVAL PROBABILITY	99.94%	99.76%	99.62%	98.29%	94.73%	93.18%	92.77%	92.77%
± 1 STANDARD ERROR	0.04%	0.09%	0.11%	0.24%	0.45%	0.53%	0.55%	0.55%
SAMPLE SIZE	3,660	3,230	2,900	2,540	2,180	1,760	900	240

EXCLUDING NORMAL BATTERY DEPLETION

YEAR	1	2	3	4	5	6	7	AT 86 MONTHS
SURVIVAL PROBABILITY	99.94%	99.82%	99.68%	98.78%	97.87%	97.24%	97.11%	97.11%
± 1 STANDARD ERROR	0.04%	0.07%	0.10%	0.20%	0.27%	0.34%	0.35%	0.35%

Cardiac Resynchronization Therapy (CRT) ICDs

ACTIVELY MONITORED STUDY DATA

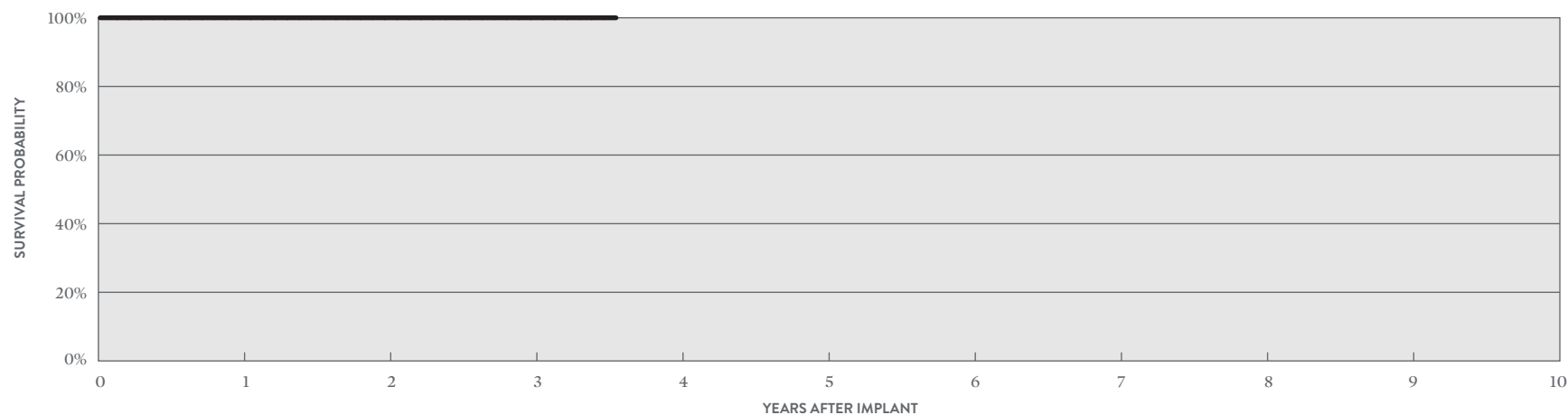
Quadra Assura™ CRT-D

MODEL CD3265-40

US Regulatory Approval	May 2012
Number of Devices Enrolled in Study	100
Active Devices Enrolled in Study	37
Cumulative Months of Follow-up	4,569
Estimated Longevity	(see table on page 52)
Max. Delivered Energy	40 joules

QUALIFYING COMPLICATIONS	QTY	RATE
Premature Battery Depletion	1	1.00%

	MALFUNCTIONS W/ COMPROMISED THERAPY		MALFUNCTIONS W/O COMPROMISED THERAPY	
	QTY	RATE	QTY	RATE
Electrical Component	0	0.00%	0	0.00%
Electrical Interconnect	0	0.00%	0	0.00%
Battery	0	0.00%	0	0.00%
High Voltage Capacitor	0	0.00%	0	0.00%
Software/Firmware	0	0.00%	0	0.00%
Mechanical	0	0.00%	0	0.00%
Possible Early Battery Depletion	1	1.00%	1	1.00%
Other	0	0.00%	0	0.00%
Total	1	1.00%	1	1.00%



ACTIVELY MONITORED STUDY DATA

YEAR	1	2	3	AT 43 MONTHS
SURVIVAL PROBABILITY	100.00%	100.00%	100.00%	100.00%
± 1 STANDARD ERROR	0.00%	0.00%	0.00%	0.00%
SAMPLE SIZE	100	80	60	50

Cardiac Resynchronization Therapy (CRT) ICDs

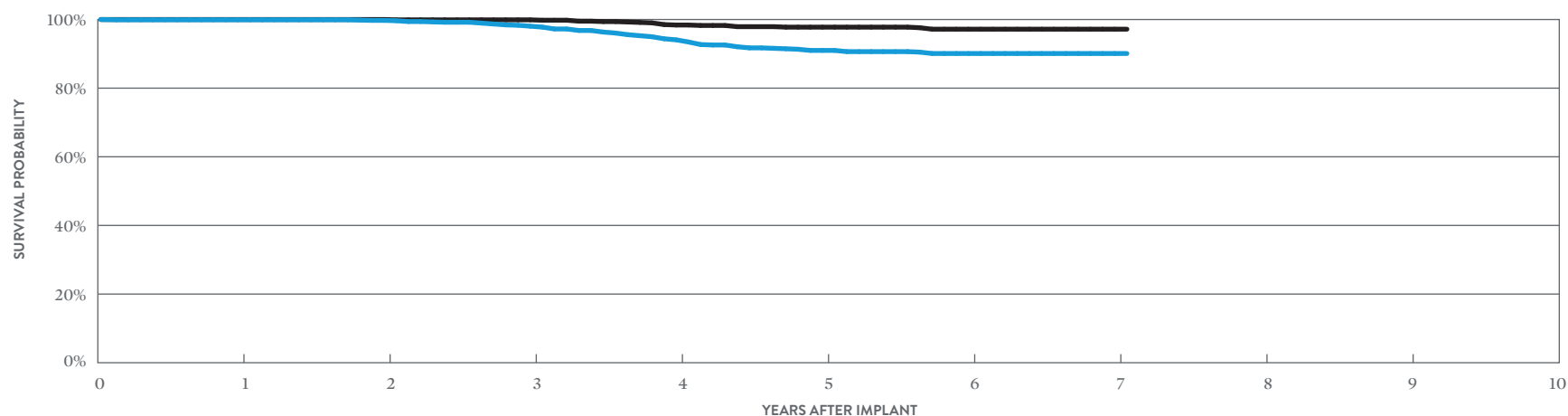
CUSTOMER REPORTED PERFORMANCE DATA

Unify Assura™ CRT-D

MODEL CD3257-40Q* (BATTERY ADVISORY POPULATION)

US Regulatory Approval	May 2012
Registered US Implants	2,716
Estimated Active US Implants	1,051
Estimated Longevity	(see table on page 52)
Normal Battery Depletion	50
Max. Delivered Energy	40 joules
Number of US Advisories (see pgs. 322, 323)	Three

	MALFUNCTIONS W/ COMPROMISED THERAPY		MALFUNCTIONS W/O COMPROMISED THERAPY	
	QTY	RATE	QTY	RATE
Electrical Component	0	0.00%	0	0.00%
Electrical Interconnect	0	0.00%	0	0.00%
Battery	0	0.00%	2	0.07%
High Voltage Capacitor	0	0.00%	0	0.00%
Software/Firmware	1	0.04%	0	0.00%
Mechanical	0	0.00%	1	0.04%
Possible Early Battery Depletion	4	0.15%	10	0.37%
Other	1	0.04%	0	0.00%
Total	6	0.22%	13	0.48%



INCLUDING NORMAL BATTERY DEPLETION

YEAR	1	2	3	4	5	6	7	AT 85 MONTHS
SURVIVAL PROBABILITY	99.92%	99.74%	98.05%	94.07%	90.99%	90.09%	90.09%	90.09%
± 1 STANDARD ERROR	0.05%	0.11%	0.29%	0.54%	0.69%	0.73%	0.73%	0.73%
SAMPLE SIZE	2,510	2,200	1,970	1,680	1,420	1,170	620	220

EXCLUDING NORMAL BATTERY DEPLETION

YEAR	1	2	3	4	5	6	7	AT 85 MONTHS
SURVIVAL PROBABILITY	100.00%	100.00%	99.90%	98.39%	97.77%	97.18%	97.18%	97.18%
± 1 STANDARD ERROR	0.00%	0.00%	0.07%	0.30%	0.37%	0.43%	0.43%	0.43%

*DF4-LLHH connector type.

Cardiac Resynchronization Therapy (CRT) ICDs

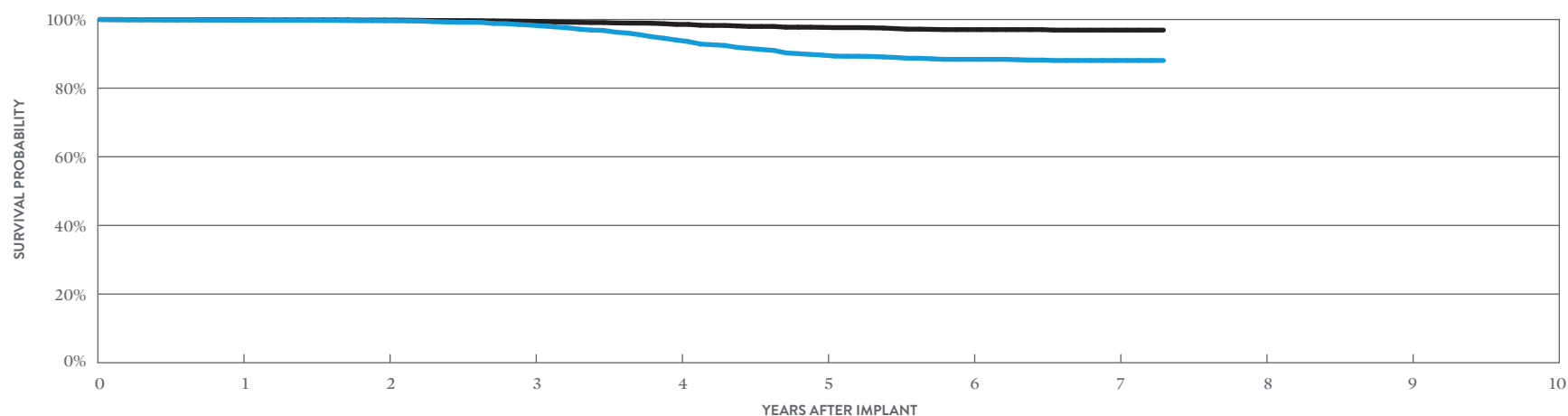
CUSTOMER REPORTED PERFORMANCE DATA

Unify Assura™ CRT-D

MODEL CD3257-40 (BATTERY ADVISORY POPULATION)

US Regulatory Approval	May 2012
Registered US Implants	6,744
Estimated Active US Implants	2,621
Estimated Longevity	(see table on page 52)
Normal Battery Depletion	148
Max. Delivered Energy	40 joules
Number of US Advisories (see pgs. 322, 323)	Three

	MALFUNCTIONS W/ COMPROMISED THERAPY		MALFUNCTIONS W/O COMPROMISED THERAPY	
	QTY	RATE	QTY	RATE
Electrical Component	5	0.07%	3	0.04%
Electrical Interconnect	1	0.01%	0	0.00%
Battery	1	0.01%	1	0.01%
High Voltage Capacitor	0	0.00%	0	0.00%
Software/Firmware	0	0.00%	4	0.06%
Mechanical	0	0.00%	0	0.00%
Possible Early Battery Depletion	10	0.15%	26	0.39%
Other	1	0.01%	1	0.01%
Total	18	0.27%	35	0.52%



INCLUDING NORMAL BATTERY DEPLETION

YEAR	1	2	3	4	5	6	7	AT 88 MONTHS
SURVIVAL PROBABILITY	99.81%	99.63%	98.38%	94.01%	89.62%	88.39%	88.06%	88.06%
± 1 STANDARD ERROR	0.05%	0.08%	0.17%	0.34%	0.46%	0.50%	0.52%	0.52%
SAMPLE SIZE	6,320	5,560	4,930	4,250	3,590	2,870	1,510	240

EXCLUDING NORMAL BATTERY DEPLETION

YEAR	1	2	3	4	5	6	7	AT 88 MONTHS
SURVIVAL PROBABILITY	99.90%	99.83%	99.47%	98.57%	97.70%	97.05%	96.91%	96.91%
± 1 STANDARD ERROR	0.03%	0.05%	0.10%	0.16%	0.23%	0.27%	0.29%	0.29%

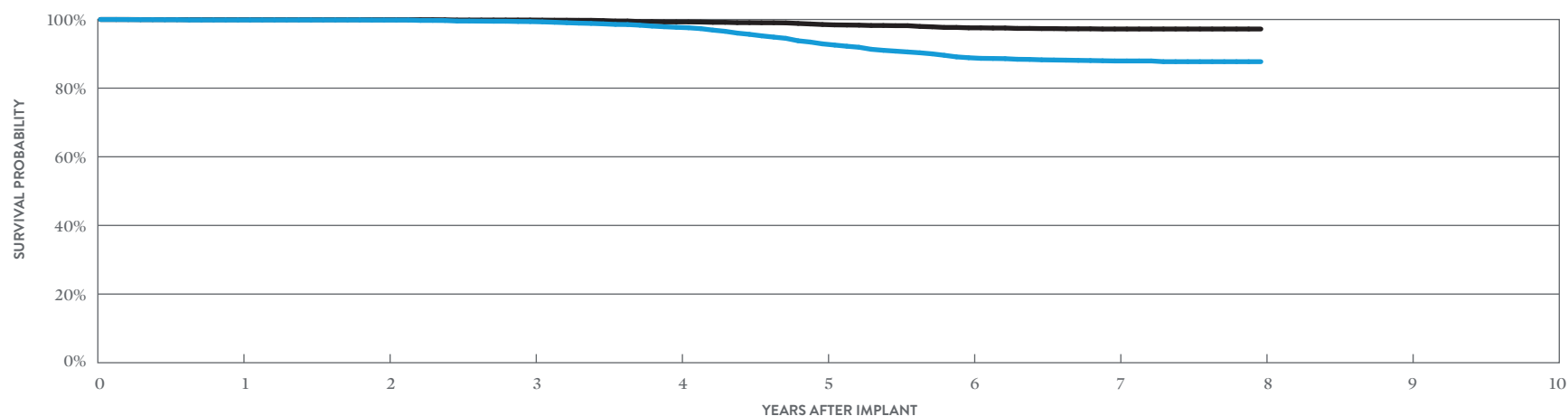
Cardiac Resynchronization Therapy (CRT) ICDs

CUSTOMER REPORTED PERFORMANCE DATA

Unify Quadra™ CRT-D

MODEL CD3249-40Q* (BATTERY ADVISORY POPULATION)

		MALFUNCTIONS W/ COMPROMISED THERAPY		MALFUNCTIONS W/O COMPROMISED THERAPY		
		QTY	RATE	QTY	RATE	
US Regulatory Approval	November 2011	Electrical Component	4	0.04%	3	0.03%
Registered US Implants	8,948	Electrical Interconnect	0	0.00%	0	0.00%
Estimated Active US Implants	3,083	Battery	1	0.01%	1	0.01%
Estimated Longevity	(see table on page 52)	High Voltage Capacitor	0	0.00%	0	0.00%
Normal Battery Depletion	208	Software/Firmware	0	0.00%	0	0.00%
Max. Delivered Energy	40 joules	Mechanical	0	0.00%	1	0.01%
Number of US Advisories (see pgs. 322, 323)	Three	Possible Early Battery Depletion	14	0.16%	31	0.35%
		Other	2	0.02%	0	0.00%
		Total	21	0.23%	36	0.40%



INCLUDING NORMAL BATTERY DEPLETION

YEAR	1	2	3	4	5	6	7	8
SURVIVAL PROBABILITY	99.87%	99.84%	99.39%	97.73%	92.90%	88.86%	87.92%	87.71%
± 1 STANDARD ERROR	0.04%	0.04%	0.09%	0.18%	0.32%	0.42%	0.45%	0.46%
SAMPLE SIZE	8,420	7,520	6,820	6,160	5,360	4,510	3,470	260

EXCLUDING NORMAL BATTERY DEPLETION

YEAR	1	2	3	4	5	6	7	8
SURVIVAL PROBABILITY	99.95%	99.95%	99.85%	99.30%	98.54%	97.57%	97.23%	97.23%
± 1 STANDARD ERROR	0.02%	0.02%	0.05%	0.10%	0.15%	0.21%	0.23%	0.23%

*DF4-LLHH connector type.

Cardiac Resynchronization Therapy (CRT) ICDs

ACTIVELY MONITORED STUDY DATA

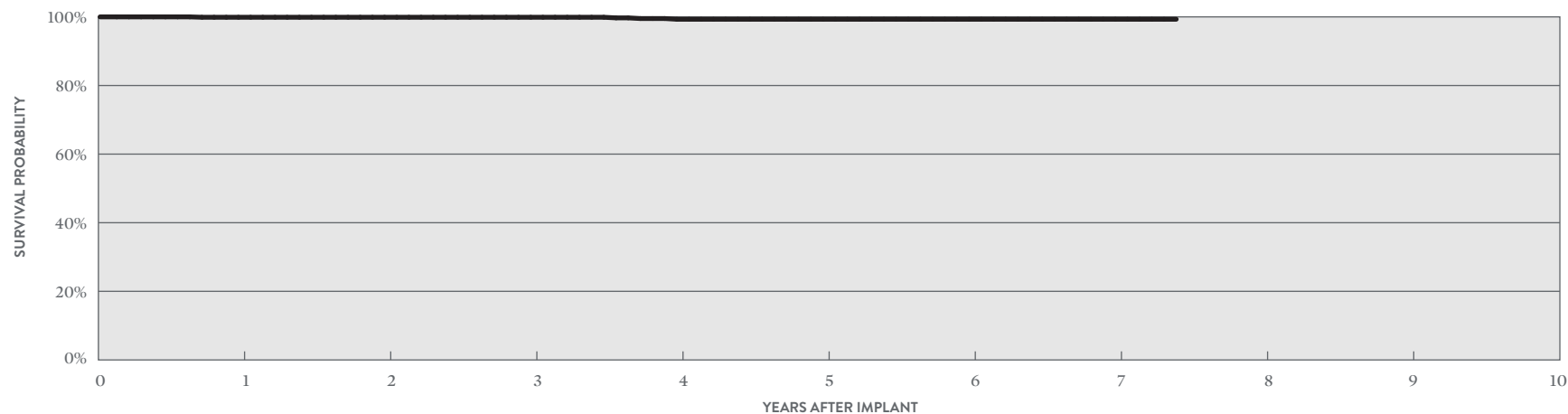
Unify Quadra™ CRT-D

MODEL CD3249-40Q*

US Regulatory Approval	November 2011
Number of Devices Enrolled in Study	989
Active Devices Enrolled in Study	366
Cumulative Months of Follow-up	48,416
Estimated Longevity	(see table on page 52)
Max. Delivered Energy	40 joules

QUALIFYING COMPLICATIONS	QTY	RATE
Premature Battery Depletion	3	0.30%
Skin Erosion	1	0.10%

	MALFUNCTIONS W/ COMPROMISED THERAPY		MALFUNCTIONS W/O COMPROMISED THERAPY	
	QTY	RATE	QTY	RATE
Electrical Component	0	0.00%	0	0.00%
Electrical Interconnect	0	0.00%	0	0.00%
Battery	0	0.00%	0	0.00%
High Voltage Capacitor	0	0.00%	0	0.00%
Software/Firmware	0	0.00%	0	0.00%
Mechanical	0	0.00%	0	0.00%
Possible Early Battery Depletion	1	0.10%	3	0.30%
Other	1	0.10%	0	0.00%
Total	2	0.20%	3	0.30%



ACTIVELY MONITORED STUDY DATA

YEAR	1	2	3	4	5	6	7	AT 89 MONTHS
SURVIVAL PROBABILITY	99.89%	99.89%	99.89%	99.31%	99.31%	99.31%	99.31%	99.31%
± 1 STANDARD ERROR	0.11%	0.11%	0.11%	0.29%	0.35%	0.35%	0.35%	0.35%
SAMPLE SIZE	920	780	660	550	430	380	280	70

*DF4-LLHH connector type.

Cardiac Resynchronization Therapy (CRT) ICDs

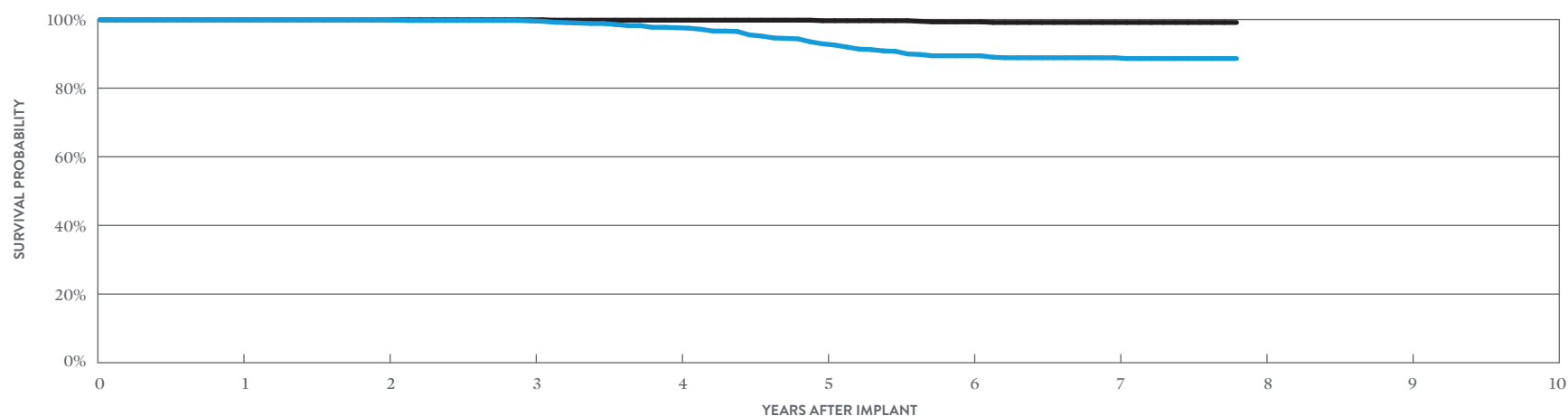
CUSTOMER REPORTED PERFORMANCE DATA

Unify Quadra™ CRT-D

MODEL CD3249-40 (BATTERY ADVISORY POPULATION)

US Regulatory Approval	November 2011
Registered US Implants	2,523
Estimated Active US Implants	865
Estimated Longevity	(see table on page 52)
Normal Battery Depletion	63
Max. Delivered Energy	40 joules
Number of US Advisories (see pgs. 322, 323)	Three

	MALFUNCTIONS W/ COMPROMISED THERAPY		MALFUNCTIONS W/O COMPROMISED THERAPY	
	QTY	RATE	QTY	RATE
Electrical Component	0	0.00%	0	0.00%
Electrical Interconnect	0	0.00%	0	0.00%
Battery	0	0.00%	0	0.00%
High Voltage Capacitor	0	0.00%	0	0.00%
Software/Firmware	0	0.00%	0	0.00%
Mechanical	0	0.00%	1	0.04%
Possible Early Battery Depletion	0	0.00%	4	0.16%
Other	1	0.04%	0	0.00%
Total	1	0.04%	5	0.20%



INCLUDING NORMAL BATTERY DEPLETION

YEAR	1	2	3	4	5	6	7	AT 94 MONTHS
SURVIVAL PROBABILITY	99.92%	99.92%	99.60%	97.60%	92.92%	89.43%	88.86%	88.63%
± 1 STANDARD ERROR	0.06%	0.06%	0.12%	0.36%	0.63%	0.80%	0.83%	0.84%
SAMPLE SIZE	2,360	2,080	1,850	1,640	1,410	1,200	970	250

EXCLUDING NORMAL BATTERY DEPLETION

YEAR	1	2	3	4	5	6	7	AT 94 MONTHS
SURVIVAL PROBABILITY	99.92%	99.92%	99.92%	99.80%	99.65%	99.31%	99.13%	99.13%
± 1 STANDARD ERROR	0.06%	0.06%	0.06%	0.10%	0.10%	0.22%	0.26%	0.26%

Cardiac Resynchronization Therapy (CRT) ICDs

ACTIVELY MONITORED STUDY DATA

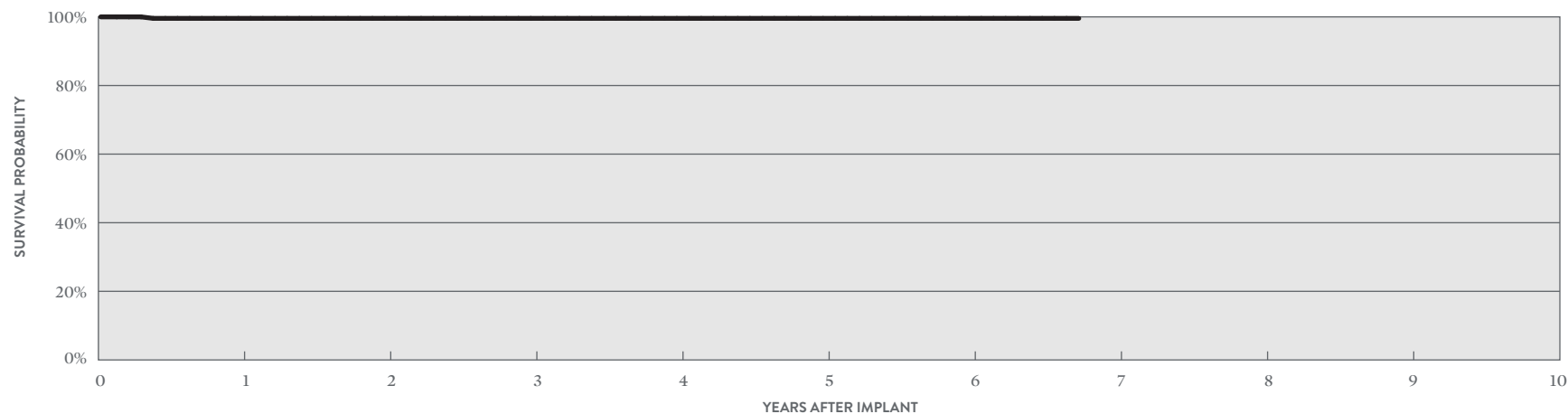
Unify Quadra™ CRT-D

MODEL CD3249-40

US Regulatory Approval	November 2011
Number of Devices Enrolled in Study	245
Active Devices Enrolled in Study	66
Cumulative Months of Follow-up	10,913
Estimated Longevity	(see table on page 52)
Max. Delivered Energy	40 joules

QUALIFYING COMPLICATIONS	QTY	RATE
Skin Erosion	1	0.41%

	MALFUNCTIONS W/ COMPROMISED THERAPY		MALFUNCTIONS W/O COMPROMISED THERAPY	
	QTY	RATE	QTY	RATE
Electrical Component	0	0.00%	0	0.00%
Electrical Interconnect	0	0.00%	0	0.00%
Battery	0	0.00%	0	0.00%
High Voltage Capacitor	0	0.00%	0	0.00%
Software/Firmware	0	0.00%	0	0.00%
Mechanical	0	0.00%	0	0.00%
Possible Early Battery Depletion	0	0.00%	0	0.00%
Other	0	0.00%	0	0.00%
Total	0	0.00%	0	0.00%



ACTIVELY MONITORED STUDY DATA

YEAR	1	2	3	4	5	6	AT 81 MONTHS
SURVIVAL PROBABILITY	99.57%	99.57%	99.57%	99.57%	99.57%	99.57%	99.57%
± 1 STANDARD ERROR	0.43%	0.43%	0.43%	0.43%	0.43%	0.43%	0.43%
SAMPLE SIZE	230	190	160	130	90	70	50

Cardiac Resynchronization Therapy (CRT) ICDs

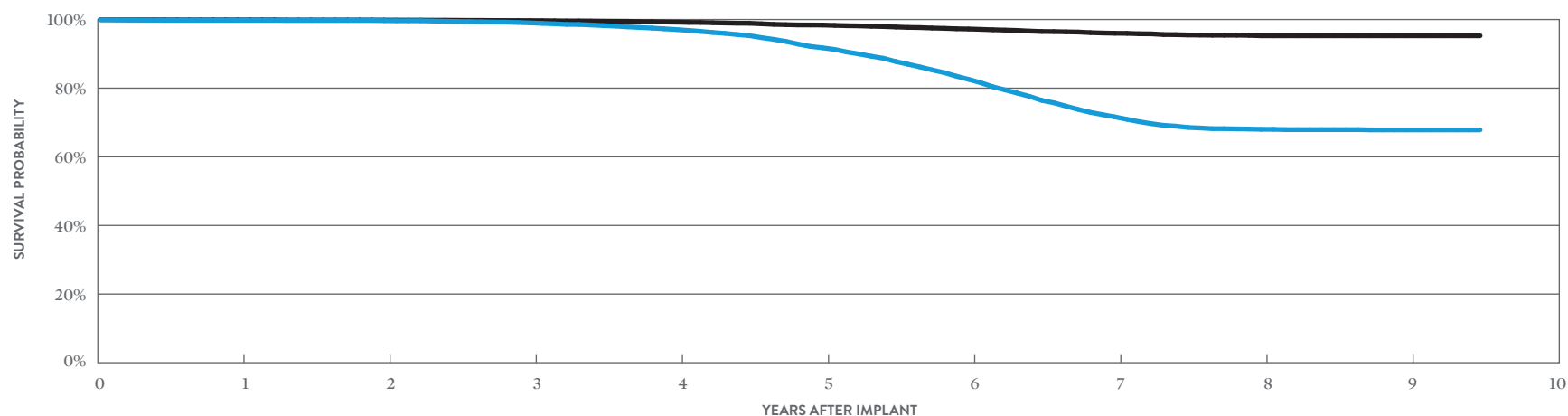
CUSTOMER REPORTED PERFORMANCE DATA

Unify™ CRT-D

MODEL CD3231-40Q (BATTERY ADVISORY POPULATION)

US Regulatory Approval	May 2010
Registered US Implants	19,027
Estimated Active US Implants	4,439
Estimated Longevity	(see table on page 52)
Normal Battery Depletion	1,178
Max. Delivered Energy	40 joules
Number of US Advisories (see pgs. 322, 323)	Three

	MALFUNCTIONS W/ COMPROMISED THERAPY		MALFUNCTIONS W/O COMPROMISED THERAPY	
	QTY	RATE	QTY	RATE
Electrical Component	2	0.01%	5	0.03%
Electrical Interconnect	1	<0.01%	0	0.00%
Battery	14	0.07%	9	0.05%
High Voltage Capacitor	16	0.08%	6	0.03%
Software/Firmware	0	0.00%	2	0.01%
Mechanical	1	<0.01%	2	0.01%
Possible Early Battery Depletion	56	0.29%	58	0.30%
Other	8	0.04%	6	0.03%
Total	98	0.52%	88	0.46%



INCLUDING NORMAL BATTERY DEPLETION

YEAR	1	2	3	4	5	6	7	8	9	AT 114 MONTHS
SURVIVAL PROBABILITY	99.76%	99.67%	99.01%	97.08%	91.76%	82.56%	71.63%	68.01%	67.84%	67.84%
± 1 STANDARD ERROR	0.04%	0.04%	0.07%	0.14%	0.24%	0.35%	0.43%	0.46%	0.47%	0.47%
SAMPLE SIZE	17,790	15,750	14,210	12,730	11,210	9,500	7,600	5,310	2,560	260

EXCLUDING NORMAL BATTERY DEPLETION

YEAR	1	2	3	4	5	6	7	8	9	AT 114 MONTHS
SURVIVAL PROBABILITY	99.88%	99.83%	99.67%	99.23%	98.39%	97.24%	96.00%	95.27%	95.27%	95.27%
± 1 STANDARD ERROR	0.03%	0.03%	0.05%	0.07%	0.11%	0.15%	0.20%	0.22%	0.23%	0.23%

*DF4-LLHH connector type.

Cardiac Resynchronization Therapy (CRT) ICDs

ACTIVELY MONITORED STUDY DATA

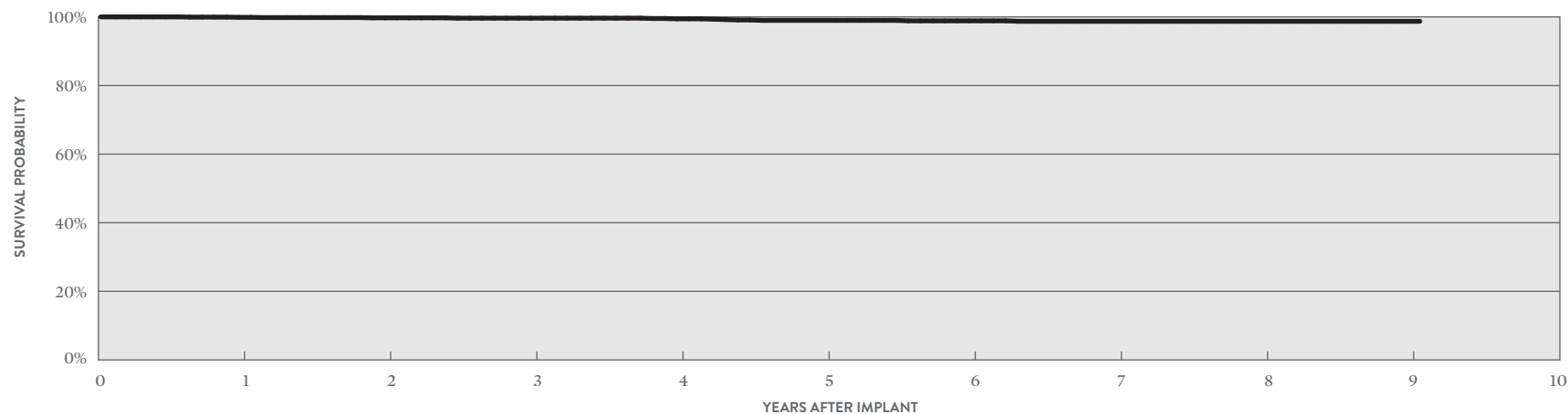
Unify™ CRT-D

MODEL CD3231-40Q

US Regulatory Approval	May 2010
Number of Devices Enrolled in Study	1,680
Active Devices Enrolled in Study	657
Cumulative Months of Follow-up	99,351
Estimated Longevity	(see table on page 52)
Max. Delivered Energy	40 joules

QUALIFYING COMPLICATIONS	QTY	RATE
Inappropriate Shock	2	0.12%
Premature Battery Depletion	10	0.60%
Skin Erosion	1	0.06%

	MALFUNCTIONS W/ COMPROMISED THERAPY		MALFUNCTIONS W/O COMPROMISED THERAPY	
	QTY	RATE	QTY	RATE
Electrical Component	0	0.00%	1	0.06%
Electrical Interconnect	0	0.00%	0	0.00%
Battery	1	0.06%	1	0.06%
High Voltage Capacitor	1	0.06%	0	0.00%
Software/Firmware	0	0.00%	0	0.00%
Mechanical	0	0.00%	1	0.06%
Possible Early Battery Depletion	12	0.71%	4	0.24%
Other	2	0.12%	0	0.00%
Total	16	0.95%	7	0.42%



ACTIVELY MONITORED STUDY DATA

YEAR	1	2	3	4	5	6	7	8	9	AT 109 MONTHS
SURVIVAL PROBABILITY	99.87%	99.72%	99.63%	99.43%	98.98%	98.85%	98.71%	98.71%	98.71%	98.71%
± 1 STANDARD ERROR	0.07%	0.14%	0.16%	0.19%	0.31%	0.34%	0.36%	0.36%	0.36%	0.36%
SAMPLE SIZE	1,570	1,360	1,180	1,020	870	750	700	600	290	70

*DF4-LLHH connector type.

Cardiac Resynchronization Therapy (CRT) ICDs

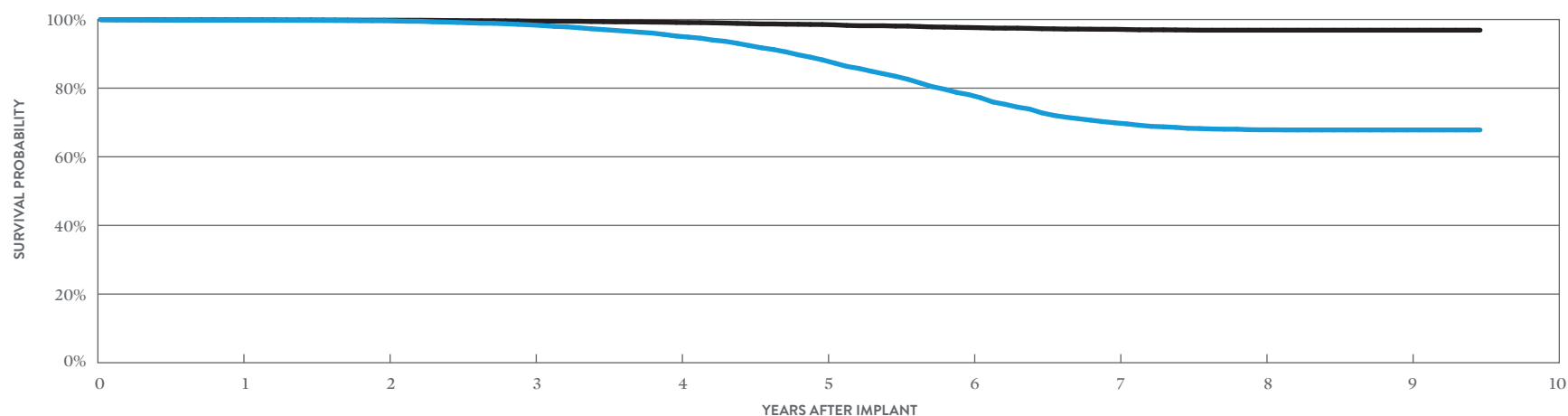
CUSTOMER REPORTED PERFORMANCE DATA

Unify™ CRT-D

MODEL CD3231-40 (BATTERY ADVISORY POPULATION)

US Regulatory Approval	May 2010
Registered US Implants	20,500
Estimated Active US Implants	5,371
Estimated Longevity	(see table on page 52)
Normal Battery Depletion	1,307
Max. Delivered Energy	40 joules
Number of US Advisories (see pgs. 322, 323)	Three

	MALFUNCTIONS W/ COMPROMISED THERAPY		MALFUNCTIONS W/O COMPROMISED THERAPY	
	QTY	RATE	QTY	RATE
Electrical Component	10	0.05%	5	0.02%
Electrical Interconnect	3	0.01%	0	0.00%
Battery	9	0.04%	3	0.01%
High Voltage Capacitor	7	0.03%	0	0.00%
Software/Firmware	0	0.00%	2	<0.01%
Mechanical	1	<0.01%	1	<0.01%
Possible Early Battery Depletion	31	0.15%	42	0.20%
Other	11	0.05%	11	0.05%
Total	72	0.35%	64	0.31%



INCLUDING NORMAL BATTERY DEPLETION

YEAR	1	2	3	4	5	6	7	8	9	AT 114 MONTHS
SURVIVAL PROBABILITY	99.79%	99.64%	98.44%	95.17%	88.24%	78.12%	69.90%	67.86%	67.82%	67.82%
± 1 STANDARD ERROR	0.03%	0.04%	0.09%	0.17%	0.28%	0.38%	0.43%	0.45%	0.45%	0.45%
SAMPLE SIZE	19,100	16,670	14,750	12,960	11,090	9,160	7,290	4,970	2,290	250

EXCLUDING NORMAL BATTERY DEPLETION

YEAR	1	2	3	4	5	6	7	8	9	AT 114 MONTHS
SURVIVAL PROBABILITY	99.88%	99.80%	99.52%	99.14%	98.54%	97.66%	97.15%	96.89%	96.89%	96.89%
± 1 STANDARD ERROR	0.02%	0.03%	0.05%	0.07%	0.10%	0.14%	0.16%	0.18%	0.18%	0.18%

Cardiac Resynchronization Therapy (CRT) ICDs

ACTIVELY MONITORED STUDY DATA

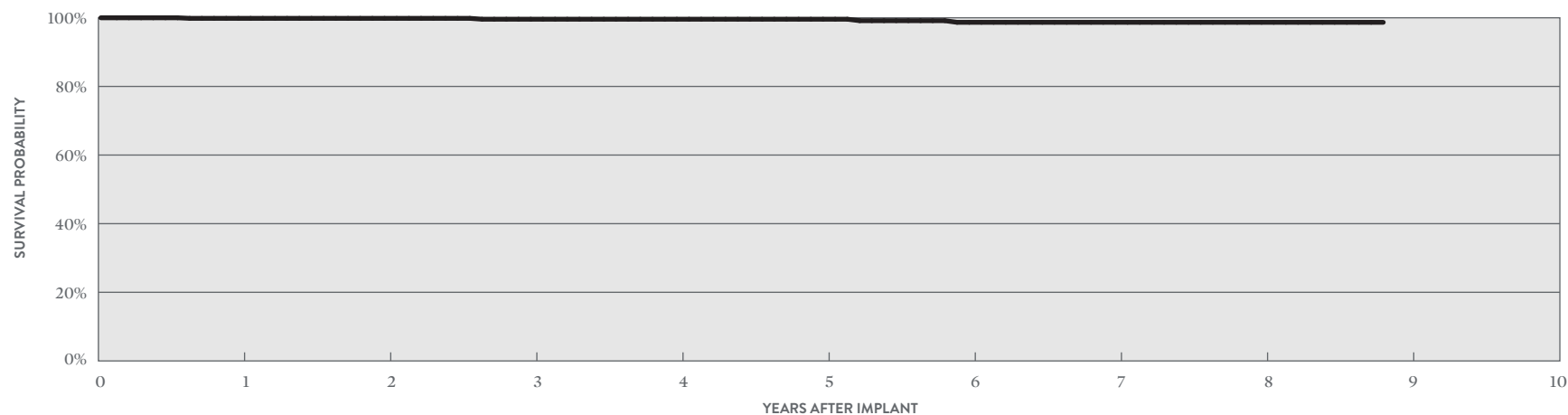
Unify™ CRT-D

MODEL CD3231-40

US Regulatory Approval	May 2010
Number of Devices Enrolled in Study	688
Active Devices Enrolled in Study	170
Cumulative Months of Follow-up	33,814
Estimated Longevity	(see table on page 52)
Max. Delivered Energy	40 joules

QUALIFYING COMPLICATIONS	QTY	RATE
Premature Battery Depletion	3	0.44%
Skin Erosion	1	0.15%

	MALFUNCTIONS W/ COMPROMISED THERAPY		MALFUNCTIONS W/O COMPROMISED THERAPY	
	QTY	RATE	QTY	RATE
Electrical Component	1	0.15%	0	0.00%
Electrical Interconnect	1	0.15%	0	0.00%
Battery	1	0.15%	2	0.29%
High Voltage Capacitor	0	0.00%	0	0.00%
Software/Firmware	0	0.00%	1	0.15%
Mechanical	0	0.00%	0	0.00%
Possible Early Battery Depletion	1	0.15%	2	0.29%
Other	0	0.00%	1	0.15%
Total	4	0.58%	6	0.87%



ACTIVELY MONITORED STUDY DATA

YEAR	1	2	3	4	5	6	7	8	AT 106 MONTHS
SURVIVAL PROBABILITY	99.84%	99.84%	99.59%	99.59%	99.59%	98.68%	98.68%	98.68%	98.68%
± 1 STANDARD ERROR	0.16%	0.16%	0.29%	0.29%	0.29%	0.71%	0.71%	0.71%	0.71%
SAMPLE SIZE	630	510	410	350	280	220	190	160	50

Cardiac Resynchronization Therapy (CRT) ICDs

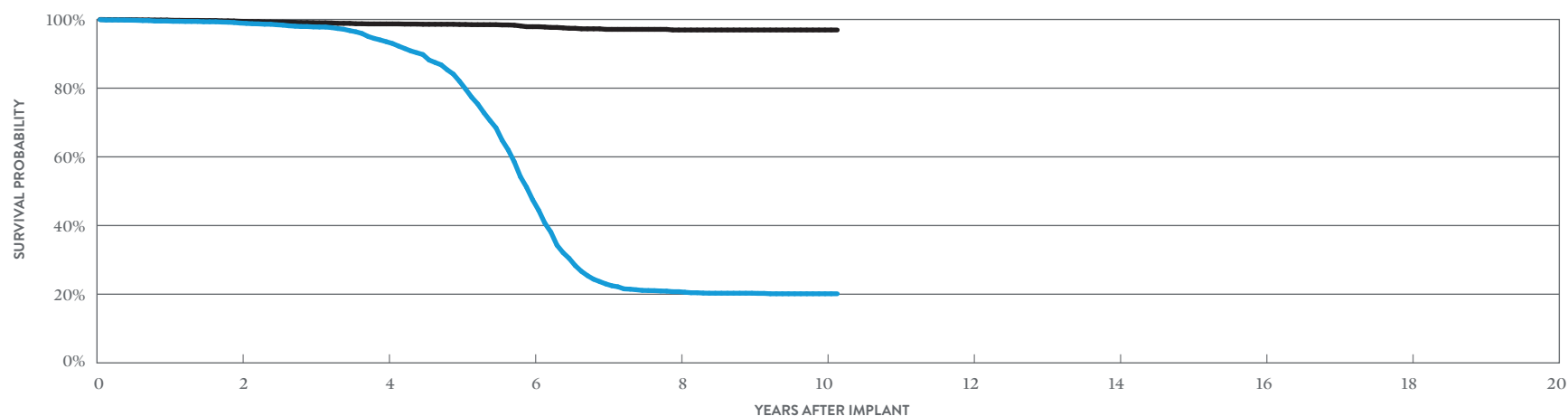
CUSTOMER REPORTED PERFORMANCE DATA

Promote™ + CRT-D

MODEL CD3211-36Q*

US Regulatory Approval	February 2009
Registered US Implants	6,903
Estimated Active US Implants	983
Estimated Longevity	(see table on page 52)
Normal Battery Depletion	1,325
Max. Delivered Energy	36 joules
Number of US Advisories (see pg. 322)	One

	MALFUNCTIONS W/ COMPROMISED THERAPY		MALFUNCTIONS W/O COMPROMISED THERAPY	
	QTY	RATE	QTY	RATE
Electrical Component	4	0.06%	3	0.04%
Electrical Interconnect	0	0.00%	0	0.00%
Battery	9	0.13%	5	0.07%
High Voltage Capacitor	1	0.01%	0	0.00%
Software/Firmware	0	0.00%	11	0.16%
Mechanical	1	0.01%	0	0.00%
Possible Early Battery Depletion	2	0.03%	0	0.00%
Other	5	0.07%	6	0.09%
Total	22	0.32%	25	0.36%



INCLUDING NORMAL BATTERY DEPLETION

YEAR	2	4	6	8	10	AT 122 MONTHS
SURVIVAL PROBABILITY	98.95%	93.52%	47.51%	20.74%	20.13%	20.13%
± 1 STANDARD ERROR	0.12%	0.35%	0.78%	0.60%	0.60%	0.60%
SAMPLE SIZE	5,480	4,320	2,650	1,130	610	220

EXCLUDING NORMAL BATTERY DEPLETION

YEAR	2	4	6	8	10	AT 122 MONTHS
SURVIVAL PROBABILITY	99.46%	98.71%	97.90%	96.94%	96.94%	96.94%
± 1 STANDARD ERROR	0.09%	0.16%	0.24%	0.35%	0.35%	0.35%

*DF4-LLHH connector type.

Cardiac Resynchronization Therapy (CRT) ICDs

ACTIVELY MONITORED STUDY DATA

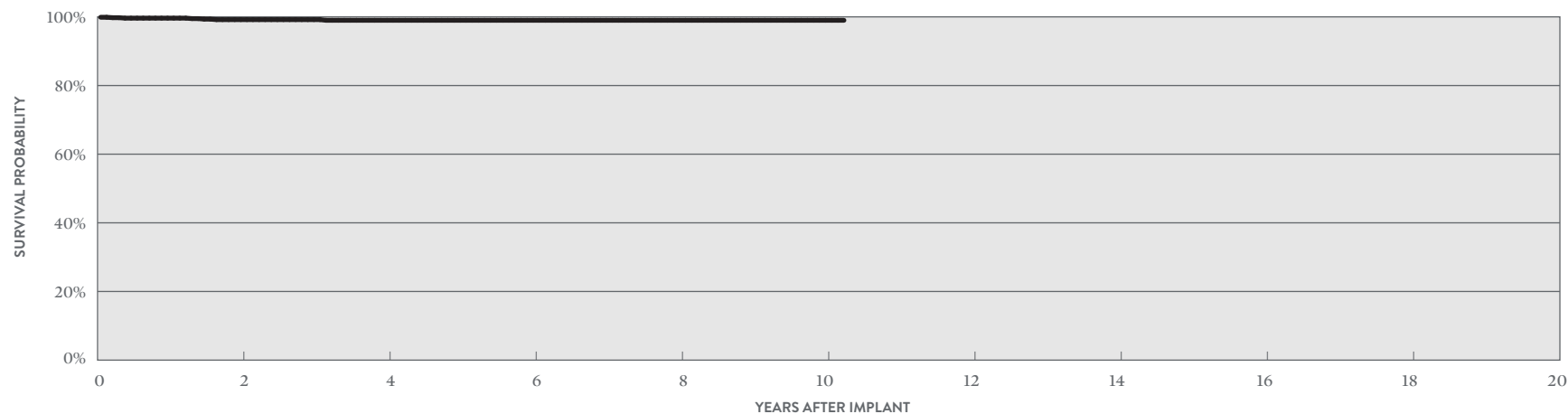
Promote™ + CRT-D

MODEL CD3211-36Q*

US Regulatory Approval	February 2009
Number of Devices Enrolled in Study	856
Active Devices Enrolled in Study	210
Cumulative Months of Follow-up	48,756
Estimated Longevity	(see table on page 52)
Max. Delivered Energy	36 joules

QUALIFYING COMPLICATIONS	QTY	RATE
Inappropriate Shock	3	0.35%
Premature Battery Depletion	2	0.23%
Skin Erosion	2	0.23%

	MALFUNCTIONS W/ COMPROMISED THERAPY		MALFUNCTIONS W/O COMPROMISED THERAPY	
	QTY	RATE	QTY	RATE
Electrical Component	1	0.12%	1	0.12%
Electrical Interconnect	0	0.00%	0	0.00%
Battery	1	0.12%	1	0.12%
High Voltage Capacitor	0	0.00%	0	0.00%
Software/Firmware	0	0.00%	0	0.00%
Mechanical	0	0.00%	1	0.12%
Possible Early Battery Depletion	2	0.23%	0	0.00%
Other	0	0.00%	0	0.00%
Total	4	0.47%	3	0.35%



ACTIVELY MONITORED STUDY DATA

YEAR	2	4	6	8	10	AT 123 MONTHS
SURVIVAL PROBABILITY	99.19%	99.00%	99.00%	99.00%	99.00%	99.00%
± 1 STANDARD ERROR	0.33%	0.38%	0.38%	0.38%	0.38%	0.38%
SAMPLE SIZE	680	480	300	240	150	50

*DF4-LLHH connector type.

Cardiac Resynchronization Therapy (CRT) ICDs

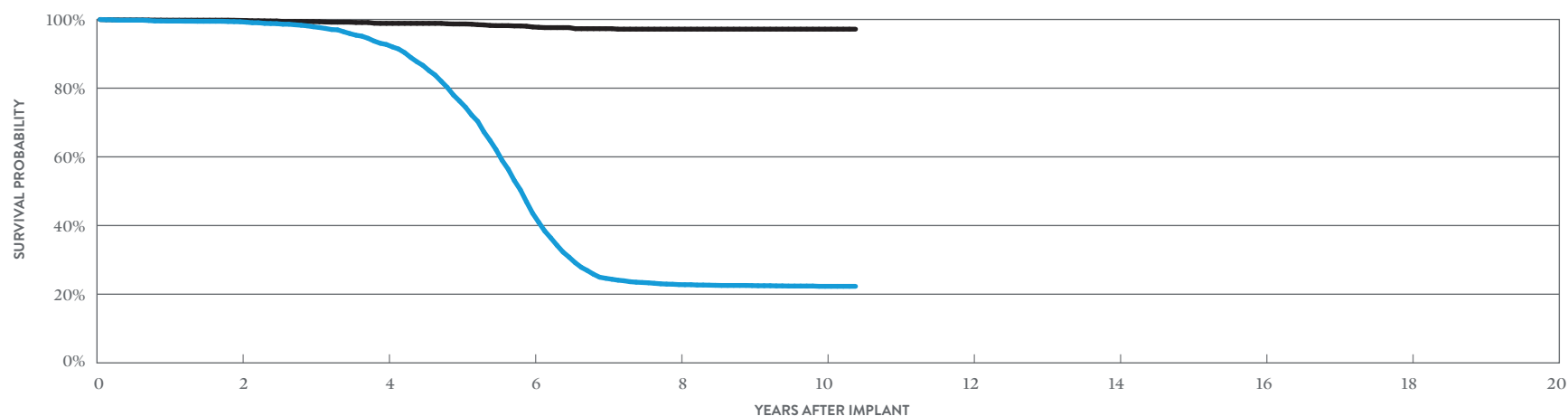
CUSTOMER REPORTED PERFORMANCE DATA

Promote™ + CRT-D

MODEL CD3211-36

US Regulatory Approval	February 2009
Registered US Implants	8,646
Estimated Active US Implants	1,186
Estimated Longevity	(see table on page 52)
Normal Battery Depletion	1,484
Max. Delivered Energy	36 joules
Number of US Advisories (see pg. 322)	One

	MALFUNCTIONS W/ COMPROMISED THERAPY		MALFUNCTIONS W/O COMPROMISED THERAPY	
	QTY	RATE	QTY	RATE
Electrical Component	3	0.03%	3	0.03%
Electrical Interconnect	0	0.00%	0	0.00%
Battery	11	0.13%	3	0.03%
High Voltage Capacitor	2	0.02%	0	0.00%
Software/Firmware	1	0.01%	11	0.13%
Mechanical	0	0.00%	1	0.01%
Possible Early Battery Depletion	5	0.06%	1	0.01%
Other	5	0.06%	3	0.03%
Total	27	0.31%	22	0.25%



INCLUDING NORMAL BATTERY DEPLETION

YEAR	2	4	6	8	10	AT 125 MONTHS
SURVIVAL PROBABILITY	99.33%	92.71%	43.58%	22.80%	22.30%	22.30%
± 1 STANDARD ERROR	0.09%	0.34%	0.73%	0.59%	0.59%	0.59%
SAMPLE SIZE	6,810	5,100	2,870	1,300	780	240

EXCLUDING NORMAL BATTERY DEPLETION

YEAR	2	4	6	8	10	AT 125 MONTHS
SURVIVAL PROBABILITY	99.72%	98.87%	97.82%	97.18%	97.18%	97.18%
± 1 STANDARD ERROR	0.06%	0.14%	0.21%	0.30%	0.30%	0.30%

Cardiac Resynchronization Therapy (CRT) ICDs

ACTIVELY MONITORED STUDY DATA

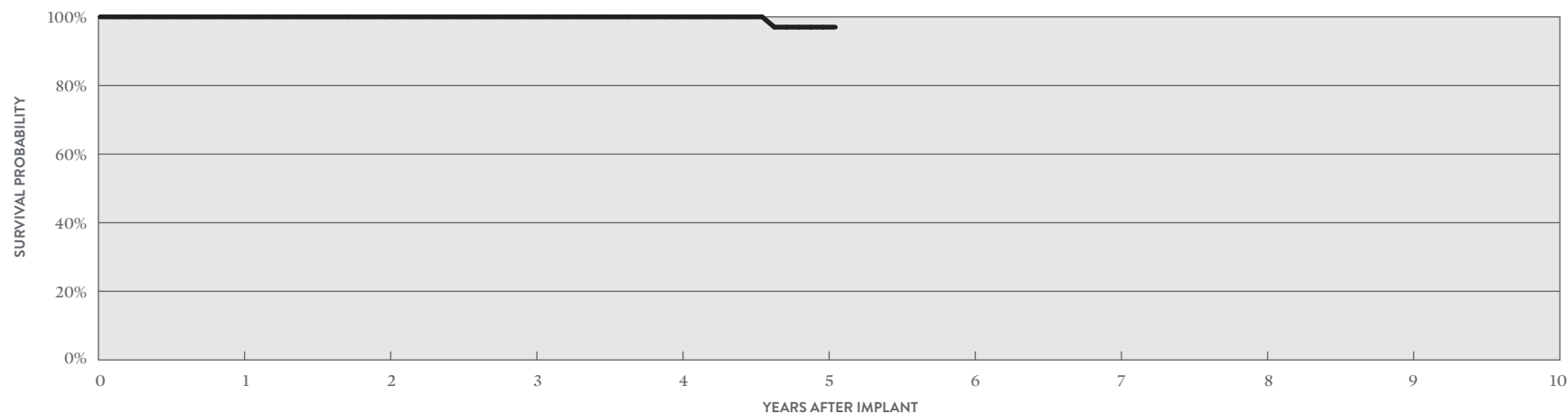
Promote™ + CRT-D

MODEL CD3211-36

US Regulatory Approval	February 2009
Number of Devices Enrolled in Study	222
Active Devices Enrolled in Study	12
Cumulative Months of Follow-up	9,430
Estimated Longevity	(see table on page 52)
Max. Delivered Energy	36 joules

QUALIFYING COMPLICATIONS	QTY	RATE
Skin Erosion	2	0.90%

	MALFUNCTIONS W/ COMPROMISED THERAPY		MALFUNCTIONS W/O COMPROMISED THERAPY	
	QTY	RATE	QTY	RATE
Electrical Component	0	0.00%	0	0.00%
Electrical Interconnect	0	0.00%	0	0.00%
Battery	0	0.00%	0	0.00%
High Voltage Capacitor	0	0.00%	0	0.00%
Software/Firmware	0	0.00%	3	1.35%
Mechanical	0	0.00%	0	0.00%
Possible Early Battery Depletion	0	0.00%	0	0.00%
Other	0	0.00%	0	0.00%
Total	0	0.00%	3	1.35%



ACTIVELY MONITORED STUDY DATA

YEAR	1	2	3	4	5	AT 61 MONTHS
SURVIVAL PROBABILITY	100.00%	100.00%	100.00%	100.00%	97.01%	97.01%
± 1 STANDARD ERROR	0.00%	0.00%	0.00%	0.00%	2.08%	2.08%
SAMPLE SIZE	210	170	130	100	70	60

Cardiac Resynchronization Therapy (CRT) ICDs

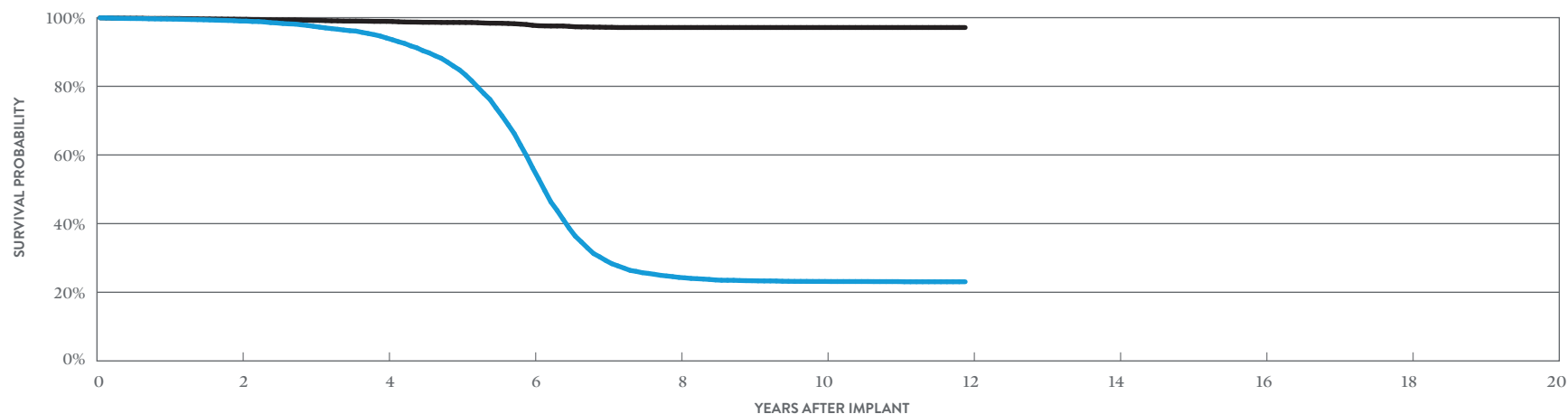
CUSTOMER REPORTED PERFORMANCE DATA

Promote™ RF CRT-D

MODEL 3207-36

US Regulatory Approval	September 2007
Registered US Implants	24,006
Estimated Active US Implants	2,487
Estimated Longevity	(see table on page 52)
Normal Battery Depletion	3,419
Max. Delivered Energy	36 joules
Number of US Advisories (see pg. 322)	One

	MALFUNCTIONS W/ COMPROMISED THERAPY		MALFUNCTIONS W/O COMPROMISED THERAPY	
	QTY	RATE	QTY	RATE
Electrical Component	4	0.02%	6	0.02%
Electrical Interconnect	5	0.02%	3	0.01%
Battery	19	0.08%	9	0.04%
High Voltage Capacitor	5	0.02%	1	<0.01%
Software/Firmware	0	0.00%	15	0.06%
Mechanical	3	0.01%	10	0.04%
Possible Early Battery Depletion	10	0.04%	6	0.02%
Other	17	0.07%	17	0.07%
Total	63	0.26%	67	0.28%



INCLUDING NORMAL BATTERY DEPLETION

YEAR	2	4	6	8	10	AT 143 MONTHS
SURVIVAL PROBABILITY	99.01%	94.08%	56.24%	24.33%	23.15%	23.06%
± 1 STANDARD ERROR	0.07%	0.18%	0.46%	0.40%	0.40%	0.40%
SAMPLE SIZE	18,660	13,650	7,950	3,150	2,500	220

EXCLUDING NORMAL BATTERY DEPLETION

YEAR	2	4	6	8	10	AT 143 MONTHS
SURVIVAL PROBABILITY	99.52%	98.92%	97.77%	97.13%	97.13%	97.13%
± 1 STANDARD ERROR	0.05%	0.08%	0.13%	0.18%	0.18%	0.18%

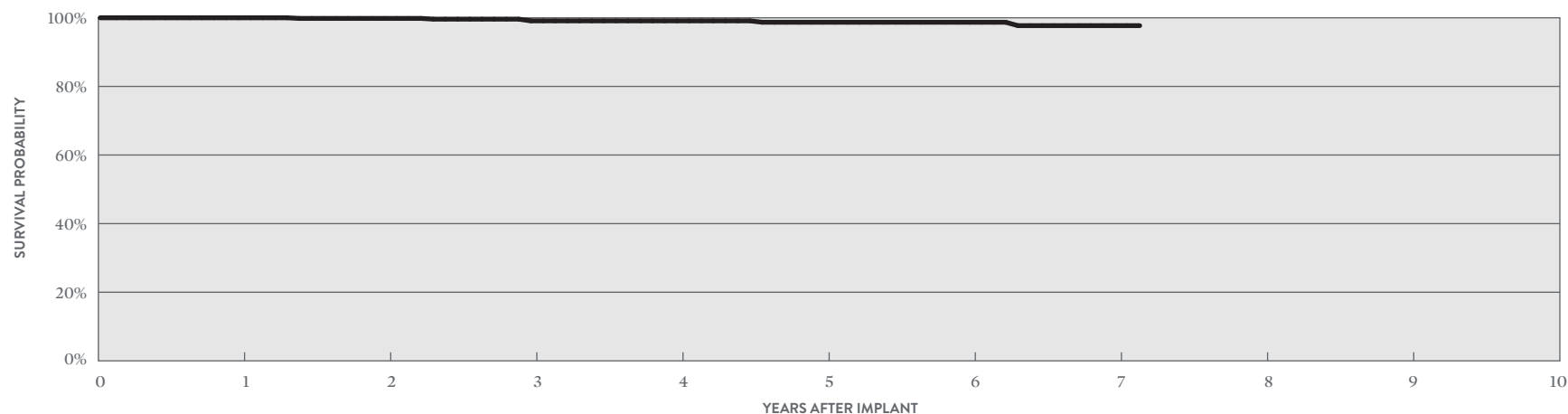
Cardiac Resynchronization Therapy (CRT) ICDs

ACTIVELY MONITORED STUDY DATA

Promote™ RF CRT-D

MODEL 3207-36

		QUALIFYING COMPLICATIONS		MALFUNCTIONS					
		QTY	RATE	W/ COMPROMISED THERAPY		W/O COMPROMISED THERAPY			
				QTY	RATE	QTY	RATE		
US Regulatory Approval	September 2007	Inappropriate Shock	1	0.15%	Electrical Component	0	0.00%	1	0.15%
Number of Devices Enrolled in Study	672	Premature Battery Depletion	3	0.45%	Electrical Interconnect	0	0.00%	0	0.00%
Active Devices Enrolled in Study	22	Skin Erosion	2	0.30%	Battery	0	0.00%	1	0.15%
Cumulative Months of Follow-up	30,386				High Voltage Capacitor	0	0.00%	0	0.00%
Estimated Longevity	(see table on page 52)				Software/Firmware	0	0.00%	1	0.15%
Max. Delivered Energy	36 joules				Mechanical	0	0.00%	0	0.00%
					Possible Early Battery Depletion	0	0.00%	1	0.15%
					Other	2	0.30%	1	0.15%
					Total	2	0.30%	5	0.74%



ACTIVELY MONITORED STUDY DATA

YEAR	1	2	3	4	5	6	7	AT 86 MONTHS
SURVIVAL PROBABILITY	100.00%	99.82%	99.11%	99.11%	98.70%	98.70%	97.71%	97.71%
± 1 STANDARD ERROR	0.00%	0.18%	0.28%	0.45%	0.61%	0.61%	1.15%	1.15%
SAMPLE SIZE	630	540	450	340	240	160	90	50

Cardiac Resynchronization Therapy (CRT) ICDs

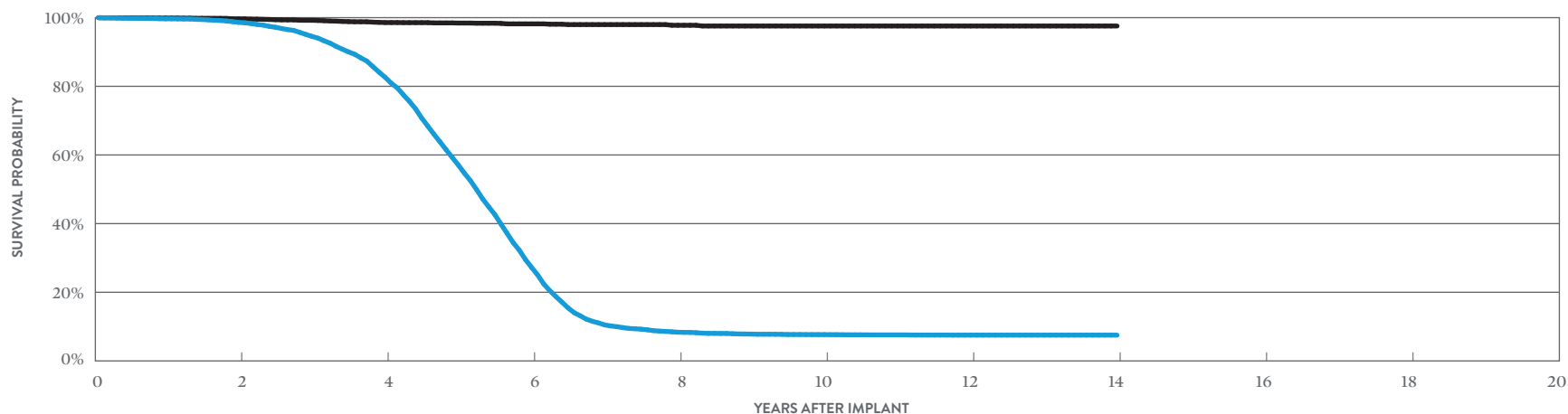
CUSTOMER REPORTED PERFORMANCE DATA

Atlas™ + HF CRT-D

MODEL V-343

US Regulatory Approval	November 2004
Registered US Implants	18,776
Estimated Active US Implants	745
Estimated Longevity	(see table on page 52)
Normal Battery Depletion	3,494
Max. Delivered Energy	36 joules
Number of US Advisories (see pgs. 327, 328)	Two

	MALFUNCTIONS W/ COMPROMISED THERAPY		MALFUNCTIONS W/O COMPROMISED THERAPY	
	QTY	RATE	QTY	RATE
Electrical Component	3	0.02%	1	<0.01%
Electrical Interconnect	0	0.00%	0	0.00%
Battery	40	0.21%	4	0.02%
High Voltage Capacitor	0	0.00%	0	0.00%
Software/Firmware	0	0.00%	1	<0.01%
Mechanical	0	0.00%	1	<0.01%
Possible Early Battery Depletion	7	0.04%	11	0.06%
Other	10	0.05%	4	0.02%
Total	60	0.32%	22	0.12%



INCLUDING NORMAL BATTERY DEPLETION

YEAR	2	4	6	8	10	12	14
SURVIVAL PROBABILITY	98.62%	82.64%	27.26%	8.36%	7.67%	7.52%	7.52%
± 1 STANDARD ERROR	0.09%	0.34%	0.48%	0.28%	0.26%	0.26%	0.26%
SAMPLE SIZE	14,630	9,590	3,800	1,090	830	740	220

EXCLUDING NORMAL BATTERY DEPLETION

YEAR	2	4	6	8	10	12	14
SURVIVAL PROBABILITY	99.66%	98.57%	98.19%	97.78%	97.57%	97.57%	97.57%
± 1 STANDARD ERROR	0.05%	0.11%	0.15%	0.23%	0.27%	0.27%	0.27%

BATTERY LONGEVITY SUMMARY
**Cardiac Resynchronization
Therapy (CRT) ICDs**

Cardiac Resynchronization Therapy (CRT) ICDs

Battery Longevity (years)

MODELS	FAMILY	NO PACING	25% PACING	50% PACING	100% PACING
CD3369-40Q	Quadra Assura MP [™] CRT-D*	11.1	9.9	8.9	7.4
CD3369-40C	Quadra Assura MP [™] CRT-D*	11.1	9.9	8.9	7.4
CD3365-40Q	Quadra Assura [™] CRT-D*	11.1	9.9	8.9	7.4
CD3365-40C	Quadra Assura [™] CRT-D*	11.1	9.9	8.9	7.4
CD3357-40Q	Unify Assura [™] CRT-D*	11.1	9.9	8.9	7.4
CD3357-40C	Unify Assura [™] CRT-D*	11.1	9.9	8.9	7.4
CD3265-40Q	Quadra Assura [™] CRT-D*	11.1	9.9	8.9	7.4
CD3265-40	Quadra Assura [™] CRT-D*	11.1	9.9	8.9	7.4
CD3257-40Q	Unify Assura [™] CRT-D*	11.1	9.9	8.9	7.4
CD3257-40	Unify Assura [™] CRT-D*	11.1	9.9	8.9	7.4
CD3249-40Q	Unify Quadra [™] CRT-D*	10.2	9.0	8.1	6.7
CD3249-40	Unify Quadra [™] CRT-D*	10.2	9.0	8.1	6.7
CD3231-40Q	Unify [™] CRT-D*	10.1	9.0	8.1	6.7
CD3231-40	Unify [™] CRT-D*	10.1	9.0	8.1	6.7
CD3211-36Q	Promote [™] + CRT-D**	8.2	7.2	6.5	5.4
CD3211-36	Promote [™] + CRT-D**	8.2	7.2	6.5	5.4
3207-36	Promote [™] RF CRT-D**	8.2	7.2	6.5	5.4
V-343	Atlas [™] + HF CRT-D**	7.9	7.1	6.4	5.4

Pacing parameters: DDD-BiV, RV 2.5V, LV 2.5V, A 2.5V, 0.5 ms, 60 ppm, 500 ohms

*Battery voltage range: 3.20-2.59. Three maximum charges per year.

**Battery voltage range: 3.20-2.45. Four maximum charges per year as well as monthly charging during the battery's mid-life voltage range.

SUMMARY INFORMATION

Cardiac Resynchronization
Therapy (CRT) ICDs

Cardiac Resynchronization Therapy (CRT) ICDs

Survival Probability Summary

INCLUDING NORMAL BATTERY DEPLETION

MODELS	FAMILY	1 YEAR	2 YEAR	3 YEAR	4 YEAR	5 YEAR	6 YEAR	7 YEAR	8 YEAR	9 YEAR	10 YEAR
CD3369-40Q	Quadra Assura MP [™] CRT-D	99.82%	99.80%	99.78%							
CD3369-40C	Quadra Assura MP [™] CRT-D	99.85%	99.50%	99.41%							
CD3365-40Q	Quadra Assura [™] CRT-D	99.84%	99.75%	99.70%	99.67%						
CD3365-40Q	Quadra Assura [™] CRT-D†	99.78%	99.40%	98.27%	95.77%	93.63%	92.69%				
CD3365-40C	Quadra Assura [™] CRT-D	100.00%	99.80%	99.67%	99.67%						
CD3365-40C	Quadra Assura [™] CRT-D†	99.74%	99.28%	98.38%	97.34%	95.79%	94.52%				
CD3357-40Q	Unify Assura [™] CRT-D	99.94%	99.83%	99.83%	99.83%						
CD3357-40Q	Unify Assura [™] CRT-D†	99.78%	99.33%	97.84%	95.41%	93.66%	93.28%				
CD3357-40C	Unify Assura [™] CRT-D	99.93%	99.86%	99.79%	99.79%						
CD3357-40C	Unify Assura [™] CRT-D†	99.81%	99.48%	97.94%	96.06%	94.79%	94.37%				
CD3265-40Q	Quadra Assura [™] CRT-D†	99.83%	99.74%	99.38%	97.73%	95.05%	93.51%	93.07%			
CD3265-40	Quadra Assura [™] CRT-D†	99.94%	99.76%	99.62%	98.29%	94.73%	93.18%	92.77%			
CD3257-40Q	Unify Assura [™] CRT-D†	99.92%	99.74%	98.05%	94.07%	90.99%	90.09%	90.09%			
CD3257-40	Unify Assura [™] CRT-D†	99.81%	99.63%	98.38%	94.01%	89.62%	88.39%	88.06%			
CD3249-40Q	Unify Quadra [™] CRT-D†	99.87%	99.84%	99.39%	97.73%	92.90%	88.86%	87.92%	87.71%		
CD3249-40	Unify Quadra [™] CRT-D†	99.92%	99.92%	99.60%	97.60%	92.92%	89.43%	88.86%			
CD3231-40Q	Unify [™] CRT-D†	99.76%	99.67%	99.01%	97.08%	91.76%	82.56%	71.63%	68.01%	67.84%	
CD3231-40	Unify [™] CRT-D†	99.79%	99.64%	98.44%	95.17%	88.24%	78.12%	69.90%	67.86%	67.82%	
CD3211-36Q	Promote [™] + CRT-D	99.54%	98.95%	97.84%	93.52%	82.01%	47.51%	23.00%	20.74%	20.29%	20.13%
CD3211-36	Promote [™] + CRT-D	99.53%	99.33%	97.88%	92.71%	76.26%	43.58%	24.63%	22.80%	22.51%	22.30%
3207-36	Promote [™] RF CRT-D	99.61%	99.01%	97.48%	94.08%	84.78%	56.24%	29.26%	24.33%	23.36%	23.15%
V-343	Atlas [™] + HF CRT-D	99.66%	98.62%	94.54%	82.64%	57.08%	27.26%	10.49%	8.36%	7.82%	7.67%

†Premature battery depletion advisory population.

Cardiac Resynchronization Therapy (CRT) ICDs

Survival Probability Summary

EXCLUDING NORMAL BATTERY DEPLETION

MODELS	FAMILY	1 YEAR	2 YEAR	3 YEAR	4 YEAR	5 YEAR	6 YEAR	7 YEAR	8 YEAR	9 YEAR	10 YEAR
CD3369-40Q	Quadra Assura MP [™] CRT-D	99.82%	99.80%	99.78%							
CD3369-40C	Quadra Assura MP [™] CRT-D	99.88%	99.53%	99.45%							
CD3365-40Q	Quadra Assura [™] CRT-D	99.84%	99.75%	99.70%	99.70%						
CD3365-40Q	Quadra Assura [™] CRT-D†	99.83%	99.55%	98.55%	96.25%	94.28%	93.33%				
CD3365-40C	Quadra Assura [™] CRT-D	100.00%	99.80%	99.67%	99.67%						
CD3365-40C	Quadra Assura [™] CRT-D†	99.78%	99.32%	98.42%	97.62%	96.18%	94.91%				
CD3357-40Q	Unify Assura [™] CRT-D	99.94%	99.91%	99.91%	99.91%						
CD3357-40Q	Unify Assura [™] CRT-D†	99.90%	99.46%	98.52%	96.78%	95.43%	95.03%				
CD3357-40C	Unify Assura [™] CRT-D	99.93%	99.89%	99.89%	99.89%						
CD3357-40C	Unify Assura [™] CRT-D†	99.89%	99.62%	98.67%	97.10%	96.03%	95.77%				
CD3265-40Q	Quadra Assura [™] CRT-D†	99.87%	99.85%	99.64%	98.88%	97.16%	96.11%	95.81%			
CD3265-40	Quadra Assura [™] CRT-D†	99.94%	99.82%	99.68%	98.78%	97.87%	97.24%	97.11%			
CD3257-40Q	Unify Assura [™] CRT-D†	100.00%	100.00%	99.90%	98.39%	97.77%	97.18%	97.18%			
CD3257-40	Unify Assura [™] CRT-D†	99.90%	99.83%	99.47%	98.57%	97.70%	97.05%	96.91%			
CD3249-40Q	Unify Quadra [™] CRT-D†	99.95%	99.95%	99.85%	99.30%	98.54%	97.57%	97.23%	97.23%		
CD3249-40	Unify Quadra [™] CRT-D†	99.92%	99.92%	99.92%	99.80%	99.65%	99.31%	99.13%			
CD3231-40Q	Unify [™] CRT-D†	99.88%	99.83%	99.67%	99.23%	98.39%	97.24%	96.00%	95.27%	95.27%	
CD3231-40	Unify [™] CRT-D†	99.88%	99.80%	99.52%	99.14%	98.54%	97.66%	97.15%	96.89%	96.89%	
CD3211-36Q	Promote [™] + CRT-D	99.84%	99.46%	99.07%	98.71%	98.55%	97.90%	97.12%	96.94%	96.94%	96.94%
CD3211-36	Promote [™] + CRT-D	99.79%	99.72%	99.38%	98.87%	98.69%	97.82%	97.32%	97.18%	97.18%	97.18%
3207-36	Promote [™] RF CRT-D	99.77%	99.52%	99.20%	98.92%	98.61%	97.77%	97.19%	97.13%	97.13%	97.13%
V-343	Atlas [™] + HF CRT-D	99.88%	99.66%	99.23%	98.57%	98.43%	98.19%	97.98%	97.78%	97.57%	97.57%

†Premature battery depletion advisory population.

Cardiac Resynchronization Therapy (CRT) ICDs

US Malfunction Summary

WITH COMPROMISED THERAPY

MODELS	FAMILY	REGISTERED US IMPLANTS	PERCENT RETURNED FOR ANALYSIS	ELECTRICAL COMPONENT		ELECTRICAL INTERCONNECT		BATTERY		HIGH VOLTAGE CAPACITOR		SOFTWARE/FIRMWARE		MECHANICAL		POSSIBLE EARLY BATTERY DEPLETION		OTHER		TOTAL	
				QTY	RATE	QTY	RATE	QTY	RATE	QTY	RATE	QTY	RATE	QTY	RATE	QTY	RATE	QTY	RATE	QTY	RATE
CD3369-40Q	Quadra Assura MP ⁺ CRT-D	50,248	1.80%	7	0.01%	7	0.01%	0	0.00%	0	0.00%	0	0.00%	1	<0.01%	0	0.00%	2	<0.01%	17	0.03%
CD3369-40C	Quadra Assura MP ⁺ CRT-D	6,312	2.30%	2	0.03%	2	0.03%	0	0.00%	1	0.02%	0	0.00%	0	0.00%	0	0.00%	0	0.00%	5	0.08%
CD3365-40Q	Quadra Assura ⁻ CRT-D	15,736	3.10%	2	0.01%	3	0.02%	0	0.00%	0	0.00%	1	<0.01%	0	0.00%	1	<0.01%	1	<0.01%	8	0.05%
CD3365-40Q	Quadra Assura ⁻ CRT-D [†]	24,080	14.10%	5	0.02%	9	0.04%	3	0.01%	0	0.00%	1	<0.01%	0	0.00%	36	0.15%	6	0.02%	60	0.25%
CD3365-40C	Quadra Assura ⁻ CRT-D	2,538	4.00%	0	0.00%	0	0.00%	0	0.00%	1	0.04%	0	0.00%	0	0.00%	0	0.00%	1	0.04%	2	0.08%
CD3365-40C	Quadra Assura ⁻ CRT-D [†]	5,626	18.10%	6	0.11%	2	0.04%	1	0.02%	0	0.00%	0	0.00%	0	0.00%	6	0.11%	2	0.04%	17	0.30%
CD3357-40Q	Unify Assura ⁻ CRT-D	14,493	2.40%	0	0.00%	0	0.00%	0	0.00%	1	<0.01%	0	0.00%	0	0.00%	0	0.00%	1	<0.01%	2	0.01%
CD3357-40Q	Unify Assura ⁻ CRT-D [†]	5,340	17.30%	1	0.02%	2	0.04%	0	0.00%	2	0.04%	0	0.00%	0	0.00%	9	0.17%	0	0.00%	14	0.26%
CD3357-40C	Unify Assura ⁻ CRT-D	13,459	3.20%	0	0.00%	2	0.01%	0	0.00%	0	0.00%	0	0.00%	0	0.00%	0	0.00%	0	0.00%	2	0.01%
CD3357-40C	Unify Assura ⁻ CRT-D [†]	9,592	17.30%	2	0.02%	2	0.02%	0	0.00%	1	0.01%	0	0.00%	0	0.00%	15	0.16%	1	0.01%	21	0.22%
CD3265-40Q	Quadra Assura ⁻ CRT-D [†]	13,540	13.90%	2	0.01%	1	<0.01%	1	<0.01%	0	0.00%	1	<0.01%	0	0.00%	22	0.16%	1	<0.01%	28	0.21%
CD3265-40	Quadra Assura ⁻ CRT-D [†]	3,926	16.70%	0	0.00%	1	0.03%	0	0.00%	0	0.00%	0	0.00%	0	0.00%	5	0.13%	7	0.18%	13	0.33%
CD3257-40Q	Unify Assura ⁻ CRT-D [†]	2,716	19.00%	0	0.00%	0	0.00%	0	0.00%	0	0.00%	1	0.04%	0	0.00%	4	0.15%	1	0.04%	6	0.22%
CD3257-40	Unify Assura ⁻ CRT-D [†]	6,744	17.30%	5	0.07%	1	0.01%	1	0.01%	0	0.00%	0	0.00%	0	0.00%	10	0.15%	1	0.01%	18	0.27%
CD3249-40Q	Unify Quadra ⁻ CRT-D [†]	8,948	15.00%	4	0.04%	0	0.00%	1	0.01%	0	0.00%	0	0.00%	0	0.00%	14	0.16%	2	0.02%	21	0.23%
CD3249-40	Unify Quadra ⁻ CRT-D [†]	2,523	16.90%	0	0.00%	0	0.00%	0	0.00%	0	0.00%	0	0.00%	0	0.00%	0	0.00%	1	0.04%	1	0.04%
CD3231-40Q	Unify ⁻ CRT-D [†]	19,027	19.10%	2	0.01%	1	<0.01%	14	0.07%	16	0.08%	0	0.00%	1	<0.01%	56	0.29%	8	0.04%	98	0.52%
CD3231-40	Unify ⁻ CRT-D [†]	20,500	20.10%	10	0.05%	3	0.01%	9	0.04%	7	0.03%	0	0.00%	1	<0.01%	31	0.15%	11	0.05%	72	0.35%
CD3211-36Q	Promote ⁻ + CRT-D	6,903	28.10%	4	0.06%	0	0.00%	9	0.13%	1	0.01%	0	0.00%	1	0.01%	2	0.03%	5	0.07%	22	0.32%
CD3211-36	Promote ⁻ + CRT-D	8,646	28.20%	3	0.03%	0	0.00%	11	0.13%	2	0.02%	1	0.01%	0	0.00%	5	0.06%	5	0.06%	27	0.31%
3207-36	Promote ⁻ RF CRT-D	24,006	27.20%	4	0.02%	5	0.02%	19	0.08%	5	0.02%	0	0.00%	3	0.01%	10	0.04%	17	0.07%	63	0.26%
V-343	Atlas ⁻ + HF CRT-D	18,776	25.20%	3	0.02%	0	0.00%	40	0.21%	0	0.00%	0	0.00%	0	0.00%	7	0.04%	10	0.05%	60	0.32%

Definitions of malfunction categories can be found on [pages 5-6](#).

†Premature battery depletion advisory population.

Cardiac Resynchronization Therapy (CRT) ICDs

US Malfunction Summary

WITHOUT COMPROMISED THERAPY

MODELS	FAMILY	REGISTERED US IMPLANTS	PERCENT RETURNED FOR ANALYSIS	ELECTRICAL COMPONENT		ELECTRICAL INTERCONNECT		BATTERY		HIGH VOLTAGE CAPACITOR		SOFTWARE/FIRMWARE		MECHANICAL		POSSIBLE EARLY BATTERY DEPLETION		OTHER		TOTAL	
				QTY	RATE	QTY	RATE	QTY	RATE	QTY	RATE	QTY	RATE	QTY	RATE	QTY	RATE	QTY	RATE	QTY	RATE
CD3369-40Q	Quadra Assura MP ⁺ CRT-D	50,248	1.80%	6	0.01%	0	0.00%	1	<0.01%	0	0.00%	0	0.00%	5	<0.01%	1	<0.01%	3	<0.01%	16	0.03%
CD3369-40C	Quadra Assura MP ⁺ CRT-D	6,312	2.30%	0	0.00%	0	0.00%	0	0.00%	1	0.02%	0	0.00%	1	0.02%	0	0.00%	2	0.03%	4	0.06%
CD3365-40Q	Quadra Assura ⁻ CRT-D	15,736	3.10%	2	0.01%	0	0.00%	0	0.00%	0	0.00%	0	0.00%	4	0.03%	3	0.02%	2	0.01%	11	0.07%
CD3365-40Q	Quadra Assura ⁻ CRT-D [†]	24,080	14.10%	12	0.05%	0	0.00%	17	0.07%	0	0.00%	3	0.01%	2	<0.01%	280	1.16%	5	0.02%	319	1.32%
CD3365-40C	Quadra Assura ⁻ CRT-D	2,538	4.00%	1	0.04%	0	0.00%	0	0.00%	0	0.00%	0	0.00%	0	0.00%	0	0.00%	0	0.00%	1	0.04%
CD3365-40C	Quadra Assura ⁻ CRT-D [†]	5,626	18.10%	2	0.04%	0	0.00%	1	0.02%	0	0.00%	1	0.02%	0	0.00%	38	0.68%	2	0.04%	44	0.78%
CD3357-40Q	Unify Assura ⁻ CRT-D	14,493	2.40%	1	<0.01%	0	0.00%	0	0.00%	0	0.00%	0	0.00%	1	<0.01%	0	0.00%	1	<0.01%	3	0.02%
CD3357-40Q	Unify Assura ⁻ CRT-D [†]	5,340	17.30%	2	0.04%	0	0.00%	0	0.00%	0	0.00%	0	0.00%	0	0.00%	46	0.86%	2	0.04%	50	0.94%
CD3357-40C	Unify Assura ⁻ CRT-D	13,459	3.20%	1	<0.01%	0	0.00%	0	0.00%	0	0.00%	0	0.00%	1	<0.01%	1	<0.01%	1	<0.01%	4	0.03%
CD3357-40C	Unify Assura ⁻ CRT-D [†]	9,592	17.30%	3	0.03%	0	0.00%	5	0.05%	0	0.00%	2	0.02%	1	0.01%	68	0.71%	3	0.03%	82	0.85%
CD3265-40Q	Quadra Assura ⁻ CRT-D [†]	13,540	13.90%	6	0.04%	0	0.00%	7	0.05%	0	0.00%	2	0.01%	3	0.02%	91	0.67%	0	0.00%	109	0.81%
CD3265-40	Quadra Assura ⁻ CRT-D [†]	3,926	16.70%	0	0.00%	0	0.00%	2	0.05%	0	0.00%	1	0.03%	0	0.00%	13	0.33%	1	0.03%	17	0.43%
CD3257-40Q	Unify Assura ⁻ CRT-D [†]	2,716	19.00%	0	0.00%	0	0.00%	2	0.07%	0	0.00%	0	0.00%	1	0.04%	10	0.37%	0	0.00%	13	0.48%
CD3257-40	Unify Assura ⁻ CRT-D [†]	6,744	17.30%	3	0.04%	0	0.00%	1	0.01%	0	0.00%	4	0.06%	0	0.00%	26	0.39%	1	0.01%	35	0.52%
CD3249-40Q	Unify Quadra ⁻ CRT-D [†]	8,948	15.00%	3	0.03%	0	0.00%	1	0.01%	0	0.00%	0	0.00%	1	0.01%	33	0.37%	0	0.00%	38	0.42%
CD3249-40	Unify Quadra ⁻ CRT-D [†]	2,523	16.90%	0	0.00%	0	0.00%	0	0.00%	0	0.00%	0	0.00%	1	0.04%	4	0.16%	0	0.00%	5	0.20%
CD3231-40Q	Unify ⁻ CRT-D [†]	19,027	19.10%	5	0.03%	0	0.00%	9	0.05%	6	0.03%	2	0.01%	2	0.01%	58	0.30%	6	0.03%	88	0.46%
CD3231-40	Unify ⁻ CRT-D [†]	20,500	20.10%	5	0.02%	0	0.00%	3	0.01%	0	0.00%	2	<0.01%	1	<0.01%	42	0.20%	11	0.05%	64	0.31%
CD3211-36Q	Promote ⁻ + CRT-D	6,903	28.10%	3	0.04%	0	0.00%	5	0.07%	0	0.00%	11	0.16%	0	0.00%	0	0.00%	6	0.09%	25	0.36%
CD3211-36	Promote ⁻ + CRT-D	8,646	28.20%	3	0.03%	0	0.00%	3	0.03%	0	0.00%	11	0.13%	1	0.01%	1	0.01%	3	0.03%	22	0.25%
3207-36	Promote ⁻ RF CRT-D	24,006	27.20%	6	0.02%	3	0.01%	9	0.04%	1	<0.01%	15	0.06%	10	0.04%	6	0.02%	17	0.07%	67	0.28%
V-343	Atlas ⁻ + HF CRT-D	18,776	25.20%	1	<0.01%	0	0.00%	4	0.02%	0	0.00%	1	<0.01%	1	<0.01%	11	0.06%	4	0.02%	22	0.12%

Definitions of malfunction categories can be found on [pages 5-6](#).

†Premature battery depletion advisory population.

Cardiac Resynchronization Therapy (CRT) ICDs

Worldwide Malfunction Summary

WITH COMPROMISED THERAPY

MODELS	FAMILY	WORLDWIDE SALES	PERCENT RETURNED FOR ANALYSIS	ELECTRICAL COMPONENT		ELECTRICAL INTERCONNECT		BATTERY		HIGH VOLTAGE CAPACITOR		SOFTWARE/FIRMWARE		MECHANICAL		POSSIBLE EARLY BATTERY DEPLETION		OTHER		TOTAL	
				QTY	RATE	QTY	RATE	QTY	RATE	QTY	RATE	QTY	RATE	QTY	RATE	QTY	RATE	QTY	RATE	QTY	RATE
CD3369-40Q	Quadra Assura MP™ CRT-D	51,902	1.87%	7	0.01%	7	0.01%	0	0.00%	0	0.00%	0	0.00%	1	<0.01%	0	0.00%	2	<0.01%	17	0.03%
CD3369-40C	Quadra Assura MP™ CRT-D	6,438	2.83%	2	0.03%	2	0.03%	0	0.00%	1	0.02%	0	0.00%	0	0.00%	0	0.00%	0	0.00%	5	0.08%
CD3365-40Q	Quadra Assura™ CRT-D	40,116	10.06%	7	0.02%	12	0.03%	3	<0.01%	0	0.00%	2	<0.01%	0	0.00%	37	0.09%	7	0.02%	68	0.17%
CD3365-40C	Quadra Assura™ CRT-D	8,218	14.50%	6	0.07%	2	0.02%	1	0.01%	1	0.01%	0	0.00%	0	0.00%	6	0.07%	3	0.04%	19	0.23%
CD3357-40Q	Unify Assura™ CRT-D	20,461	6.79%	1	<0.01%	2	<0.01%	0	0.00%	3	0.01%	0	0.00%	0	0.00%	9	0.04%	1	<0.01%	16	0.08%
CD3357-40C	Unify Assura™ CRT-D	23,561	9.50%	2	<0.01%	4	0.02%	0	0.00%	1	<0.01%	0	0.00%	0	0.00%	15	0.06%	1	<0.01%	23	0.10%
CD3265-40Q	Quadra Assura™ CRT-D	13,956	14.48%	2	0.01%	2	0.01%	1	<0.01%	0	0.00%	1	<0.01%	0	0.00%	22	0.16%	1	<0.01%	29	0.21%
CD3265-40	Quadra Assura™ CRT-D	4,046	17.40%	0	0.00%	1	0.02%	0	0.00%	0	0.00%	0	0.00%	0	0.00%	6	0.15%	7	0.17%	14	0.35%
CD3257-40Q	Unify Assura™ CRT-D	2,727	19.84%	0	0.00%	0	0.00%	0	0.00%	0	0.00%	1	0.04%	0	0.00%	4	0.15%	1	0.04%	6	0.22%
CD3257-40	Unify Assura™ CRT-D	6,723	17.80%	5	0.07%	1	0.01%	1	0.01%	0	0.00%	0	0.00%	0	0.00%	10	0.15%	1	0.01%	18	0.27%
CD3249-40Q	Unify Quadra™ CRT-D	11,075	14.00%	5	0.05%	0	0.00%	1	<0.01%	0	0.00%	0	0.00%	0	0.00%	15	0.14%	3	0.03%	24	0.22%
CD3249-40	Unify Quadra™ CRT-D	4,281	12.36%	1	0.02%	2	0.05%	0	0.00%	0	0.00%	0	0.00%	0	0.00%	0	0.00%	1	0.02%	4	0.09%
CD3231-40Q	Unify™ CRT-D	20,972	19.62%	3	0.01%	1	<0.01%	15	0.07%	17	0.08%	0	0.00%	1	<0.01%	68	0.32%	10	0.05%	115	0.55%
CD3231-40	Unify™ CRT-D	23,093	19.01%	11	0.05%	4	0.02%	10	0.04%	7	0.03%	0	0.00%	1	<0.01%	33	0.14%	11	0.05%	77	0.33%
CD3211-36Q	Promote™ + CRT-D	16,091	14.84%	15	0.09%	0	0.00%	14	0.09%	8	0.05%	1	<0.01%	2	0.01%	8	0.05%	6	0.04%	54	0.34%
CD3211-36	Promote™ + CRT-D	21,011	12.78%	14	0.07%	2	<0.01%	15	0.07%	6	0.03%	1	<0.01%	0	0.00%	9	0.04%	14	0.07%	61	0.29%
3207-36	Promote™ RF CRT-D	25,838	27.05%	5	0.02%	5	0.02%	22	0.09%	5	0.02%	0	0.00%	3	0.01%	10	0.04%	20	0.08%	70	0.27%
V-343	Atlas™ + HF CRT-D	19,292	25.07%	3	0.02%	0	0.00%	41	0.21%	0	0.00%	0	0.00%	0	0.00%	7	0.04%	10	0.05%	61	0.32%

Definitions of malfunction categories can be found on [pages 5-6](#).

Cardiac Resynchronization Therapy (CRT) ICDs

Worldwide Malfunction Summary

WITHOUT COMPROMISED THERAPY

MODELS	FAMILY	WORLDWIDE SALES	PERCENT RETURNED FOR ANALYSIS	ELECTRICAL COMPONENT		ELECTRICAL INTERCONNECT		BATTERY		HIGH VOLTAGE CAPACITOR		SOFTWARE/FIRMWARE		MECHANICAL		POSSIBLE EARLY BATTERY DEPLETION		OTHER		TOTAL	
				QTY	RATE	QTY	RATE	QTY	RATE	QTY	RATE	QTY	RATE	QTY	RATE	QTY	RATE	QTY	RATE	QTY	RATE
CD3369-40Q	Quadra Assura MP [™] CRT-D	51,902	1.87%	6	0.01%	0	0.00%	1	<0.01%	0	0.00%	0	0.00%	5	<0.01%	1	<0.01%	3	<0.01%	16	0.03%
CD3369-40C	Quadra Assura MP [™] CRT-D	6,438	2.83%	0	0.00%	0	0.00%	0	0.00%	1	0.02%	0	0.00%	1	0.02%	0	0.00%	2	0.03%	4	0.06%
CD3365-40Q	Quadra Assura [™] CRT-D	40,116	10.06%	14	0.03%	0	0.00%	17	0.04%	0	0.00%	3	<0.01%	6	0.01%	285	0.71%	7	0.02%	332	0.83%
CD3365-40C	Quadra Assura [™] CRT-D	8,218	14.50%	3	0.04%	0	0.00%	1	0.01%	0	0.00%	1	0.01%	0	0.00%	38	0.46%	2	0.02%	45	0.55%
CD3357-40Q	Unify Assura [™] CRT-D	20,461	6.79%	3	0.01%	0	0.00%	0	0.00%	0	0.00%	0	0.00%	2	<0.01%	46	0.22%	3	0.01%	54	0.26%
CD3357-40C	Unify Assura [™] CRT-D	23,561	9.50%	4	0.02%	0	0.00%	5	0.02%	0	0.00%	2	<0.01%	2	<0.01%	72	0.31%	4	0.02%	89	0.38%
CD3265-40Q	Quadra Assura [™] CRT-D	13,956	14.48%	6	0.04%	0	0.00%	7	0.05%	0	0.00%	2	0.01%	3	0.02%	92	0.66%	0	0.00%	110	0.79%
CD3265-40	Quadra Assura [™] CRT-D	4,046	17.40%	0	0.00%	0	0.00%	2	0.05%	0	0.00%	1	0.02%	0	0.00%	14	0.35%	1	0.02%	18	0.44%
CD3257-40Q	Unify Assura [™] CRT-D	2,727	19.84%	0	0.00%	0	0.00%	2	0.07%	0	0.00%	0	0.00%	1	0.04%	10	0.37%	0	0.00%	13	0.48%
CD3257-40	Unify Assura [™] CRT-D	6,723	17.80%	3	0.04%	0	0.00%	1	0.01%	0	0.00%	4	0.06%	0	0.00%	26	0.39%	1	0.01%	35	0.52%
CD3249-40Q	Unify Quadra [™] CRT-D	11,075	14.00%	3	0.03%	0	0.00%	1	<0.01%	0	0.00%	0	0.00%	1	<0.01%	38	0.34%	2	0.02%	45	0.41%
CD3249-40	Unify Quadra [™] CRT-D	4,281	12.36%	1	0.02%	0	0.00%	0	0.00%	0	0.00%	0	0.00%	1	0.02%	5	0.12%	0	0.00%	7	0.16%
CD3231-40Q	Unify [™] CRT-D	20,972	19.62%	6	0.03%	0	0.00%	10	0.05%	6	0.03%	2	<0.01%	3	0.01%	62	0.30%	6	0.03%	95	0.45%
CD3231-40	Unify [™] CRT-D	23,093	19.01%	7	0.03%	0	0.00%	5	0.02%	0	0.00%	3	0.01%	1	<0.01%	46	0.20%	12	0.05%	74	0.32%
CD3211-36Q	Promote [™] + CRT-D	16,091	14.84%	6	0.04%	0	0.00%	7	0.04%	0	0.00%	16	0.10%	2	0.01%	4	0.02%	9	0.06%	44	0.27%
CD3211-36	Promote [™] + CRT-D	21,011	12.78%	7	0.03%	0	0.00%	4	0.02%	0	0.00%	18	0.09%	2	<0.01%	2	<0.01%	8	0.04%	41	0.20%
3207-36	Promote [™] RF CRT-D	25,838	27.05%	7	0.03%	3	0.01%	10	0.04%	1	<0.01%	17	0.07%	10	0.04%	7	0.03%	18	0.07%	73	0.28%
V-343	Atlas [™] + HF CRT-D	19,292	25.07%	1	<0.01%	0	0.00%	4	0.02%	0	0.00%	1	<0.01%	1	<0.01%	11	0.06%	4	0.02%	22	0.11%

Definitions of malfunction categories can be found on [pages 5-6](#).

Cardiac Resynchronization Therapy (CRT) ICDs

Actively Monitored Study Data Summary

QUALIFYING COMPLICATIONS

MODELS	NUMBER OF DEVICES ENROLLED	ACTIVE DEVICES ENROLLED	CUMULATIVE MONTHS OF FOLLOW-UP	INAPPROPRIATE SHOCK		LOSS OF TELEMETRY		PERICARDIAL EFFUSION		PREMATURE BATTERY DEPLETION		SKIN EROSION		TOTAL	
				QTY	RATE	QTY	RATE	QTY	RATE	QTY	RATE	QTY	RATE	QTY	RATE
CD3369-40Q	113	88	2,933	0	0.00%	0	0.00%	0	0.00%	0	0.00%	0	0.00%	0	0.00%
CD3365-40Q	235	109	9,315	0	0.00%	0	0.00%	0	0.00%	0	0.00%	1	0.43%	1	0.43%
CD3357-40Q	262	162	9,188	0	0.00%	0	0.00%	0	0.00%	0	0.00%	0	0.00%	0	0.00%
CD3357-40C	219	93	6,594	0	0.00%	0	0.00%	0	0.00%	1	0.46%	1	0.46%	2	0.91%
CD3265-40Q	421	144	18,229	0	0.00%	0	0.00%	0	0.00%	1	0.24%	0	0.00%	1	0.24%
CD3265-40	100	37	4,569	0	0.00%	0	0.00%	0	0.00%	1	1.00%	0	0.00%	1	1.00%
CD3249-40Q	989	366	48,416	0	0.00%	0	0.00%	0	0.00%	3	0.30%	1	0.10%	4	0.40%
CD3249-40	245	66	10,913	0	0.00%	0	0.00%	0	0.00%	0	0.00%	1	0.41%	1	0.41%
CD3231-40Q	1,680	657	99,351	2	0.12%	0	0.00%	0	0.00%	10	0.60%	1	0.06%	13	0.77%
CD3231-40	688	170	33,814	0	0.00%	0	0.00%	0	0.00%	3	0.44%	1	0.15%	4	0.58%
CD3211-36Q	856	210	48,756	3	0.35%	0	0.00%	0	0.00%	2	0.23%	2	0.23%	7	0.82%
CD3211-36	222	12	9,430	0	0.00%	0	0.00%	0	0.00%	0	0.00%	2	0.90%	2	0.90%
3207-36	672	22	30,386	1	0.15%	0	0.00%	0	0.00%	3	0.45%	2	0.30%	6	0.89%

A list of of complications can be found on [page 12](#).

Cardiac Resynchronization Therapy (CRT) ICDs

Actively Monitored Study Data Summary

MALFUNCTIONS WITH COMPROMISED THERAPY

MODELS	FAMILY	NUMBER OF DEVICES ENROLLED	PERCENT RETURNED FOR ANALYSIS	ELECTRICAL COMPONENT		ELECTRICAL INTERCONNECT		BATTERY		HIGH VOLTAGE CAPACITOR		SOFTWARE/ FIRMWARE		MECHANICAL		POSSIBLE EARLY BATTERY DEPLETION		OTHER		TOTAL			
				QTY	RATE	QTY	RATE	QTY	RATE	QTY	RATE	QTY	RATE	QTY	RATE	QTY	RATE	QTY	RATE	QTY	RATE	QTY	RATE
CD3369-40Q	Quadra Assura™ CRT-D	113	1.80%	0	0.00%	0	0.00%	0	0.00%	0	0.00%	0	0.00%	0	0.00%	0	0.00%	0	0.00%	0	0.00%	0	0.00%
CD3365-40Q	Quadra Assura™ CRT-D	235	14.90%	0	0.00%	0	0.00%	0	0.00%	0	0.00%	0	0.00%	0	0.00%	0	0.00%	0	0.00%	0	0.00%	0	0.00%
CD3357-40Q	Unify Assura™ CRT-D	262	12.20%	0	0.00%	0	0.00%	0	0.00%	0	0.00%	0	0.00%	0	0.00%	0	0.00%	0	0.00%	0	0.00%	0	0.00%
CD3357-40C	Unify Assura™ CRT-D	219	16.00%	0	0.00%	0	0.00%	0	0.00%	0	0.00%	0	0.00%	0	0.00%	0	0.00%	0	0.00%	0	0.00%	0	0.00%
CD3265-40Q	Quadra Assura™ CRT-D	421	20.20%	0	0.00%	1	0.24%	0	0.00%	0	0.00%	0	0.00%	0	0.00%	0	0.00%	0	0.00%	0	0.00%	1	0.24%
CD3265-40	Quadra Assura™ CRT-D	100	16.00%	0	0.00%	0	0.00%	0	0.00%	0	0.00%	0	0.00%	0	0.00%	1	1.00%	0	0.00%	0	0.00%	1	1.00%
CD3249-40Q	Unify Quadra™ CRT-D	989	16.30%	0	0.00%	0	0.00%	0	0.00%	0	0.00%	0	0.00%	0	0.00%	1	0.10%	1	0.10%	0	0.00%	2	0.20%
CD3249-40	Unify Quadra™ CRT-D	245	24.10%	0	0.00%	0	0.00%	0	0.00%	0	0.00%	0	0.00%	0	0.00%	0	0.00%	0	0.00%	0	0.00%	0	0.00%
CD3231-40Q	Unify™ CRT-D	1,680	21.70%	0	0.00%	0	0.00%	1	0.06%	1	0.06%	0	0.00%	0	0.00%	12	0.71%	2	0.12%	0	0.00%	16	0.95%
CD3231-40	Unify™ CRT-D	688	23.50%	1	0.15%	1	0.15%	1	0.15%	0	0.00%	0	0.00%	0	0.00%	1	0.15%	0	0.00%	0	0.00%	4	0.58%
CD3211-36Q	Promote™ + CRT-D	856	32.80%	1	0.12%	0	0.00%	1	0.12%	0	0.00%	0	0.00%	0	0.00%	2	0.23%	0	0.00%	0	0.00%	4	0.47%
CD3211-36	Promote™ + CRT-D	222	28.80%	0	0.00%	0	0.00%	0	0.00%	0	0.00%	0	0.00%	0	0.00%	0	0.00%	0	0.00%	0	0.00%	0	0.00%
3207-36	Promote™ RF CRT-D	672	35.60%	0	0.00%	0	0.00%	0	0.00%	0	0.00%	0	0.00%	0	0.00%	0	0.00%	2	0.30%	0	0.00%	2	0.30%

MALFUNCTIONS WITHOUT COMPROMISED THERAPY

MODELS	FAMILY	NUMBER OF DEVICES ENROLLED	PERCENT RETURNED FOR ANALYSIS	ELECTRICAL COMPONENT		ELECTRICAL INTERCONNECT		BATTERY		HIGH VOLTAGE CAPACITOR		SOFTWARE/ FIRMWARE		MECHANICAL		POSSIBLE EARLY BATTERY DEPLETION		OTHER		TOTAL			
				QTY	RATE	QTY	RATE	QTY	RATE	QTY	RATE	QTY	RATE	QTY	RATE	QTY	RATE	QTY	RATE	QTY	RATE	QTY	RATE
CD3369-40Q	Quadra Assura™ CRT-D	113	1.80%	0	0.00%	0	0.00%	0	0.00%	0	0.00%	0	0.00%	0	0.00%	0	0.00%	0	0.00%	0	0.00%	0	0.00%
CD3365-40Q	Quadra Assura™ CRT-D	235	14.90%	0	0.00%	0	0.00%	0	0.00%	0	0.00%	0	0.00%	0	0.00%	2	0.85%	0	0.00%	0	0.00%	2	0.85%
CD3357-40Q	Unify Assura™ CRT-D	262	12.20%	0	0.00%	0	0.00%	0	0.00%	0	0.00%	0	0.00%	0	0.00%	0	0.00%	0	0.00%	0	0.00%	0	0.00%
CD3357-40C	Unify Assura™ CRT-D	219	16.00%	0	0.00%	0	0.00%	0	0.00%	0	0.00%	0	0.00%	0	0.00%	3	1.37%	0	0.00%	0	0.00%	3	1.37%
CD3265-40Q	Quadra Assura™ CRT-D	421	20.20%	0	0.00%	0	0.00%	0	0.00%	0	0.00%	0	0.00%	0	0.00%	1	0.24%	0	0.00%	0	0.00%	1	0.24%
CD3265-40	Quadra Assura™ CRT-D	100	16.00%	0	0.00%	0	0.00%	0	0.00%	0	0.00%	0	0.00%	0	0.00%	1	1.00%	0	0.00%	0	0.00%	1	1.00%
CD3249-40Q	Unify Quadra™ CRT-D	989	16.30%	0	0.00%	0	0.00%	0	0.00%	0	0.00%	0	0.00%	0	0.00%	3	0.30%	0	0.00%	0	0.00%	3	0.30%
CD3249-40	Unify Quadra™ CRT-D	245	24.10%	0	0.00%	0	0.00%	0	0.00%	0	0.00%	0	0.00%	0	0.00%	0	0.00%	0	0.00%	0	0.00%	0	0.00%
CD3231-40Q	Unify™ CRT-D	1,680	21.70%	1	0.06%	0	0.00%	1	0.06%	0	0.00%	0	0.00%	1	0.06%	4	0.24%	0	0.00%	0	0.00%	7	0.42%
CD3231-40	Unify™ CRT-D	688	23.50%	0	0.00%	0	0.00%	2	0.29%	0	0.00%	1	0.15%	0	0.00%	2	0.29%	1	0.15%	0	0.00%	6	0.87%
CD3211-36Q	Promote™ + CRT-D	856	32.80%	1	0.12%	0	0.00%	1	0.12%	0	0.00%	0	0.00%	1	0.12%	0	0.00%	0	0.00%	0	0.00%	3	0.35%
CD3211-36	Promote™ + CRT-D	222	28.80%	0	0.00%	0	0.00%	0	0.00%	0	0.00%	3	1.35%	0	0.00%	0	0.00%	0	0.00%	0	0.00%	3	1.35%
3207-36	Promote™ RF CRT-D	672	35.60%	1	0.15%	0	0.00%	1	0.15%	0	0.00%	1	0.15%	0	0.00%	1	0.15%	1	0.15%	0	0.00%	5	0.74%

Definitions of malfunction categories can be found on [pages 5-6](#).

Cardiac Resynchronization Therapy (CRT) Pacemakers

Cardiac Resynchronization Therapy (CRT) Pacemakers

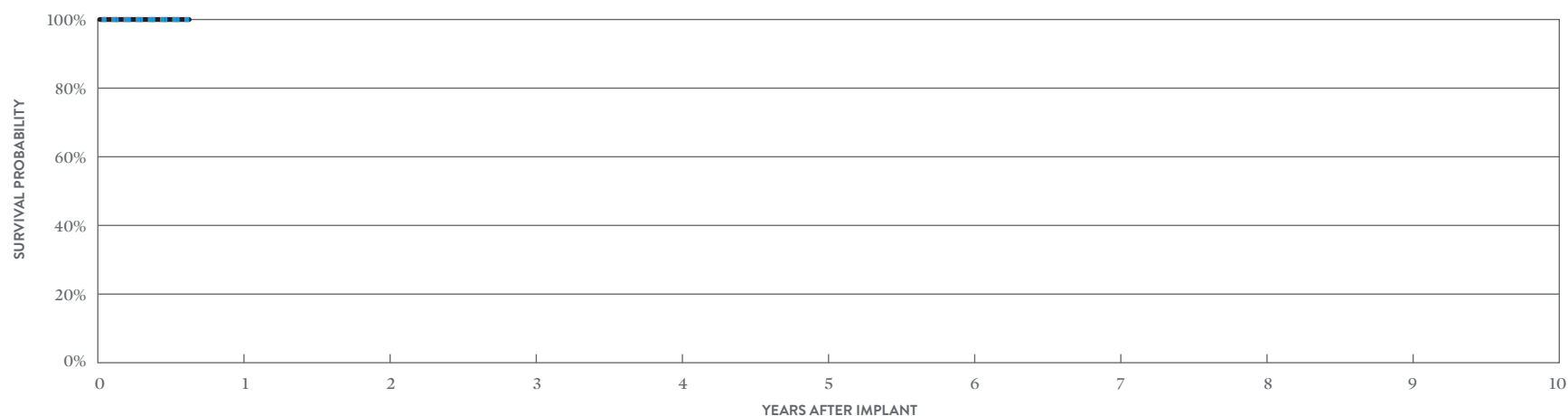
CUSTOMER REPORTED PERFORMANCE DATA

Allure Quadra MP™ CRT-P

MODEL PM3562

US Regulatory Approval	January 2019
Registered US Implants	4,195
Estimated Active US Implants	4,028
Estimated Longevity	8 Years
Normal Battery Depletion	0
Number of US Advisories	None

	MALFUNCTIONS W/ COMPROMISED THERAPY		MALFUNCTIONS W/O COMPROMISED THERAPY	
	QTY	RATE	QTY	RATE
Electrical Component	0	0.00%	0	0.00%
Electrical Interconnect	0	0.00%	0	0.00%
Battery	0	0.00%	0	0.00%
Software/Firmware	0	0.00%	0	0.00%
Mechanical	0	0.00%	0	0.00%
Possible Early Battery Depletion	0	0.00%	0	0.00%
Other	0	0.00%	0	0.00%
Total	0	0.00%	0	0.00%



INCLUDING NORMAL BATTERY DEPLETION

YEAR	AT 8 MONTHS
SURVIVAL PROBABILITY	100.00%
± 1 STANDARD ERROR	0.00%
SAMPLE SIZE	440

EXCLUDING NORMAL BATTERY DEPLETION

YEAR	AT 8 MONTHS
SURVIVAL PROBABILITY	100.00%
± 1 STANDARD ERROR	0.00%

Cardiac Resynchronization Therapy (CRT) Pacemakers

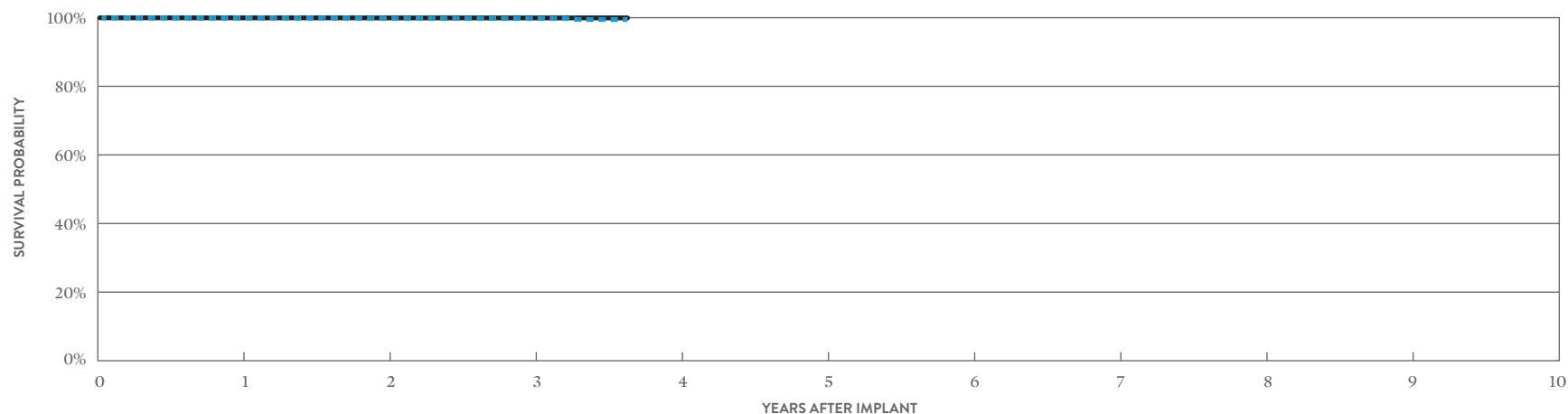
CUSTOMER REPORTED PERFORMANCE DATA

Allure Quadra MP™ CRT-P

MODEL PM3262

US Regulatory Approval	February 2016
Registered US Implants	19,790
Estimated Active US Implants	15,726
Estimated Longevity	8 Years
Normal Battery Depletion	7
Number of US Advisories (see pg. 331)	One

	MALFUNCTIONS W/ COMPROMISED THERAPY		MALFUNCTIONS W/O COMPROMISED THERAPY	
	QTY	RATE	QTY	RATE
Electrical Component	0	0.00%	1	<0.01%
Electrical Interconnect	0	0.00%	0	0.00%
Battery	0	0.00%	0	0.00%
Software/Firmware	0	0.00%	0	0.00%
Mechanical	2	0.01%	1	<0.01%
Possible Early Battery Depletion	0	0.00%	0	0.00%
Other	0	0.00%	1	<0.01%
Total	2	0.01%	3	0.02%



INCLUDING NORMAL BATTERY DEPLETION

YEAR	1	2	3	AT 44 MONTHS
SURVIVAL PROBABILITY	99.95%	99.88%	99.79%	99.47%
± 1 STANDARD ERROR	0.02%	0.03%	0.05%	0.15%
SAMPLE SIZE	17,400	12,010	6,070	260

EXCLUDING NORMAL BATTERY DEPLETION

YEAR	1	2	3	AT 44 MONTHS
SURVIVAL PROBABILITY	99.95%	99.93%	99.93%	99.93%
± 1 STANDARD ERROR	0.02%	0.02%	0.02%	0.02%

Cardiac Resynchronization Therapy (CRT) Pacemakers

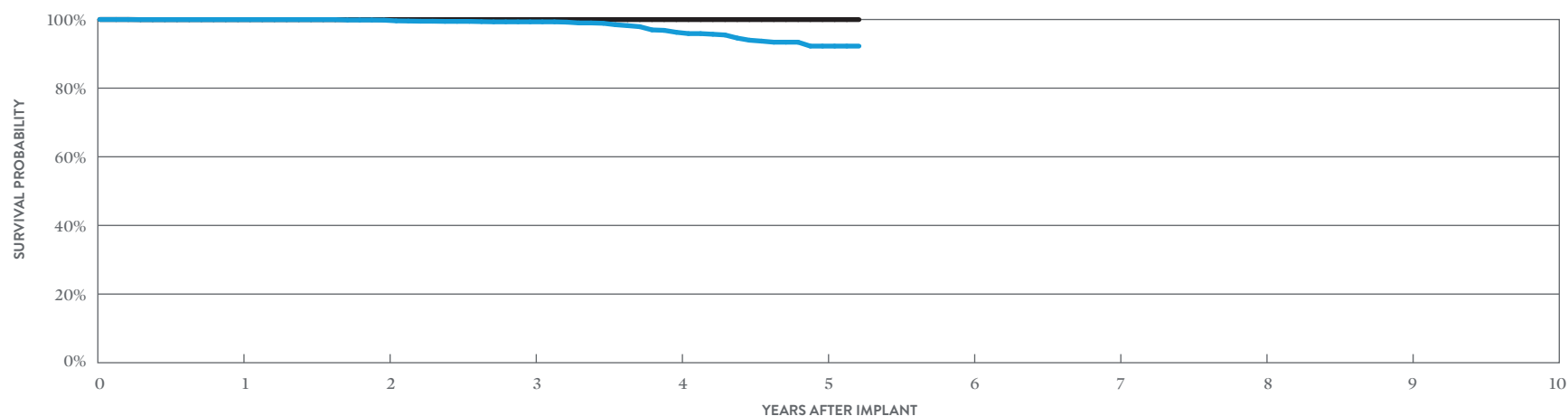
CUSTOMER REPORTED PERFORMANCE DATA

Allure™ RF CRT-P

MODEL PM3222

US Regulatory Approval	March 2014
Registered US Implants	8,119
Estimated Active US Implants	5,944
Estimated Longevity	8 Years
Normal Battery Depletion	45
Number of US Advisories (see pg. 331)	One

	MALFUNCTIONS W/ COMPROMISED THERAPY		MALFUNCTIONS W/O COMPROMISED THERAPY	
	QTY	RATE	QTY	RATE
Electrical Component	0	0.00%	0	0.00%
Electrical Interconnect	0	0.00%	0	0.00%
Battery	0	0.00%	0	0.00%
Software/Firmware	0	0.00%	0	0.00%
Mechanical	0	0.00%	1	0.01%
Possible Early Battery Depletion	0	0.00%	0	0.00%
Other	0	0.00%	0	0.00%
Total	0	0.00%	1	0.01%



INCLUDING NORMAL BATTERY DEPLETION

YEAR	1	2	3	4	5	AT 63 MONTHS
SURVIVAL PROBABILITY	99.97%	99.81%	99.32%	96.27%	92.25%	92.25%
± 1 STANDARD ERROR	0.02%	0.05%	0.13%	0.39%	0.86%	0.86%
SAMPLE SIZE	6,930	4,880	3,290	1,930	810	210

EXCLUDING NORMAL BATTERY DEPLETION

YEAR	1	2	3	4	5	AT 63 MONTHS
SURVIVAL PROBABILITY	99.97%	99.97%	99.97%	99.97%	99.97%	99.97%
± 1 STANDARD ERROR	0.02%	0.02%	0.02%	0.02%	0.02%	0.02%

Cardiac Resynchronization Therapy (CRT) Pacemakers

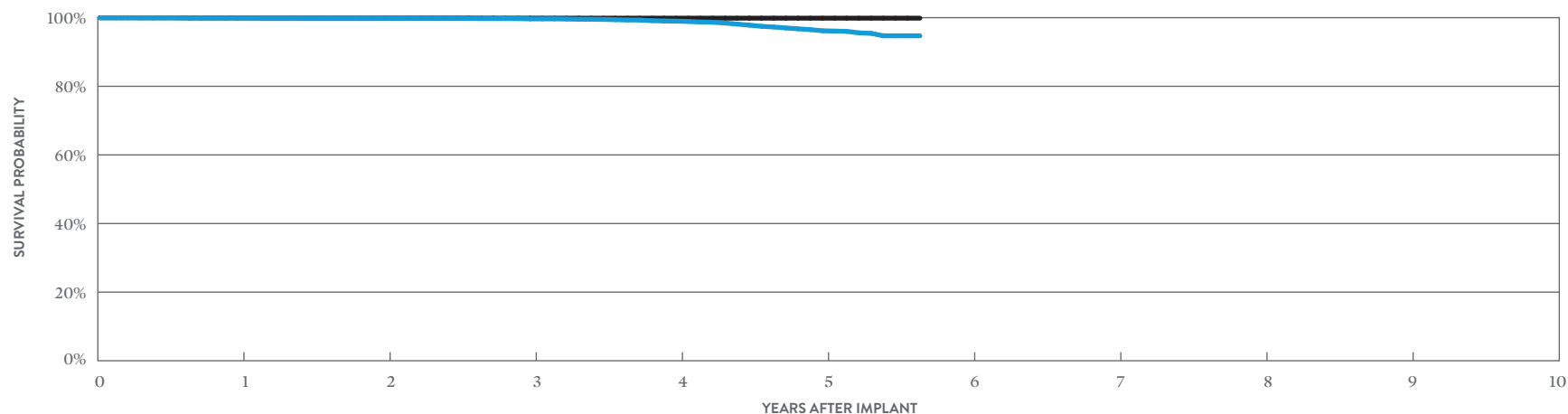
CUSTOMER REPORTED PERFORMANCE DATA

Allure Quadra™ RF CRT-P

MODEL PM3242

US Regulatory Approval	March 2014
Registered US Implants	18,189
Estimated Active US Implants	11,584
Estimated Longevity	8 Years
Normal Battery Depletion	106
Number of US Advisories (see pg. 331)	One

	MALFUNCTIONS W/ COMPROMISED THERAPY		MALFUNCTIONS W/O COMPROMISED THERAPY	
	QTY	RATE	QTY	RATE
Electrical Component	0	0.00%	2	0.01%
Electrical Interconnect	0	0.00%	0	0.00%
Battery	0	0.00%	0	0.00%
Software/Firmware	0	0.00%	0	0.00%
Mechanical	1	<0.01%	7	0.04%
Possible Early Battery Depletion	0	0.00%	0	0.00%
Other	0	0.00%	0	0.00%
Total	1	<0.01%	9	0.05%



INCLUDING NORMAL BATTERY DEPLETION

YEAR	1	2	3	4	5	AT 68 MONTHS
SURVIVAL PROBABILITY	99.92%	99.84%	99.65%	98.99%	96.18%	94.72%
± 1 STANDARD ERROR	0.02%	0.03%	0.04%	0.09%	0.24%	0.41%
SAMPLE SIZE	16,950	14,910	13,260	10,410	5,520	360

EXCLUDING NORMAL BATTERY DEPLETION

YEAR	1	2	3	4	5	AT 68 MONTHS
SURVIVAL PROBABILITY	99.93%	99.88%	99.86%	99.86%	99.86%	99.86%
± 1 STANDARD ERROR	0.02%	0.03%	0.03%	0.03%	0.03%	0.03%

Cardiac Resynchronization Therapy (CRT) Pacemakers

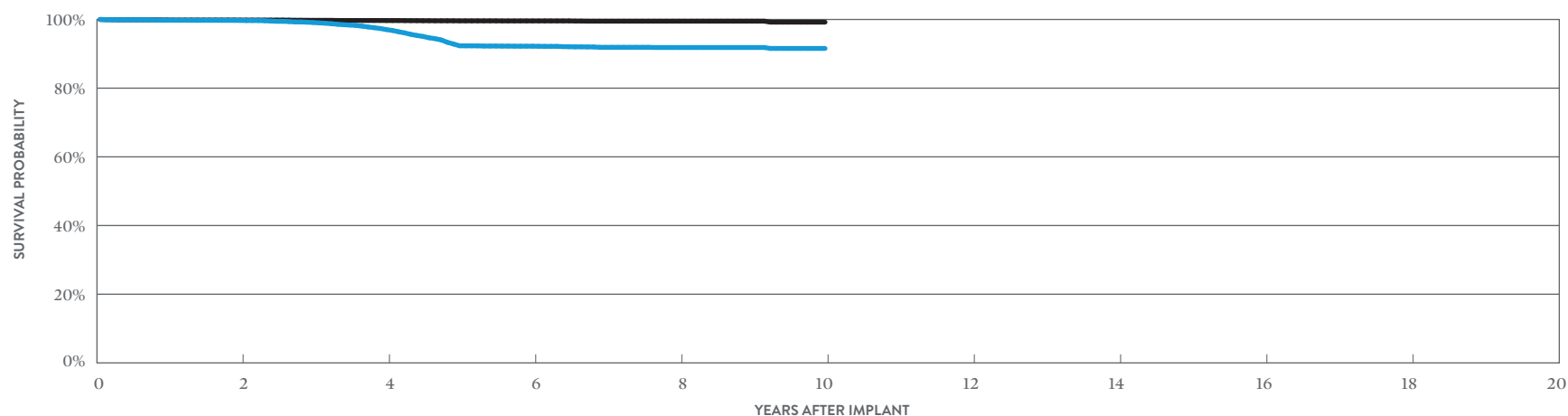
CUSTOMER REPORTED PERFORMANCE DATA

Anthem™ RF CRT-P

MODEL PM3210

US Regulatory Approval	July 2009
Registered US Implants	20,448
Estimated Active US Implants	7,033
Estimated Longevity	8 Years
Normal Battery Depletion	366
Number of US Advisories (see pgs. 331, 333)	Two

	MALFUNCTIONS W/ COMPROMISED THERAPY		MALFUNCTIONS W/O COMPROMISED THERAPY	
	QTY	RATE	QTY	RATE
Electrical Component	3	0.01%	3	0.01%
Electrical Interconnect	3	0.01%	1	<0.01%
Battery	0	0.00%	1	<0.01%
Software/Firmware	0	0.00%	7	0.03%
Mechanical	0	0.00%	0	0.00%
Possible Early Battery Depletion	1	<0.01%	3	0.01%
Other	0	0.00%	9	0.04%
Total	7	0.03%	24	0.12%



INCLUDING NORMAL BATTERY DEPLETION

YEAR	2	4	6	8	10
SURVIVAL PROBABILITY	99.72%	97.06%	92.22%	91.84%	91.57%
± 1 STANDARD ERROR	0.04%	0.14%	0.24%	0.26%	0.32%
SAMPLE SIZE	16,140	12,680	8,900	3,350	200

EXCLUDING NORMAL BATTERY DEPLETION

YEAR	2	4	6	8	10
SURVIVAL PROBABILITY	99.83%	99.69%	99.58%	99.51%	99.22%
± 1 STANDARD ERROR	0.03%	0.04%	0.05%	0.07%	0.22%

Cardiac Resynchronization Therapy (CRT) Pacemakers

ACTIVELY MONITORED STUDY DATA

Anthem™ RF CRT-P

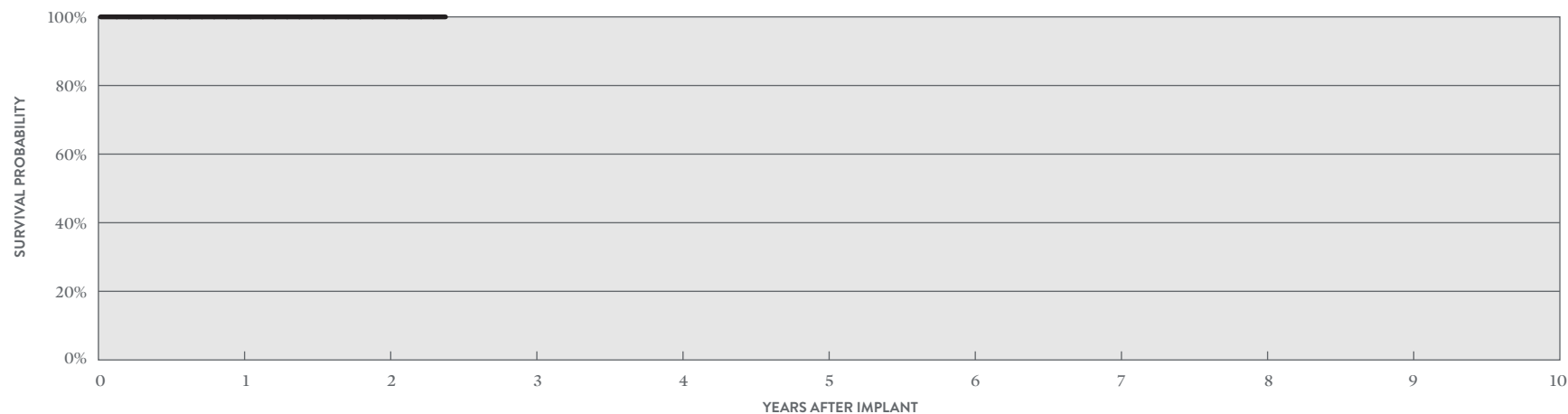
MODEL PM3210

US Regulatory Approval	July 2009
Number of Devices Enrolled in Study	201
Active Devices Enrolled in Study	13
Cumulative Months of Follow-up	5,292
Estimated Longevity	8 Years

QUALIFYING COMPLICATIONS

None Reported

	MALFUNCTIONS W/ COMPROMISED THERAPY		MALFUNCTIONS W/O COMPROMISED THERAPY	
	QTY	RATE	QTY	RATE
Electrical Component	0	0.00%	0	0.00%
Electrical Interconnect	0	0.00%	0	0.00%
Battery	0	0.00%	0	0.00%
Software/Firmware	0	0.00%	0	0.00%
Mechanical	0	0.00%	0	0.00%
Possible Early Battery Depletion	0	0.00%	0	0.00%
Other	0	0.00%	0	0.00%
Total	0	0.00%	0	0.00%



ACTIVELY MONITORED STUDY DATA

YEAR	1	2	AT 29 MONTHS
SURVIVAL PROBABILITY	100.00%	100.00%	100.00%
± 1 STANDARD ERROR	0.00%	0.00%	0.00%
SAMPLE SIZE	170	100	50

Cardiac Resynchronization Therapy (CRT) Pacemakers

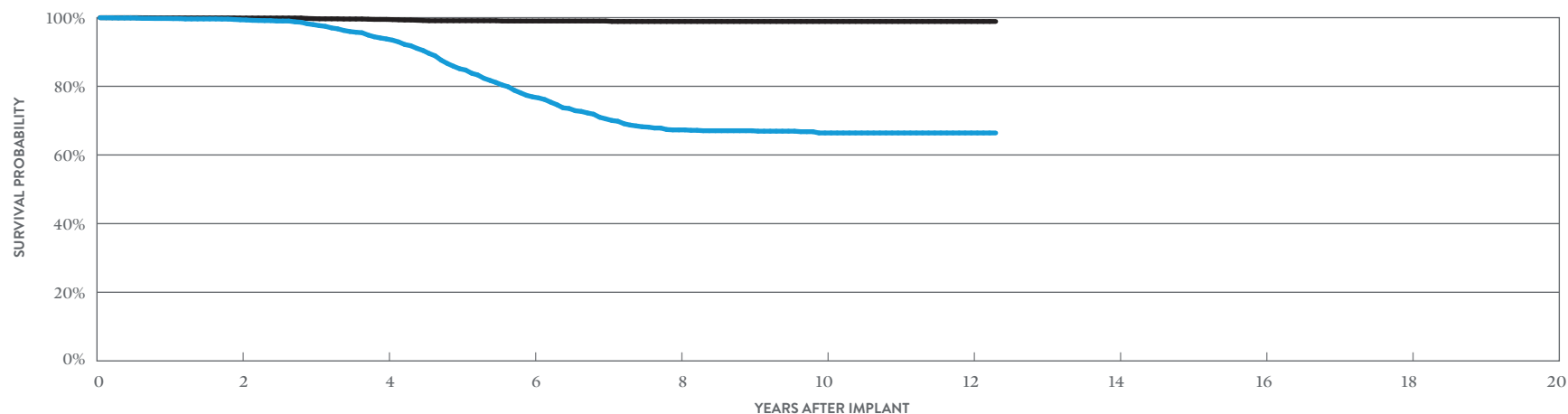
CUSTOMER REPORTED PERFORMANCE DATA

Frontier™ II CRT-P

MODEL 5586

US Regulatory Approval	August 2004
Registered US Implants	6,911
Estimated Active US Implants	853
Estimated Longevity	6.5 Years
Normal Battery Depletion	381
Number of US Advisories	None

	MALFUNCTIONS W/ COMPROMISED THERAPY		MALFUNCTIONS W/O COMPROMISED THERAPY	
	QTY	RATE	QTY	RATE
Electrical Component	0	0.00%	7	0.10%
Electrical Interconnect	0	0.00%	0	0.00%
Battery	0	0.00%	0	0.00%
Software/Firmware	0	0.00%	0	0.00%
Mechanical	0	0.00%	0	0.00%
Possible Early Battery Depletion	0	0.00%	7	0.10%
Other	1	0.01%	3	0.04%
Total	1	0.01%	17	0.25%



INCLUDING NORMAL BATTERY DEPLETION

YEAR	2	4	6	8	10	12	AT 148 MONTHS
SURVIVAL PROBABILITY	99.38%	93.80%	76.92%	67.30%	66.41%	66.41%	66.41%
± 1 STANDARD ERROR	0.10%	0.37%	0.74%	0.90%	0.92%	0.92%	0.92%
SAMPLE SIZE	5,090	3,610	2,320	1,350	940	390	210

EXCLUDING NORMAL BATTERY DEPLETION

YEAR	2	4	6	8	10	12	AT 148 MONTHS
SURVIVAL PROBABILITY	99.89%	99.49%	99.02%	98.89%	98.89%	98.89%	98.89%
± 1 STANDARD ERROR	0.03%	0.11%	0.17%	0.19%	0.19%	0.19%	0.19%

SUMMARY INFORMATION

Cardiac Resynchronization
Therapy (CRT) Pacemakers

Cardiac Resynchronization Therapy (CRT) Pacemakers

Survival Probability Summary

INCLUDING NORMAL BATTERY DEPLETION

MODELS	FAMILY	1 YEAR	2 YEAR	3 YEAR	4 YEAR	5 YEAR	6 YEAR	7 YEAR	8 YEAR	9 YEAR	10 YEAR
PM3562	Allure Quadra MP [™] CRT-P*										
PM3262	Allure Quadra MP [™] CRT-P	99.95%	99.88%	99.79%							
PM3222	Allure [™] RF CRT-P	99.97%	99.81%	99.32%	96.27%	92.25%					
PM3242	Allure Quadra [™] RF CRT-P	99.92%	99.84%	99.65%	98.99%	96.18%					
PM3210	Anthem [™] RF CRT-P	99.81%	99.72%	99.11%	97.06%	92.34%	92.22%	91.90%	91.84%	91.84%	91.57%
5586	Frontier [™] II CRT-P	99.76%	99.38%	97.98%	93.80%	85.13%	76.92%	70.52%	67.30%	67.06%	66.41%

EXCLUDING NORMAL BATTERY DEPLETION

MODELS	FAMILY	1 YEAR	2 YEAR	3 YEAR	4 YEAR	5 YEAR	6 YEAR	7 YEAR	8 YEAR	9 YEAR	10 YEAR
PM3562	Allure Quadra MP [™] CRT-P*										
PM3262	Allure Quadra MP [™] CRT-P	99.95%	99.93%	99.93%							
PM3222	Allure [™] RF CRT-P	99.97%	99.97%	99.97%	99.97%	99.97%					
PM3242	Allure Quadra [™] RF CRT-P	99.93%	99.88%	99.86%	99.86%	99.86%					
PM3210	Anthem [™] RF CRT-P	99.87%	99.83%	99.75%	99.69%	99.60%	99.58%	99.51%	99.51%	99.51%	99.22%
5586	Frontier [™] II CRT-P	99.93%	99.89%	99.72%	99.49%	99.11%	99.02%	99.02%	98.89%	98.89%	98.89%

*No survival probability is stated at one year due to the device not meeting the required minimum sample size of 200 U.S. implants with 12 consecutive months of data. Please refer to the individual graphs for data up to one year.

Cardiac Resynchronization Therapy (CRT) Pacemakers

US Malfunction Summary

WITH COMPROMISED THERAPY

MODELS	FAMILY	REGISTERED US IMPLANTS	PERCENT RETURNED FOR ANALYSIS	ELECTRICAL COMPONENT		ELECTRICAL INTERCONNECT		BATTERY		SOFTWARE/FIRMWARE		MECHANICAL		POSSIBLE EARLY BATTERY DEPLETION		OTHER		TOTAL			
				QTY	RATE	QTY	RATE	QTY	RATE	QTY	RATE	QTY	RATE	QTY	RATE	QTY	RATE	QTY	RATE	QTY	RATE
PM3562	Allure Quadra MP [™] CRT-P	4,195	0.00%	0	0.00%	0	0.00%	0	0.00%	0	0.00%	0	0.00%	0	0.00%	0	0.00%	0	0.00%	0	0.00%
PM3262	Allure Quadra MP [™] CRT-P	19,790	0.00%	0	0.00%	0	0.00%	0	0.00%	0	0.00%	2	0.01%	0	0.00%	0	0.00%	0	0.00%	2	0.01%
PM3222	Allure [™] RF CRT-P	8,119	0.20%	0	0.00%	0	0.00%	0	0.00%	0	0.00%	0	0.00%	0	0.00%	0	0.00%	0	0.00%	0	0.00%
PM3242	Allure Quadra [™] RF CRT-P	18,189	0.40%	0	0.00%	0	0.00%	0	0.00%	0	0.00%	1	<0.01%	0	0.00%	0	0.00%	0	0.00%	1	<0.01%
PM3210	Anthem [™] RF CRT-P	20,448	4.20%	3	0.01%	3	0.01%	0	0.00%	0	0.00%	0	0.00%	1	<0.01%	0	0.00%	0	0.00%	7	0.03%
5586	Frontier [™] II CRT-P	6,911	14.30%	0	0.00%	0	0.00%	0	0.00%	0	0.00%	0	0.00%	0	0.00%	1	0.01%	1	0.01%	1	0.01%

WITHOUT COMPROMISED THERAPY

MODELS	FAMILY	REGISTERED US IMPLANTS	PERCENT RETURNED FOR ANALYSIS	ELECTRICAL COMPONENT		ELECTRICAL INTERCONNECT		BATTERY		SOFTWARE/FIRMWARE		MECHANICAL		POSSIBLE EARLY BATTERY DEPLETION		OTHER		TOTAL			
				QTY	RATE	QTY	RATE	QTY	RATE	QTY	RATE	QTY	RATE	QTY	RATE	QTY	RATE	QTY	RATE	QTY	RATE
PM3562	Allure Quadra MP [™] CRT-P	4,195	0.00%	0	0.00%	0	0.00%	0	0.00%	0	0.00%	0	0.00%	0	0.00%	0	0.00%	0	0.00%	0	0.00%
PM3262	Allure Quadra MP [™] CRT-P	19,790	0.00%	1	<0.01%	0	0.00%	0	0.00%	0	0.00%	1	<0.01%	0	0.00%	1	<0.01%	3	0.02%	3	0.02%
PM3222	Allure [™] RF CRT-P	8,119	0.20%	0	0.00%	0	0.00%	0	0.00%	0	0.00%	1	0.01%	0	0.00%	0	0.00%	1	0.01%	1	0.01%
PM3242	Allure Quadra [™] RF CRT-P	18,189	0.40%	2	0.01%	0	0.00%	0	0.00%	0	0.00%	7	0.04%	0	0.00%	0	0.00%	9	0.05%	9	0.05%
PM3210	Anthem [™] RF CRT-P	20,448	4.20%	3	0.01%	1	<0.01%	1	<0.01%	7	0.03%	0	0.00%	3	0.01%	9	0.04%	24	0.12%	24	0.12%
5586	Frontier [™] II CRT-P	6,911	14.30%	7	0.10%	0	0.00%	0	0.00%	0	0.00%	0	0.00%	7	0.10%	3	0.04%	17	0.25%	17	0.25%

Definitions of malfunction categories can be found on [pages 5-6](#).

Cardiac Resynchronization Therapy (CRT) Pacemakers

Worldwide Malfunction Summary

WITH COMPROMISED THERAPY

MODELS	FAMILY	WORLDWIDE SALES	PERCENT RETURNED FOR ANALYSIS	ELECTRICAL COMPONENT		ELECTRICAL INTERCONNECT		BATTERY		SOFTWARE/FIRMWARE		MECHANICAL		POSSIBLE EARLY BATTERY DEPLETION		OTHER		TOTAL			
				QTY	RATE	QTY	RATE	QTY	RATE	QTY	RATE	QTY	RATE	QTY	RATE	QTY	RATE	QTY	RATE	QTY	RATE
PM3562	Allure Quadra MP [™] CRT-P	15,293	0.24%	0	0.00%	0	0.00%	0	0.00%	0	0.00%	0	0.00%	0	0.00%	0	0.00%	0	0.00%	0	0.00%
PM3262	Allure Quadra MP [™] CRT-P	34,971	1.79%	0	0.00%	0	0.00%	0	0.00%	0	0.00%	2	<0.01%	1	<0.01%	0	0.00%	0	0.00%	3	<0.01%
PM3222	Allure [™] RF CRT-P	25,514	1.56%	0	0.00%	1	<0.01%	0	0.00%	0	0.00%	0	0.00%	0	0.00%	0	0.00%	0	0.00%	1	<0.01%
PM3242	Allure Quadra [™] RF CRT-P	36,110	3.18%	0	0.00%	0	0.00%	0	0.00%	0	0.00%	1	<0.01%	0	0.00%	0	0.00%	0	0.00%	1	<0.01%
PM3210	Anthem [™] RF CRT-P	21,093	15.37%	3	0.01%	3	0.01%	0	0.00%	0	0.00%	0	0.00%	1	<0.01%	0	0.00%	0	0.00%	7	0.03%

WITHOUT COMPROMISED THERAPY

MODELS	FAMILY	WORLDWIDE SALES	PERCENT RETURNED FOR ANALYSIS	ELECTRICAL COMPONENT		ELECTRICAL INTERCONNECT		BATTERY		SOFTWARE/FIRMWARE		MECHANICAL		POSSIBLE EARLY BATTERY DEPLETION		OTHER		TOTAL			
				QTY	RATE	QTY	RATE	QTY	RATE	QTY	RATE	QTY	RATE	QTY	RATE	QTY	RATE	QTY	RATE	QTY	RATE
PM3562	Allure Quadra MP [™] CRT-P	15,293	0.24%	0	0.00%	0	0.00%	0	0.00%	0	0.00%	0	0.00%	0	0.00%	0	0.00%	0	0.00%	0	0.00%
PM3262	Allure Quadra MP [™] CRT-P	34,971	1.79%	0	0.00%	0	0.00%	0	0.00%	0	0.00%	1	<0.01%	0	0.00%	1	<0.01%	0	0.00%	2	<0.01%
PM3222	Allure [™] RF CRT-P	25,514	1.56%	0	0.00%	0	0.00%	0	0.00%	0	0.00%	1	<0.01%	0	0.00%	0	0.00%	0	0.00%	1	<0.01%
PM3242	Allure Quadra [™] RF CRT-P	36,110	3.18%	3	<0.01%	0	0.00%	0	0.00%	0	0.00%	9	0.02%	1	<0.01%	1	<0.01%	0	0.00%	14	0.04%
PM3210	Anthem [™] RF CRT-P	21,093	15.37%	3	0.01%	1	<0.01%	1	<0.01%	7	0.03%	0	0.00%	3	0.01%	9	0.04%	0	0.00%	24	0.11%

Definitions of malfunction categories can be found on [pages 5-6](#).

Cardiac Resynchronization Therapy (CRT) Pacemakers

Actively Monitored Study Data Summary

QUALIFYING COMPLICATIONS

MODELS	NUMBER OF DEVICES ENROLLED	ACTIVE DEVICES ENROLLED	CUMULATIVE MONTHS OF FOLLOW-UP	LOSS OF TELEMETRY		PERICARDIAL EFFUSION		PREMATURE BATTERY DEPLETION		SKIN EROSION		TOTAL	
				QTY	RATE	QTY	RATE	QTY	RATE	QTY	RATE	QTY	RATE
PM3210	201	13	5,292	0	0.00%	0	0.00%	0	0.00%	0	0.00%	0	0.00%

MALFUNCTIONS WITH COMPROMISED THERAPY

MODELS	FAMILY	NUMBER OF DEVICES ENROLLED	PERCENT RETURNED FOR ANALYSIS	ELECTRICAL COMPONENT		ELECTRICAL INTERCONNECT		BATTERY		SOFTWARE/FIRMWARE		MECHANICAL		POSSIBLE EARLY BATTERY DEPLETION		OTHER		TOTAL	
				QTY	RATE	QTY	RATE	QTY	RATE	QTY	RATE	QTY	RATE	QTY	RATE	QTY	RATE	QTY	RATE
PM3210	Anthem [™] RF	201	6.00%	0	0.00%	0	0.00%	0	0.00%	0	0.00%	0	0.00%	0	0.00%	0	0.00%	0	0.00%

MALFUNCTIONS WITHOUT COMPROMISED THERAPY

MODELS	FAMILY	NUMBER OF DEVICES ENROLLED	PERCENT RETURNED FOR ANALYSIS	ELECTRICAL COMPONENT		ELECTRICAL INTERCONNECT		BATTERY		SOFTWARE/FIRMWARE		MECHANICAL		POSSIBLE EARLY BATTERY DEPLETION		OTHER		TOTAL	
				QTY	RATE	QTY	RATE	QTY	RATE	QTY	RATE	QTY	RATE	QTY	RATE	QTY	RATE	QTY	RATE
PM3210	Anthem [™] RF	201	6.00%	0	0.00%	0	0.00%	0	0.00%	0	0.00%	0	0.00%	0	0.00%	0	0.00%	0	0.00%

A list of complications can be found on [page 12](#).

Definitions of malfunction categories can be found on [pages 5-6](#).

Left-Heart Leads

CUSTOMER REPORTED PERFORMANCE DATA

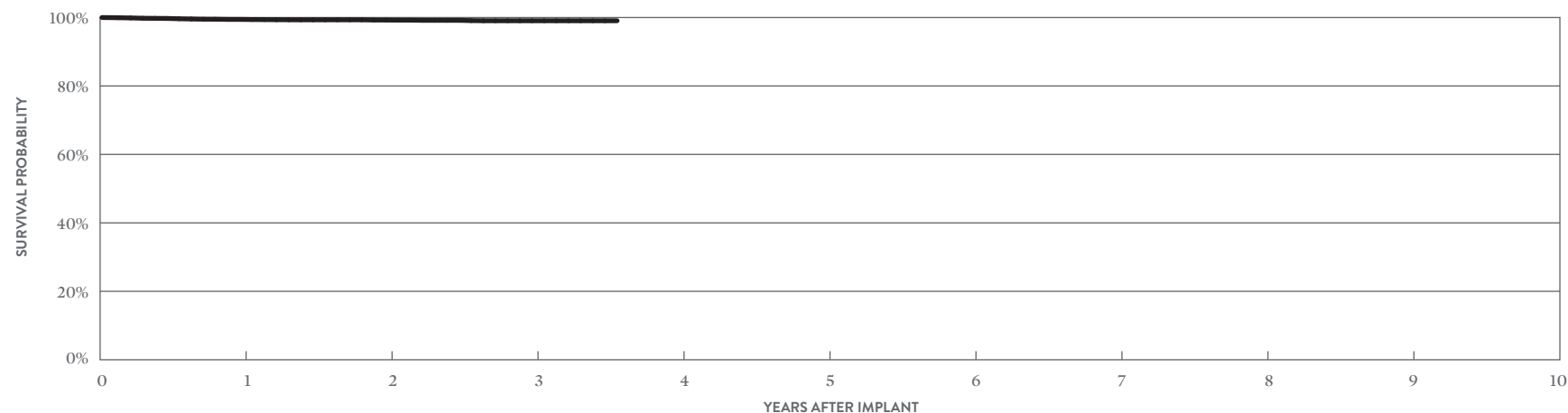
Quartet™

MODEL 1458QL

US Regulatory Approval	October 2015
Registered US Implants	10,609
Estimated Active US Implants	8,637
Insulation	Optim™*
Type and/or Fixation	S-Curve
Polarity	Quadpolar
Steroid	Yes
Number of US Advisories	None

	ACUTE OBSERVATIONS (POST IMPLANT, ≤30 DAYS)		CHRONIC COMPLICATIONS (>30 DAYS)	
	QTY	RATE	QTY	RATE
Cardiac Perforation	0	0.00%	0	0.00%
Conductor Fracture	0	0.00%	0	0.00%
Lead Dislodgement	17	0.16%	56	0.53%
Failure to Capture	14	0.13%	16	0.15%
Oversensing	0	0.00%	0	0.00%
Failure to Sense	0	0.00%	0	0.00%
Insulation Breach	1	<0.01%	0	0.00%
Abnormal Pacing Impedance	5	0.05%	1	<0.01%
Extracardiac Stimulation	20	0.19%	22	0.21%
Other	3	0.03%	1	<0.01%
Total	60	0.57%	96	0.90%
Total Returned for Analysis	13		27	

MALFUNCTIONS	QTY	RATE
Conductor Fracture	0	0.00%
Clavicular Crush	0	0.00%
In the Pocket	0	0.00%
Intravascular	0	0.00%
Insulation Breach	0	0.00%
Lead-to-Can Contact	0	0.00%
Lead-to-Lead Contact	0	0.00%
Clavicular Crush	0	0.00%
Externalized Conductors	0	0.00%
Other	0	0.00%
Crimps, Welds & Bonds	0	0.00%
Other	0	0.00%
Extrinsic Factors	26	0.25%
Total	26	0.25%



YEAR	1	2	3	AT 43 MONTHS
SURVIVAL PROBABILITY	99.49%	99.23%	99.11%	99.11%
± 1 STANDARD ERROR	0.08%	0.10%	0.12%	0.12%
SAMPLE SIZE	8,680	5,370	2,740	270

*Optim™ lead insulation is a copolymer of silicone and polyurethane.

Left-Heart Leads

CUSTOMER REPORTED PERFORMANCE DATA

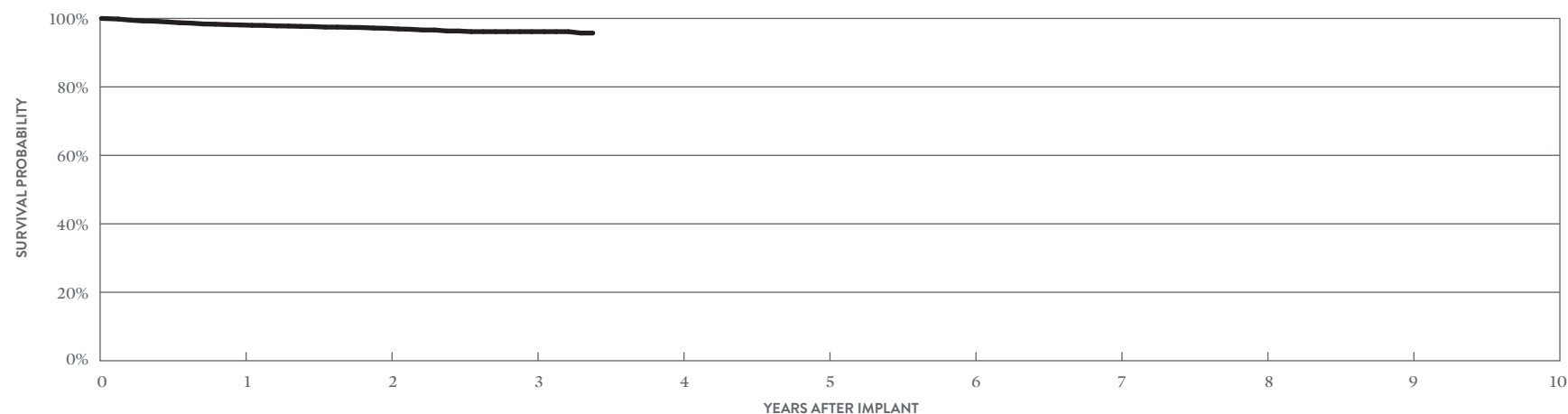
Quartet™

MODEL 1457Q

US Regulatory Approval	March 2017
Registered US Implants	4,876
Estimated Active US Implants	3,878
Insulation	Optim™*
Type and/or Fixation	S-Curve
Polarity	Quadpolar
Steroid	Yes
Number of US Advisories	None

	ACUTE OBSERVATIONS (POST IMPLANT, ≤30 DAYS)		CHRONIC COMPLICATIONS (>30 DAYS)	
	QTY	RATE	QTY	RATE
Cardiac Perforation	0	0.00%	0	0.00%
Conductor Fracture	1	0.02%	0	0.00%
Lead Dislodgement	28	0.57%	69	1.42%
Failure to Capture	6	0.12%	23	0.47%
Oversensing	1	0.02%	1	0.02%
Failure to Sense	0	0.00%	0	0.00%
Insulation Breach	0	0.00%	0	0.00%
Abnormal Pacing Impedance	0	0.00%	0	0.00%
Extracardiac Stimulation	14	0.29%	8	0.16%
Other	5	0.10%	4	0.08%
Total	55	1.13%	105	2.15%
Total Returned for Analysis	15		37	

MALFUNCTIONS	QTY	RATE
Conductor Fracture	0	0.00%
Clavicular Crush	0	0.00%
In the Pocket	0	0.00%
Intravascular	0	0.00%
Insulation Breach	0	0.00%
Lead-to-Can Contact	0	0.00%
Lead-to-Lead Contact	0	0.00%
Clavicular Crush	0	0.00%
Externalized Conductors	0	0.00%
Other	0	0.00%
Crimps, Welds & Bonds	0	0.00%
Other	0	0.00%
Extrinsic Factors	43	0.88%
Total	43	0.88%



YEAR	1	2	3	AT 41 MONTHS
SURVIVAL PROBABILITY	98.17%	97.41%	96.53%	96.10%
± 1 STANDARD ERROR	0.22%	0.29%	0.46%	0.62%
SAMPLE SIZE	3,750	1,890	720	210

*Optim™ lead insulation is a copolymer of silicone and polyurethane.

Left-Heart Leads

CUSTOMER REPORTED PERFORMANCE DATA

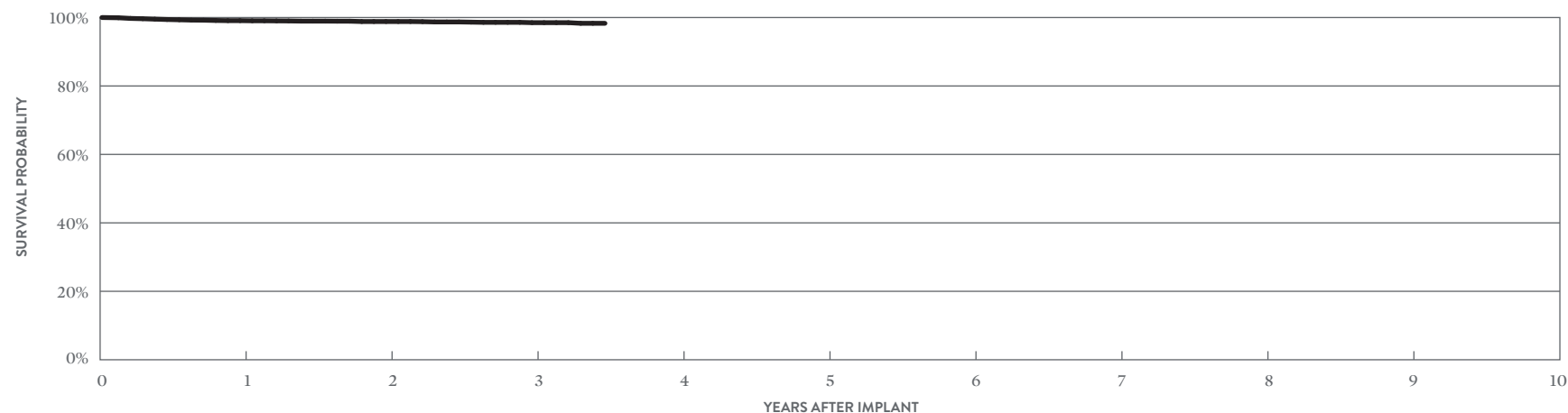
Quartet™

MODEL 1456Q

US Regulatory Approval	October 2015
Registered US Implants	7,904
Estimated Active US Implants	6,405
Insulation	Optim™*
Type and/or Fixation	S-Curve
Polarity	Quadpolar
Steroid	Yes
Number of US Advisories	None

	ACUTE OBSERVATIONS (POST IMPLANT, ≤30 DAYS)		CHRONIC COMPLICATIONS (>30 DAYS)	
	QTY	RATE	QTY	RATE
Cardiac Perforation	1	0.01%	0	0.00%
Conductor Fracture	2	0.03%	0	0.00%
Lead Dislodgement	23	0.29%	61	0.77%
Failure to Capture	8	0.10%	16	0.20%
Oversensing	0	0.00%	0	0.00%
Failure to Sense	0	0.00%	0	0.00%
Insulation Breach	1	0.01%	0	0.00%
Abnormal Pacing Impedance	3	0.04%	0	0.00%
Extracardiac Stimulation	11	0.14%	11	0.14%
Other	5	0.06%	2	0.03%
Total	54	0.68%	90	1.14%
Total Returned for Analysis	11		43	

MALFUNCTIONS	QTY	RATE
Conductor Fracture	0	0.00%
Clavicular Crush	0	0.00%
In the Pocket	0	0.00%
Intravascular	0	0.00%
Insulation Breach	0	0.00%
Lead-to-Can Contact	0	0.00%
Lead-to-Lead Contact	0	0.00%
Clavicular Crush	0	0.00%
Externalized Conductors	0	0.00%
Other	0	0.00%
Crimps, Welds & Bonds	0	0.00%
Other	1	0.01%
Extrinsic Factors	43	0.54%
Total	44	0.56%



YEAR	1	2	3	AT 42 MONTHS
SURVIVAL PROBABILITY	99.11%	98.80%	98.74%	98.55%
± 1 STANDARD ERROR	0.12%	0.15%	0.16%	0.25%
SAMPLE SIZE	6,420	3,870	1,890	300

*Optim™ lead insulation is a copolymer of silicone and polyurethane.

Left-Heart Leads

CUSTOMER REPORTED PERFORMANCE DATA

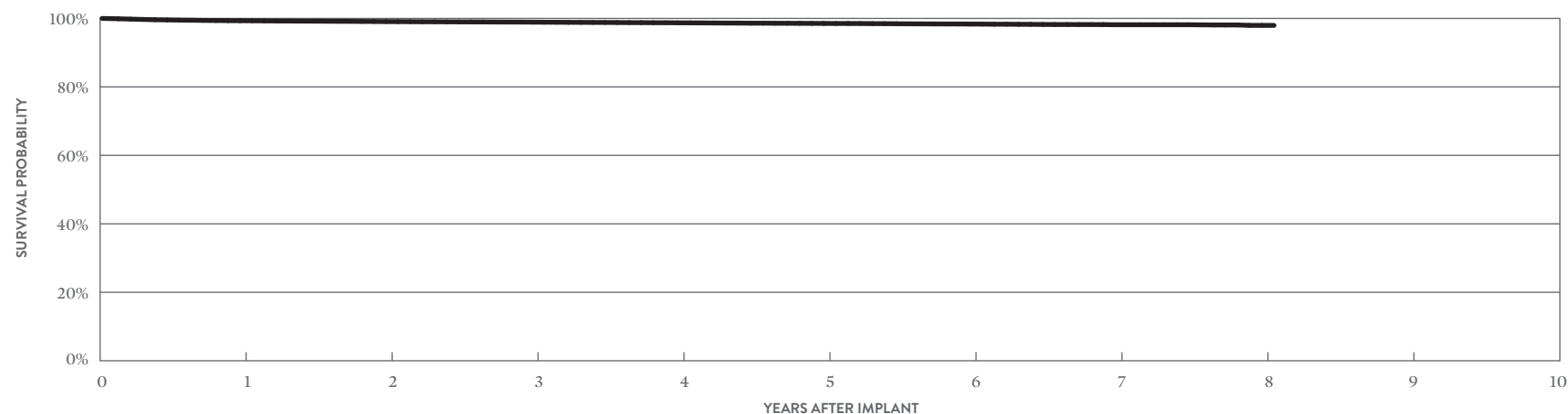
Quartet™

MODEL 1458Q

US Regulatory Approval	November 2011
Registered US Implants	150,375
Estimated Active US Implants	95,261
Insulation	Optim*
Type and/or Fixation	S-Curve
Polarity	Quadpolar
Steroid	Yes
Number of US Advisories	None

	ACUTE OBSERVATIONS (POST IMPLANT, ≤30 DAYS)		CHRONIC COMPLICATIONS (>30 DAYS)	
	QTY	RATE	QTY	RATE
Cardiac Perforation	5	<0.01%	4	<0.01%
Conductor Fracture	0	0.00%	24	0.02%
Lead Dislodgement	240	0.16%	1033	0.69%
Failure to Capture	107	0.07%	480	0.32%
Oversensing	2	<0.01%	16	0.01%
Failure to Sense	0	0.00%	0	0.00%
Insulation Breach	1	<0.01%	9	<0.01%
Abnormal Pacing Impedance	5	<0.01%	82	0.05%
Extracardiac Stimulation	109	0.07%	198	0.13%
Other	117	0.08%	45	0.03%
Total	586	0.39%	1891	1.26%
Total Returned for Analysis	214		712	

MALFUNCTIONS	QTY	RATE
Conductor Fracture	10	<0.01%
Clavicular Crush	1	<0.01%
In the Pocket	3	<0.01%
Intravascular	6	<0.01%
Insulation Breach	6	<0.01%
Lead-to-Can Contact	3	<0.01%
Lead-to-Lead Contact	1	<0.01%
Clavicular Crush	0	0.00%
Externalized Conductors	0	0.00%
Other	2	<0.01%
Crimps, Welds & Bonds	0	0.00%
Other	13	<0.01%
Extrinsic Factors	683	0.45%
Total	713	0.47%



YEAR	1	2	3	4	5	6	7	8	AT 97 MONTHS
SURVIVAL PROBABILITY	99.33%	99.07%	98.90%	98.72%	98.53%	98.39%	98.17%	98.01%	98.01%
± 1 STANDARD ERROR	0.02%	0.03%	0.03%	0.03%	0.04%	0.05%	0.06%	0.14%	0.14%
SAMPLE SIZE	134,120	107,160	86,660	66,210	44,340	25,020	11,970	3,660	280

*Optim™ lead insulation is a copolymer of silicone and polyurethane.

Left-Heart Leads

ACTIVELY MONITORED STUDY DATA

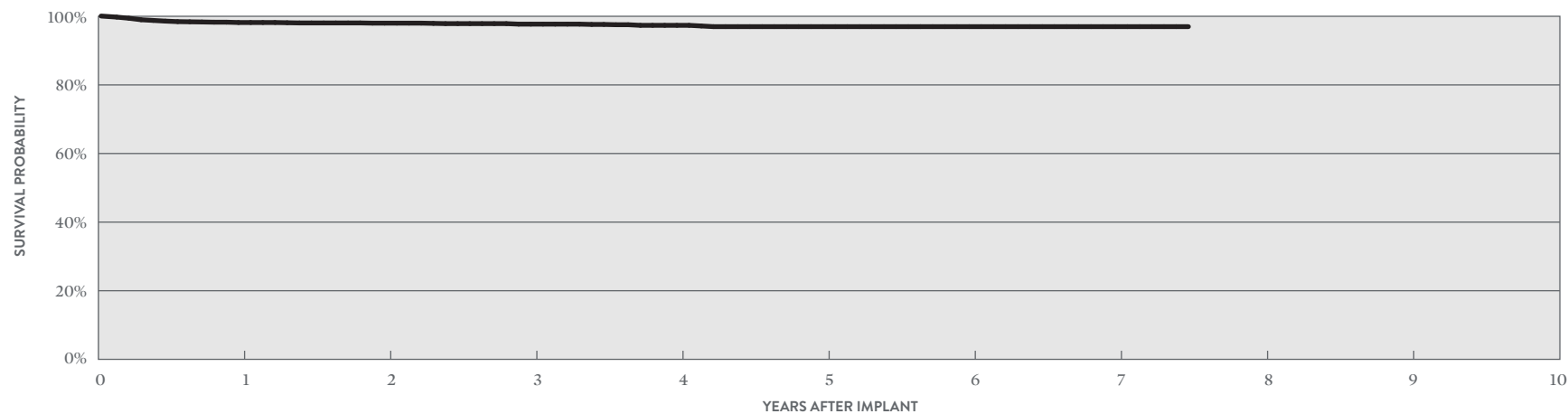
Quartet™

MODEL 1458Q

US Regulatory Approval	November 2011
Number of Devices Enrolled in Study	2,154
Active Devices Enrolled in Study	902
Cumulative Months of Follow-up	101,090
Insulation	Optim™*
Type and/or Fixation	S-Curve
Polarity	Quadpolar
Steroid	Yes

QUALIFYING COMPLICATIONS	QTY	RATE
Abnormal Pacing Impedance	1	0.05%
Extracardiac Stimulation	3	0.14%
Failure to Capture	9	0.42%
Lead Dislodgement	38	1.76%
Oversensing	1	0.05%

MALFUNCTIONS	QTY	RATE
Conductor Fracture	0	0.00%
Clavicular Crush	0	0.00%
In the Pocket	0	0.00%
Intravascular	0	0.00%
Insulation Breach	0	0.00%
Lead-to-Can Contact	0	0.00%
Lead-to-Lead Contact	0	0.00%
Clavicular Crush	0	0.00%
Externalized Conductors	0	0.00%
Other	0	0.00%
Crimps, Welds & Bonds	0	0.00%
Other	0	0.00%
Extrinsic Factors	22	1.02%
Total	22	1.02%



YEAR	1	2	3	4	5	6	7	AT 90 MONTHS
SURVIVAL PROBABILITY	98.18%	98.00%	97.71%	97.36%	96.98%	96.98%	96.98%	96.98%
± 1 STANDARD ERROR	0.29%	0.31%	0.35%	0.39%	0.43%	0.43%	0.43%	0.43%
SAMPLE SIZE	1,990	1,660	1,380	1,160	950	820	520	60

*Optim™ lead insulation is a copolymer of silicone and polyurethane.

Left-Heart Leads

CUSTOMER REPORTED PERFORMANCE DATA

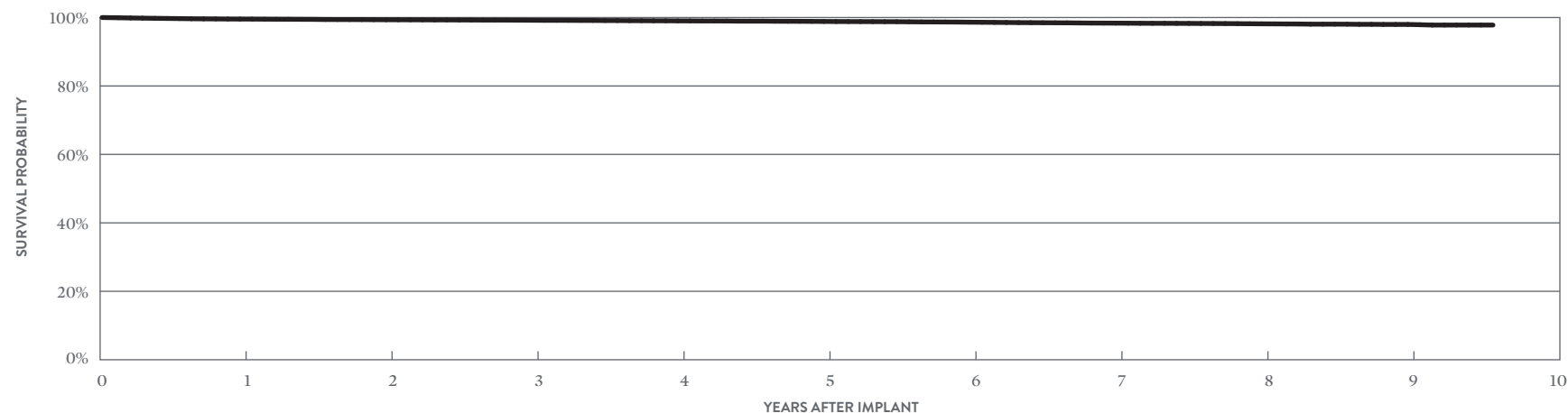
QuickFlex™ μ

MODEL 1258T

US Regulatory Approval	May 2010
Registered US Implants	47,764
Estimated Active US Implants	23,337
Insulation	Optim™*
Type and/or Fixation	S-Curve
Polarity	Bipolar
Steroid	Yes
Number of US Advisories	None

	ACUTE OBSERVATIONS (POST IMPLANT, ≤30 DAYS)		CHRONIC COMPLICATIONS (>30 DAYS)	
	QTY	RATE	QTY	RATE
Cardiac Perforation	0	0.00%	1	<0.01%
Conductor Fracture	0	0.00%	37	0.08%
Lead Dislodgement	49	0.10%	218	0.46%
Failure to Capture	18	0.04%	218	0.46%
Oversensing	0	0.00%	23	0.05%
Failure to Sense	1	<0.01%	3	<0.01%
Insulation Breach	0	0.00%	13	0.03%
Abnormal Pacing Impedance	5	0.01%	63	0.13%
Extracardiac Stimulation	21	0.04%	76	0.16%
Other	15	0.03%	11	0.02%
Total	109	0.23%	663	1.39%
Total Returned for Analysis	59		218	

MALFUNCTIONS	QTY	RATE
Conductor Fracture	8	0.02%
Clavicular Crush	2	<0.01%
In the Pocket	3	<0.01%
Intravascular	3	<0.01%
Insulation Breach	4	<0.01%
Lead-to-Can Contact	0	0.00%
Lead-to-Lead Contact	3	<0.01%
Clavicular Crush	0	0.00%
Externalized Conductors	0	0.00%
Other	1	<0.01%
Crimps, Welds & Bonds	0	0.00%
Other	1	<0.01%
Extrinsic Factors	231	0.48%
Total	244	0.51%



YEAR	1	2	3	4	5	6	7	8	9	AT 115 MONTHS
SURVIVAL PROBABILITY	99.56%	99.36%	99.21%	99.03%	98.85%	98.63%	98.36%	98.10%	97.90%	97.76%
± 1 STANDARD ERROR	0.03%	0.04%	0.04%	0.05%	0.06%	0.06%	0.08%	0.09%	0.11%	0.13%
SAMPLE SIZE	44,030	38,000	33,720	29,860	26,100	21,700	16,360	11,200	5,780	380

*Optim™ lead insulation is a copolymer of silicone and polyurethane.

Left-Heart Leads

ACTIVELY MONITORED STUDY DATA

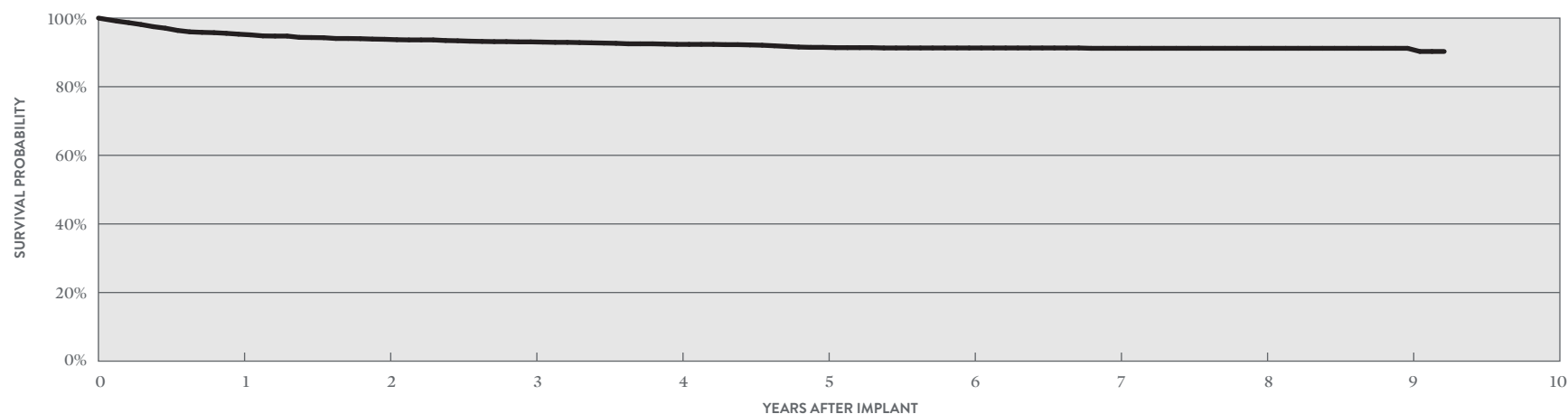
QuickFlex™ μ

MODEL 1258T

US Regulatory Approval	May 2010
Number of Devices Enrolled in Study	2,371
Active Devices Enrolled in Study	950
Cumulative Months of Follow-up	129,433
Insulation	Optim™*
Type and/or Fixation	S-Curve
Polarity	Bipolar
Steroid	Yes

QUALIFYING COMPLICATIONS	QTY	RATE
Abnormal Pacing Impedance	7	0.30%
Conductor Fracture	3	0.13%
Extracardiac Stimulation	56	2.36%
Failure to Capture	49	2.07%
Insulation Breach	1	0.04%
Lead Dislodgement	52	2.19%

MALFUNCTIONS	QTY	RATE
Conductor Fracture	1	0.04%
Clavicular Crush	1	0.04%
In the Pocket	0	0.00%
Intravascular	0	0.00%
Insulation Breach	0	0.00%
Lead-to-Can Contact	0	0.00%
Lead-to-Lead Contact	0	0.00%
Clavicular Crush	0	0.00%
Externalized Conductors	0	0.00%
Other	0	0.00%
Crimps, Welds & Bonds	0	0.00%
Other	0	0.00%
Extrinsic Factors	39	1.64%
Total	40	1.69%



YEAR	1	2	3	4	5	6	7	8	9	AT 11 MONTHS
SURVIVAL PROBABILITY	95.31%	93.82%	93.07%	92.34%	91.47%	91.29%	91.19%	91.19%	91.19%	90.27%
± 1 STANDARD ERROR	0.44%	0.52%	0.56%	0.60%	0.66%	0.67%	0.68%	0.68%	0.68%	1.13%
SAMPLE SIZE	2,150	1,760	1,480	1,280	1,090	970	920	800	410	60

*Optim™ lead insulation is a copolymer of silicone and polyurethane.

Left-Heart Leads

CUSTOMER REPORTED PERFORMANCE DATA

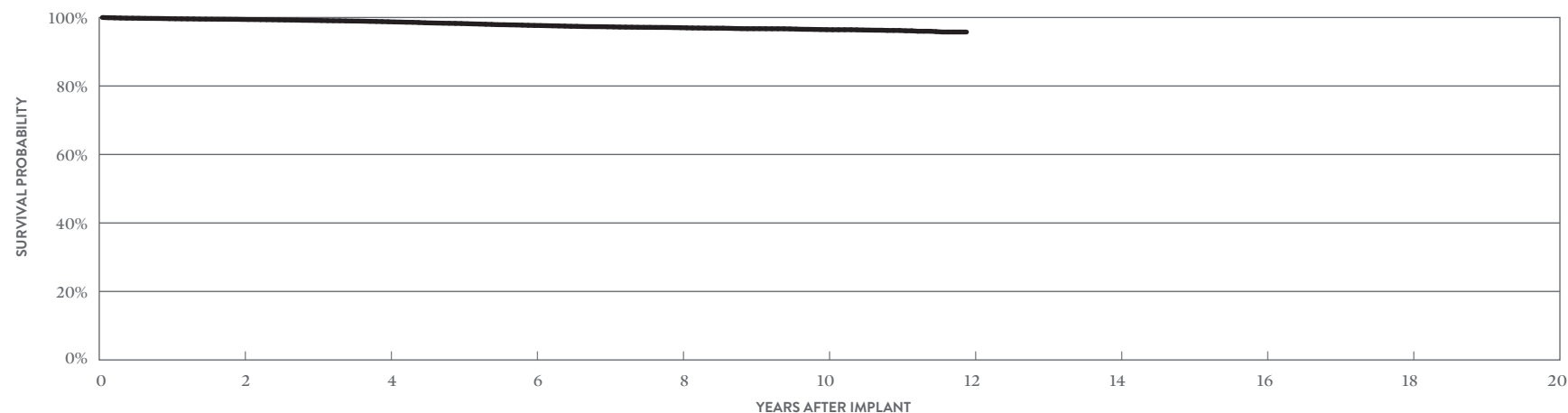
QuickFlex™

MODEL 1156T

US Regulatory Approval	July 2007
Registered US Implants	27,665
Estimated Active US Implants	9,903
Insulation	Polyurethane/Silicone
Type and/or Fixation	S-Curve
Polarity	Bipolar
Steroid	Yes
Number of US Advisories (see pg. 335)	One

	ACUTE OBSERVATIONS (POST IMPLANT, ≤30 DAYS)		CHRONIC COMPLICATIONS (>30 DAYS)	
	QTY	RATE	QTY	RATE
Cardiac Perforation	0	0.00%	1	<0.01%
Conductor Fracture	0	0.00%	8	0.03%
Lead Dislodgement	11	0.04%	144	0.52%
Failure to Capture	5	0.02%	221	0.80%
Oversensing	0	0.00%	20	0.07%
Failure to Sense	0	0.00%	0	0.00%
Insulation Breach	0	0.00%	50	0.18%
Abnormal Pacing Impedance	1	<0.01%	64	0.23%
Extracardiac Stimulation	14	0.05%	92	0.33%
Other	9	0.03%	8	0.03%
Total	40	0.14%	608	2.20%
Total Returned for Analysis	14		169	

MALFUNCTIONS	QTY	RATE
Conductor Fracture	7	0.03%
Clavicular Crush	0	0.00%
In the Pocket	0	0.00%
Intravascular	7	0.03%
Insulation Breach	90	0.33%
Lead-to-Can Contact	0	0.00%
Lead-to-Lead Contact	4	0.01%
Clavicular Crush	0	0.00%
Externalized Conductors	14	0.05%
Other	72	0.26%
Crimps, Welds & Bonds	0	0.00%
Other	0	0.00%
Extrinsic Factors	132	0.48%
Total	229	0.83%



YEAR	2	4	6	8	10	AT 143 MONTHS
SURVIVAL PROBABILITY	99.43%	98.74%	97.66%	96.96%	96.44%	95.80%
± 1 STANDARD ERROR	0.05%	0.08%	0.11%	0.14%	0.16%	0.25%
SAMPLE SIZE	21,470	16,890	13,720	11,480	6,990	220

Left-Heart Leads

ACTIVELY MONITORED STUDY DATA

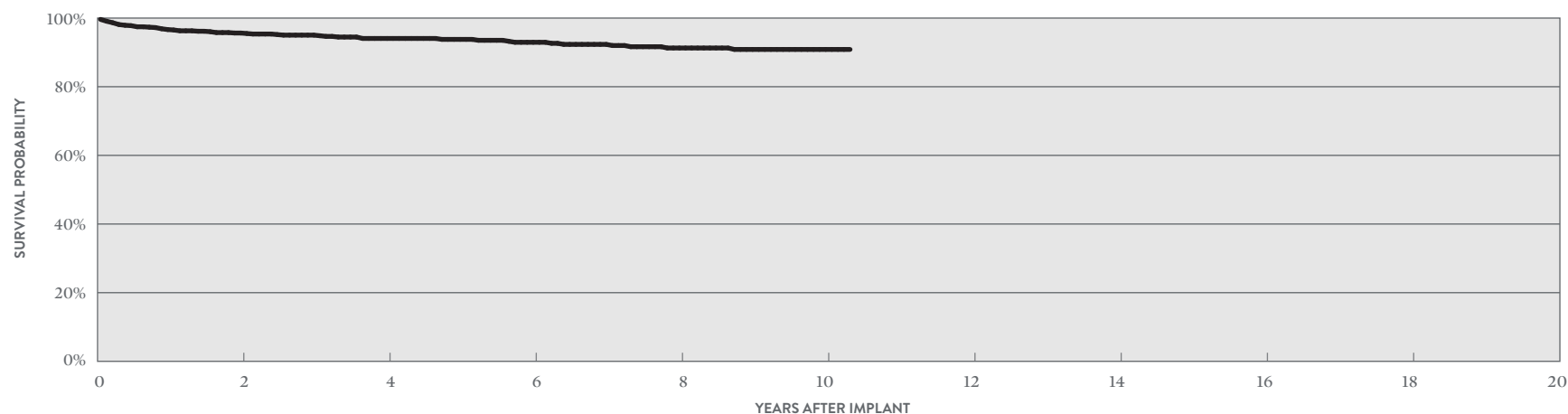
QuickFlex™

MODEL 1156T

US Regulatory Approval	July 2007
Number of Devices Enrolled in Study	987
Active Devices Enrolled in Study	202
Cumulative Months of Follow-up	52,273
Insulation	Polyurethane/Silicone
Type and/or Fixation	S-Curve
Polarity	Bipolar
Steroid	Yes

QUALIFYING COMPLICATIONS	QTY	RATE
Abnormal Pacing Impedance	1	0.10%
Extracardiac Stimulation	18	1.82%
Failure to Capture	10	1.01%
Insulation Breach	1	0.10%
Lead Dislodgement	28	2.84%

MALFUNCTIONS	QTY	RATE
Conductor Fracture	0	0.00%
Clavicular Crush	0	0.00%
In the Pocket	0	0.00%
Intravascular	0	0.00%
Insulation Breach	3	0.30%
Lead-to-Can Contact	0	0.00%
Lead-to-Lead Contact	0	0.00%
Clavicular Crush	0	0.00%
Externalized Conductors	0	0.00%
Other	3	0.30%
Crimps, Welds & Bonds	0	0.00%
Other	0	0.00%
Extrinsic Factors	20	2.03%
Total	23	2.33%



YEAR	2	4	6	8	10	AT 124 MONTHS
SURVIVAL PROBABILITY	95.64%	94.06%	92.94%	91.28%	90.86%	90.86%
± 1 STANDARD ERROR	0.69%	0.86%	1.01%	1.24%	1.30%	1.30%
SAMPLE SIZE	750	470	330	260	150	50

Left-Heart Leads

CUSTOMER REPORTED PERFORMANCE DATA

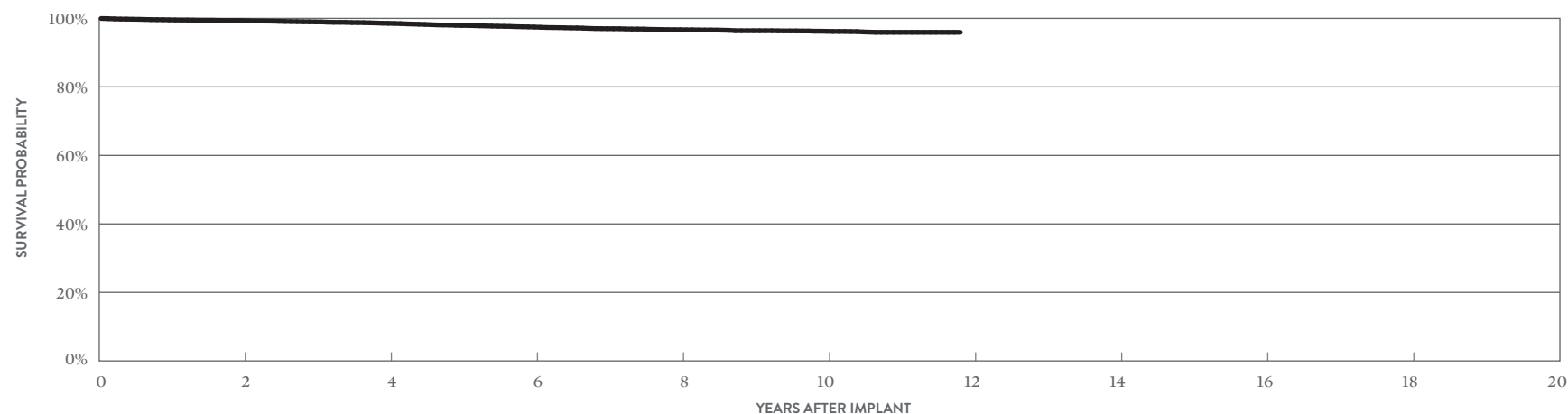
QuickFlex™ XL

MODEL 1158T

US Regulatory Approval	July 2007
Registered US Implants	15,341
Estimated Active US Implants	5,573
Insulation	Polyurethane/Silicone
Type and/or Fixation	S-Curve
Polarity	Bipolar
Steroid	Yes
Number of US Advisories (see pg. 335)	One

	ACUTE OBSERVATIONS (POST IMPLANT, ≤30 DAYS)		CHRONIC COMPLICATIONS (>30 DAYS)	
	QTY	RATE	QTY	RATE
Cardiac Perforation	0	0.00%	1	<0.01%
Conductor Fracture	0	0.00%	5	0.03%
Lead Dislodgement	9	0.06%	100	0.65%
Failure to Capture	2	0.01%	143	0.93%
Oversensing	0	0.00%	3	0.02%
Failure to Sense	0	0.00%	1	<0.01%
Insulation Breach	0	0.00%	35	0.23%
Abnormal Pacing Impedance	2	0.01%	26	0.17%
Extracardiac Stimulation	6	0.04%	34	0.22%
Other	6	0.04%	8	0.05%
Total	25	0.16%	356	2.32%
Total Returned for Analysis	13		120	

MALFUNCTIONS	QTY	RATE
Conductor Fracture	5	0.03%
Clavicular Crush	0	0.00%
In the Pocket	1	<0.01%
Intravascular	4	0.03%
Insulation Breach	56	0.37%
Lead-to-Can Contact	0	0.00%
Lead-to-Lead Contact	2	0.01%
Clavicular Crush	0	0.00%
Externalized Conductors	7	0.05%
Other	47	0.31%
Crimps, Welds & Bonds	1	<0.01%
Other	0	0.00%
Extrinsic Factors	89	0.58%
Total	151	0.98%



YEAR	2	4	6	8	10	AT 142 MONTHS
SURVIVAL PROBABILITY	99.35%	98.55%	97.45%	96.77%	96.29%	95.91%
± 1 STANDARD ERROR	0.07%	0.11%	0.16%	0.19%	0.21%	0.25%
SAMPLE SIZE	11,990	9,510	7,660	6,370	3,720	220

Left-Heart Leads

ACTIVELY MONITORED STUDY DATA

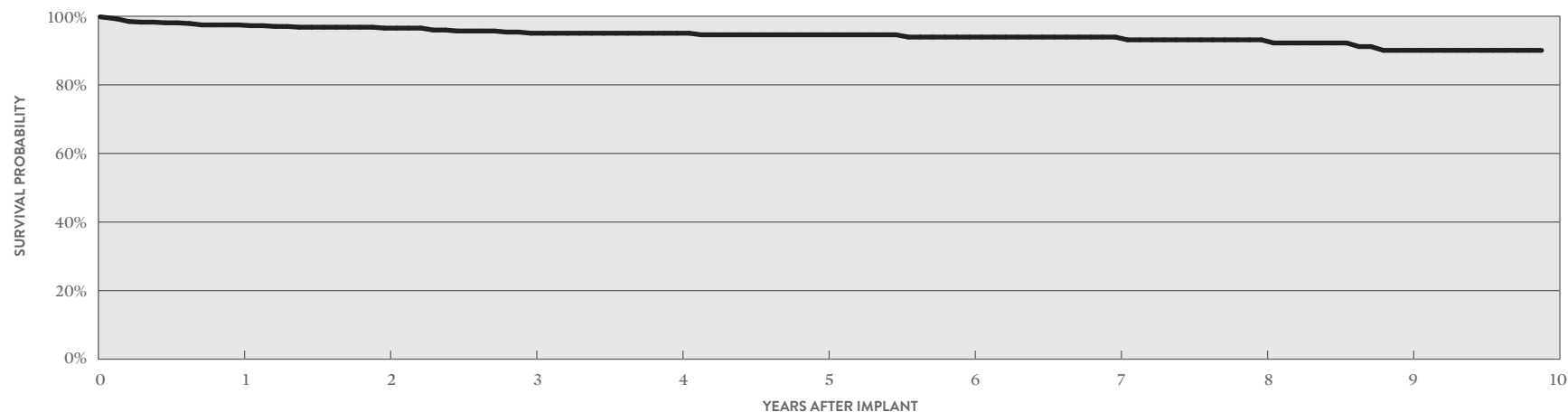
QuickFlex™ XL

MODEL 1158T

US Regulatory Approval	July 2007
Number of Devices Enrolled in Study	553
Active Devices Enrolled in Study	83
Cumulative Months of Follow-up	26,451
Insulation	Polyurethane/Silicone
Type and/or Fixation	S-Curve
Polarity	Bipolar
Steroid	Yes

QUALIFYING COMPLICATIONS	QTY	RATE
Extracardiac Stimulation	9	1.63%
Failure to Capture	10	1.81%
Insulation Breach	1	0.18%
Lead Dislodgement	7	1.27%
Skin Erosion	1	0.18%

MALFUNCTIONS	QTY	RATE
Conductor Fracture	0	0.00%
Clavicular Crush	0	0.00%
In the Pocket	0	0.00%
Intravascular	0	0.00%
Insulation Breach	1	0.18%
Lead-to-Can Contact	0	0.00%
Lead-to-Lead Contact	0	0.00%
Clavicular Crush	0	0.00%
Externalized Conductors	1	0.18%
Other	0	0.00%
Crimps, Welds & Bonds	0	0.00%
Other	0	0.00%
Extrinsic Factors	7	1.27%
Total	8	1.45%



YEAR	1	2	3	4	5	6	7	8	9	AT 119 MONTHS
SURVIVAL PROBABILITY	97.47%	96.55%	95.06%	95.06%	94.60%	93.93%	93.93%	93.13%	90.06%	90.06%
± 1 STANDARD ERROR	0.69%	0.79%	1.00%	1.05%	1.14%	1.31%	1.31%	1.53%	2.29%	2.29%
SAMPLE SIZE	500	410	330	250	190	150	120	110	90	50

Left-Heart Leads

CUSTOMER REPORTED PERFORMANCE DATA

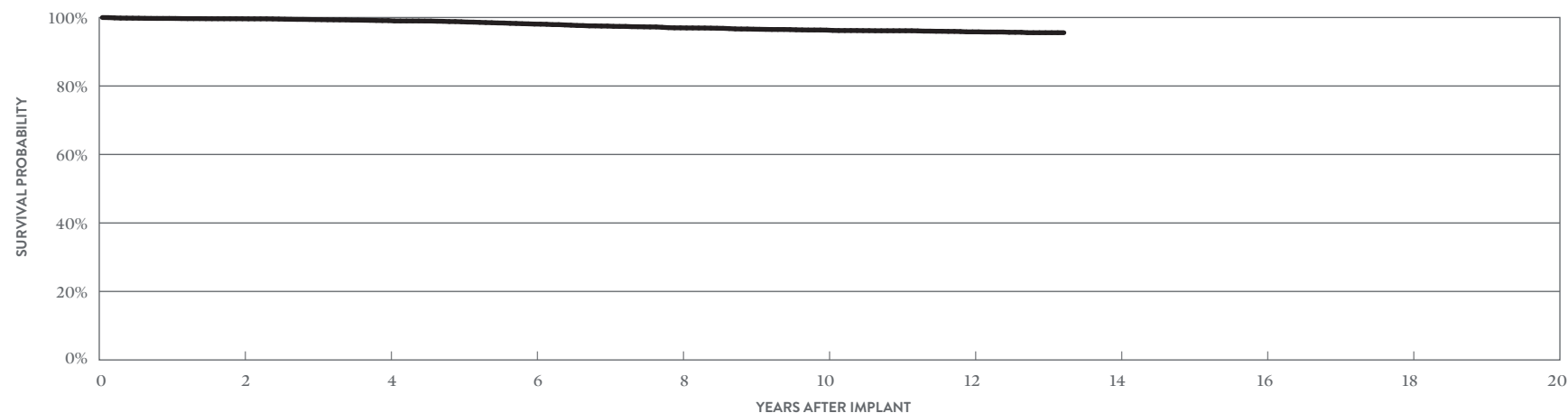
QuickSite™ XL

MODEL 1058T

US Regulatory Approval	February 2006
Registered US Implants	9,954
Estimated Active US Implants	2,895
Insulation	Polyurethane/Silicone
Type and/or Fixation	S-Curve
Polarity	Bipolar
Steroid	Yes
Number of US Advisories (see pg. 335)	One

	ACUTE OBSERVATIONS (POST IMPLANT, ≤30 DAYS)		CHRONIC COMPLICATIONS (>30 DAYS)	
	QTY	RATE	QTY	RATE
Cardiac Perforation	0	0.00%	0	0.00%
Conductor Fracture	0	0.00%	7	0.07%
Lead Dislodgement	10	0.10%	33	0.33%
Failure to Capture	3	0.03%	91	0.91%
Oversensing	1	0.01%	3	0.03%
Failure to Sense	0	0.00%	2	0.02%
Insulation Breach	0	0.00%	32	0.32%
Abnormal Pacing Impedance	2	0.02%	19	0.19%
Extracardiac Stimulation	9	0.09%	25	0.25%
Other	1	0.01%	3	0.03%
Total	26	0.26%	215	2.16%
Total Returned for Analysis	11		38	

MALFUNCTIONS	QTY	RATE
Conductor Fracture	2	0.02%
Clavicular Crush	0	0.00%
In the Pocket	0	0.00%
Intravascular	2	0.02%
Insulation Breach	26	0.26%
Lead-to-Can Contact	0	0.00%
Lead-to-Lead Contact	1	0.01%
Clavicular Crush	0	0.00%
Externalized Conductors	6	0.06%
Other	19	0.19%
Crimps, Welds & Bonds	0	0.00%
Other	1	0.01%
Extrinsic Factors	30	0.30%
Total	59	0.59%



YEAR	2	4	6	8	10	12	AT 159 MONTHS
SURVIVAL PROBABILITY	99.62%	99.14%	98.08%	97.00%	96.36%	95.86%	95.61%
± 1 STANDARD ERROR	0.06%	0.11%	0.18%	0.24%	0.28%	0.31%	0.34%
SAMPLE SIZE	7,740	5,870	4,570	3,760	3,200	2,360	230

Left-Heart Leads

ACTIVELY MONITORED STUDY DATA

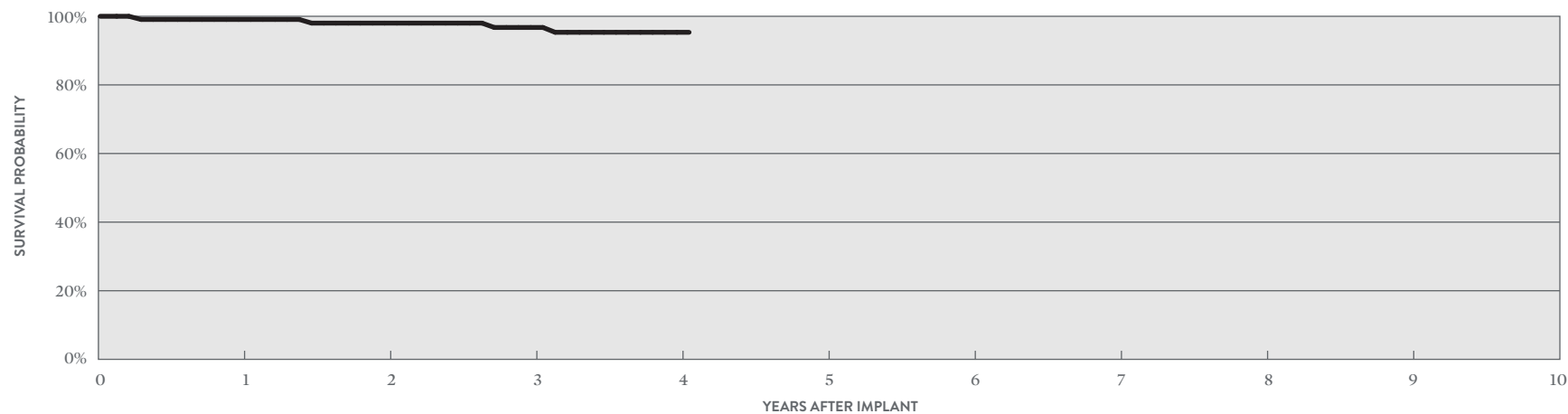
QuickSite™ XL

MODEL 1058T

US Regulatory Approval	February 2006
Number of Devices Enrolled in Study	111
Active Devices Enrolled in Study	12
Cumulative Months of Follow-up	5,726
Insulation	Polyurethane/Silicone
Type and/or Fixation	S-Curve
Polarity	Bipolar
Steroid	Yes

QUALIFYING COMPLICATIONS	QTY	RATE
Failure to Capture	4	3.60%

MALFUNCTIONS	QTY	RATE
Conductor Fracture	0	0.00%
Clavicular Crush	0	0.00%
In the Pocket	0	0.00%
Intravascular	0	0.00%
Insulation Breach	0	0.00%
Lead-to-Can Contact	0	0.00%
Lead-to-Lead Contact	0	0.00%
Clavicular Crush	0	0.00%
Externalized Conductors	0	0.00%
Other	0	0.00%
Crimps, Welds & Bonds	0	0.00%
Other	0	0.00%
Extrinsic Factors	0	0.00%
Total	0	0.00%



YEAR	1	2	3	4	AT 49 MONTHS
SURVIVAL PROBABILITY	99.07%	98.01%	96.74%	95.33%	95.33%
± 1 STANDARD ERROR	0.92%	1.39%	1.87%	2.31%	2.31%
SAMPLE SIZE	100	90	80	60	50

Left-Heart Leads

CUSTOMER REPORTED PERFORMANCE DATA

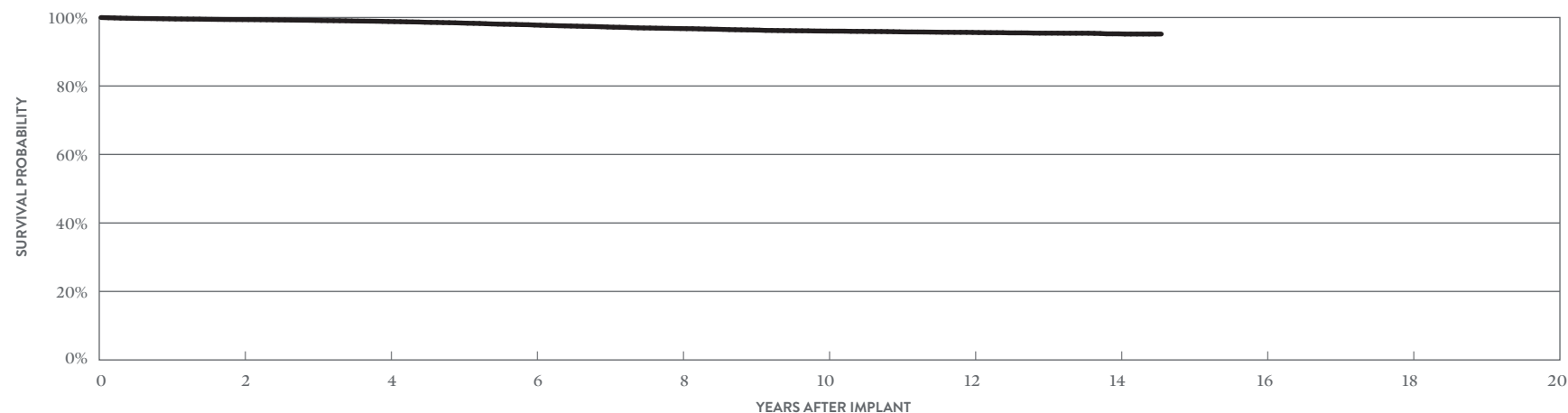
QuickSite™

MODEL 1056T

US Regulatory Approval	April 2005
Registered US Implants	32,338
Estimated Active US Implants	8,447
Insulation	Polyurethane/Silicone
Type and/or Fixation	S-Curve
Polarity	Bipolar
Steroid	Yes
Number of US Advisories (see pg. 335)	One

	ACUTE OBSERVATIONS (POST IMPLANT, ≤30 DAYS)		CHRONIC COMPLICATIONS (>30 DAYS)	
	QTY	RATE	QTY	RATE
Cardiac Perforation	0	0.00%	0	0.00%
Conductor Fracture	0	0.00%	11	0.03%
Lead Dislodgement	32	0.10%	172	0.53%
Failure to Capture	15	0.05%	280	0.87%
Oversensing	2	<0.01%	23	0.07%
Failure to Sense	0	0.00%	1	<0.01%
Insulation Breach	1	<0.01%	110	0.34%
Abnormal Pacing Impedance	3	<0.01%	63	0.19%
Extracardiac Stimulation	22	0.07%	107	0.33%
Other	9	0.03%	27	0.08%
Total	84	0.26%	794	2.46%
Total Returned for Analysis	28		205	

MALFUNCTIONS	QTY	RATE
Conductor Fracture	6	0.02%
Clavicular Crush	0	0.00%
In the Pocket	2	<0.01%
Intravascular	4	0.01%
Insulation Breach	89	0.28%
Lead-to-Can Contact	1	<0.01%
Lead-to-Lead Contact	11	0.03%
Clavicular Crush	0	0.00%
Externalized Conductors	31	0.10%
Other	46	0.14%
Crimps, Welds & Bonds	0	0.00%
Other	1	<0.01%
Extrinsic Factors	161	0.50%
Total	257	0.79%



YEAR	2	4	6	8	10	12	14	AT 175 MONTHS
SURVIVAL PROBABILITY	99.40%	98.85%	97.82%	96.71%	95.96%	95.59%	94.97%	94.90%
± 1 STANDARD ERROR	0.05%	0.07%	0.10%	0.14%	0.16%	0.17%	0.22%	0.23%
SAMPLE SIZE	25,220	19,030	14,450	11,580	9,630	7,540	2,800	310

Left-Heart Leads

ACTIVELY MONITORED STUDY DATA

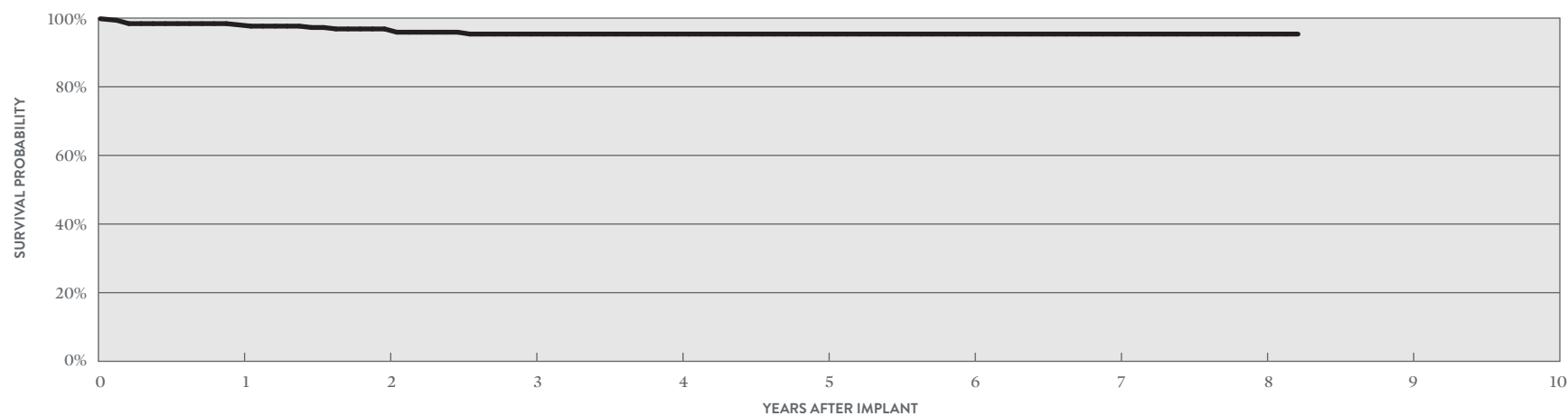
QuickSite™

MODEL 1056T

US Regulatory Approval	April 2005
Number of Devices Enrolled in Study	319
Active Devices Enrolled in Study	37
Cumulative Months of Follow-up	15,138
Insulation	Polyurethane/Silicone
Type and/or Fixation	S-Curve
Polarity	Bipolar
Steroid	Yes

QUALIFYING COMPLICATIONS	QTY	RATE
Abnormal Pacing Impedance	1	0.31%
Extracardiac Stimulation	2	0.63%
Failure to Capture	4	1.25%
Lead Dislodgement	5	1.57%

MALFUNCTIONS	QTY	RATE
Conductor Fracture	0	0.00%
Clavicular Crush	0	0.00%
In the Pocket	0	0.00%
Intravascular	0	0.00%
Insulation Breach	1	0.31%
Lead-to-Can Contact	0	0.00%
Lead-to-Lead Contact	0	0.00%
Clavicular Crush	0	0.00%
Externalized Conductors	0	0.00%
Other	1	0.31%
Crimps, Welds & Bonds	0	0.00%
Other	0	0.00%
Extrinsic Factors	4	1.25%
Total	5	1.57%



YEAR	1	2	3	4	5	6	7	8	AT 99 MONTHS
SURVIVAL PROBABILITY	98.03%	96.84%	95.35%	95.35%	95.35%	95.35%	95.35%	95.35%	95.35%
± 1 STANDARD ERROR	0.71%	1.04%	1.34%	1.34%	1.34%	1.34%	1.34%	1.34%	1.34%
SAMPLE SIZE	290	240	180	140	110	90	70	60	50

Left-Heart Leads

CUSTOMER REPORTED PERFORMANCE DATA

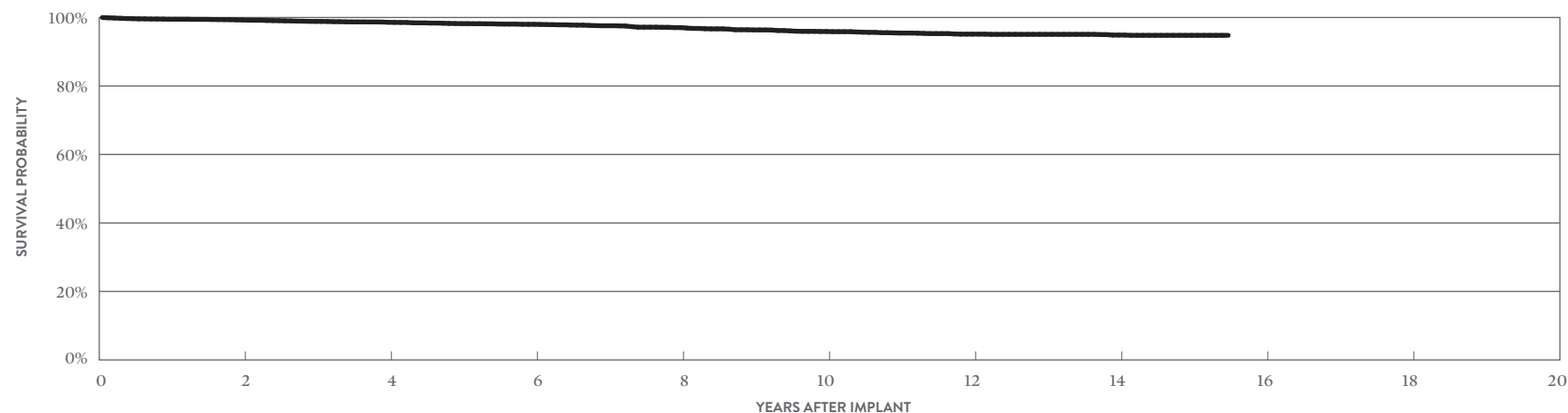
QuickSite™

MODEL 1056K

US Regulatory Approval	June 2004
Registered US Implants	7,874
Estimated Active US Implants	1,732
Insulation	Polyurethane/Silicone
Type and/or Fixation	S-Curve
Polarity	Unipolar
Steroid	Yes
Number of US Advisories	None

	ACUTE OBSERVATIONS (POST IMPLANT, ≤30 DAYS)		CHRONIC COMPLICATIONS (>30 DAYS)	
	QTY	RATE	QTY	RATE
Cardiac Perforation	0	0.00%	0	0.00%
Conductor Fracture	0	0.00%	8	0.10%
Lead Dislodgement	10	0.13%	36	0.46%
Failure to Capture	3	0.04%	77	0.98%
Oversensing	0	0.00%	2	0.03%
Failure to Sense	0	0.00%	0	0.00%
Insulation Breach	0	0.00%	6	0.08%
Abnormal Pacing Impedance	0	0.00%	7	0.09%
Extracardiac Stimulation	10	0.13%	32	0.41%
Other	2	0.03%	11	0.14%
Total	25	0.32%	179	2.27%
Total Returned for Analysis	13		52	

MALFUNCTIONS	QTY	RATE
Conductor Fracture	3	0.04%
Clavicular Crush	0	0.00%
In the Pocket	0	0.00%
Intravascular	3	0.04%
Insulation Breach	2	0.03%
Lead-to-Can Contact	1	0.01%
Lead-to-Lead Contact	1	0.01%
Clavicular Crush	0	0.00%
Externalized Conductors	0	0.00%
Other	0	0.00%
Crimps, Welds & Bonds	0	0.00%
Other	0	0.00%
Extrinsic Factors	53	0.67%
Total	58	0.74%



YEAR	2	4	6	8	10	12	14	AT 186 MONTHS
SURVIVAL PROBABILITY	99.28%	98.59%	98.00%	97.05%	95.82%	95.05%	94.79%	94.72%
± 1 STANDARD ERROR	0.10%	0.15%	0.20%	0.27%	0.35%	0.40%	0.42%	0.43%
SAMPLE SIZE	6,140	4,550	3,320	2,530	2,090	1,770	1,410	220

Left-Heart Leads

Survival Probability Summary

MODELS	FAMILY	1 YEAR	2 YEAR	3 YEAR	4 YEAR	5 YEAR	6 YEAR	7 YEAR	8 YEAR	9 YEAR	10 YEAR
1458QL	Quartet™	99.49%	99.23%	99.11%							
1457Q	QuickFlex™ μ	98.17%	97.41%	96.53%							
1456Q	QuickFlex™ μ	99.11%	98.80%	98.74%							
1458Q	Quartet™	99.33%	99.07%	98.90%	98.72%	98.53%	98.39%	98.17%	98.01%		
1258T	QuickFlex™ μ	99.56%	99.36%	99.21%	99.03%	98.85%	98.63%	98.36%	98.10%	97.90%	
1156T	QuickFlex™	99.64%	99.43%	99.13%	98.74%	98.23%	97.66%	97.23%	96.96%	96.69%	96.44%
1158T	QuickFlex™ XL	99.58%	99.35%	98.97%	98.55%	97.94%	97.45%	97.01%	96.77%	96.42%	96.29%
1058T	QuickSite™ XL	99.74%	99.62%	99.41%	99.14%	98.75%	98.08%	97.52%	97.00%	96.63%	96.36%
1056T	QuickSite™	99.59%	99.40%	99.17%	98.85%	98.40%	97.82%	97.23%	96.71%	96.26%	95.96%
1056K	QuickSite™	99.50%	99.28%	98.85%	98.59%	98.21%	98.00%	97.59%	97.05%	96.33%	95.82%

Left-Heart Leads

Acute Observation Summary

POST IMPLANT ≤30 DAYS

MODELS	US REGULATORY APPROVAL	REGISTERED US IMPLANTS	ESTIMATED ACTIVE US IMPLANTS	CARDIAC PERFORATION		CONDUCTOR FRACTURE		LEAD DISLODGEMENT		FAILURE TO CAPTURE		OVERSENSING		FAILURE TO SENSE		INSULATION BREACH		ABNORMAL PACING IMPEDANCE		EXTRACARDIAC STIMULATION		OTHER		TOTAL		TOTAL RETURNED FOR ANALYSIS
				QTY	RATE	QTY	RATE	QTY	RATE	QTY	RATE	QTY	RATE	QTY	RATE	QTY	RATE	QTY	RATE	QTY	RATE	QTY	RATE	QTY	RATE	
1458QL	Oct-15	10,609	8,637	0	0.00%	0	0.00%	17	0.16%	14	0.13%	0	0.00%	0	0.00%	1	<0.01%	5	0.05%	20	0.19%	3	0.03%	60	0.57%	13
1457Q	Oct-15	4,876	3,878	0	0.00%	1	0.02%	28	0.57%	6	0.12%	1	0.02%	0	0.00%	0	0.00%	0	0.00%	14	0.29%	5	0.10%	55	1.13%	15
1456Q	Oct-15	7,904	6,405	1	0.01%	2	0.03%	23	0.29%	8	0.10%	0	0.00%	0	0.00%	1	0.01%	3	0.04%	11	0.14%	5	0.06%	54	0.68%	11
1458Q	Nov-11	150,375	95,261	5	<0.01%	0	0.00%	240	0.16%	107	0.07%	2	<0.01%	0	0.00%	1	<0.01%	5	<0.01%	109	0.07%	117	0.08%	586	0.39%	214
1258T	May-10	47,764	23,337	0	0.00%	0	0.00%	49	0.10%	18	0.04%	0	0.00%	1	<0.01%	0	0.00%	5	0.01%	21	0.04%	15	0.03%	109	0.23%	59
1156T	Jul-07	27,665	9,903	0	0.00%	0	0.00%	11	0.04%	5	0.02%	0	0.00%	0	0.00%	0	0.00%	1	<0.01%	14	0.05%	9	0.03%	40	0.14%	14
1158T	Jul-07	15,341	5,573	0	0.00%	0	0.00%	9	0.06%	2	0.01%	0	0.00%	0	0.00%	0	0.00%	2	0.01%	6	0.04%	6	0.04%	25	0.16%	13
1058T	Feb-06	9,954	2,895	0	0.00%	0	0.00%	10	0.10%	3	0.03%	1	0.01%	0	0.00%	0	0.00%	2	0.02%	9	0.09%	1	0.01%	26	0.26%	11
1056T	Apr-05	32,338	8,447	0	0.00%	0	0.00%	32	0.10%	15	0.05%	2	<0.01%	0	0.00%	1	<0.01%	3	<0.01%	22	0.07%	9	0.03%	84	0.26%	28
1056K	Jun-04	7,874	1,732	0	0.00%	0	0.00%	10	0.13%	3	0.04%	0	0.00%	0	0.00%	0	0.00%	0	0.00%	10	0.13%	2	0.03%	25	0.32%	13

Chronic Complication Summary

>30 DAYS

MODELS	US REGULATORY APPROVAL	REGISTERED US IMPLANTS	ESTIMATED ACTIVE US IMPLANTS	CARDIAC PERFORATION		CONDUCTOR FRACTURE		LEAD DISLODGEMENT		FAILURE TO CAPTURE		OVERSENSING		FAILURE TO SENSE		INSULATION BREACH		ABNORMAL PACING IMPEDANCE		EXTRACARDIAC STIMULATION		OTHER		TOTAL		TOTAL RETURNED FOR ANALYSIS
				QTY	RATE	QTY	RATE	QTY	RATE	QTY	RATE	QTY	RATE	QTY	RATE	QTY	RATE	QTY	RATE	QTY	RATE	QTY	RATE	QTY	RATE	
1458QL	Oct-15	10,609	8,637	0	0.00%	0	0.00%	56	0.53%	16	0.15%	0	0.00%	0	0.00%	0	0.00%	1	<0.01%	22	0.21%	1	<0.01%	96	0.90%	27
1457Q	Oct-15	4,876	3,878	0	0.00%	0	0.00%	69	1.42%	23	0.47%	1	0.02%	0	0.00%	0	0.00%	0	0.00%	8	0.16%	4	0.08%	105	2.15%	37
1456Q	Oct-15	7,904	6,405	0	0.00%	0	0.00%	61	0.77%	16	0.20%	0	0.00%	0	0.00%	0	0.00%	0	0.00%	11	0.14%	2	0.03%	90	1.14%	43
1458Q	Nov-11	150,375	95,261	4	<0.01%	24	0.02%	1033	0.69%	480	0.32%	16	0.01%	0	0.00%	9	<0.01%	82	0.05%	198	0.13%	45	0.03%	1891	1.26%	712
1258T	May-10	47,764	23,337	1	<0.01%	37	0.08%	218	0.46%	218	0.46%	23	0.05%	3	<0.01%	13	0.03%	63	0.13%	76	0.16%	11	0.02%	663	1.39%	218
1156T	Jul-07	27,665	9,903	1	<0.01%	8	0.03%	144	0.52%	221	0.80%	20	0.07%	0	0.00%	50	0.18%	64	0.23%	92	0.33%	8	0.03%	608	2.20%	169
1158T	Jul-07	15,341	5,573	1	<0.01%	5	0.03%	100	0.65%	143	0.93%	3	0.02%	1	<0.01%	35	0.23%	26	0.17%	34	0.22%	8	0.05%	356	2.32%	120
1058T	Feb-06	9,954	2,895	0	0.00%	7	0.07%	33	0.33%	91	0.91%	3	0.03%	2	0.02%	32	0.32%	19	0.19%	25	0.25%	3	0.03%	215	2.16%	38
1056T	Apr-05	32,338	8,447	0	0.00%	11	0.03%	172	0.53%	280	0.87%	23	0.07%	1	<0.01%	110	0.34%	63	0.19%	107	0.33%	27	0.08%	794	2.46%	205
1056K	Jun-04	7,874	1,732	0	0.00%	8	0.10%	36	0.46%	77	0.98%	2	0.03%	0	0.00%	6	0.08%	7	0.09%	32	0.41%	11	0.14%	179	2.27%	52

Definitions of observations and complications can be found on [page 7](#).

Left-Heart Leads

US Malfunction Summary

MODELS	REGISTERED US IMPLANTS	PERCENT RETURNED FOR ANALYSIS	CONDUCTOR FRACTURE		INSULATION BREACH		CRIMPS, WELDS & BONDS		OTHER		EXTRINSIC FACTORS		TOTAL	
			QTY	RATE	QTY	RATE	QTY	RATE	QTY	RATE	QTY	RATE	QTY	RATE
1458QL	10,609	5.00%	0	0.00%	0	0.00%	0	0.00%	0	0.00%	26	0.25%	26	0.25%
1457Q	4,876	7.30%	0	0.00%	0	0.00%	0	0.00%	0	0.00%	43	0.88%	43	0.88%
1456Q	7,904	8.40%	0	0.00%	0	0.00%	0	0.00%	1	0.01%	43	0.54%	44	0.56%
1458Q	150,375	6.70%	10	<0.01%	6	<0.01%	0	0.00%	13	<0.01%	683	0.45%	712	0.47%
1258T	47,764	11.70%	8	0.02%	4	<0.01%	0	0.00%	1	<0.01%	231	0.48%	244	0.51%
1156T	27,665	9.50%	7	0.03%	90	0.33%	0	0.00%	0	0.00%	132	0.48%	229	0.83%
1158T	15,341	10.50%	5	0.03%	56	0.37%	1	<0.01%	0	0.00%	89	0.58%	151	0.98%
1058T	9,954	10.30%	2	0.02%	26	0.26%	0	0.00%	1	0.01%	30	0.30%	59	0.59%
1056T	32,338	9.90%	6	0.02%	89	0.28%	0	0.00%	1	<0.01%	161	0.50%	257	0.79%
1056K	7,874	15.60%	3	0.04%	2	0.03%	0	0.00%	0	0.00%	53	0.67%	58	0.74%

Definitions of malfunction categories can be found on [pages 8-9](#).

Left-Heart Leads

Worldwide Malfunction Summary

MODELS	WORLDWIDE SALES	PERCENT RETURNED FOR ANALYSIS	CONDUCTOR FRACTURE		INSULATION BREACH		CRIMPS, WELDS & BONDS		OTHER		EXTRINSIC FACTORS		TOTAL	
			QTY	RATE	QTY	RATE	QTY	RATE	QTY	RATE	QTY	RATE	QTY	RATE
1458QL	21,938	2.43%	0	0.00%	0	0.00%	0	0.00%	1	<0.01%	34	0.15%	35	0.16%
1457Q	14,956	2.37%	0	0.00%	0	0.00%	0	0.00%	0	0.00%	54	0.36%	54	0.36%
1456Q	21,534	3.06%	0	0.00%	0	0.00%	0	0.00%	1	<0.01%	59	0.27%	60	0.28%
1458Q	323,304	3.45%	27	0.01%	11	<0.01%	0	0.00%	26	0.01%	1015	0.31%	1079	0.33%
1258T	176,214	3.87%	48	0.03%	10	0.01%	0	0.00%	5	<0.01%	409	0.23%	472	0.27%

Definitions of malfunction categories can be found on [pages 8-9](#).

Left-Heart Leads

Actively Monitored Study Data Summary

QUALIFYING COMPLICATIONS

MODELS	NUMBER OF DEVICES ENROLLED	ACTIVE DEVICES ENROLLED	CUMULATIVE MONTHS OF FOLLOW-UP	ABNORMAL PACING IMPEDANCE		CARDIAC PERFORATION		CONDUCTOR FRACTURE		EXTRACARDIAC STIMULATION		FAILURE TO CAPTURE		FAILURE TO SENSE		INSULATION BREACH		LEAD DISLODGE MENT		OVERSENSING		PERICARDIAL EFFUSION		SKIN EROSION		TOTAL			
				QTY	RATE	QTY	RATE	QTY	RATE	QTY	RATE	QTY	RATE	QTY	RATE	QTY	RATE	QTY	RATE	QTY	RATE	QTY	RATE	QTY	RATE	QTY	RATE	QTY	RATE
1458Q	2,154	902	101,090	1	0.05%	0	0.00%	0	0.00%	3	0.14%	9	0.42%	0	0.00%	0	0.00%	38	1.76%	1	0.05%	0	0.00%	0	0.00%	0	0.00%	52	2.41%
1258T	2,371	950	129,433	7	0.30%	0	0.00%	3	0.13%	56	2.36%	49	2.07%	0	0.00%	1	0.04%	52	2.19%	0	0.00%	0	0.00%	0	0.00%	0	0.00%	168	7.09%
1156T	987	202	52,273	1	0.10%	0	0.00%	0	0.00%	18	1.82%	10	1.01%	0	0.00%	1	0.10%	28	2.84%	0	0.00%	0	0.00%	0	0.00%	58	5.88%		
1158T	553	83	26,451	0	0.00%	0	0.00%	0	0.00%	9	1.63%	10	1.81%	0	0.00%	1	0.18%	7	1.27%	0	0.00%	0	0.00%	1	0.18%	28	5.06%		
1058T	111	12	5,726	0	0.00%	0	0.00%	0	0.00%	0	0.00%	4	3.60%	0	0.00%	0	0.00%	0	0.00%	0	0.00%	0	0.00%	0	0.00%	4	3.60%		
1056T	319	37	15,138	1	0.31%	0	0.00%	0	0.00%	2	0.63%	4	1.25%	0	0.00%	0	0.00%	5	1.57%	0	0.00%	0	0.00%	0	0.00%	12	3.76%		

MALFUNCTIONS

MODELS	NUMBER OF DEVICES ENROLLED	PERCENT RETURNED FOR ANALYSIS	CONDUCTOR FRACTURE		INSULATION BREACH		CRIMPS, WELDS & BONDS		OTHER		EXTRINSIC FACTORS		TOTAL	
			QTY	RATE	QTY	RATE	QTY	RATE	QTY	RATE	QTY	RATE	QTY	RATE
1458Q	2,154	5.80%	0	0.00%	0	0.00%	0	0.00%	0	0.00%	22	1.02%	22	1.02%
1258T	2,371	6.60%	1	0.04%	0	0.00%	0	0.00%	0	0.00%	39	1.64%	40	1.69%
1156T	987	9.20%	0	0.00%	3	0.30%	0	0.00%	0	0.00%	20	2.03%	23	2.33%
1158T	553	5.80%	0	0.00%	1	0.18%	0	0.00%	0	0.00%	7	1.27%	8	1.45%
1058T	111	6.30%	0	0.00%	0	0.00%	0	0.00%	0	0.00%	0	0.00%	0	0.00%
1056T	319	7.50%	0	0.00%	1	0.31%	0	0.00%	0	0.00%	4	1.25%	5	1.57%

A list of complications can be found on [page 12](#).

Definitions of malfunction categories can be found on [pages 8-9](#).

DUAL-CHAMBER
Implantable Cardioverter
Defibrillator (ICD) Devices

Dual-Chamber Implantable Cardioverter Defibrillator (ICD) Devices

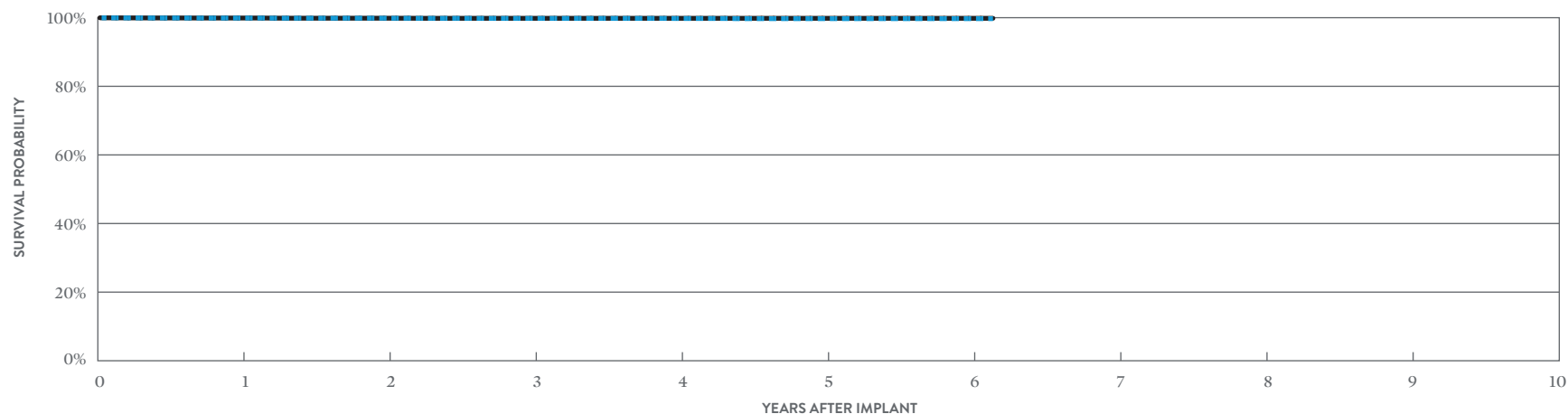
CUSTOMER REPORTED PERFORMANCE DATA

Ellipse™ DR

MODEL CD2411-36Q*

US Regulatory Approval	June 2013
Registered US Implants	25,115
Estimated Active US Implants	17,967
Estimated Longevity	(see table on page 122)
Normal Battery Depletion	4
Max. Delivered Energy	36 joules
Number of US Advisories (see pgs. 321, 322, 324)	Three

	MALFUNCTIONS W/ COMPROMISED THERAPY		MALFUNCTIONS W/O COMPROMISED THERAPY	
	QTY	RATE	QTY	RATE
Electrical Component	0	0.00%	2	<0.01%
Electrical Interconnect	1	<0.01%	0	0.00%
Battery	0	0.00%	0	0.00%
High Voltage Capacitor	2	<0.01%	1	<0.01%
Software/Firmware	1	<0.01%	0	0.00%
Mechanical	1	<0.01%	3	0.01%
Possible Early Battery Depletion	0	0.00%	1	<0.01%
Other	2	<0.01%	2	<0.01%
Total	7	0.03%	9	0.04%



INCLUDING NORMAL BATTERY DEPLETION

YEAR	1	2	3	4	5	6	AT 74 MONTHS
SURVIVAL PROBABILITY	99.89%	99.85%	99.79%	99.76%	99.71%	99.71%	99.71%
± 1 STANDARD ERROR	0.02%	0.03%	0.03%	0.03%	0.06%	0.06%	0.06%
SAMPLE SIZE	21,640	15,560	10,700	6,870	3,810	1,320	230

EXCLUDING NORMAL BATTERY DEPLETION

YEAR	1	2	3	4	5	6	AT 74 MONTHS
SURVIVAL PROBABILITY	99.90%	99.85%	99.82%	99.82%	99.82%	99.82%	99.82%
± 1 STANDARD ERROR	0.02%	0.03%	0.03%	0.03%	0.03%	0.03%	0.03%

*DF4-LLHH connector type.

Dual-Chamber Implantable Cardioverter Defibrillator (ICD) Devices

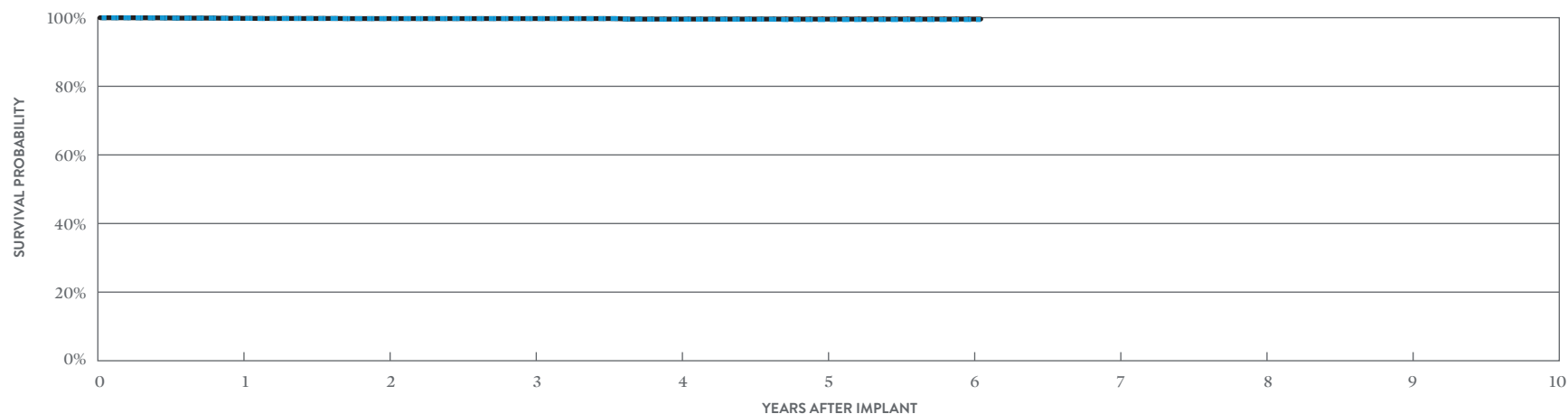
CUSTOMER REPORTED PERFORMANCE DATA

Ellipse™ DR

MODEL CD2411-36C*

US Regulatory Approval	June 2013
Registered US Implants	9,766
Estimated Active US Implants	6,457
Estimated Longevity	(see table on page 122)
Normal Battery Depletion	2
Max. Delivered Energy	36 joules
Number of US Advisories (see pgs. 321, 322, 324)	Three

	MALFUNCTIONS W/ COMPROMISED THERAPY		MALFUNCTIONS W/O COMPROMISED THERAPY	
	QTY	RATE	QTY	RATE
Electrical Component	3	0.03%	1	0.01%
Electrical Interconnect	0	0.00%	0	0.00%
Battery	0	0.00%	0	0.00%
High Voltage Capacitor	6	0.06%	1	0.01%
Software/Firmware	0	0.00%	0	0.00%
Mechanical	0	0.00%	1	0.01%
Possible Early Battery Depletion	0	0.00%	0	0.00%
Other	0	0.00%	0	0.00%
Total	9	0.09%	3	0.03%



INCLUDING NORMAL BATTERY DEPLETION

YEAR	1	2	3	4	5	6	AT 73 MONTHS
SURVIVAL PROBABILITY	99.82%	99.74%	99.74%	99.54%	99.44%	99.44%	99.44%
± 1 STANDARD ERROR	0.05%	0.06%	0.06%	0.09%	0.12%	0.12%	0.12%
SAMPLE SIZE	8,970	7,460	5,790	3,890	2,230	880	240

EXCLUDING NORMAL BATTERY DEPLETION

YEAR	1	2	3	4	5	6	AT 73 MONTHS
SURVIVAL PROBABILITY	99.82%	99.74%	99.74%	99.60%	99.60%	99.60%	99.60%
± 1 STANDARD ERROR	0.05%	0.06%	0.06%	0.08%	0.08%	0.08%	0.08%

*Parylene coating.

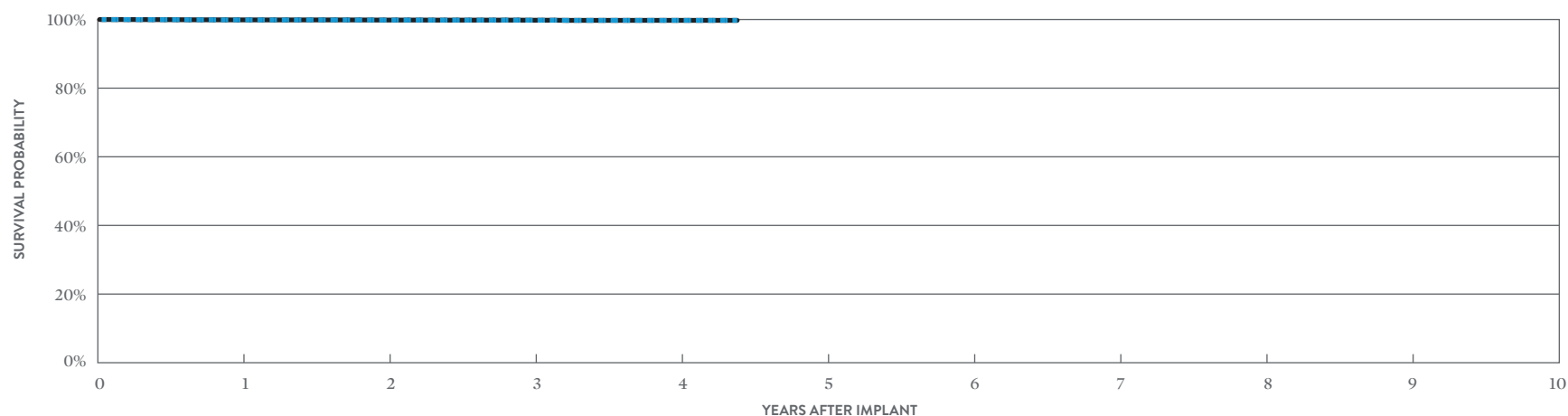
Dual-Chamber Implantable Cardioverter Defibrillator (ICD) Devices

CUSTOMER REPORTED PERFORMANCE DATA

Fortify Assura™ DR

MODEL CD2357-40Q* (NON-BATTERY ADVISORY POPULATION)

		MALFUNCTIONS W/ COMPROMISED THERAPY		MALFUNCTIONS W/O COMPROMISED THERAPY		
		QTY	RATE	QTY	RATE	
US Regulatory Approval	June 2013	Electrical Component	3	0.01%	3	0.01%
Registered US Implants	28,871	Electrical Interconnect	0	0.00%	0	0.00%
Estimated Active US Implants	22,124	Battery	1	<0.01%	1	<0.01%
Estimated Longevity	(see table on page 122)	High Voltage Capacitor	3	0.01%	0	0.00%
Normal Battery Depletion	2	Software/Firmware	0	0.00%	0	0.00%
Max. Delivered Energy	40 joules	Mechanical	0	0.00%	2	<0.01%
Number of US Advisories (see pg. 322)	One	Possible Early Battery Depletion	0	0.00%	1	<0.01%
		Other	5	0.02%	0	0.00%
		Total	12	0.04%	7	0.02%



INCLUDING NORMAL BATTERY DEPLETION

YEAR	1	2	3	4	AT 53 MONTHS
SURVIVAL PROBABILITY	99.87%	99.82%	99.77%	99.73%	99.73%
± 1 STANDARD ERROR	0.02%	0.03%	0.03%	0.05%	0.05%
SAMPLE SIZE	23,950	15,630	9,300	3,920	350

EXCLUDING NORMAL BATTERY DEPLETION

YEAR	1	2	3	4	AT 53 MONTHS
SURVIVAL PROBABILITY	99.89%	99.84%	99.79%	99.75%	99.75%
± 1 STANDARD ERROR	0.02%	0.03%	0.03%	0.05%	0.05%

*DF4-LLHH connector type.

Dual-Chamber Implantable Cardioverter Defibrillator (ICD) Devices

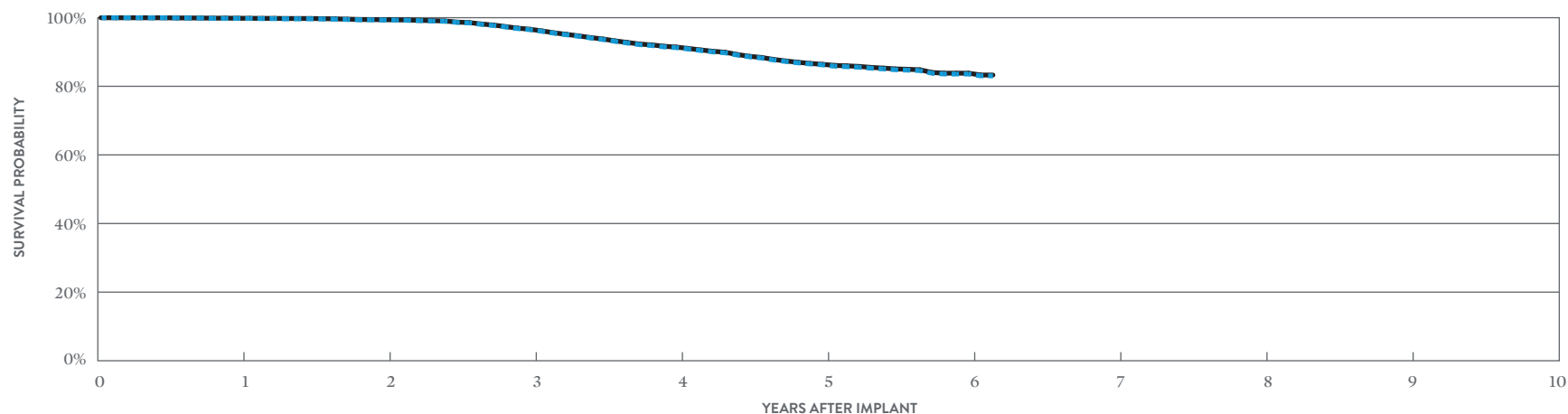
CUSTOMER REPORTED PERFORMANCE DATA

Fortify Assura™ DR

MODEL CD2357-40Q* (BATTERY ADVISORY POPULATION)

US Regulatory Approval	June 2013
Registered US Implants	12,263
Estimated Active US Implants	6,562
Estimated Longevity	(see table on page 122)
Normal Battery Depletion	8
Max. Delivered Energy	40 joules
Number of US Advisories (see pgs. 322, 323)	Three

	MALFUNCTIONS W/ COMPROMISED THERAPY		MALFUNCTIONS W/O COMPROMISED THERAPY	
	QTY	RATE	QTY	RATE
Electrical Component	3	0.02%	7	0.06%
Electrical Interconnect	1	<0.01%	0	0.00%
Battery	0	0.00%	12	0.10%
High Voltage Capacitor	0	0.00%	0	0.00%
Software/Firmware	0	0.00%	0	0.00%
Mechanical	0	0.00%	1	<0.01%
Possible Early Battery Depletion	62	0.51%	362	2.95%
Other	1	<0.01%	4	0.03%
Total	67	0.55%	386	3.15%



INCLUDING NORMAL BATTERY DEPLETION

YEAR	1	2	3	4	5	6	AT 74 MONTHS
SURVIVAL PROBABILITY	99.79%	99.32%	96.49%	91.26%	86.23%	83.58%	83.04%
± 1 STANDARD ERROR	0.04%	0.08%	0.18%	0.30%	0.39%	0.54%	0.66%
SAMPLE SIZE	11,520	10,160	8,980	7,790	5,360	1,950	250

EXCLUDING NORMAL BATTERY DEPLETION

YEAR	1	2	3	4	5	6	AT 74 MONTHS
SURVIVAL PROBABILITY	99.84%	99.40%	96.62%	91.43%	86.40%	83.82%	83.28%
± 1 STANDARD ERROR	0.04%	0.07%	0.18%	0.30%	0.39%	0.54%	0.66%

*DF4-LLHH connector type.

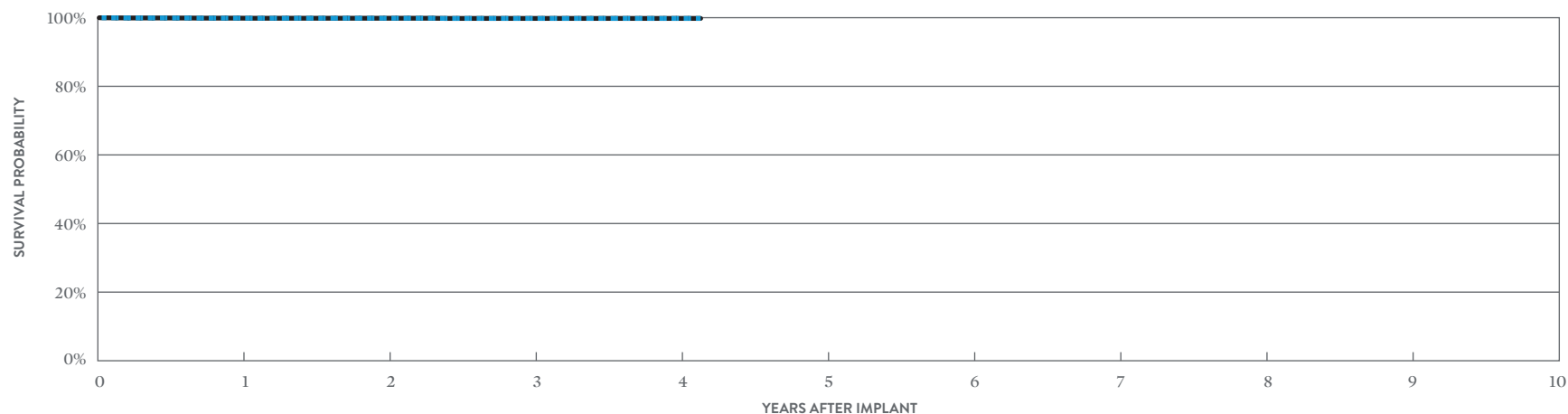
Dual-Chamber Implantable Cardioverter Defibrillator (ICD) Devices

CUSTOMER REPORTED PERFORMANCE DATA

Fortify Assura™ DR

MODEL CD2357-40C* (NON-BATTERY ADVISORY POPULATION)

		MALFUNCTIONS W/ COMPROMISED THERAPY		MALFUNCTIONS W/O COMPROMISED THERAPY		
		QTY	RATE	QTY	RATE	
US Regulatory Approval	June 2013	Electrical Component	2	0.02%	2	0.02%
Registered US Implants	8,256	Electrical Interconnect	0	0.00%	0	0.00%
Estimated Active US Implants	6,195	Battery	0	0.00%	0	0.00%
Estimated Longevity	(see table on page 122)	High Voltage Capacitor	1	0.01%	0	0.00%
Normal Battery Depletion	0	Software/Firmware	0	0.00%	0	0.00%
Max. Delivered Energy	40 joules	Mechanical	0	0.00%	2	0.02%
Number of US Advisories (see pg. 322)	One	Possible Early Battery Depletion	0	0.00%	0	0.00%
		Other	0	0.00%	0	0.00%
		Total	3	0.04%	4	0.05%



INCLUDING NORMAL BATTERY DEPLETION

YEAR	1	2	3	4	AT 50 MONTHS
SURVIVAL PROBABILITY	99.87%	99.84%	99.79%	99.79%	99.79%
± 1 STANDARD ERROR	0.04%	0.05%	0.06%	0.06%	0.06%
SAMPLE SIZE	7,430	5,840	3,880	1,510	260

EXCLUDING NORMAL BATTERY DEPLETION

YEAR	1	2	3	4	AT 50 MONTHS
SURVIVAL PROBABILITY	99.87%	99.84%	99.79%	99.79%	99.79%
± 1 STANDARD ERROR	0.04%	0.05%	0.06%	0.06%	0.06%

*Parylene coating.

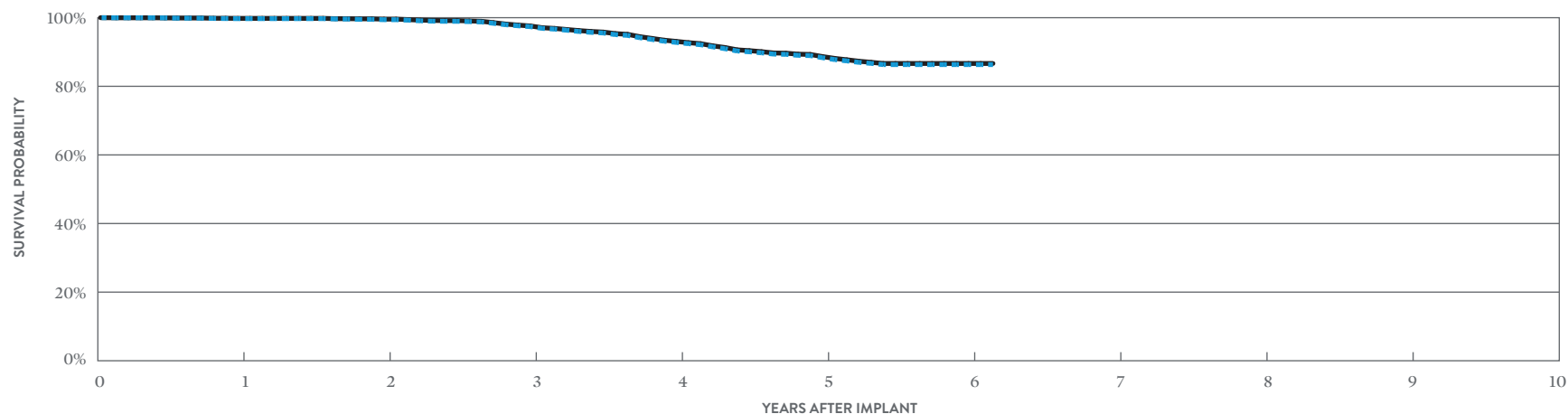
Dual-Chamber Implantable Cardioverter Defibrillator (ICD) Devices

CUSTOMER REPORTED PERFORMANCE DATA

Fortify Assura™ DR

MODEL CD2357-40C* (BATTERY ADVISORY POPULATION)

		MALFUNCTIONS W/ COMPROMISED THERAPY		MALFUNCTIONS W/O COMPROMISED THERAPY		
		QTY	RATE	QTY	RATE	
US Regulatory Approval	June 2013	Electrical Component	3	0.04%	1	0.01%
Registered US Implants	6,956	Electrical Interconnect	2	0.03%	1	0.01%
Estimated Active US Implants	3,670	Battery	1	0.01%	5	0.07%
Estimated Longevity	(see table on page 122)	High Voltage Capacitor	0	0.00%	0	0.00%
Normal Battery Depletion	8	Software/Firmware	0	0.00%	0	0.00%
Max. Delivered Energy	40 joules	Mechanical	0	0.00%	0	0.00%
Number of US Advisories (see pgs. 322, 323)	Three	Possible Early Battery Depletion	28	0.40%	165	2.37%
		Other	2	0.03%	1	0.01%
		Total	36	0.52%	173	2.49%



INCLUDING NORMAL BATTERY DEPLETION

YEAR	1	2	3	4	5	6	AT 74 MONTHS
SURVIVAL PROBABILITY	99.72%	99.41%	97.39%	92.79%	88.33%	86.32%	86.32%
± 1 STANDARD ERROR	0.06%	0.09%	0.21%	0.37%	0.48%	0.59%	0.59%
SAMPLE SIZE	6,540	5,760	5,080	4,310	2,970	1,180	210

EXCLUDING NORMAL BATTERY DEPLETION

YEAR	1	2	3	4	5	6	AT 74 MONTHS
SURVIVAL PROBABILITY	99.80%	99.58%	97.59%	93.08%	88.66%	86.65%	86.65%
± 1 STANDARD ERROR	0.05%	0.07%	0.20%	0.36%	0.48%	0.59%	0.59%

*Parylene coating.

Dual-Chamber Implantable Cardioverter Defibrillator (ICD) Devices

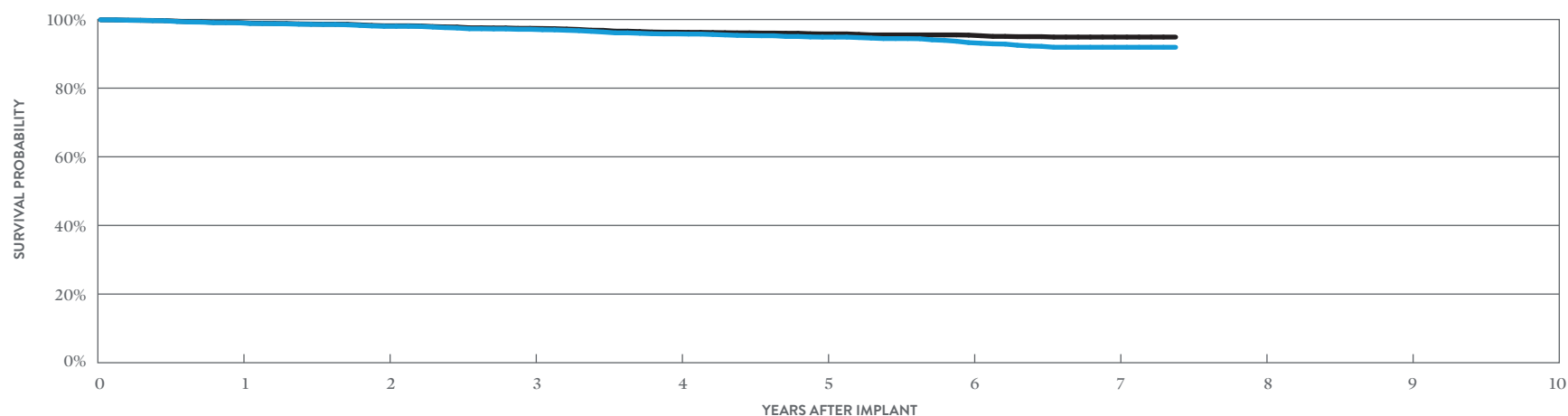
CUSTOMER REPORTED PERFORMANCE DATA

Ellipse™ DR

MODEL CD2311-36Q*

US Regulatory Approval	May 2012
Registered US Implants	5,898
Estimated Active US Implants	2,865
Estimated Longevity	(see table on page 122)
Normal Battery Depletion	37
Max. Delivered Energy	36 joules
Number of US Advisories (see pgs. 322, 324)	Two

	MALFUNCTIONS W/ COMPROMISED THERAPY		MALFUNCTIONS W/O COMPROMISED THERAPY	
	QTY	RATE	QTY	RATE
Electrical Component	3	0.05%	5	0.08%
Electrical Interconnect	0	0.00%	0	0.00%
Battery	0	0.00%	0	0.00%
High Voltage Capacitor	64	1.09%	8	0.14%
Software/Firmware	1	0.02%	0	0.00%
Mechanical	2	0.03%	3	0.05%
Possible Early Battery Depletion	0	0.00%	0	0.00%
Other	5	0.08%	2	0.03%
Total	75	1.27%	18	0.31%



INCLUDING NORMAL BATTERY DEPLETION

YEAR	1	2	3	4	5	6	7	AT 89 MONTHS
SURVIVAL PROBABILITY	99.04%	98.02%	97.14%	95.81%	94.87%	93.27%	91.91%	91.91%
± 1 STANDARD ERROR	0.13%	0.19%	0.24%	0.29%	0.33%	0.38%	0.46%	0.46%
SAMPLE SIZE	5,540	4,930	4,440	4,000	3,630	3,100	1,770	300

EXCLUDING NORMAL BATTERY DEPLETION

YEAR	1	2	3	4	5	6	7	AT 89 MONTHS
SURVIVAL PROBABILITY	99.13%	98.17%	97.42%	96.30%	95.80%	95.45%	94.88%	94.88%
± 1 STANDARD ERROR	0.12%	0.18%	0.22%	0.28%	0.30%	0.31%	0.35%	0.35%

*DF4-LLHH connector type.

Dual-Chamber Implantable Cardioverter Defibrillator (ICD) Devices

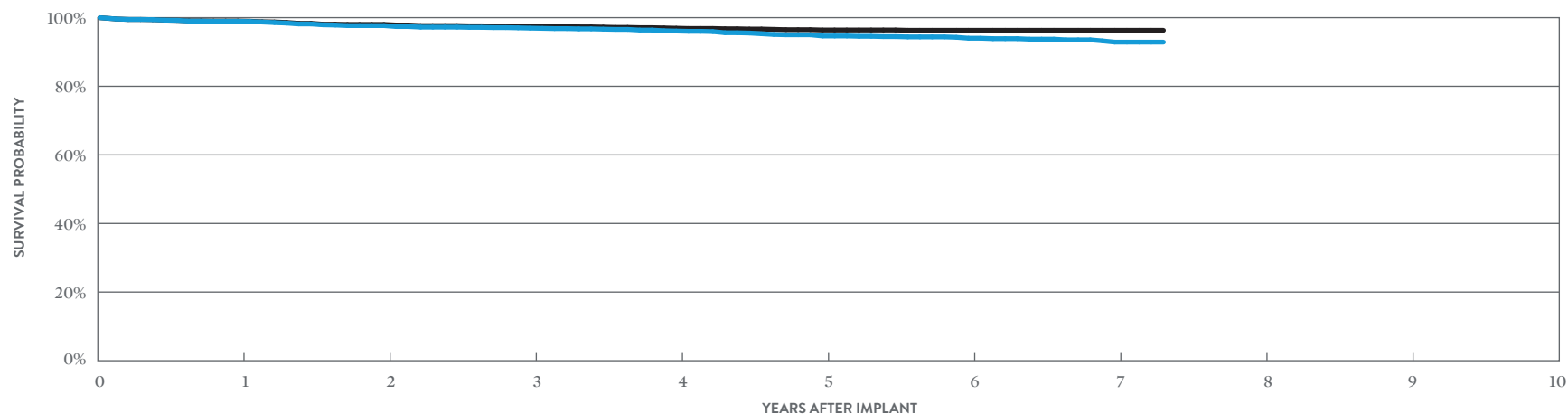
CUSTOMER REPORTED PERFORMANCE DATA

Ellipse™ DR

MODEL CD2311-36

US Regulatory Approval	May 2012
Registered US Implants	3,747
Estimated Active US Implants	1,826
Estimated Longevity	(see table on page 122)
Normal Battery Depletion	27
Max. Delivered Energy	36 joules
Number of US Advisories (see pgs. 322, 324)	Two

	MALFUNCTIONS W/ COMPROMISED THERAPY		MALFUNCTIONS W/O COMPROMISED THERAPY	
	QTY	RATE	QTY	RATE
Electrical Component	5	0.13%	4	0.11%
Electrical Interconnect	0	0.00%	0	0.00%
Battery	0	0.00%	0	0.00%
High Voltage Capacitor	22	0.59%	5	0.13%
Software/Firmware	0	0.00%	0	0.00%
Mechanical	4	0.11%	3	0.08%
Possible Early Battery Depletion	0	0.00%	0	0.00%
Other	5	0.13%	1	0.03%
Total	36	0.96%	13	0.35%



INCLUDING NORMAL BATTERY DEPLETION

YEAR	1	2	3	4	5	6	7	AT 88 MONTHS
SURVIVAL PROBABILITY	98.94%	97.69%	96.96%	96.11%	94.67%	94.02%	92.88%	92.88%
± 1 STANDARD ERROR	0.17%	0.26%	0.30%	0.35%	0.41%	0.44%	0.54%	0.59%
SAMPLE SIZE	3,520	3,120	2,790	2,510	2,270	1,920	1,080	240

EXCLUDING NORMAL BATTERY DEPLETION

YEAR	1	2	3	4	5	6	7	AT 88 MONTHS
SURVIVAL PROBABILITY	99.03%	98.03%	97.47%	96.93%	96.41%	96.32%	96.32%	96.32%
± 1 STANDARD ERROR	0.16%	0.24%	0.28%	0.30%	0.34%	0.35%	0.35%	0.35%

Dual-Chamber Implantable Cardioverter Defibrillator (ICD) Devices

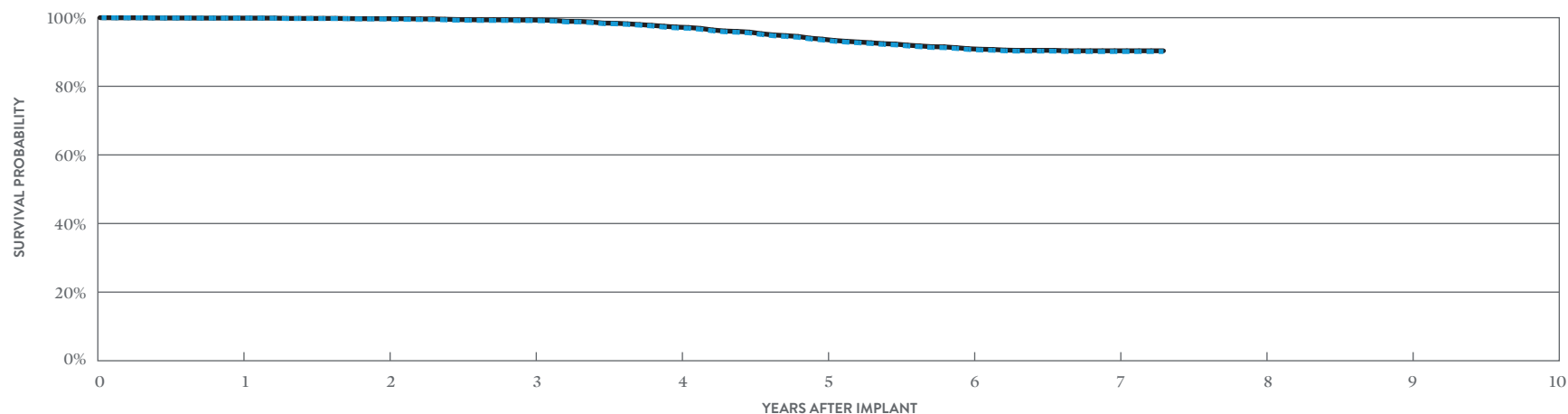
CUSTOMER REPORTED PERFORMANCE DATA

Fortify Assura™ DR

MODEL CD2257-40Q* (BATTERY ADVISORY POPULATION)

US Regulatory Approval	May 2012
Registered US Implants	6,798
Estimated Active US Implants	3,232
Estimated Longevity	(see table on page 122)
Normal Battery Depletion	5
Max. Delivered Energy	40 joules
Number of US Advisories (see pgs. 322, 323)	Three

	MALFUNCTIONS W/ COMPROMISED THERAPY		MALFUNCTIONS W/O COMPROMISED THERAPY	
	QTY	RATE	QTY	RATE
Electrical Component	5	0.07%	2	0.03%
Electrical Interconnect	0	0.00%	0	0.00%
Battery	1	0.01%	2	0.03%
High Voltage Capacitor	0	0.00%	0	0.00%
Software/Firmware	0	0.00%	1	0.01%
Mechanical	0	0.00%	1	0.01%
Possible Early Battery Depletion	25	0.37%	121	1.78%
Other	3	0.04%	1	0.01%
Total	34	0.50%	128	1.88%



INCLUDING NORMAL BATTERY DEPLETION

YEAR	1	2	3	4	5	6	7	AT 88 MONTHS
SURVIVAL PROBABILITY	99.88%	99.63%	99.15%	97.01%	93.49%	90.72%	90.12%	90.12%
± 1 STANDARD ERROR	0.04%	0.08%	0.12%	0.24%	0.36%	0.44%	0.47%	0.47%
SAMPLE SIZE	6,390	5,670	5,080	4,520	4,000	3,360	1,770	240

EXCLUDING NORMAL BATTERY DEPLETION

YEAR	1	2	3	4	5	6	7	AT 88 MONTHS
SURVIVAL PROBABILITY	99.88%	99.72%	99.33%	97.26%	93.73%	90.95%	90.35%	90.35%
± 1 STANDARD ERROR	0.04%	0.07%	0.11%	0.23%	0.36%	0.44%	0.47%	0.47%

*DF4-LLHH connector type.

Dual-Chamber Implantable Cardioverter Defibrillator (ICD) Devices

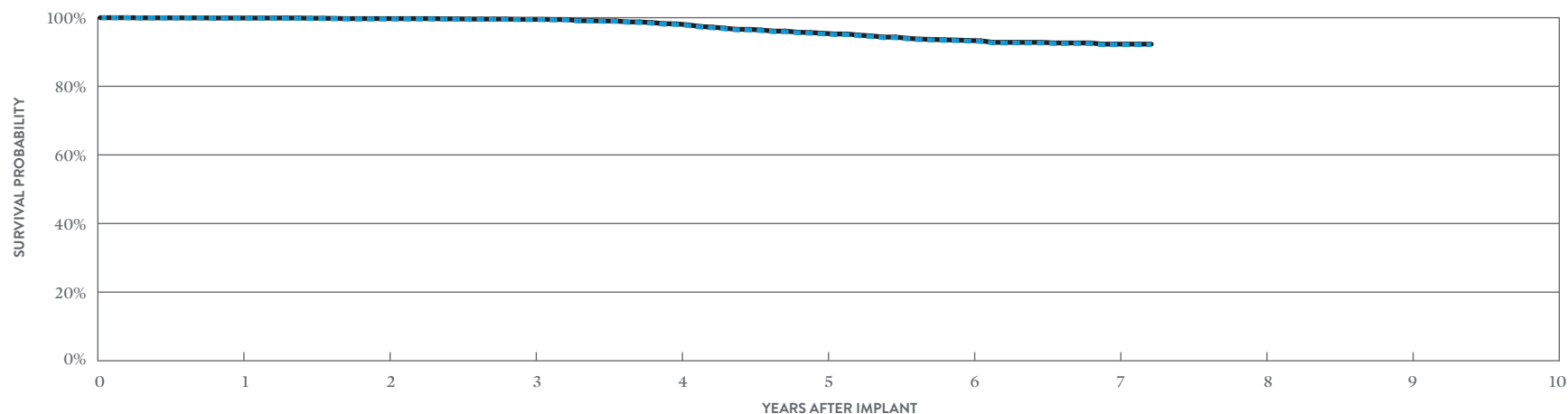
CUSTOMER REPORTED PERFORMANCE DATA

Fortify Assura™ DR

MODEL CD2257-40 (BATTERY ADVISORY POPULATION)

US Regulatory Approval	May 2012
Registered US Implants	4,235
Estimated Active US Implants	1,963
Estimated Longevity	(see table on page 122)
Normal Battery Depletion	3
Max. Delivered Energy	40 joules
Number of US Advisories (see pgs. 322, 323)	Three

	MALFUNCTIONS W/ COMPROMISED THERAPY		MALFUNCTIONS W/O COMPROMISED THERAPY	
	QTY	RATE	QTY	RATE
Electrical Component	2	0.05%	0	0.00%
Electrical Interconnect	0	0.00%	0	0.00%
Battery	1	0.02%	4	0.09%
High Voltage Capacitor	1	0.02%	0	0.00%
Software/Firmware	0	0.00%	1	0.02%
Mechanical	0	0.00%	0	0.00%
Possible Early Battery Depletion	12	0.28%	52	1.23%
Other	0	0.00%	2	0.05%
Total	16	0.38%	59	1.39%



INCLUDING NORMAL BATTERY DEPLETION

YEAR	1	2	3	4	5	6	7	AT 87 MONTHS
SURVIVAL PROBABILITY	99.85%	99.62%	99.43%	98.02%	95.29%	93.19%	92.12%	92.12%
± 1 STANDARD ERROR	0.06%	0.10%	0.13%	0.25%	0.40%	0.50%	0.59%	0.59%
SAMPLE SIZE	3,980	3,530	3,140	2,770	2,440	2,050	1,110	260

EXCLUDING NORMAL BATTERY DEPLETION

YEAR	1	2	3	4	5	6	7	AT 87 MONTHS
SURVIVAL PROBABILITY	99.90%	99.73%	99.53%	98.20%	95.46%	93.36%	92.29%	92.29%
± 1 STANDARD ERROR	0.05%	0.09%	0.12%	0.24%	0.39%	0.49%	0.59%	0.59%

Dual-Chamber Implantable Cardioverter Defibrillator (ICD) Devices

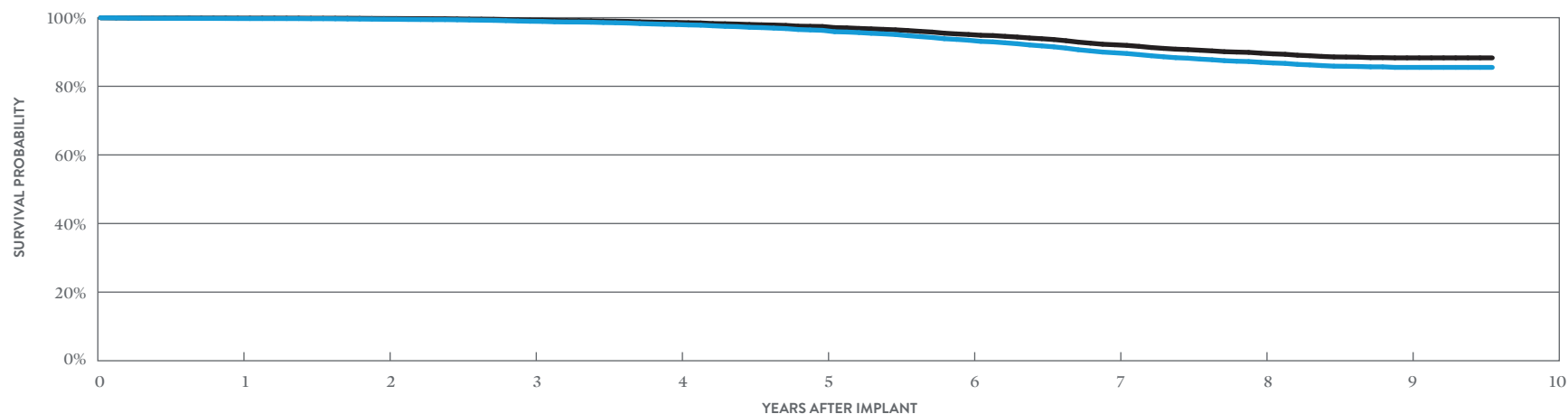
CUSTOMER REPORTED PERFORMANCE DATA

Fortify™ DR

MODEL CD2231-40Q* (BATTERY ADVISORY POPULATION)

US Regulatory Approval	May 2010
Registered US Implants	26,870
Estimated Active US Implants	10,140
Estimated Longevity	(see table on page 122)
Normal Battery Depletion	180
Max. Delivered Energy	40 joules
Number of US Advisories (see pgs. 322, 323)	Three

	MALFUNCTIONS W/ COMPROMISED THERAPY		MALFUNCTIONS W/O COMPROMISED THERAPY	
	QTY	RATE	QTY	RATE
Electrical Component	9	0.03%	9	0.03%
Electrical Interconnect	3	0.01%	2	<0.01%
Battery	28	0.10%	54	0.20%
High Voltage Capacitor	5	0.02%	2	<0.01%
Software/Firmware	1	<0.01%	2	<0.01%
Mechanical	0	0.00%	0	0.00%
Possible Early Battery Depletion	159	0.59%	334	1.24%
Other	16	0.06%	6	0.02%
Total	221	0.82%	409	1.52%



INCLUDING NORMAL BATTERY DEPLETION

YEAR	1	2	3	4	5	6	7	8	9	AT 115 MONTHS
SURVIVAL PROBABILITY	99.75%	99.54%	98.95%	98.01%	96.32%	93.43%	89.77%	86.99%	85.51%	85.51%
± 1 STANDARD ERROR	0.03%	0.04%	0.07%	0.10%	0.14%	0.19%	0.24%	0.28%	0.32%	0.32%
SAMPLE SIZE	25,190	22,290	20,070	18,100	16,240	14,460	12,600	9,410	4,740	260

EXCLUDING NORMAL BATTERY DEPLETION

YEAR	1	2	3	4	5	6	7	8	9	AT 115 MONTHS
SURVIVAL PROBABILITY	99.87%	99.76%	99.31%	98.61%	97.43%	95.10%	92.10%	89.65%	88.29%	88.29%
± 1 STANDARD ERROR	0.02%	0.03%	0.05%	0.08%	0.12%	0.17%	0.22%	0.26%	0.30%	0.30%

*DF4-LLHH connector type.

Dual-Chamber Implantable Cardioverter Defibrillator (ICD) Devices

ACTIVELY MONITORED STUDY DATA

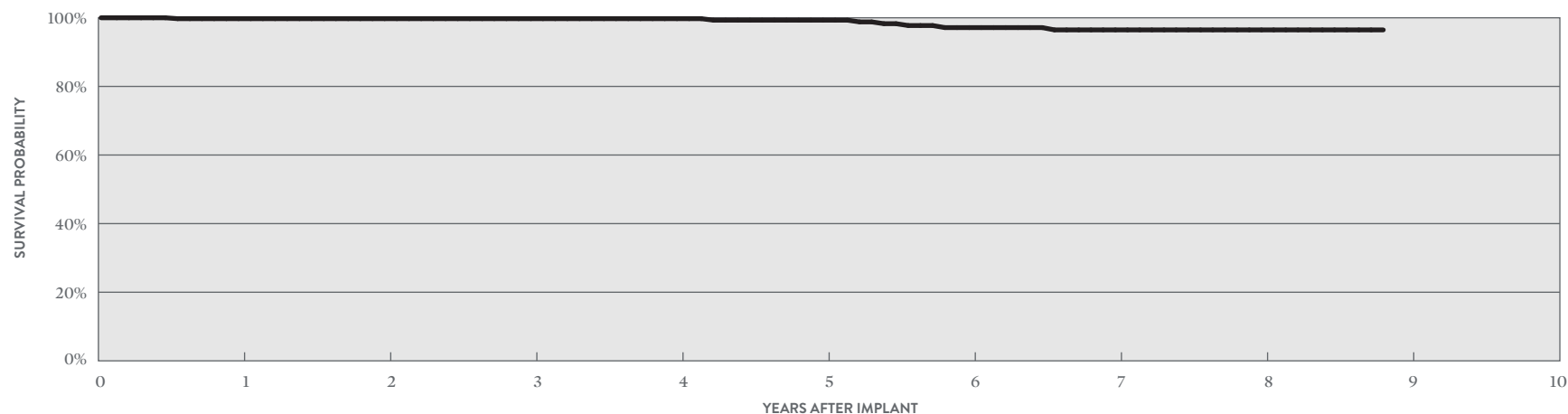
Fortify™ DR

MODEL CD2231-40Q*

US Regulatory Approval	May 2010
Number of Devices Enrolled in Study	390
Active Devices Enrolled in Study	103
Cumulative Months of Follow-up	24,158
Estimated Longevity	(see table on page 122)
Max. Delivered Energy	40 joules

QUALIFYING COMPLICATIONS	QTY	RATE
Premature Battery Depletion	7	1.79%

	MALFUNCTIONS W/ COMPROMISED THERAPY		MALFUNCTIONS W/O COMPROMISED THERAPY	
	QTY	RATE	QTY	RATE
Electrical Component	0	0.00%	0	0.00%
Electrical Interconnect	0	0.00%	0	0.00%
Battery	1	0.26%	1	0.26%
High Voltage Capacitor	0	0.00%	0	0.00%
Software/Firmware	0	0.00%	0	0.00%
Mechanical	0	0.00%	0	0.00%
Possible Early Battery Depletion	2	0.51%	5	1.28%
Other	1	0.26%	0	0.00%
Total	4	1.03%	6	1.54%



ACTIVELY MONITORED STUDY DATA

YEAR	1	2	3	4	5	6	7	8	AT 106 MONTHS
SURVIVAL PROBABILITY	99.74%	99.74%	99.74%	99.74%	99.31%	97.14%	96.47%	96.47%	96.47%
± 1 STANDARD ERROR	0.26%	0.26%	0.26%	0.26%	0.50%	1.18%	1.35%	1.35%	1.35%
SAMPLE SIZE	380	340	300	260	220	180	150	130	60

*DF4-LLHH connector type.

Dual-Chamber Implantable Cardioverter Defibrillator (ICD) Devices

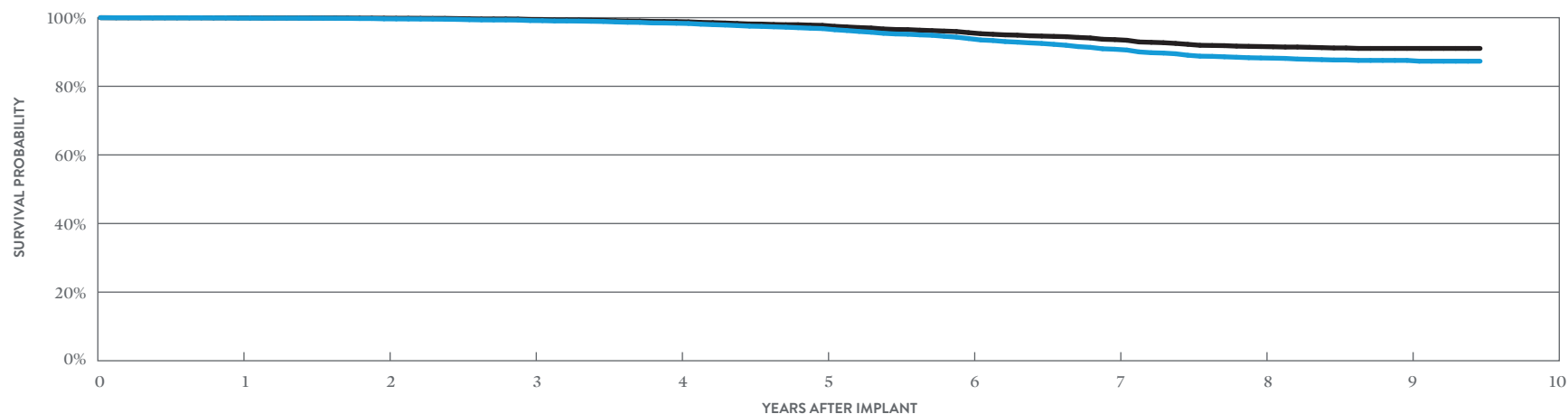
CUSTOMER REPORTED PERFORMANCE DATA

Fortify™ DR

MODEL CD2231-40 (BATTERY ADVISORY POPULATION)

US Regulatory Approval	May 2010
Registered US Implants	12,095
Estimated Active US Implants	4,340
Estimated Longevity	(see table on page 122)
Normal Battery Depletion	92
Max. Delivered Energy	40 joules
Number of US Advisories (see pgs. 322, 323)	Three

	MALFUNCTIONS W/ COMPROMISED THERAPY		MALFUNCTIONS W/O COMPROMISED THERAPY	
	QTY	RATE	QTY	RATE
Electrical Component	8	0.07%	3	0.02%
Electrical Interconnect	1	<0.01%	0	0.00%
Battery	5	0.04%	9	0.07%
High Voltage Capacitor	8	0.07%	1	<0.01%
Software/Firmware	0	0.00%	0	0.00%
Mechanical	0	0.00%	1	<0.01%
Possible Early Battery Depletion	58	0.48%	110	0.91%
Other	5	0.04%	5	0.04%
Total	85	0.70%	129	1.07%



INCLUDING NORMAL BATTERY DEPLETION

YEAR	1	2	3	4	5	6	7	8	9	AT 114 MONTHS
SURVIVAL PROBABILITY	99.88%	99.66%	99.16%	98.38%	96.82%	93.92%	90.80%	88.26%	87.55%	87.32%
± 1 STANDARD ERROR	0.02%	0.05%	0.09%	0.13%	0.20%	0.27%	0.36%	0.42%	0.45%	0.48%
SAMPLE SIZE	11,300	9,900	8,780	7,800	6,930	6,110	5,270	3,790	1,780	220

EXCLUDING NORMAL BATTERY DEPLETION

YEAR	1	2	3	4	5	6	7	8	9	AT 114 MONTHS
SURVIVAL PROBABILITY	99.95%	99.86%	99.48%	98.86%	97.76%	95.64%	93.61%	91.59%	91.04%	91.04%
± 1 STANDARD ERROR	0.02%	0.03%	0.07%	0.11%	0.17%	0.23%	0.30%	0.36%	0.40%	0.40%

Dual-Chamber Implantable Cardioverter Defibrillator (ICD) Devices

ACTIVELY MONITORED STUDY DATA

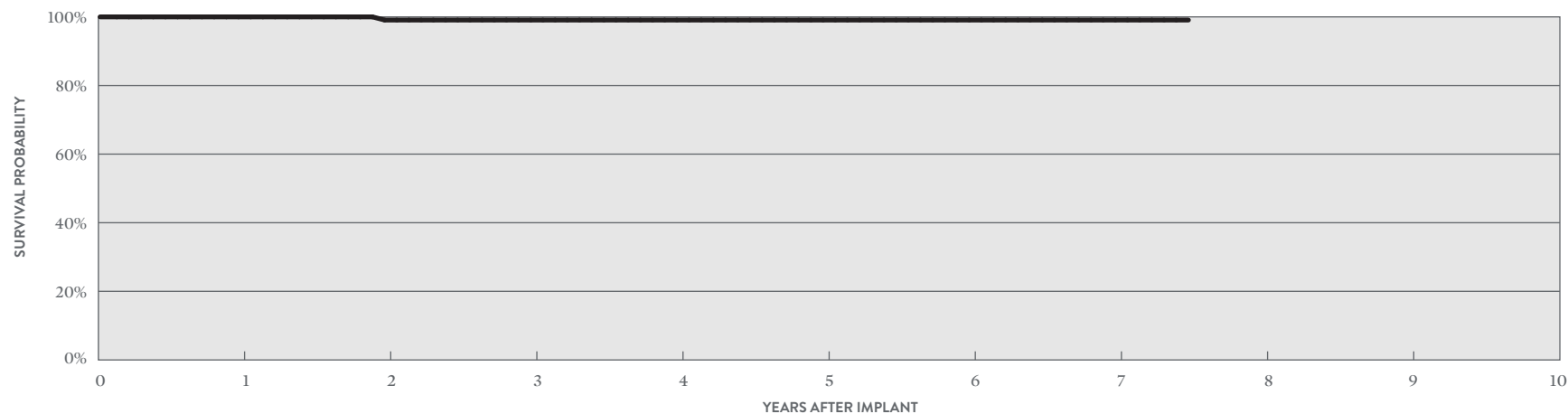
Fortify™ DR

MODEL CD2231-40

US Regulatory Approval	May 2010
Number of Devices Enrolled in Study	175
Active Devices Enrolled in Study	47
Cumulative Months of Follow-up	8,830
Estimated Longevity	(see table on page 122)
Max. Delivered Energy	40 joules

QUALIFYING COMPLICATIONS	QTY	RATE
Premature Battery Depletion	1	0.57%

	MALFUNCTIONS W/ COMPROMISED THERAPY		MALFUNCTIONS W/O COMPROMISED THERAPY	
	QTY	RATE	QTY	RATE
Electrical Component	0	0.00%	0	0.00%
Electrical Interconnect	0	0.00%	0	0.00%
Battery	0	0.00%	0	0.00%
High Voltage Capacitor	0	0.00%	0	0.00%
Software/Firmware	0	0.00%	0	0.00%
Mechanical	0	0.00%	0	0.00%
Possible Early Battery Depletion	1	0.57%	3	1.71%
Other	0	0.00%	0	0.00%
Total	1	0.57%	3	1.71%



ACTIVELY MONITORED STUDY DATA

YEAR	1	2	3	4	5	6	7	AT 90 MONTHS
SURVIVAL PROBABILITY	100.00%	99.08%	99.08%	99.08%	99.08%	99.08%	99.08%	99.08%
± 1 STANDARD ERROR	0.00%	0.00%	0.91%	0.91%	0.91%	0.91%	0.91%	0.91%
SAMPLE SIZE	160	130	100	80	70	60	60	50

Dual-Chamber Implantable Cardioverter Defibrillator (ICD) Devices

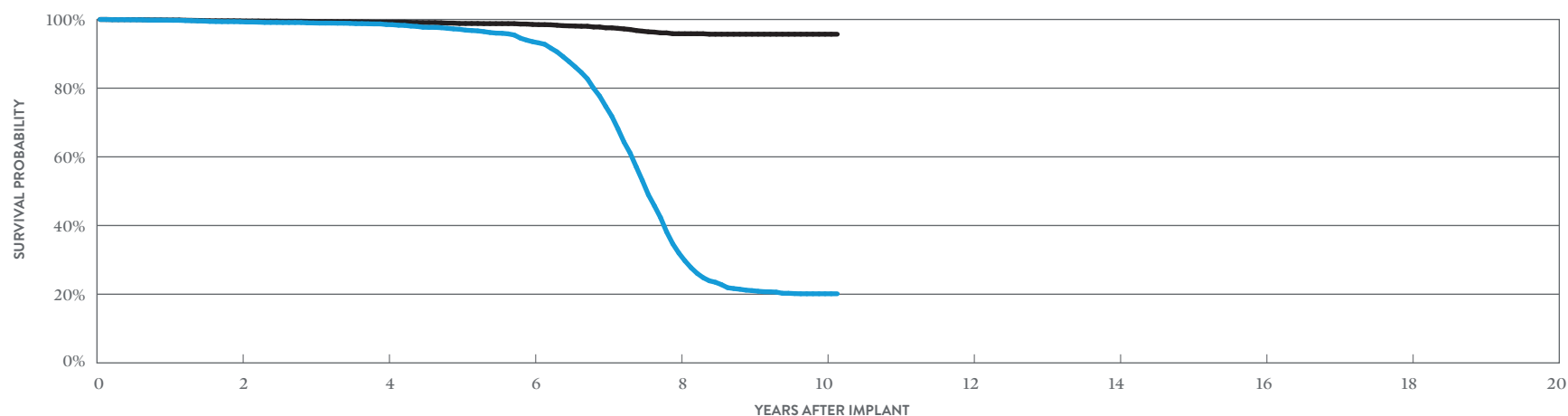
CUSTOMER REPORTED PERFORMANCE DATA

Current™ + DR

MODEL CD2211-36Q*

US Regulatory Approval	February 2009
Registered US Implants	8,148
Estimated Active US Implants	1,251
Estimated Longevity	(see table on page 122)
Normal Battery Depletion	1,445
Max. Delivered Energy	36 joules
Number of US Advisories (see pg. 322)	One

	MALFUNCTIONS W/ COMPROMISED THERAPY		MALFUNCTIONS W/O COMPROMISED THERAPY	
	QTY	RATE	QTY	RATE
Electrical Component	6	0.07%	6	0.07%
Electrical Interconnect	0	0.00%	0	0.00%
Battery	6	0.07%	8	0.10%
High Voltage Capacitor	3	0.04%	0	0.00%
Software/Firmware	1	0.01%	21	0.26%
Mechanical	0	0.00%	2	0.02%
Possible Early Battery Depletion	4	0.05%	3	0.04%
Other	5	0.06%	5	0.06%
Total	25	0.31%	45	0.55%



INCLUDING NORMAL BATTERY DEPLETION

YEAR	2	4	6	8	10	AT 122 MONTHS
SURVIVAL PROBABILITY	99.34%	98.52%	93.53%	31.98%	20.13%	20.13%
± 1 STANDARD ERROR	0.10%	0.14%	0.34%	0.70%	0.56%	0.56%
SAMPLE SIZE	6,620	5,370	4,330	2,490	770	250

EXCLUDING NORMAL BATTERY DEPLETION

YEAR	2	4	6	8	10	AT 122 MONTHS
SURVIVAL PROBABILITY	99.58%	99.23%	98.55%	95.85%	95.71%	95.71%
± 1 STANDARD ERROR	0.07%	0.11%	0.16%	0.34%	0.35%	0.35%

*DF4-LLHH connector type.

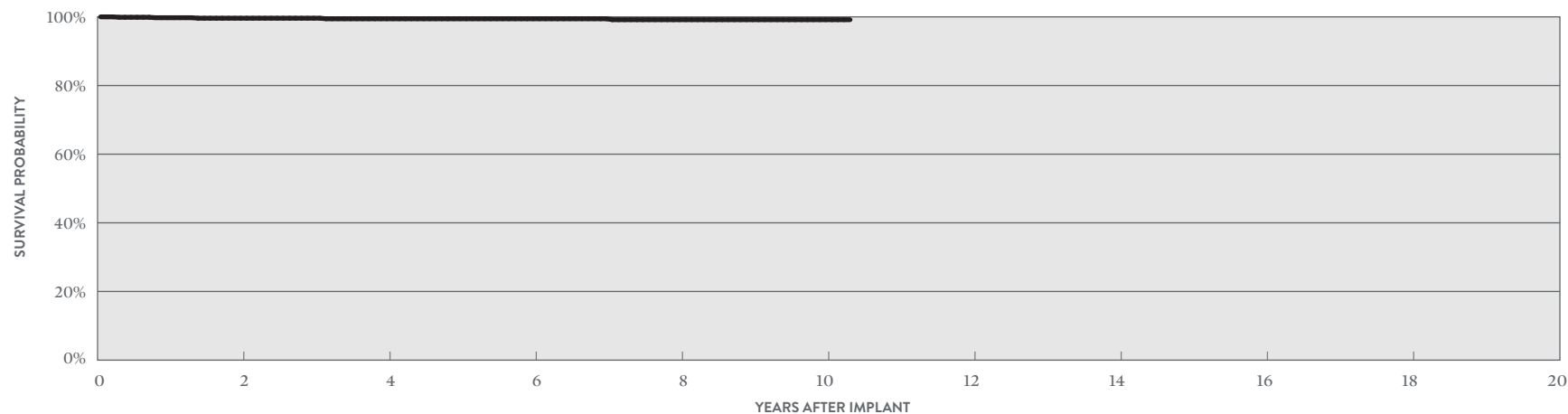
Dual-Chamber Implantable Cardioverter Defibrillator (ICD) Devices

ACTIVELY MONITORED STUDY DATA

Current™ + DR

MODEL CD2211-36Q*

		QUALIFYING COMPLICATIONS				MALFUNCTIONS W/ COMPROMISED THERAPY		MALFUNCTIONS W/O COMPROMISED THERAPY	
			QTY	RATE		QTY	RATE	QTY	RATE
US Regulatory Approval	February 2009	Premature Battery Depletion	4	0.48%	Electrical Component	0	0.00%	1	0.12%
Number of Devices Enrolled in Study	835	Skin Erosion	1	0.12%	Electrical Interconnect	0	0.00%	0	0.00%
Active Devices Enrolled in Study	310				Battery	1	0.12%	2	0.24%
Cumulative Months of Follow-up	59,771				High Voltage Capacitor	0	0.00%	0	0.00%
Estimated Longevity	(see table on page 122)				Software/Firmware	0	0.00%	2	0.24%
Max. Delivered Energy	36 joules				Mechanical	0	0.00%	0	0.00%
					Possible Early Battery Depletion	0	0.00%	1	0.12%
					Other	1	0.12%	2	0.24%
					Total	2	0.24%	8	0.96%



ACTIVELY MONITORED STUDY DATA

YEAR	2	4	6	8	10	AT 124 MONTHS
SURVIVAL PROBABILITY	99.61%	99.44%	99.44%	99.17%	99.17%	99.17%
± 1 STANDARD ERROR	0.23%	0.28%	0.28%	0.39%	0.39%	0.39%
SAMPLE SIZE	710	570	440	350	220	50

*DF4-LLHH connector type.

Dual-Chamber Implantable Cardioverter Defibrillator (ICD) Devices

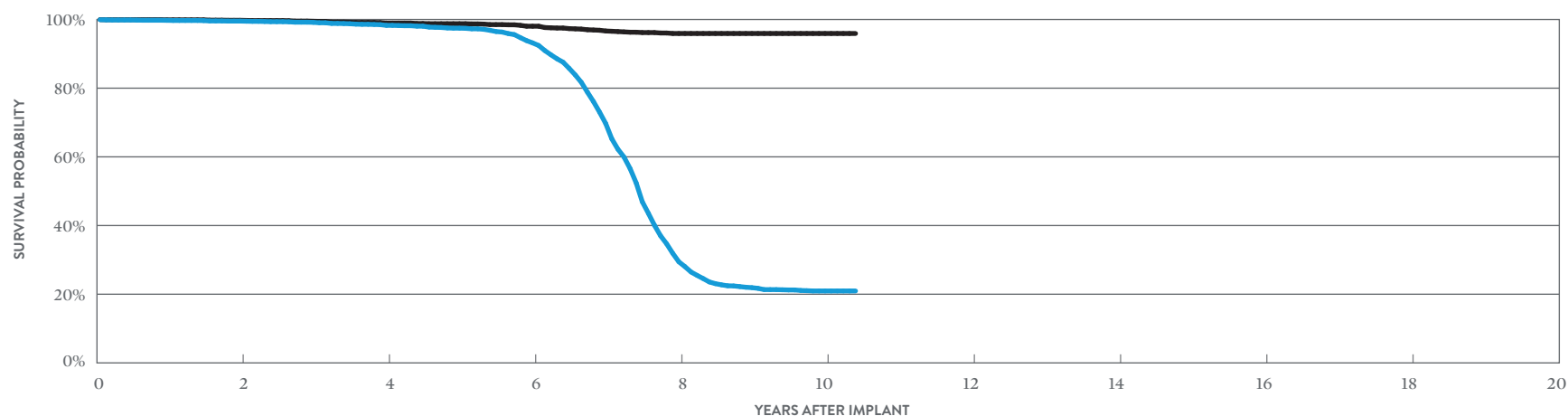
CUSTOMER REPORTED PERFORMANCE DATA

Current™ + DR

MODEL CD2211-36

US Regulatory Approval	February 2009
Registered US Implants	6,271
Estimated Active US Implants	1,015
Estimated Longevity	(see table on page 122)
Normal Battery Depletion	1,080
Max. Delivered Energy	36 joules
Number of US Advisories (see pg. 322)	One

	MALFUNCTIONS W/ COMPROMISED THERAPY		MALFUNCTIONS W/O COMPROMISED THERAPY	
	QTY	RATE	QTY	RATE
Electrical Component	3	0.05%	1	0.02%
Electrical Interconnect	2	0.03%	0	0.00%
Battery	8	0.13%	4	0.06%
High Voltage Capacitor	1	0.02%	0	0.00%
Software/Firmware	1	0.02%	16	0.26%
Mechanical	0	0.00%	1	0.02%
Possible Early Battery Depletion	9	0.14%	4	0.06%
Other	6	0.10%	2	0.03%
Total	30	0.48%	28	0.45%



INCLUDING NORMAL BATTERY DEPLETION

YEAR	2	4	6	8	10	AT 125 MONTHS
SURVIVAL PROBABILITY	99.53%	98.28%	93.18%	29.43%	20.95%	20.95%
± 1 STANDARD ERROR	0.09%	0.18%	0.40%	0.78%	0.66%	0.66%
SAMPLE SIZE	5,100	4,070	3,280	1,790	660	240

EXCLUDING NORMAL BATTERY DEPLETION

YEAR	2	4	6	8	10	AT 125 MONTHS
SURVIVAL PROBABILITY	99.76%	98.96%	98.04%	95.92%	95.92%	95.92%
± 1 STANDARD ERROR	0.07%	0.14%	0.22%	0.37%	0.37%	0.37%

Dual-Chamber Implantable Cardioverter Defibrillator (ICD) Devices

ACTIVELY MONITORED STUDY DATA

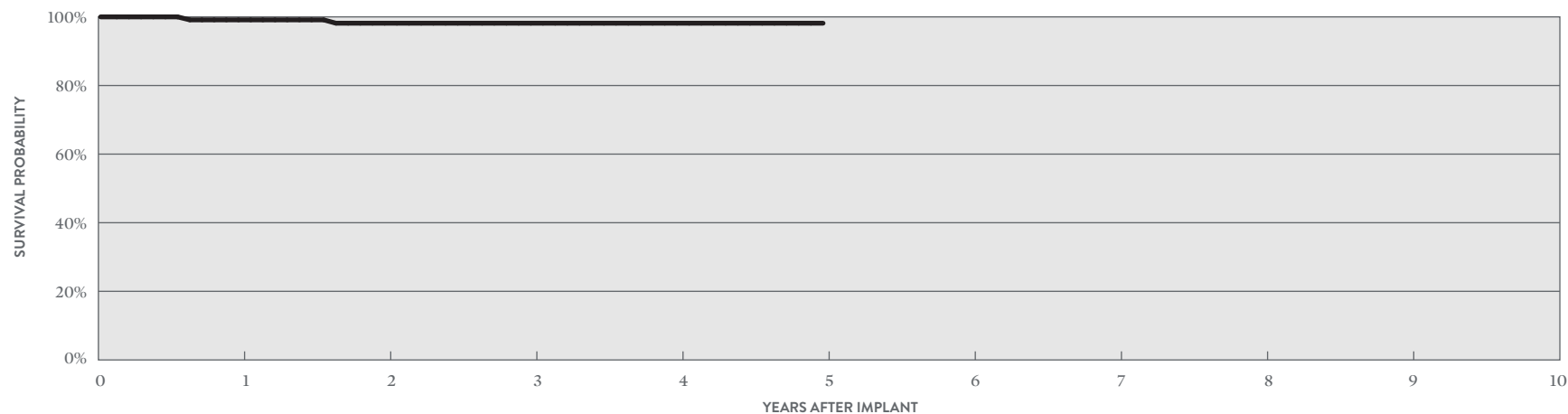
Current™ + DR

MODEL CD2211-36

US Regulatory Approval	February 2009
Number of Devices Enrolled in Study	122
Active Devices Enrolled in Study	11
Cumulative Months of Follow-up	6,311
Estimated Longevity	(see table on page 122)
Max. Delivered Energy	36 joules

QUALIFYING COMPLICATIONS	QTY	RATE
Inappropriate Shock	1	0.82%
Premature Battery Depletion	1	0.82%

	MALFUNCTIONS W/ COMPROMISED THERAPY		MALFUNCTIONS W/O COMPROMISED THERAPY	
	QTY	RATE	QTY	RATE
Electrical Component	0	0.00%	0	0.00%
Electrical Interconnect	0	0.00%	0	0.00%
Battery	0	0.00%	0	0.00%
High Voltage Capacitor	0	0.00%	0	0.00%
Software/Firmware	0	0.00%	2	1.64%
Mechanical	0	0.00%	0	0.00%
Possible Early Battery Depletion	0	0.00%	0	0.00%
Other	1	0.82%	1	0.82%
Total	1	0.82%	3	2.46%



ACTIVELY MONITORED STUDY DATA

YEAR	1	2	3	4	5
SURVIVAL PROBABILITY	99.13%	98.16%	98.16%	98.16%	98.16%
± 1 STANDARD ERROR	0.87%	1.29%	1.29%	1.29%	1.29%
SAMPLE SIZE	120	100	80	60	50

Dual-Chamber Implantable Cardioverter Defibrillator (ICD) Devices

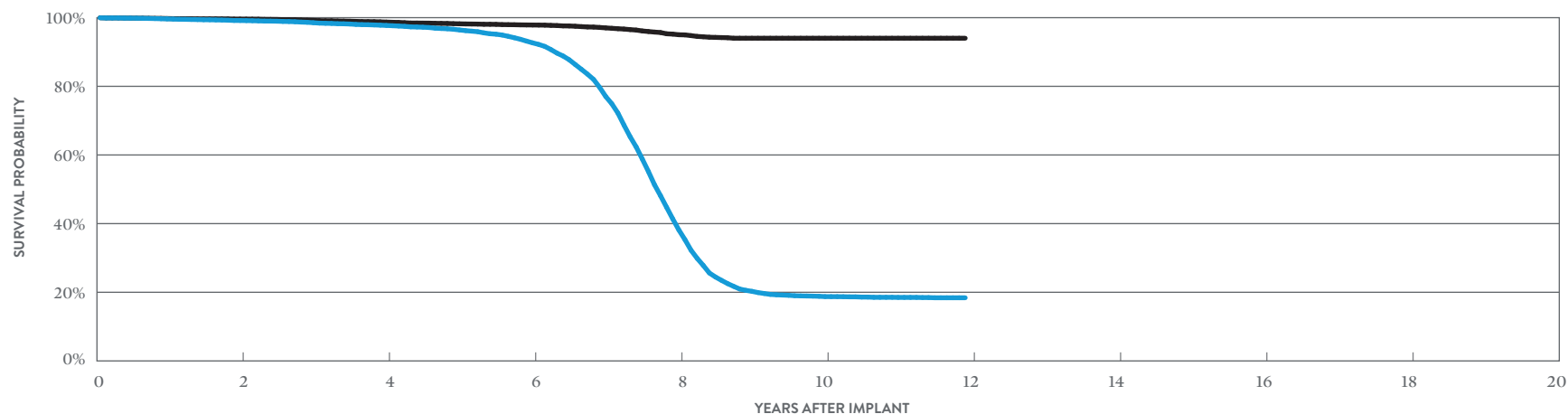
CUSTOMER REPORTED PERFORMANCE DATA

Current™ DR RF

MODEL 2207-36

US Regulatory Approval	September 2007
Registered US Implants	22,389
Estimated Active US Implants	2,630
Estimated Longevity	(see table on page 122)
Normal Battery Depletion	3,693
Max. Delivered Energy	36 joules
Number of US Advisories (see pg. 322)	One

	MALFUNCTIONS W/ COMPROMISED THERAPY		MALFUNCTIONS W/O COMPROMISED THERAPY	
	QTY	RATE	QTY	RATE
Electrical Component	11	0.05%	12	0.05%
Electrical Interconnect	6	0.03%	2	<0.01%
Battery	21	0.09%	9	0.04%
High Voltage Capacitor	1	<0.01%	0	0.00%
Software/Firmware	4	0.02%	48	0.21%
Mechanical	1	<0.01%	23	0.10%
Possible Early Battery Depletion	40	0.18%	21	0.09%
Other	35	0.16%	6	0.03%
Total	119	0.53%	121	0.54%



INCLUDING NORMAL BATTERY DEPLETION

YEAR	2	4	6	8	10	AT 143 MONTHS
SURVIVAL PROBABILITY	99.17%	97.73%	92.66%	38.16%	18.74%	18.40%
± 1 STANDARD ERROR	0.07%	0.11%	0.22%	0.46%	0.34%	0.34%
SAMPLE SIZE	18,070	14,200	11,260	6,620	2,870	240

EXCLUDING NORMAL BATTERY DEPLETION

YEAR	2	4	6	8	10	AT 143 MONTHS
SURVIVAL PROBABILITY	99.59%	98.72%	97.86%	95.02%	94.01%	94.01%
± 1 STANDARD ERROR	0.05%	0.09%	0.12%	0.22%	0.27%	0.27%

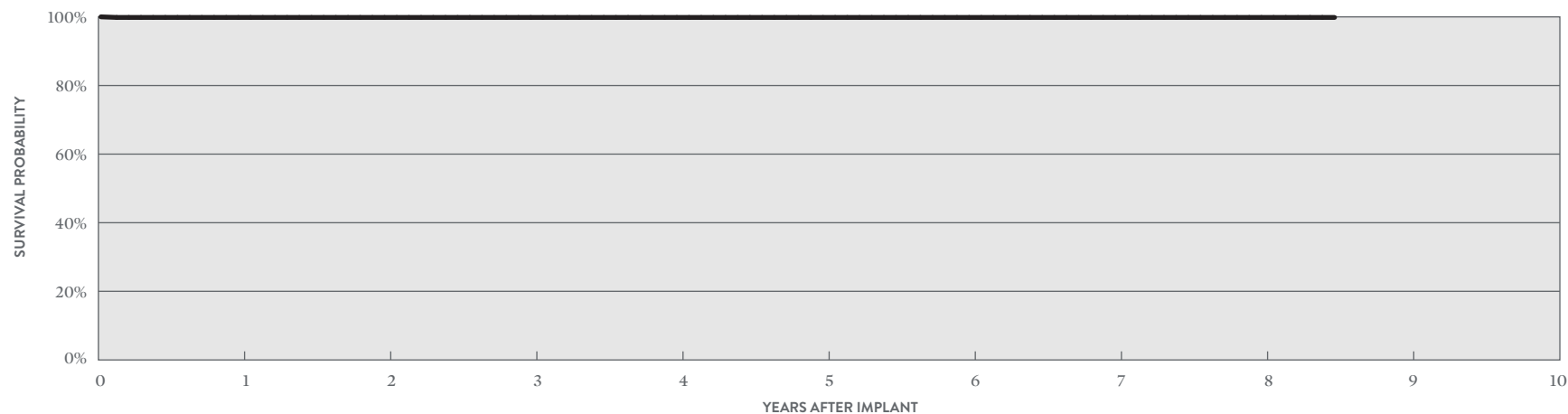
Dual-Chamber Implantable Cardioverter Defibrillator (ICD) Devices

ACTIVELY MONITORED STUDY DATA

Current™ DR RF

MODEL 2207-36

		QUALIFYING COMPLICATIONS				MALFUNCTIONS W/ COMPROMISED THERAPY		MALFUNCTIONS W/O COMPROMISED THERAPY	
			QTY	RATE		QTY	RATE	QTY	RATE
US Regulatory Approval	September 2007	Inappropriate Shock	1	0.16%	Electrical Component	0	0.00%	0	0.00%
Number of Devices Enrolled in Study	631				Electrical Interconnect	0	0.00%	0	0.00%
Active Devices Enrolled in Study	38				Battery	0	0.00%	0	0.00%
Cumulative Months of Follow-up	33,113				High Voltage Capacitor	0	0.00%	0	0.00%
Estimated Longevity	(see table on page 122)				Software/Firmware	0	0.00%	2	0.32%
Max. Delivered Energy	36 joules				Mechanical	0	0.00%	0	0.00%
					Possible Early Battery Depletion	1	0.16%	1	0.16%
					Other	0	0.00%	0	0.00%
					Total	1	0.16%	3	0.48%



ACTIVELY MONITORED STUDY DATA

YEAR	1	2	3	4	5	6	7	8	AT 102 MONTHS
SURVIVAL PROBABILITY	99.84%	99.84%	99.84%	99.84%	99.84%	99.84%	99.84%	99.84%	99.84%
± 1 STANDARD ERROR	0.16%	0.16%	0.16%	0.16%	0.16%	0.16%	0.16%	0.16%	0.16%
SAMPLE SIZE	600	520	420	340	270	220	170	110	50

Dual-Chamber Implantable Cardioverter Defibrillator (ICD) Devices

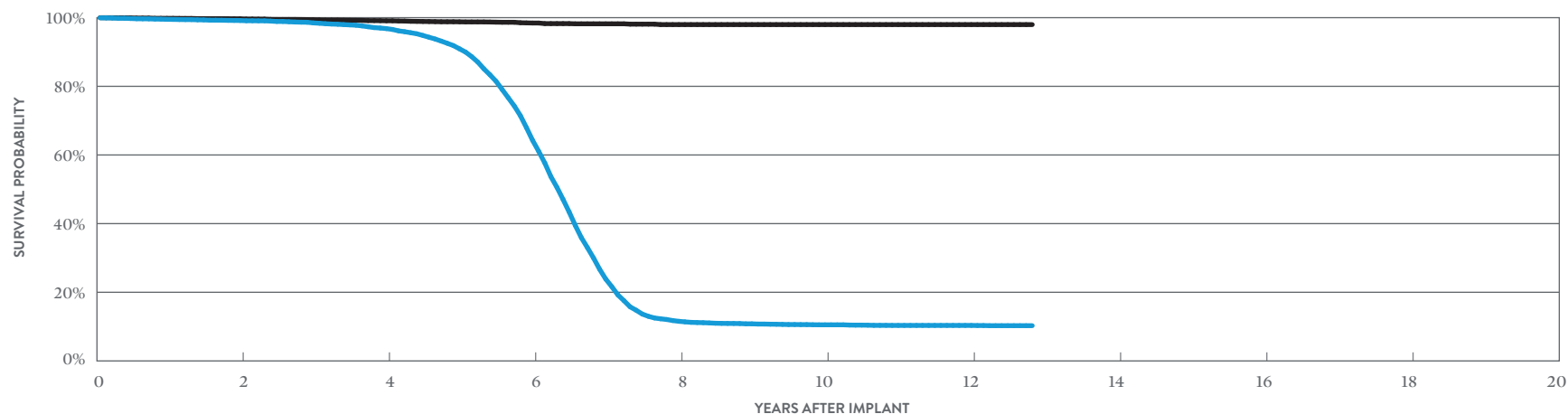
CUSTOMER REPORTED PERFORMANCE DATA

Atlas™ II + DR

MODEL V-268

US Regulatory Approval	July 2006
Registered US Implants	14,809
Estimated Active US Implants	1,114
Estimated Longevity	(see table on page 122)
Normal Battery Depletion	2,986
Max. Delivered Energy	36 joules
Number of US Advisories (see pg. 327)	One

	MALFUNCTIONS W/ COMPROMISED THERAPY		MALFUNCTIONS W/O COMPROMISED THERAPY	
	QTY	RATE	QTY	RATE
Electrical Component	6	0.04%	4	0.03%
Electrical Interconnect	4	0.03%	0	0.00%
Battery	9	0.06%	3	0.02%
High Voltage Capacitor	0	0.00%	0	0.00%
Software/Firmware	0	0.00%	0	0.00%
Mechanical	0	0.00%	1	<0.01%
Possible Early Battery Depletion	19	0.13%	6	0.04%
Other	11	0.07%	5	0.03%
Total	49	0.33%	19	0.13%



INCLUDING NORMAL BATTERY DEPLETION

YEAR	2	4	6	8	10	12	AT 154 MONTHS
SURVIVAL PROBABILITY	99.17%	96.81%	64.25%	11.54%	10.52%	10.34%	10.27%
± 1 STANDARD ERROR	0.08%	0.17%	0.53%	0.33%	0.31%	0.30%	0.30%
SAMPLE SIZE	11,800	8,900	5,940	1,920	1,250	780	240

EXCLUDING NORMAL BATTERY DEPLETION

YEAR	2	4	6	8	10	12	AT 154 MONTHS
SURVIVAL PROBABILITY	99.67%	99.09%	98.44%	97.98%	97.98%	97.98%	97.98%
± 1 STANDARD ERROR	0.05%	0.09%	0.13%	0.19%	0.19%	0.19%	0.19%

Dual-Chamber Implantable Cardioverter Defibrillator (ICD) Devices

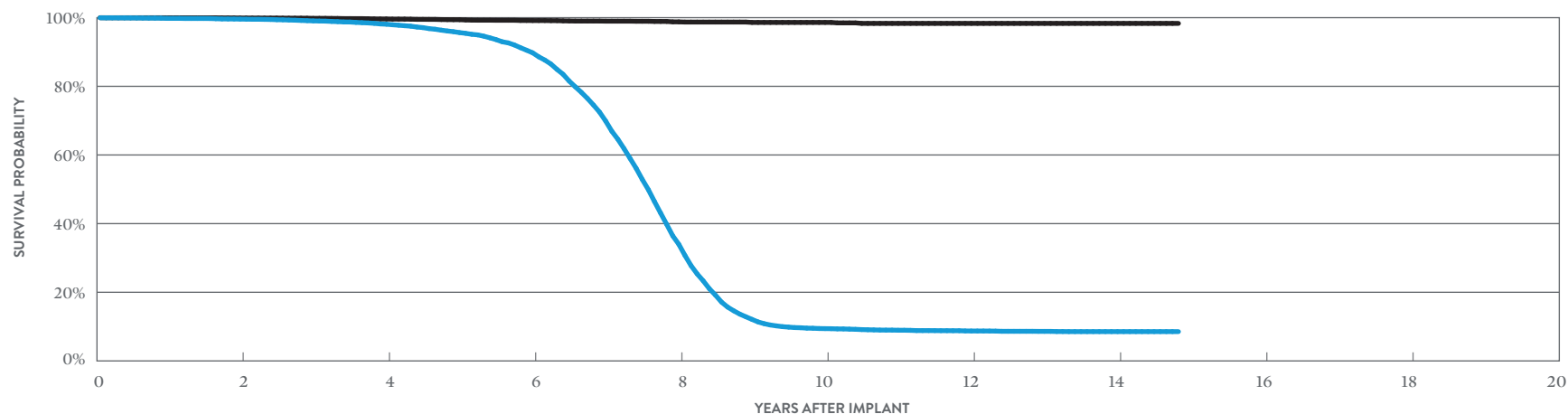
CUSTOMER REPORTED PERFORMANCE DATA

Atlas™ + DR

MODEL V-243

US Regulatory Approval	October 2003
Registered US Implants	21,082
Estimated Active US Implants	1,142
Estimated Longevity	(see table on page 122)
Normal Battery Depletion	3,710
Max. Delivered Energy	36 joules
Number of US Advisories (see pgs. 327, 328, 329)	Three

	MALFUNCTIONS W/ COMPROMISED THERAPY		MALFUNCTIONS W/O COMPROMISED THERAPY	
	QTY	RATE	QTY	RATE
Electrical Component	5	0.02%	3	0.01%
Electrical Interconnect	1	<0.01%	0	0.00%
Battery	12	0.06%	4	0.02%
High Voltage Capacitor	1	<0.01%	0	0.00%
Software/Firmware	0	0.00%	0	0.00%
Mechanical	0	0.00%	4	0.02%
Possible Early Battery Depletion	6	0.03%	4	0.02%
Other	17	0.08%	2	<0.01%
Total	42	0.20%	17	0.08%



INCLUDING NORMAL BATTERY DEPLETION

YEAR	2	4	6	8	10	12	14	AT 178 MONTHS
SURVIVAL PROBABILITY	99.58%	98.09%	89.77%	33.96%	9.41%	8.72%	8.54%	8.54%
± 1 STANDARD ERROR	0.05%	0.11%	0.28%	0.50%	0.26%	0.25%	0.25%	0.25%
SAMPLE SIZE	16,980	12,850	9,210	4,940	1,630	1,250	680	200

EXCLUDING NORMAL BATTERY DEPLETION

YEAR	2	4	6	8	10	12	14	AT 178 MONTHS
SURVIVAL PROBABILITY	99.90%	99.62%	99.16%	98.78%	98.61%	98.33%	98.33%	98.33%
± 1 STANDARD ERROR	0.02%	0.05%	0.08%	0.12%	0.15%	0.20%	0.20%	0.20%

BATTERY LONGEVITY SUMMARY

**Dual-Chamber
Implantable Cardioverter
Defibrillator (ICD) Devices**

Dual-Chamber Implantable Cardioverter Defibrillator (ICD) Devices

Battery Longevity (years)

MODELS	FAMILY	NO PACING	25% PACING	50% PACING	100% PACING
CD2411-36Q	Ellipse™ DR*	10.4	9.6	8.9	7.7
CD2411-36C	Ellipse™ DR*	10.4	9.6	8.9	7.7
CD2357-40Q	Fortify Assura™ DR**	11.1	10.2	9.5	8.3
CD2357-40C	Fortify Assura™ DR**	11.1	10.2	9.5	8.3
CD2311-36Q	Ellipse™ DR*	10.4	9.6	8.9	7.7
CD2311-36	Ellipse™ DR*	10.4	9.6	8.9	7.7
CD2257-40Q	Fortify Assura™ DR**	11.1	10.2	9.5	8.3
CD2257-40	Fortify Assura™ DR**	11.1	10.2	9.5	8.3
CD2231-40Q	Fortify™ DR**	10.1	9.3	8.6	7.5
CD2231-40	Fortify™ DR**	10.1	9.3	8.6	7.5
CD2211-36Q	Current™ + DR***	8.2	7.5	7.0	6.1
CD2211-36	Current™ + DR***	8.2	7.5	7.0	6.1
2207-36	Current™ DR RF***	8.2	7.5	7.0	6.1
V-268	Atlas™ II + DR***	8.2	7.5	7.0	6.1
V-243	Atlas™ + DR***	7.9	7.3	6.9	6.1

Pacing parameters: DDD, 2.5V, 0.5 ms, 60 ppm, 500 ohms

* Battery voltage range 3.20-2.59. Two maximum charges per year.

** Battery voltage range 3.20-2.59. Three maximum charges per year.

*** Battery voltage range: 3.20-2.45. Four maximum charges per year as well as monthly charging during the battery's mid-life voltage range.

SUMMARY INFORMATION

**Dual-Chamber
Implantable Cardioverter
Defibrillator (ICD) Devices**

Dual-Chamber Implantable Cardioverter Defibrillator (ICD) Devices

Survival Probability Summary

INCLUDING NORMAL BATTERY DEPLETION

MODELS	FAMILY	1 YEAR	2 YEAR	3 YEAR	4 YEAR	5 YEAR	6 YEAR	7 YEAR	8 YEAR	9 YEAR	10 YEAR
CD2411-36Q	Ellipse™ DR	99.89%	99.85%	99.79%	99.76%	99.71%	99.71%				
CD2411-36C	Ellipse™ DR	99.82%	99.74%	99.74%	99.54%	99.44%	99.44%				
CD2357-40Q	Fortify Assura™ DR	99.87%	99.82%	99.77%	99.73%						
CD2357-40Q	Fortify Assura™ DR†	99.79%	99.32%	96.49%	91.26%	86.23%	83.58%				
CD2357-40C	Fortify Assura™ DR	99.87%	99.84%	99.79%	99.79%						
CD2357-40C	Fortify Assura™ DR†	99.72%	99.41%	97.39%	92.79%	88.33%	86.32%				
CD2311-36Q	Ellipse™ DR	99.04%	98.02%	97.14%	95.81%	94.87%	93.27%	91.91%			
CD2311-36	Ellipse™ DR	98.94%	97.69%	96.96%	96.11%	94.67%	94.02%	92.88%			
CD2257-40Q	Fortify Assura™ DR†	99.88%	99.63%	99.15%	97.01%	93.49%	90.72%	90.12%			
CD2257-40	Fortify Assura™ DR†	99.85%	99.62%	99.43%	98.02%	95.29%	93.19%	92.12%			
CD2231-40Q	Fortify™ DR†	99.75%	99.54%	98.95%	98.01%	96.32%	93.43%	89.77%	86.99%	85.51%	
CD2231-40	Fortify™ DR†	99.88%	99.66%	99.16%	98.38%	96.82%	93.92%	90.80%	88.26%	87.55%	
CD2211-36Q	Current™ + DR	99.79%	99.34%	98.99%	98.52%	97.15%	93.53%	74.69%	31.98%	21.05%	20.13%
CD2211-36	Current™ + DR	99.75%	99.53%	99.16%	98.28%	97.47%	93.18%	69.69%	29.43%	21.91%	20.95%
2207-36	Current™ DR RF	99.64%	99.17%	98.53%	97.73%	96.42%	92.66%	77.03%	38.16%	20.27%	18.74%
V-268	Atlas™ II + DR	99.51%	99.17%	98.47%	96.81%	90.92%	64.25%	23.85%	11.54%	10.81%	10.52%
V-243	Atlas™ + DR	99.79%	99.58%	99.06%	98.09%	95.65%	89.77%	69.85%	33.96%	12.10%	9.41%

†Premature battery depletion advisory population.

Dual-Chamber Implantable Cardioverter Defibrillator (ICD) Devices

Survival Probability Summary

EXCLUDING NORMAL BATTERY DEPLETION

MODELS	FAMILY	1 YEAR	2 YEAR	3 YEAR	4 YEAR	5 YEAR	6 YEAR	7 YEAR	8 YEAR	9 YEAR	10 YEAR
CD2411-36Q	Ellipse™ DR	99.90%	99.85%	99.82%	99.82%	99.82%	99.82%				
CD2411-36C	Ellipse™ DR	99.82%	99.74%	99.74%	99.60%	99.60%	99.60%				
CD2357-40Q	Fortify Assura™ DR	99.89%	99.84%	99.79%	99.75%						
CD2357-40Q	Fortify Assura™ DR†	99.84%	99.40%	96.62%	91.43%	86.40%	83.82%				
CD2357-40C	Fortify Assura™ DR	99.87%	99.84%	99.79%	99.79%						
CD2357-40C	Fortify Assura™ DR†	99.80%	99.58%	97.59%	93.08%	88.66%	86.65%				
CD2311-36Q	Ellipse™ DR	99.13%	98.17%	97.42%	96.30%	95.80%	95.45%	94.88%			
CD2311-36	Ellipse™ DR	99.03%	98.03%	97.47%	96.93%	96.41%	96.32%	96.32%			
CD2257-40Q	Fortify Assura™ DR†	99.88%	99.72%	99.33%	97.26%	93.73%	90.95%	90.35%			
CD2257-40	Fortify Assura™ DR†	99.90%	99.73%	99.53%	98.20%	95.46%	93.36%	92.29%			
CD2231-40Q	Fortify™ DR†	99.87%	99.76%	99.31%	98.61%	97.43%	95.10%	92.10%	89.65%	88.29%	
CD2231-40	Fortify™ DR†	99.95%	99.86%	99.48%	98.86%	97.76%	95.64%	93.61%	91.59%	91.04%	
CD2211-36Q	Current™ + DR	99.85%	99.58%	99.41%	99.23%	98.83%	98.55%	97.57%	95.85%	95.71%	95.71%
CD2211-36	Current™ + DR	99.90%	99.76%	99.47%	98.96%	98.77%	98.04%	96.65%	95.92%	95.92%	95.92%
2207-36	Current™ DR RF	99.75%	99.59%	99.21%	98.72%	98.21%	97.86%	97.02%	95.02%	94.01%	94.01%
V-268	Atlas™ II + DR	99.80%	99.67%	99.39%	99.09%	98.79%	98.44%	98.21%	97.98%	97.98%	97.98%
V-243	Atlas™ + DR	99.97%	99.90%	99.80%	99.62%	99.41%	99.16%	98.98%	98.78%	98.61%	98.61%

†Premature battery depletion advisory population.

Dual-Chamber Implantable Cardioverter Defibrillator (ICD) Devices

US Malfunction Summary

WITH COMPROMISED THERAPY

MODELS	FAMILY	REGISTERED US IMPLANTS	PERCENT RETURNED FOR ANALYSIS	ELECTRICAL COMPONENT		ELECTRICAL INTERCONNECT		BATTERY		HIGH VOLTAGE CAPACITOR		SOFTWARE/ FIRMWARE		MECHANICAL		POSSIBLE EARLY BATTERY DEPLETION		OTHER		TOTAL	
				QTY	RATE	QTY	RATE	QTY	RATE	QTY	RATE	QTY	RATE	QTY	RATE	QTY	RATE	QTY	RATE	QTY	RATE
CD2411-36Q	Ellipse™ DR	25,115	3.50%	0	0.00%	1	<0.01%	0	0.00%	2	<0.01%	1	<0.01%	1	<0.01%	0	0.00%	2	<0.01%	7	0.03%
CD2411-36C	Ellipse™ DR	9,766	5.30%	3	0.03%	0	0.00%	0	0.00%	6	0.06%	0	0.00%	0	0.00%	0	0.00%	0	0.00%	9	0.09%
CD2357-40Q	Fortify Assura™ DR	28,871	2.90%	3	0.01%	0	0.00%	1	<0.01%	3	0.01%	0	0.00%	0	0.00%	0	0.00%	5	0.02%	12	0.04%
CD2357-40Q	Fortify Assura™ DR†	12,263	14.30%	3	0.02%	1	<0.01%	0	0.00%	0	0.00%	0	0.00%	0	0.00%	62	0.51%	1	<0.01%	67	0.55%
CD2357-40C	Fortify Assura™ DR	8,256	3.60%	2	0.02%	0	0.00%	0	0.00%	1	0.01%	0	0.00%	0	0.00%	0	0.00%	0	0.00%	3	0.04%
CD2357-40C	Fortify Assura™ DR†	6,956	15.80%	3	0.04%	2	0.03%	1	0.01%	0	0.00%	0	0.00%	0	0.00%	28	0.40%	2	0.03%	36	0.52%
CD2311-36Q	Ellipse™ DR	5,898	9.70%	3	0.05%	0	0.00%	0	0.00%	64	1.09%	1	0.02%	2	0.03%	0	0.00%	5	0.08%	75	1.27%
CD2311-36	Ellipse™ DR	3,747	10.70%	5	0.13%	0	0.00%	0	0.00%	22	0.59%	0	0.00%	4	0.11%	0	0.00%	5	0.13%	36	0.96%
CD2257-40Q	Fortify Assura™ DR†	6,798	14.30%	5	0.07%	0	0.00%	1	0.01%	0	0.00%	0	0.00%	0	0.00%	25	0.37%	3	0.04%	34	0.50%
CD2257-40	Fortify Assura™ DR†	4,235	16.40%	2	0.05%	0	0.00%	1	0.02%	1	0.02%	0	0.00%	0	0.00%	12	0.28%	0	0.00%	16	0.38%
CD2231-40Q	Fortify™ DR†	26,870	14.40%	9	0.03%	3	0.01%	28	0.10%	5	0.02%	1	<0.01%	0	0.00%	159	0.59%	16	0.06%	221	0.82%
CD2231-40	Fortify™ DR†	12,095	16.60%	8	0.07%	1	<0.01%	5	0.04%	8	0.07%	0	0.00%	0	0.00%	58	0.48%	5	0.04%	85	0.70%
CD2211-36Q	Current™ + DR	8,148	28.30%	6	0.07%	0	0.00%	6	0.07%	3	0.04%	1	0.01%	0	0.00%	4	0.05%	5	0.06%	25	0.31%
CD2211-36	Current™ + DR	6,271	29.20%	3	0.05%	2	0.03%	8	0.13%	1	0.02%	1	0.02%	0	0.00%	9	0.14%	6	0.10%	30	0.48%
2207-36	Current™ DR RF	22,389	28.80%	11	0.05%	6	0.03%	21	0.09%	1	<0.01%	4	0.02%	1	<0.01%	40	0.18%	35	0.16%	119	0.53%
V-268	Atlas™ II + DR	14,809	30.00%	6	0.04%	4	0.03%	9	0.06%	0	0.00%	0	0.00%	0	0.00%	19	0.13%	11	0.07%	49	0.33%
V-243	Atlas™ + DR	21,082	27.40%	5	0.02%	1	<0.01%	12	0.06%	1	<0.01%	0	0.00%	0	0.00%	6	0.03%	17	0.08%	42	0.20%

Definitions of malfunction categories can be found on [pages 5-6](#).

†Premature battery depletion advisory population.

Dual-Chamber Implantable Cardioverter Defibrillator (ICD) Devices

US Malfunction Summary

WITHOUT COMPROMISED THERAPY

MODELS	FAMILY	REGISTERED US IMPLANTS	PERCENT RETURNED FOR ANALYSIS	ELECTRICAL COMPONENT		ELECTRICAL INTERCONNECT		BATTERY		HIGH VOLTAGE CAPACITOR		SOFTWARE/ FIRMWARE		MECHANICAL		POSSIBLE EARLY BATTERY DEPLETION		OTHER		TOTAL	
				QTY	RATE	QTY	RATE	QTY	RATE	QTY	RATE	QTY	RATE	QTY	RATE	QTY	RATE	QTY	RATE	QTY	RATE
CD2411-36Q	Ellipse™ DR	25,115	3.50%	2	<0.01%	0	0.00%	0	0.00%	1	<0.01%	0	0.00%	3	0.01%	1	<0.01%	2	<0.01%	9	0.04%
CD2411-36C	Ellipse™ DR	9,766	5.30%	1	0.01%	0	0.00%	0	0.00%	1	0.01%	0	0.00%	1	0.01%	0	0.00%	0	0.00%	3	0.03%
CD2357-40Q	Fortify Assura™ DR	28,871	2.90%	3	0.01%	0	0.00%	1	<0.01%	0	0.00%	0	0.00%	2	<0.01%	1	<0.01%	0	0.00%	7	0.02%
CD2357-40Q	Fortify Assura™ DR†	12,263	14.30%	7	0.06%	0	0.00%	12	0.10%	0	0.00%	0	0.00%	1	<0.01%	362	2.95%	4	0.03%	386	3.15%
CD2357-40C	Fortify Assura™ DR	8,256	3.60%	2	0.02%	0	0.00%	0	0.00%	0	0.00%	0	0.00%	2	0.02%	0	0.00%	0	0.00%	4	0.05%
CD2357-40C	Fortify Assura™ DR†	6,956	15.80%	1	0.01%	1	0.01%	5	0.07%	0	0.00%	0	0.00%	0	0.00%	165	2.37%	1	0.01%	173	2.49%
CD2311-36Q	Ellipse™ DR	5,898	9.70%	5	0.08%	0	0.00%	0	0.00%	8	0.14%	0	0.00%	3	0.05%	0	0.00%	2	0.03%	18	0.31%
CD2311-36	Ellipse™ DR	3,747	10.70%	4	0.11%	0	0.00%	0	0.00%	5	0.13%	0	0.00%	3	0.08%	0	0.00%	1	0.03%	13	0.35%
CD2257-40Q	Fortify Assura™ DR†	6,798	14.30%	2	0.03%	0	0.00%	2	0.03%	0	0.00%	1	0.01%	1	0.01%	121	1.78%	1	0.01%	128	1.88%
CD2257-40	Fortify Assura™ DR†	4,235	16.40%	0	0.00%	0	0.00%	4	0.09%	0	0.00%	1	0.02%	0	0.00%	52	1.23%	2	0.05%	59	1.39%
CD2231-40Q	Fortify™ DR†	26,870	14.40%	9	0.03%	2	<0.01%	54	0.20%	2	<0.01%	2	<0.01%	0	0.00%	334	1.24%	6	0.02%	409	1.52%
CD2231-40	Fortify™ DR†	12,095	16.60%	3	0.02%	0	0.00%	9	0.07%	1	<0.01%	0	0.00%	1	<0.01%	110	0.91%	5	0.04%	129	1.07%
CD2211-36Q	Current™ + DR	8,148	28.30%	6	0.07%	0	0.00%	8	0.10%	0	0.00%	21	0.26%	2	0.02%	3	0.04%	5	0.06%	45	0.55%
CD2211-36	Current™ + DR	6,271	29.20%	1	0.02%	0	0.00%	4	0.06%	0	0.00%	16	0.26%	1	0.02%	4	0.06%	2	0.03%	28	0.45%
2207-36	Current™ DR RF	22,389	28.80%	12	0.05%	2	<0.01%	9	0.04%	0	0.00%	48	0.21%	23	0.10%	21	0.09%	6	0.03%	121	0.54%
V-268	Atlas™ II + DR	14,809	30.00%	4	0.03%	0	0.00%	3	0.02%	0	0.00%	0	0.00%	1	<0.01%	6	0.04%	5	0.03%	19	0.13%
V-243	Atlas™ + DR	21,082	27.40%	3	0.01%	0	0.00%	4	0.02%	0	0.00%	0	0.00%	4	0.02%	4	0.02%	2	<0.01%	17	0.08%

Definitions of malfunction categories can be found on [pages 5-6](#).

†Premature battery depletion advisory population.

Dual-Chamber Implantable Cardioverter Defibrillator (ICD) Devices

Worldwide Malfunction Summary

WITH COMPROMISED THERAPY

MODELS	FAMILY	WORLDWIDE SALES	PERCENT RETURNED FOR ANALYSIS	ELECTRICAL COMPONENT		ELECTRICAL INTERCONNECT		BATTERY		HIGH VOLTAGE CAPACITOR		SOFTWARE/FIRMWARE		MECHANICAL		POSSIBLE EARLY BATTERY DEPLETION		OTHER		TOTAL	
				QTY	RATE	QTY	RATE	QTY	RATE	QTY	RATE	QTY	RATE	QTY	RATE	QTY	RATE	QTY	RATE	QTY	RATE
CD2411-36Q	Ellipse™ DR	25,827	3.62%	0	0.00%	1	<0.01%	0	0.00%	2	<0.01%	1	<0.01%	1	<0.01%	0	0.00%	2	<0.01%	7	0.03%
CD2411-36C	Ellipse™ DR	9,892	5.71%	3	0.03%	0	0.00%	0	0.00%	6	0.06%	0	0.00%	0	0.00%	0	0.00%	0	0.00%	9	0.09%
CD2357-40Q	Fortify Assura™ DR	41,893	6.42%	6	0.01%	1	<0.01%	1	<0.01%	3	<0.01%	0	0.00%	0	0.00%	62	0.15%	6	0.01%	79	0.19%
CD2357-40C	Fortify Assura™ DR	15,380	9.49%	5	0.03%	2	0.01%	1	<0.01%	1	<0.01%	0	0.00%	0	0.00%	28	0.18%	2	0.01%	39	0.25%
CD2311-36Q	Ellipse™ DR	5,889	11.17%	3	0.05%	0	0.00%	0	0.00%	64	1.09%	1	0.02%	2	0.03%	0	0.00%	5	0.08%	75	1.27%
CD2311-36	Ellipse™ DR	3,752	11.59%	5	0.13%	0	0.00%	0	0.00%	22	0.59%	0	0.00%	4	0.11%	0	0.00%	5	0.13%	36	0.96%
CD2257-40Q	Fortify Assura™ DR	6,780	14.72%	5	0.07%	0	0.00%	1	0.01%	0	0.00%	0	0.00%	0	0.00%	25	0.37%	3	0.04%	34	0.50%
CD2257-40	Fortify Assura™ DR	4,234	16.93%	2	0.05%	0	0.00%	1	0.02%	1	0.02%	0	0.00%	0	0.00%	12	0.28%	0	0.00%	16	0.38%
CD2231-40Q	Fortify™ DR	28,469	14.29%	9	0.03%	3	0.01%	29	0.10%	5	0.02%	1	<0.01%	0	0.00%	167	0.59%	17	0.06%	231	0.81%
CD2231-40	Fortify™ DR	15,138	14.27%	8	0.05%	2	0.01%	5	0.03%	8	0.05%	0	0.00%	0	0.00%	61	0.40%	6	0.04%	90	0.59%
CD2211-36Q	Current™ + DR	15,224	17.91%	9	0.06%	1	<0.01%	8	0.05%	8	0.05%	1	<0.01%	0	0.00%	8	0.05%	16	0.11%	51	0.33%
CD2211-36	Current™ + DR	13,483	14.83%	8	0.06%	5	0.04%	10	0.07%	4	0.03%	1	<0.01%	0	0.00%	12	0.09%	10	0.07%	50	0.37%
2207-36	Current™ DR RF	33,051	23.16%	18	0.05%	11	0.03%	30	0.09%	12	0.04%	5	0.02%	2	<0.01%	60	0.18%	47	0.14%	185	0.56%
V-268	Atlas™ II + DR	25,779	19.57%	15	0.06%	5	0.02%	19	0.07%	1	<0.01%	0	0.00%	0	0.00%	32	0.12%	20	0.08%	92	0.36%
V-243	Atlas™ + DR	34,105	19.11%	5	0.01%	3	<0.01%	25	0.07%	1	<0.01%	0	0.00%	0	0.00%	14	0.04%	30	0.09%	78	0.23%

Definitions of malfunction categories can be found on [pages 5-6](#).

Dual-Chamber Implantable Cardioverter Defibrillator (ICD) Devices

Worldwide Malfunction Summary

WITHOUT COMPROMISED THERAPY

MODELS	FAMILY	WORLDWIDE SALES	PERCENT RETURNED FOR ANALYSIS	ELECTRICAL COMPONENT		ELECTRICAL INTERCONNECT		BATTERY		HIGH VOLTAGE CAPACITOR		SOFTWARE/FIRMWARE		MECHANICAL		POSSIBLE EARLY BATTERY DEPLETION		OTHER		TOTAL	
				QTY	RATE	QTY	RATE	QTY	RATE	QTY	RATE	QTY	RATE	QTY	RATE	QTY	RATE	QTY	RATE	QTY	RATE
CD2411-36Q	Ellipse™ DR	25,827	3.62%	2	<0.01%	0	0.00%	0	0.00%	1	<0.01%	0	0.00%	3	0.01%	1	<0.01%	2	<0.01%	9	0.03%
CD2411-36C	Ellipse™ DR	9,892	5.71%	1	0.01%	0	0.00%	0	0.00%	1	0.01%	0	0.00%	1	0.01%	0	0.00%	0	0.00%	3	0.03%
CD2357-40Q	Fortify Assura™ DR	41,893	6.42%	10	0.02%	0	0.00%	13	0.03%	0	0.00%	0	0.00%	3	<0.01%	363	0.87%	4	<0.01%	393	0.94%
CD2357-40C	Fortify Assura™ DR	15,380	9.49%	3	0.02%	1	<0.01%	5	0.03%	0	0.00%	0	0.00%	2	0.01%	165	1.07%	1	<0.01%	177	1.15%
CD2311-36Q	Ellipse™ DR	5,889	11.17%	5	0.08%	0	0.00%	0	0.00%	8	0.14%	0	0.00%	3	0.05%	0	0.00%	2	0.03%	18	0.31%
CD2311-36	Ellipse™ DR	3,752	11.59%	4	0.11%	0	0.00%	0	0.00%	5	0.13%	0	0.00%	3	0.08%	0	0.00%	1	0.03%	13	0.35%
CD2257-40Q	Fortify Assura™ DR	6,780	14.72%	2	0.03%	0	0.00%	2	0.03%	0	0.00%	1	0.01%	1	0.01%	121	1.78%	1	0.01%	128	1.89%
CD2257-40	Fortify Assura™ DR	4,234	16.93%	0	0.00%	0	0.00%	4	0.09%	0	0.00%	1	0.02%	0	0.00%	52	1.23%	2	0.05%	59	1.39%
CD2231-40Q	Fortify™ DR	28,469	14.29%	10	0.04%	2	<0.01%	56	0.20%	2	<0.01%	2	<0.01%	0	0.00%	349	1.23%	6	0.02%	427	1.50%
CD2231-40	Fortify™ DR	15,138	14.27%	3	0.02%	0	0.00%	9	0.06%	1	<0.01%	0	0.00%	2	0.01%	122	0.81%	5	0.03%	142	0.94%
CD2211-36Q	Current™ + DR	15,224	17.91%	11	0.07%	0	0.00%	11	0.07%	2	0.01%	25	0.16%	3	0.02%	7	0.05%	7	0.05%	66	0.43%
CD2211-36	Current™ + DR	13,483	14.83%	1	<0.01%	0	0.00%	4	0.03%	1	<0.01%	19	0.14%	2	0.01%	5	0.04%	6	0.04%	38	0.28%
2207-36	Current™ DR RF	33,051	23.16%	19	0.06%	5	0.02%	15	0.05%	4	0.01%	109	0.33%	36	0.11%	29	0.09%	12	0.04%	229	0.69%
V-268	Atlas™ II + DR	25,779	19.57%	7	0.03%	0	0.00%	8	0.03%	1	<0.01%	0	0.00%	1	<0.01%	9	0.03%	6	0.02%	32	0.12%
V-243	Atlas™ + DR	34,105	19.11%	6	0.02%	0	0.00%	6	0.02%	0	0.00%	0	0.00%	8	0.02%	6	0.02%	4	0.01%	30	0.09%

Definitions of malfunction categories can be found on [pages 5-6](#).

Dual-Chamber Implantable Cardioverter Defibrillator (ICD) Devices

Actively Monitored Study Data Summary

QUALIFYING COMPLICATIONS

MODELS	NUMBER OF DEVICES ENROLLED	ACTIVE DEVICES ENROLLED	CUMULATIVE MONTHS OF FOLLOW-UP	INAPPROPRIATE SHOCK		LOSS OF TELEMETRY		PERICARDIAL EFFUSION		PREMATURE BATTERY DEPLETION		SKIN EROSION		TOTAL	
				QTY	RATE	QTY	RATE	QTY	RATE	QTY	RATE	QTY	RATE	QTY	RATE
CD2231-40Q	390	103	24,158	0	0.00%	0	0.00%	0	0.00%	7	1.79%	0	0.00%	7	1.79%
CD2231-40	175	47	8,830	0	0.00%	0	0.00%	0	0.00%	1	0.57%	0	0.00%	1	0.57%
CD2211-36Q	835	310	59,771	0	0.00%	0	0.00%	0	0.00%	4	0.48%	1	0.12%	5	0.60%
CD2211-36	122	11	6,311	1	0.82%	0	0.00%	0	0.00%	1	0.82%	0	0.00%	2	1.64%
2207-36	631	38	33,113	1	0.16%	0	0.00%	0	0.00%	0	0.00%	0	0.00%	1	0.16%

A list of of complications can be found on [page 12](#).

Dual-Chamber Implantable Cardioverter Defibrillator (ICD) Devices

Actively Monitored Study Data Summary

MALFUNCTIONS WITH COMPROMISED THERAPY

MODELS	FAMILY	NUMBER OF DEVICES ENROLLED	PERCENT RETURNED FOR ANALYSIS	ELECTRICAL COMPONENT		ELECTRICAL INTERCONNECT		BATTERY		HIGH VOLTAGE CAPACITOR		SOFTWARE/FIRMWARE		MECHANICAL		POSSIBLE EARLY BATTERY DEPLETION		OTHER		TOTAL	
				QTY	RATE	QTY	RATE	QTY	RATE	QTY	RATE	QTY	RATE	QTY	RATE	QTY	RATE	QTY	RATE	QTY	RATE
CD2231-40Q	Fortify™ DR	390	19.20%	0	0.00%	0	0.00%	1	0.26%	0	0.00%	0	0.00%	0	0.00%	2	0.51%	1	0.26%	4	1.03%
CD2231-40	Fortify™ DR	175	19.40%	0	0.00%	0	0.00%	0	0.00%	0	0.00%	0	0.00%	0	0.00%	1	0.57%	0	0.00%	1	0.57%
CD2211-36Q	Current™ + DR	835	35.90%	0	0.00%	0	0.00%	1	0.12%	0	0.00%	0	0.00%	0	0.00%	0	0.00%	1	0.12%	2	0.24%
CD2211-36	Current™ + DR	122	36.10%	0	0.00%	0	0.00%	0	0.00%	0	0.00%	0	0.00%	0	0.00%	0	0.00%	1	0.82%	1	0.82%
2207-36	Current™ DR RF	631	38.50%	0	0.00%	0	0.00%	0	0.00%	0	0.00%	0	0.00%	0	0.00%	1	0.16%	0	0.00%	1	0.16%

MALFUNCTIONS WITHOUT COMPROMISED THERAPY

MODELS	FAMILY	NUMBER OF DEVICES ENROLLED	PERCENT RETURNED FOR ANALYSIS	ELECTRICAL COMPONENT		ELECTRICAL INTERCONNECT		BATTERY		HIGH VOLTAGE CAPACITOR		SOFTWARE/FIRMWARE		MECHANICAL		POSSIBLE EARLY BATTERY DEPLETION		OTHER		TOTAL	
				QTY	RATE	QTY	RATE	QTY	RATE	QTY	RATE	QTY	RATE	QTY	RATE	QTY	RATE	QTY	RATE	QTY	RATE
CD2231-40Q	Fortify™ DR	390	19.20%	0	0.00%	0	0.00%	1	0.26%	0	0.00%	0	0.00%	0	0.00%	5	1.28%	0	0.00%	6	1.54%
CD2231-40	Fortify™ DR	175	19.40%	0	0.00%	0	0.00%	0	0.00%	0	0.00%	0	0.00%	0	0.00%	3	1.71%	0	0.00%	3	1.71%
CD2211-36Q	Current™ + DR	835	35.90%	1	0.12%	0	0.00%	2	0.24%	0	0.00%	2	0.24%	0	0.00%	1	0.12%	2	0.24%	8	0.96%
CD2211-36	Current™ + DR	122	36.10%	0	0.00%	0	0.00%	0	0.00%	0	0.00%	2	1.64%	0	0.00%	0	0.00%	1	0.82%	3	2.46%
2207-36	Current™ DR RF	631	38.50%	0	0.00%	0	0.00%	0	0.00%	0	0.00%	2	0.32%	0	0.00%	1	0.16%	0	0.00%	3	0.48%

Definitions of malfunction categories can be found on [pages 5-6](#).

SINGLE-CHAMBER
**Implantable Cardioverter
Defibrillator (ICD) Devices**

Single-Chamber Implantable Cardioverter Defibrillator (ICD) Devices

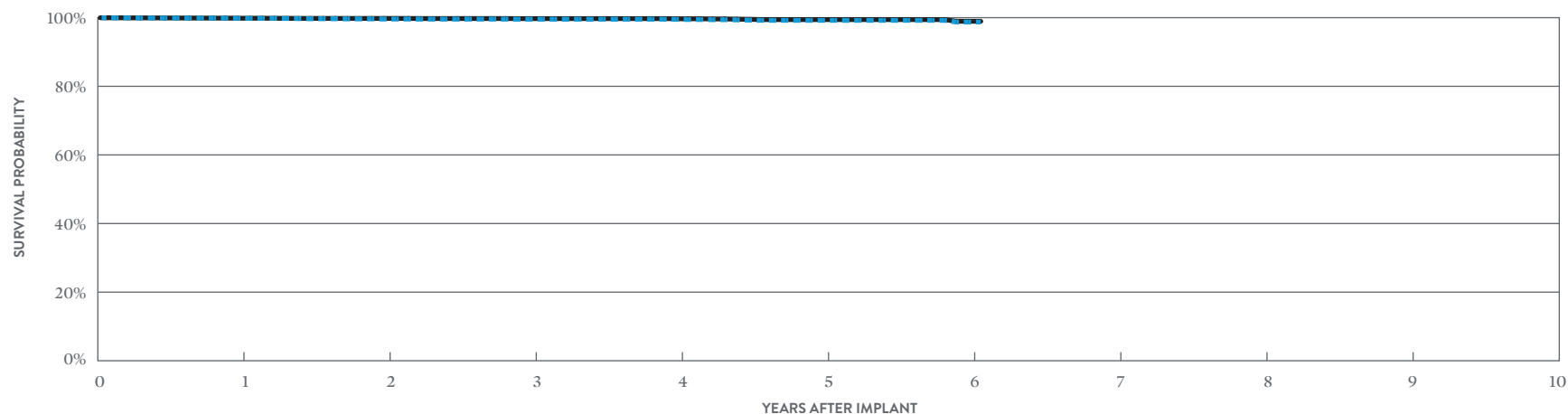
CUSTOMER REPORTED PERFORMANCE DATA

Ellipse™ VR

MODEL CD1411-36Q*

US Regulatory Approval	June 2013
Registered US Implants	19,511
Estimated Active US Implants	13,810
Estimated Longevity	(see table on page 154)
Normal Battery Depletion	10
Max. Delivered Energy	36 joules
Number of US Advisories (see pgs. 321, 322, 324)	Three

	MALFUNCTIONS W/ COMPROMISED THERAPY		MALFUNCTIONS W/O COMPROMISED THERAPY	
	QTY	RATE	QTY	RATE
Electrical Component	4	0.02%	0	0.00%
Electrical Interconnect	0	0.00%	0	0.00%
Battery	0	0.00%	0	0.00%
High Voltage Capacitor	10	0.05%	3	0.02%
Software/Firmware	0	0.00%	1	<0.01%
Mechanical	0	0.00%	3	0.02%
Possible Early Battery Depletion	0	0.00%	0	0.00%
Other	1	<0.01%	2	0.01%
Total	15	0.08%	9	0.05%



INCLUDING NORMAL BATTERY DEPLETION

YEAR	1	2	3	4	5	6	AT 73 MONTHS
SURVIVAL PROBABILITY	99.81%	99.60%	99.55%	99.51%	99.22%	98.73%	98.73%
± 1 STANDARD ERROR	0.03%	0.05%	0.06%	0.06%	0.11%	0.37%	0.37%
SAMPLE SIZE	16,900	12,300	8,730	5,790	3,180	1,090	270

EXCLUDING NORMAL BATTERY DEPLETION

YEAR	1	2	3	4	5	6	AT 73 MONTHS
SURVIVAL PROBABILITY	99.84%	99.78%	99.73%	99.68%	99.44%	98.95%	98.95%
± 1 STANDARD ERROR	0.03%	0.04%	0.05%	0.05%	0.10%	0.36%	0.36%

*DF4-LLHH connector type.

Single-Chamber Implantable Cardioverter Defibrillator (ICD) Devices

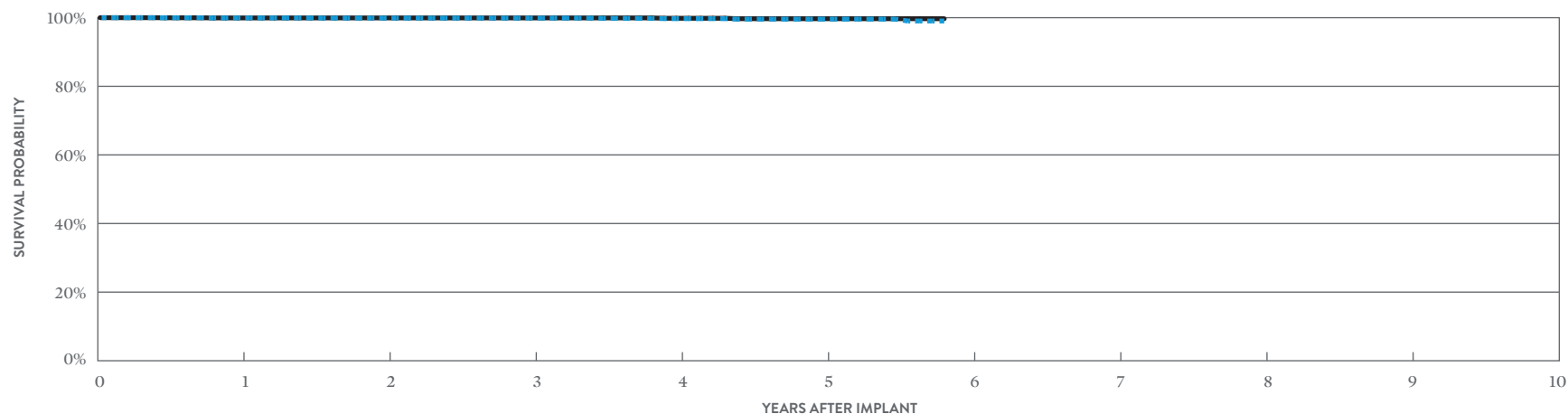
CUSTOMER REPORTED PERFORMANCE DATA

Ellipse™ VR

MODEL CD1411-36C*

US Regulatory Approval	June 2013
Registered US Implants	6,639
Estimated Active US Implants	4,497
Estimated Longevity	(see table on page 154)
Normal Battery Depletion	3
Max. Delivered Energy	36 joules
Number of US Advisories (see pgs. 321, 322, 324)	Three

	MALFUNCTIONS W/ COMPROMISED THERAPY		MALFUNCTIONS W/O COMPROMISED THERAPY	
	QTY	RATE	QTY	RATE
Electrical Component	0	0.00%	2	0.03%
Electrical Interconnect	0	0.00%	0	0.00%
Battery	0	0.00%	0	0.00%
High Voltage Capacitor	0	0.00%	1	0.02%
Software/Firmware	0	0.00%	0	0.00%
Mechanical	0	0.00%	1	0.02%
Possible Early Battery Depletion	0	0.00%	0	0.00%
Other	0	0.00%	0	0.00%
Total	0	0.00%	4	0.06%



INCLUDING NORMAL BATTERY DEPLETION

YEAR	1	2	3	4	5	AT 70 MONTHS
SURVIVAL PROBABILITY	99.93%	99.89%	99.89%	99.71%	99.58%	99.03%
± 1 STANDARD ERROR	0.03%	0.05%	0.05%	0.10%	0.14%	0.41%
SAMPLE SIZE	6,010	4,730	3,510	2,430	1,340	230

EXCLUDING NORMAL BATTERY DEPLETION

YEAR	1	2	3	4	5	AT 70 MONTHS
SURVIVAL PROBABILITY	99.93%	99.93%	99.93%	99.83%	99.70%	99.70%
± 1 STANDARD ERROR	0.03%	0.03%	0.03%	0.08%	0.12%	0.12%

*Parylene coating.

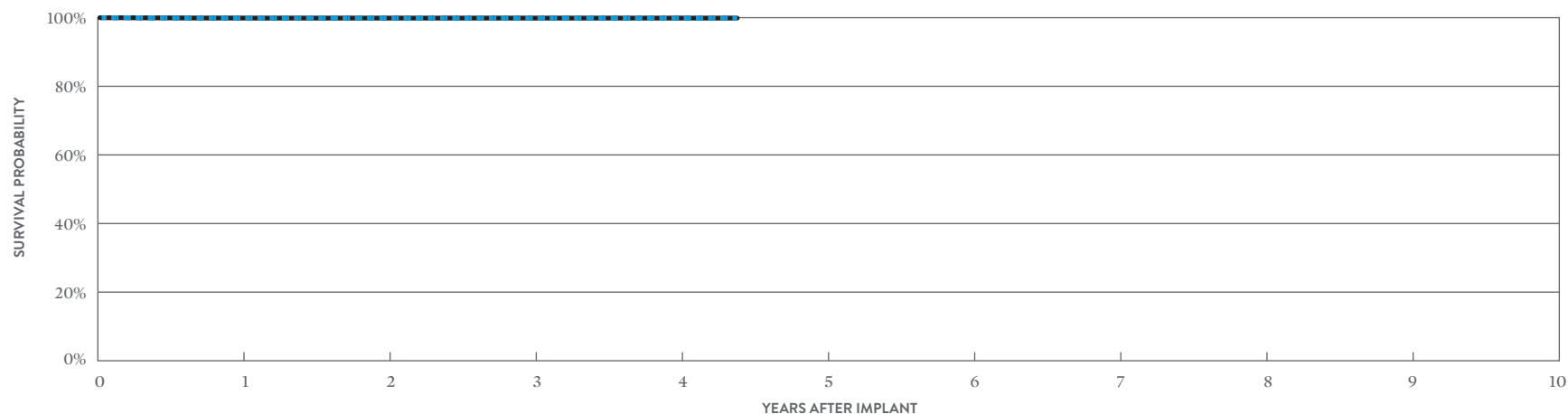
Single-Chamber Implantable Cardioverter Defibrillator (ICD) Devices

CUSTOMER REPORTED PERFORMANCE DATA

Fortify Assura™ VR

MODEL CD1357-40Q* (NON-BATTERY ADVISORY POPULATION)

		MALFUNCTIONS W/ COMPROMISED THERAPY		MALFUNCTIONS W/O COMPROMISED THERAPY		
		QTY	RATE	QTY	RATE	
US Regulatory Approval	June 2013	Electrical Component	2	0.01%	1	<0.01%
Registered US Implants	19,492	Electrical Interconnect	2	0.01%	0	0.00%
Estimated Active US Implants	14,990	Battery	0	0.00%	0	0.00%
Estimated Longevity	(see table on page 154)	High Voltage Capacitor	0	0.00%	0	0.00%
Normal Battery Depletion	4	Software/Firmware	0	0.00%	1	<0.01%
Max. Delivered Energy	40 joules	Mechanical	0	0.00%	1	<0.01%
Number of US Advisories (see pg. 322)	One	Possible Early Battery Depletion	0	0.00%	0	0.00%
		Other	2	0.01%	0	0.00%
		Total	6	0.03%	3	0.02%



INCLUDING NORMAL BATTERY DEPLETION

YEAR	1	2	3	4	AT 53 MONTHS
SURVIVAL PROBABILITY	99.87%	99.81%	99.81%	99.81%	99.81%
± 1 STANDARD ERROR	0.03%	0.03%	0.04%	0.04%	0.04%
SAMPLE SIZE	16,430	11,070	6,910	3,190	320

EXCLUDING NORMAL BATTERY DEPLETION

YEAR	1	2	3	4	AT 53 MONTHS
SURVIVAL PROBABILITY	99.90%	99.88%	99.88%	99.88%	99.88%
± 1 STANDARD ERROR	0.02%	0.03%	0.03%	0.03%	0.03%

*DF4-LLHH connector type.

Single-Chamber Implantable Cardioverter Defibrillator (ICD) Devices

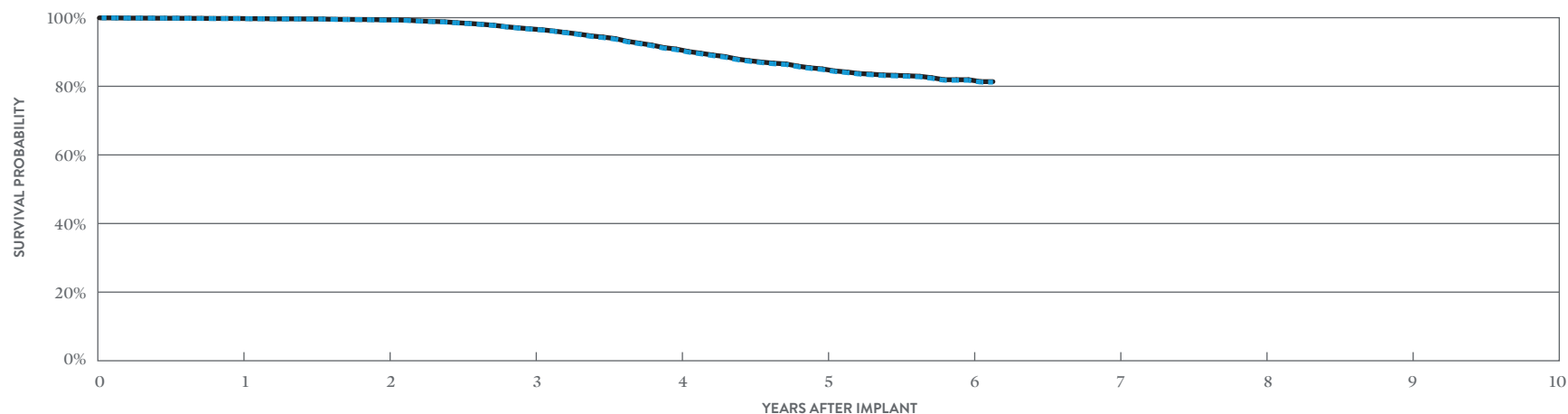
CUSTOMER REPORTED PERFORMANCE DATA

Fortify Assura™ VR

MODEL CD1357-40Q* (BATTERY ADVISORY POPULATION)

US Regulatory Approval	June 2013
Registered US Implants	10,214
Estimated Active US Implants	5,525
Estimated Longevity	(see table on page 154)
Normal Battery Depletion	6
Max. Delivered Energy	40 joules
Number of US Advisories (see pgs. 322, 323)	Three

	MALFUNCTIONS W/ COMPROMISED THERAPY		MALFUNCTIONS W/O COMPROMISED THERAPY	
	QTY	RATE	QTY	RATE
Electrical Component	5	0.05%	8	0.08%
Electrical Interconnect	1	<0.01%	0	0.00%
Battery	0	0.00%	4	0.04%
High Voltage Capacitor	2	0.02%	0	0.00%
Software/Firmware	1	<0.01%	0	0.00%
Mechanical	0	0.00%	0	0.00%
Possible Early Battery Depletion	55	0.54%	345	3.38%
Other	4	0.04%	4	0.04%
Total	68	0.67%	361	3.53%



INCLUDING NORMAL BATTERY DEPLETION

YEAR	1	2	3	4	5	6	AT 74 MONTHS
SURVIVAL PROBABILITY	99.74%	99.28%	96.67%	90.67%	84.89%	81.75%	81.20%
± 1 STANDARD ERROR	0.05%	0.08%	0.19%	0.33%	0.44%	0.61%	0.72%
SAMPLE SIZE	9,600	8,490	7,560	6,610	4,590	1,710	250

EXCLUDING NORMAL BATTERY DEPLETION

YEAR	1	2	3	4	5	6	AT 74 MONTHS
SURVIVAL PROBABILITY	99.77%	99.35%	96.74%	90.85%	85.06%	81.92%	81.36%
± 1 STANDARD ERROR	0.05%	0.08%	0.19%	0.33%	0.44%	0.61%	0.72%

*DF4-LLHH connector type.

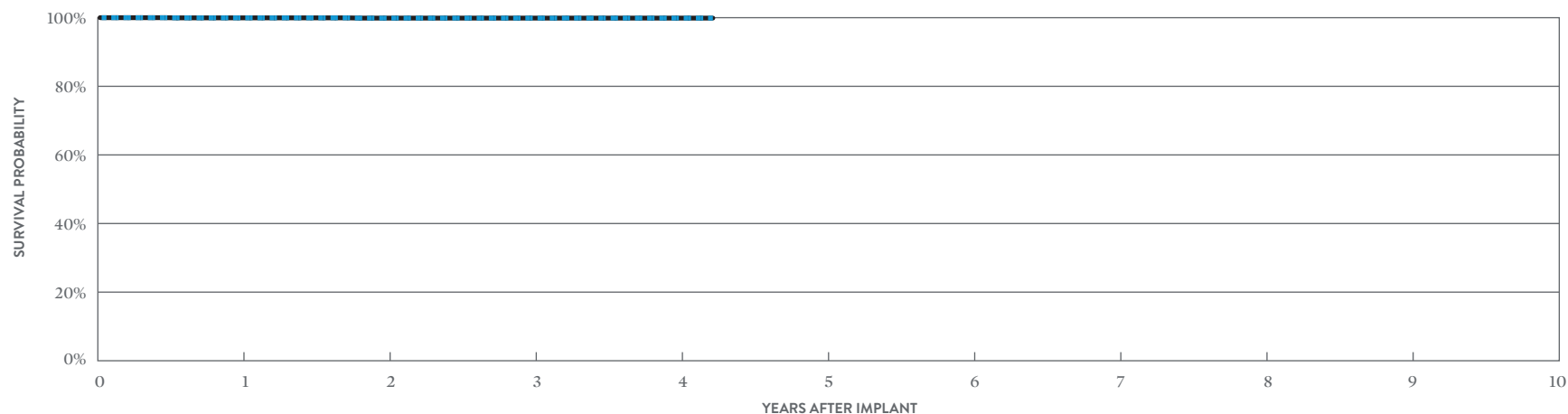
Single-Chamber Implantable Cardioverter Defibrillator (ICD) Devices

CUSTOMER REPORTED PERFORMANCE DATA

Fortify Assura™ VR

MODEL CD1357-40C* (NON-BATTERY ADVISORY POPULATION)

		MALFUNCTIONS W/ COMPROMISED THERAPY		MALFUNCTIONS W/O COMPROMISED THERAPY		
		QTY	RATE	QTY	RATE	
US Regulatory Approval	June 2013	Electrical Component	0	0.00%	0	0.00%
Registered US Implants	4,955	Electrical Interconnect	0	0.00%	0	0.00%
Estimated Active US Implants	3,667	Battery	0	0.00%	0	0.00%
Estimated Longevity	(see table on page 154)	High Voltage Capacitor	0	0.00%	0	0.00%
Normal Battery Depletion	1	Software/Firmware	0	0.00%	0	0.00%
Max. Delivered Energy	40 joules	Mechanical	0	0.00%	1	0.02%
Number of US Advisories (see pg. 322)	One	Possible Early Battery Depletion	0	0.00%	1	0.02%
		Other	0	0.00%	0	0.00%
		Total	0	0.00%	2	0.04%



INCLUDING NORMAL BATTERY DEPLETION

YEAR	1	2	3	4	AT 51 MONTHS
SURVIVAL PROBABILITY	99.95%	99.82%	99.82%	99.82%	99.82%
± 1 STANDARD ERROR	0.03%	0.07%	0.07%	0.07%	0.07%
SAMPLE SIZE	4,400	3,170	1,870	780	210

EXCLUDING NORMAL BATTERY DEPLETION

YEAR	1	2	3	4	AT 51 MONTHS
SURVIVAL PROBABILITY	99.95%	99.88%	99.88%	99.88%	99.88%
± 1 STANDARD ERROR	0.03%	0.06%	0.06%	0.06%	0.06%

*Parylene coating.

Single-Chamber Implantable Cardioverter Defibrillator (ICD) Devices

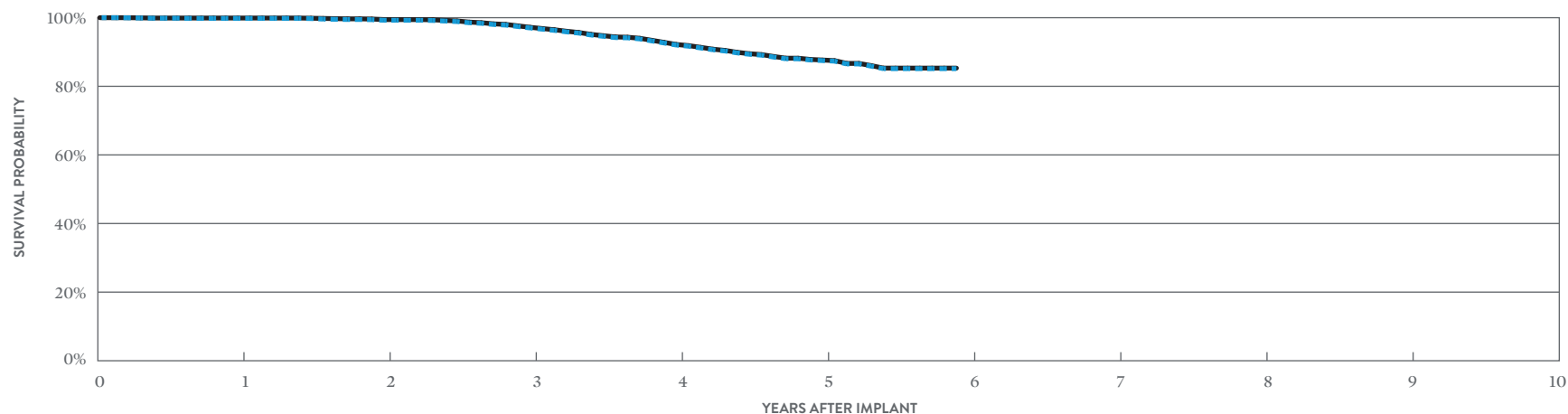
CUSTOMER REPORTED PERFORMANCE DATA

Fortify Assura™ VR

MODEL CD1357-40C* (BATTERY ADVISORY POPULATION)

US Regulatory Approval	June 2013
Registered US Implants	4,131
Estimated Active US Implants	2,165
Estimated Longevity	(see table on page 154)
Normal Battery Depletion	3
Max. Delivered Energy	40 joules
Number of US Advisories (see pgs. 322, 323)	Three

	MALFUNCTIONS W/ COMPROMISED THERAPY		MALFUNCTIONS W/O COMPROMISED THERAPY	
	QTY	RATE	QTY	RATE
Electrical Component	3	0.07%	0	0.00%
Electrical Interconnect	0	0.00%	0	0.00%
Battery	0	0.00%	4	0.10%
High Voltage Capacitor	1	0.02%	0	0.00%
Software/Firmware	0	0.00%	1	0.02%
Mechanical	1	0.02%	0	0.00%
Possible Early Battery Depletion	9	0.22%	112	2.71%
Other	0	0.00%	2	0.05%
Total	14	0.34%	119	2.88%



INCLUDING NORMAL BATTERY DEPLETION

YEAR	1	2	3	4	5	AT 71 MONTHS
SURVIVAL PROBABILITY	99.80%	99.25%	97.00%	92.02%	87.50%	85.14%
± 1 STANDARD ERROR	0.07%	0.13%	0.29%	0.49%	0.67%	0.85%
SAMPLE SIZE	3,880	3,400	2,960	2,500	1,640	230

EXCLUDING NORMAL BATTERY DEPLETION

YEAR	1	2	3	4	5	AT 71 MONTHS
SURVIVAL PROBABILITY	99.90%	99.44%	97.19%	92.19%	87.66%	85.30%
± 1 STANDARD ERROR	0.05%	0.11%	0.28%	0.49%	0.67%	0.85%

*Parylene coating.

Single-Chamber Implantable Cardioverter Defibrillator (ICD) Devices

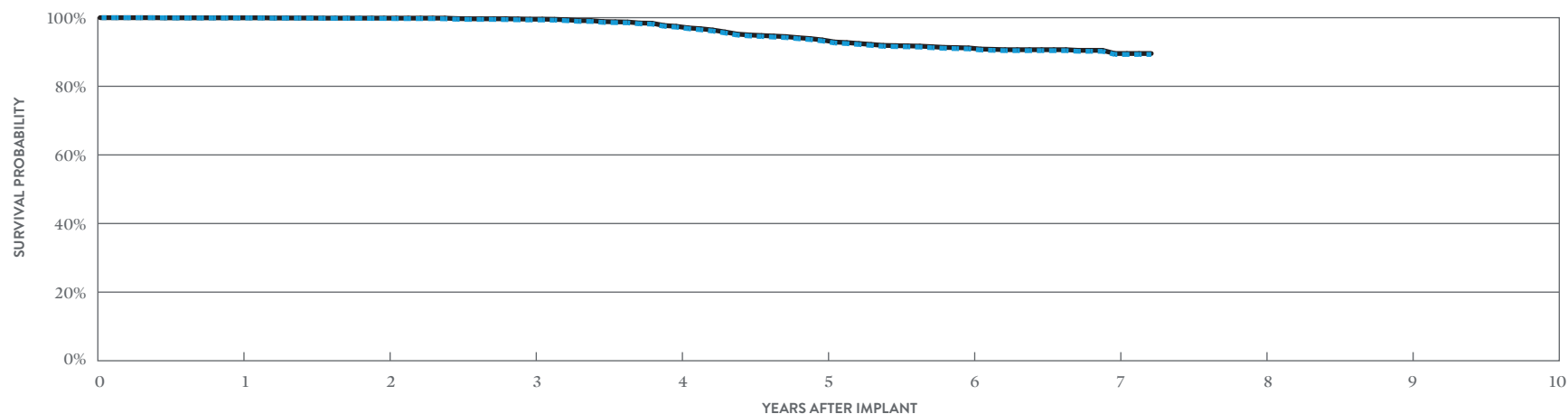
CUSTOMER REPORTED PERFORMANCE DATA

Fortify Assura™ VR

MODEL CD1257-40Q* (BATTERY ADVISORY POPULATION)

US Regulatory Approval	May 2012
Registered US Implants	5,078
Estimated Active US Implants	2,452
Estimated Longevity	(see table on page 154)
Normal Battery Depletion	6
Max. Delivered Energy	40 joules
Number of US Advisories (see pgs. 322, 323)	Three

	MALFUNCTIONS W/ COMPROMISED THERAPY		MALFUNCTIONS W/O COMPROMISED THERAPY	
	QTY	RATE	QTY	RATE
Electrical Component	0	0.00%	1	0.02%
Electrical Interconnect	1	0.02%	0	0.00%
Battery	0	0.00%	3	0.06%
High Voltage Capacitor	0	0.00%	0	0.00%
Software/Firmware	0	0.00%	0	0.00%
Mechanical	0	0.00%	0	0.00%
Possible Early Battery Depletion	19	0.37%	97	1.91%
Other	1	0.02%	0	0.00%
Total	21	0.41%	101	1.99%



INCLUDING NORMAL BATTERY DEPLETION

YEAR	1	2	3	4	5	6	7	AT 87 MONTHS
SURVIVAL PROBABILITY	99.92%	99.77%	99.33%	97.24%	93.21%	90.90%	89.28%	89.28%
± 1 STANDARD ERROR	0.04%	0.07%	0.12%	0.26%	0.42%	0.51%	0.54%	0.68%
SAMPLE SIZE	4,790	4,260	3,810	3,400	3,010	2,540	1,330	260

EXCLUDING NORMAL BATTERY DEPLETION

YEAR	1	2	3	4	5	6	7	AT 87 MONTHS
SURVIVAL PROBABILITY	99.96%	99.87%	99.57%	97.48%	93.50%	91.18%	89.56%	89.56%
± 1 STANDARD ERROR	0.03%	0.05%	0.10%	0.25%	0.42%	0.50%	0.54%	0.67%

*DF4-LLHH connector type.

Single-Chamber Implantable Cardioverter Defibrillator (ICD) Devices

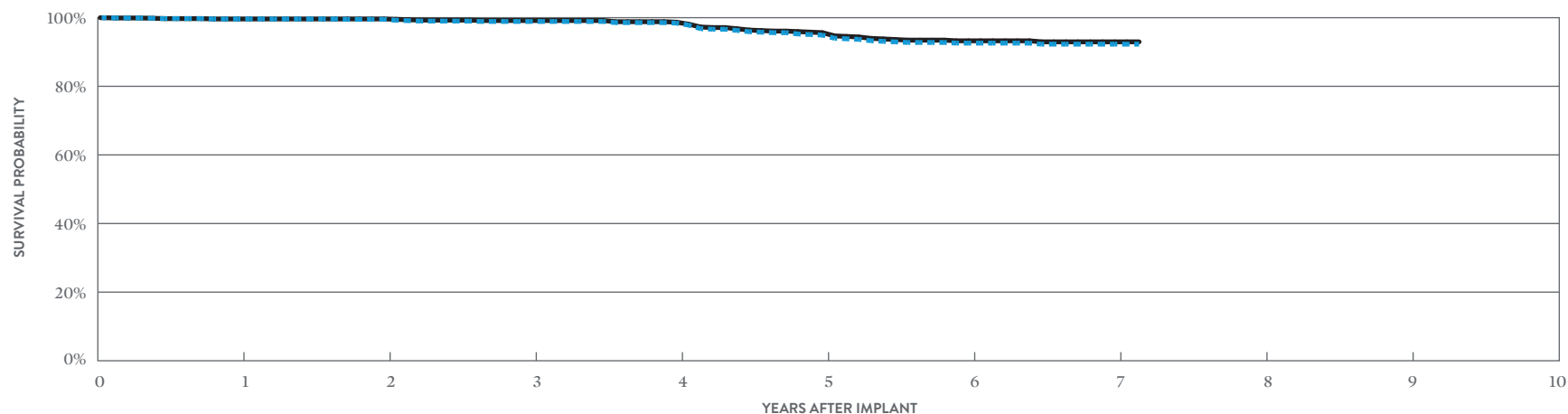
CUSTOMER REPORTED PERFORMANCE DATA

Fortify Assura™ VR

MODEL CD1257-40 (BATTERY ADVISORY POPULATION)

US Regulatory Approval	May 2012
Registered US Implants	2,294
Estimated Active US Implants	1,092
Estimated Longevity	(see table on page 154)
Normal Battery Depletion	4
Max. Delivered Energy	40 joules
Number of US Advisories (see pgs. 322, 323)	Three

	MALFUNCTIONS W/ COMPROMISED THERAPY		MALFUNCTIONS W/O COMPROMISED THERAPY	
	QTY	RATE	QTY	RATE
Electrical Component	1	0.04%	0	0.00%
Electrical Interconnect	2	0.09%	0	0.00%
Battery	1	0.04%	2	0.09%
High Voltage Capacitor	0	0.00%	0	0.00%
Software/Firmware	0	0.00%	0	0.00%
Mechanical	0	0.00%	0	0.00%
Possible Early Battery Depletion	7	0.31%	27	1.18%
Other	2	0.09%	1	0.04%
Total	13	0.57%	30	1.31%



INCLUDING NORMAL BATTERY DEPLETION

YEAR	1	2	3	4	5	6	7	AT 86 MONTHS
SURVIVAL PROBABILITY	99.63%	99.52%	98.89%	98.42%	94.93%	92.58%	92.28%	92.28%
± 1 STANDARD ERROR	0.13%	0.15%	0.24%	0.28%	0.56%	0.71%	0.74%	0.74%
SAMPLE SIZE	2,140	1,890	1,680	1,490	1,310	1,060	570	220

EXCLUDING NORMAL BATTERY DEPLETION

YEAR	1	2	3	4	5	6	7	AT 86 MONTHS
SURVIVAL PROBABILITY	99.63%	99.63%	99.17%	98.69%	95.63%	93.26%	92.96%	92.96%
± 1 STANDARD ERROR	0.13%	0.13%	0.21%	0.26%	0.53%	0.68%	0.71%	0.71%

Single-Chamber Implantable Cardioverter Defibrillator (ICD) Devices

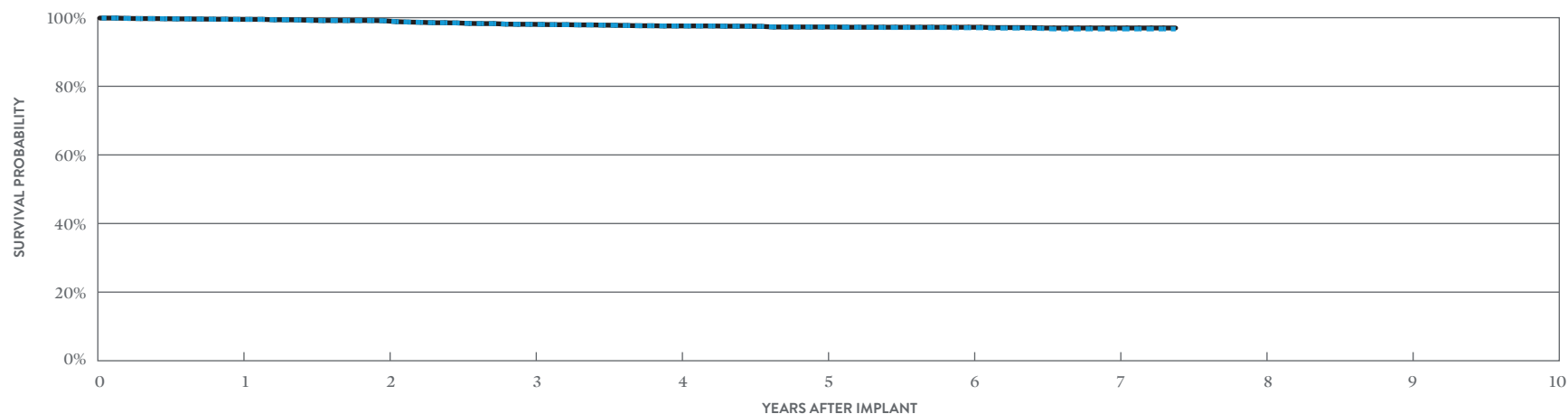
CUSTOMER REPORTED PERFORMANCE DATA

Ellipse™ VR

MODEL CD1311-36Q*

US Regulatory Approval	May 2012
Registered US Implants	4,742
Estimated Active US Implants	2,414
Estimated Longevity	(see table on page 154)
Normal Battery Depletion	3
Max. Delivered Energy	36 joules
Number of US Advisories (see pgs. 322, 324)	Two

	MALFUNCTIONS W/ COMPROMISED THERAPY		MALFUNCTIONS W/O COMPROMISED THERAPY	
	QTY	RATE	QTY	RATE
Electrical Component	2	0.04%	2	0.04%
Electrical Interconnect	0	0.00%	0	0.00%
Battery	0	0.00%	0	0.00%
High Voltage Capacitor	36	0.76%	3	0.06%
Software/Firmware	1	0.02%	0	0.00%
Mechanical	1	0.02%	0	0.00%
Possible Early Battery Depletion	0	0.00%	0	0.00%
Other	1	0.02%	2	0.04%
Total	41	0.86%	7	0.15%



INCLUDING NORMAL BATTERY DEPLETION

YEAR	1	2	3	4	5	6	7	AT 89 MONTHS
SURVIVAL PROBABILITY	99.51%	99.11%	98.08%	97.59%	97.29%	97.06%	96.72%	96.72%
± 1 STANDARD ERROR	0.10%	0.14%	0.22%	0.25%	0.27%	0.28%	0.32%	0.32%
SAMPLE SIZE	4,460	3,970	3,570	3,210	2,910	2,510	1,460	270

EXCLUDING NORMAL BATTERY DEPLETION

YEAR	1	2	3	4	5	6	7	AT 89 MONTHS
SURVIVAL PROBABILITY	99.51%	99.11%	98.08%	97.59%	97.29%	97.22%	97.00%	97.00%
± 1 STANDARD ERROR	0.10%	0.14%	0.22%	0.25%	0.27%	0.27%	0.29%	0.29%

*DF4-LLHH connector type.

Single-Chamber Implantable Cardioverter Defibrillator (ICD) Devices

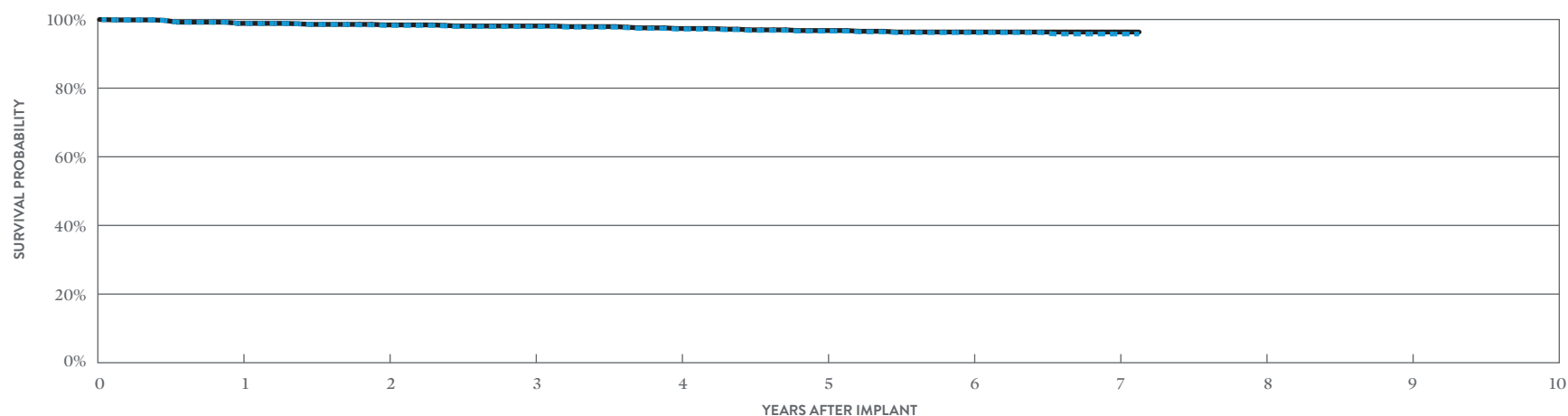
CUSTOMER REPORTED PERFORMANCE DATA

Ellipse™ VR

MODEL CD1311-36

US Regulatory Approval	May 2012
Registered US Implants	1,620
Estimated Active US Implants	825
Estimated Longevity	(see table on page 154)
Normal Battery Depletion	2
Max. Delivered Energy	36 joules
Number of US Advisories (see pgs. 322, 324)	Two

	MALFUNCTIONS W/ COMPROMISED THERAPY		MALFUNCTIONS W/O COMPROMISED THERAPY	
	QTY	RATE	QTY	RATE
Electrical Component	4	0.25%	1	0.06%
Electrical Interconnect	1	0.06%	0	0.00%
Battery	0	0.00%	0	0.00%
High Voltage Capacitor	8	0.49%	2	0.12%
Software/Firmware	0	0.00%	1	0.06%
Mechanical	2	0.12%	1	0.06%
Possible Early Battery Depletion	0	0.00%	0	0.00%
Other	1	0.06%	0	0.00%
Total	16	0.99%	5	0.31%



INCLUDING NORMAL BATTERY DEPLETION

YEAR	1	2	3	4	5	6	7	AT 86 MONTHS
SURVIVAL PROBABILITY	98.87%	98.28%	97.95%	97.22%	96.63%	96.20%	95.78%	95.78%
± 1 STANDARD ERROR	0.23%	0.32%	0.38%	0.44%	0.51%	0.55%	0.63%	0.63%
SAMPLE SIZE	1,520	1,350	1,200	1,080	990	840	480	200

EXCLUDING NORMAL BATTERY DEPLETION

YEAR	1	2	3	4	5	6	7	AT 86 MONTHS
SURVIVAL PROBABILITY	98.87%	98.43%	98.10%	97.37%	96.78%	96.35%	96.35%	96.35%
± 1 STANDARD ERROR	0.23%	0.31%	0.36%	0.42%	0.50%	0.54%	0.54%	0.54%

Single-Chamber Implantable Cardioverter Defibrillator (ICD) Devices

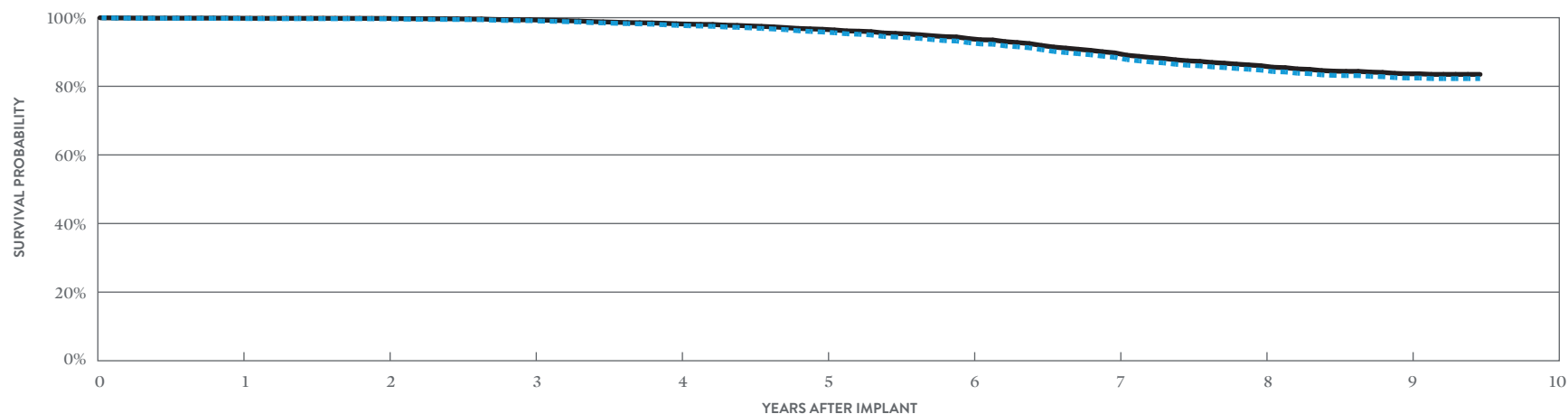
CUSTOMER REPORTED PERFORMANCE DATA

Fortify™ VR

MODEL CD1231-40Q* (BATTERY ADVISORY POPULATION)

US Regulatory Approval	May 2010
Registered US Implants	16,185
Estimated Active US Implants	6,336
Estimated Longevity	(see table on page 154)
Normal Battery Depletion	56
Max. Delivered Energy	40 joules
Number of US Advisories (see pgs. 322, 323)	Three

	MALFUNCTIONS W/ COMPROMISED THERAPY		MALFUNCTIONS W/O COMPROMISED THERAPY	
	QTY	RATE	QTY	RATE
Electrical Component	7	0.04%	7	0.04%
Electrical Interconnect	2	0.01%	0	0.00%
Battery	18	0.11%	46	0.28%
High Voltage Capacitor	1	<0.01%	1	<0.01%
Software/Firmware	0	0.00%	1	<0.01%
Mechanical	0	0.00%	0	0.00%
Possible Early Battery Depletion	127	0.78%	289	1.79%
Other	8	0.05%	4	0.02%
Total	163	1.01%	348	2.15%



INCLUDING NORMAL BATTERY DEPLETION

YEAR	1	2	3	4	5	6	7	8	9	AT 114 MONTHS
SURVIVAL PROBABILITY	99.75%	99.67%	99.13%	97.77%	95.83%	92.71%	88.46%	84.72%	82.41%	82.24%
± 1 STANDARD ERROR	0.04%	0.05%	0.08%	0.13%	0.19%	0.25%	0.33%	0.39%	0.47%	0.49%
SAMPLE SIZE	15,140	13,380	12,030	10,770	9,590	8,510	7,410	5,460	2,670	320

EXCLUDING NORMAL BATTERY DEPLETION

YEAR	1	2	3	4	5	6	7	8	9	AT 114 MONTHS
SURVIVAL PROBABILITY	99.84%	99.79%	99.37%	98.22%	96.62%	93.91%	89.74%	85.99%	83.64%	83.47%
± 1 STANDARD ERROR	0.03%	0.04%	0.07%	0.12%	0.17%	0.23%	0.32%	0.38%	0.46%	0.48%

*DF4-LLHH connector type.

Single-Chamber Implantable Cardioverter Defibrillator (ICD) Devices

ACTIVELY MONITORED STUDY DATA

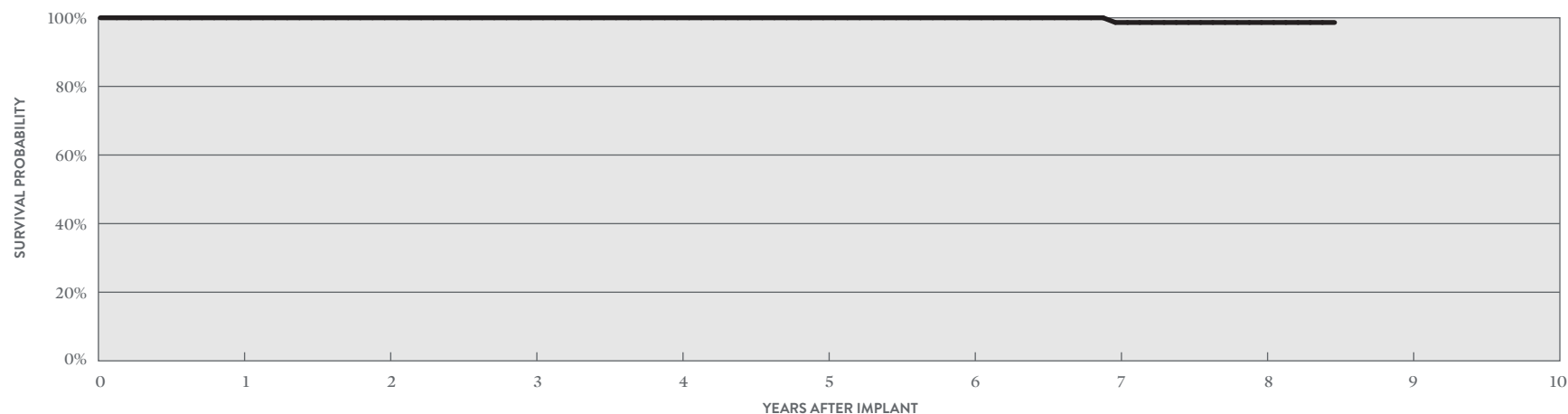
Fortify™ VR

MODEL CD1231-40Q*

US Regulatory Approval	May 2010
Number of Devices Enrolled in Study	160
Active Devices Enrolled in Study	56
Cumulative Months of Follow-up	11,055
Estimated Longevity	(see table on page 154)
Max. Delivered Energy	40 joules

QUALIFYING COMPLICATIONS	QTY	RATE
Premature Battery Depletion	1	0.63%

	MALFUNCTIONS W/ COMPROMISED THERAPY		MALFUNCTIONS W/O COMPROMISED THERAPY	
	QTY	RATE	QTY	RATE
Electrical Component	0	0.00%	0	0.00%
Electrical Interconnect	0	0.00%	0	0.00%
Battery	0	0.00%	1	0.63%
High Voltage Capacitor	1	0.63%	0	0.00%
Software/Firmware	0	0.00%	0	0.00%
Mechanical	0	0.00%	0	0.00%
Possible Early Battery Depletion	2	1.25%	5	3.13%
Other	0	0.00%	0	0.00%
Total	3	1.88%	6	3.75%



ACTIVELY MONITORED STUDY DATA

YEAR	1	2	3	4	5	6	7	8	AT 102 MONTHS
SURVIVAL PROBABILITY	100.00%	100.00%	100.00%	100.00%	100.00%	100.00%	98.63%	98.63%	98.63%
± 1 STANDARD ERROR	0.00%	0.00%	0.00%	0.00%	0.00%	0.00%	0.00%	1.36%	1.36%
SAMPLE SIZE	160	150	130	110	100	90	80	70	50

*DF4-LLHH connector type.

Single-Chamber Implantable Cardioverter Defibrillator (ICD) Devices

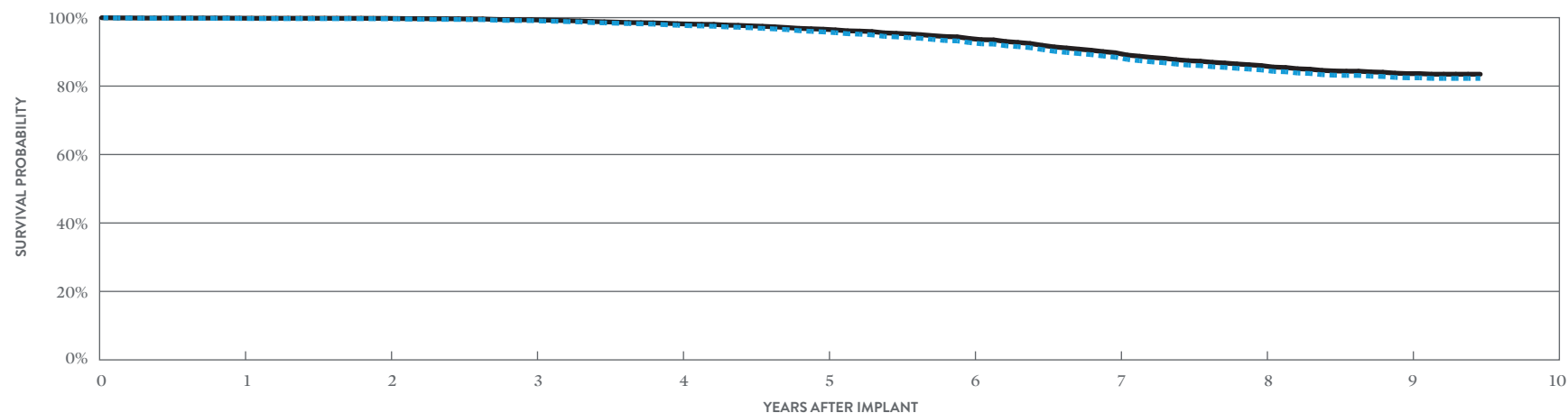
CUSTOMER REPORTED PERFORMANCE DATA

Fortify™ VR

MODEL CD1231-40 (BATTERY ADVISORY POPULATION)

US Regulatory Approval	May 2010
Registered US Implants	6,781
Estimated Active US Implants	2,571
Estimated Longevity	(see table on page 154)
Normal Battery Depletion	18
Max. Delivered Energy	40 joules
Number of US Advisories (see pgs. 322, 323)	Three

	MALFUNCTIONS W/ COMPROMISED THERAPY		MALFUNCTIONS W/O COMPROMISED THERAPY	
	QTY	RATE	QTY	RATE
Electrical Component	3	0.04%	6	0.09%
Electrical Interconnect	0	0.00%	0	0.00%
Battery	4	0.06%	12	0.18%
High Voltage Capacitor	10	0.15%	1	0.01%
Software/Firmware	0	0.00%	0	0.00%
Mechanical	0	0.00%	1	0.01%
Possible Early Battery Depletion	40	0.59%	106	1.56%
Other	6	0.09%	3	0.04%
Total	63	0.93%	129	1.90%



INCLUDING NORMAL BATTERY DEPLETION

YEAR	1	2	3	4	5	6	7	8	9	AT 112 MONTHS
SURVIVAL PROBABILITY	99.74%	99.63%	99.34%	97.69%	96.29%	93.89%	89.54%	85.94%	83.70%	83.70%
± 1 STANDARD ERROR	0.06%	0.07%	0.11%	0.20%	0.28%	0.37%	0.50%	0.60%	0.73%	0.73%
SAMPLE SIZE	6,330	5,530	4,910	4,370	3,890	3,470	3,050	2,240	1,070	250

EXCLUDING NORMAL BATTERY DEPLETION

YEAR	1	2	3	4	5	6	7	8	9	AT 112 MONTHS
SURVIVAL PROBABILITY	99.97%	99.90%	99.67%	98.17%	96.97%	94.60%	90.36%	86.80%	84.54%	84.54%
± 1 STANDARD ERROR	0.02%	0.03%	0.08%	0.18%	0.26%	0.35%	0.49%	0.59%	0.72%	0.72%

Single-Chamber Implantable Cardioverter Defibrillator (ICD) Devices

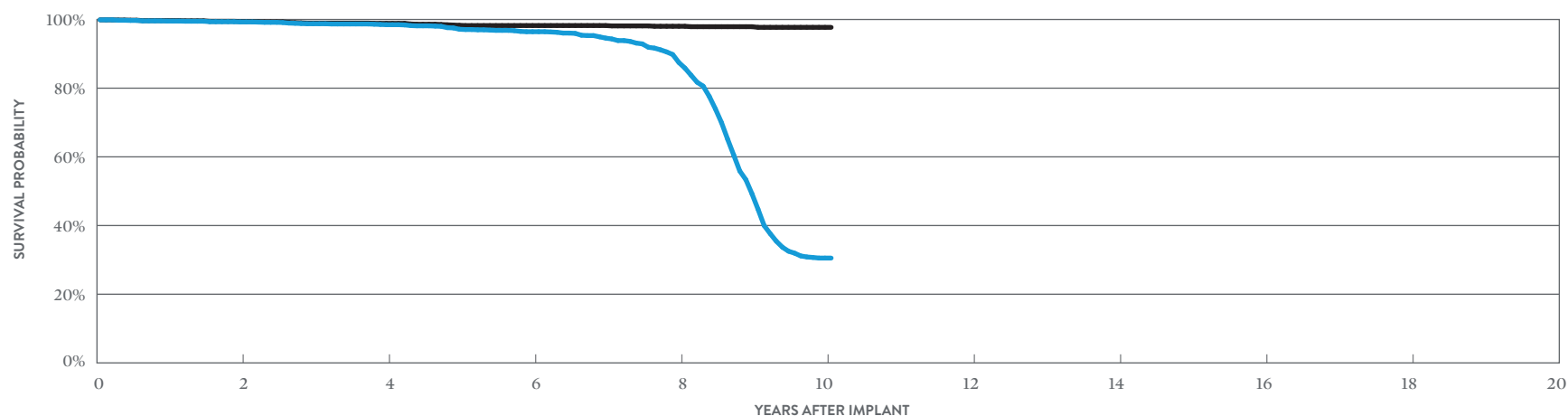
CUSTOMER REPORTED PERFORMANCE DATA

Current™ + VR

MODEL CD1211-36Q*

US Regulatory Approval	February 2009
Registered US Implants	4,432
Estimated Active US Implants	860
Estimated Longevity	(see table on page 154)
Normal Battery Depletion	554
Max. Delivered Energy	36 joules
Number of US Advisories (see pg. 322)	One

	MALFUNCTIONS W/ COMPROMISED THERAPY		MALFUNCTIONS W/O COMPROMISED THERAPY	
	QTY	RATE	QTY	RATE
Electrical Component	4	0.09%	3	0.07%
Electrical Interconnect	0	0.00%	0	0.00%
Battery	5	0.11%	3	0.07%
High Voltage Capacitor	1	0.02%	0	0.00%
Software/Firmware	0	0.00%	1	0.02%
Mechanical	0	0.00%	1	0.02%
Possible Early Battery Depletion	6	0.14%	1	0.02%
Other	3	0.07%	2	0.05%
Total	19	0.43%	11	0.25%



INCLUDING NORMAL BATTERY DEPLETION

YEAR	2	4	6	8	10	AT 121 MONTHS
SURVIVAL PROBABILITY	99.29%	98.48%	96.44%	87.47%	30.53%	30.53%
± 1 STANDARD ERROR	0.13%	0.20%	0.35%	0.64%	1.02%	1.02%
SAMPLE SIZE	3,600	2,900	2,360	1,870	650	250

EXCLUDING NORMAL BATTERY DEPLETION

YEAR	2	4	6	8	10	AT 121 MONTHS
SURVIVAL PROBABILITY	99.41%	98.87%	98.23%	98.02%	97.71%	97.71%
± 1 STANDARD ERROR	0.12%	0.18%	0.24%	0.26%	0.30%	0.30%

*DF4-LLHH connector type.

Single-Chamber Implantable Cardioverter Defibrillator (ICD) Devices

ACTIVELY MONITORED STUDY DATA

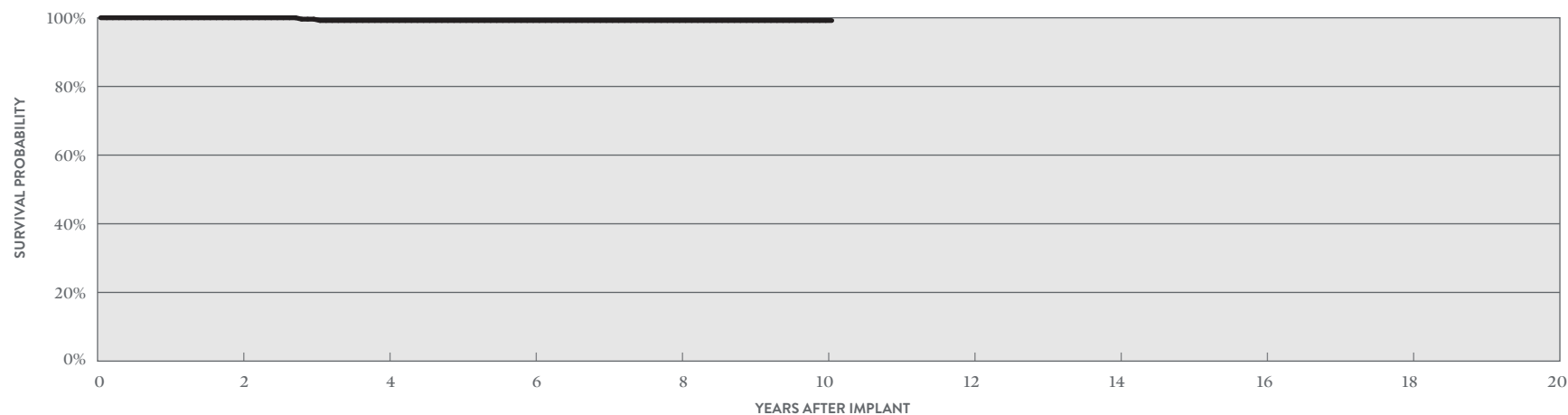
Current™ + VR

MODEL CD1211-36Q*

US Regulatory Approval	February 2009
Number of Devices Enrolled in Study	363
Active Devices Enrolled in Study	143
Cumulative Months of Follow-up	25,644
Estimated Longevity	(see table on page 154)
Max. Delivered Energy	36 joules

QUALIFYING COMPLICATIONS	QTY	RATE
Inappropriate Shock	1	0.28%
Premature Battery Depletion	1	0.28%

	MALFUNCTIONS W/ COMPROMISED THERAPY		MALFUNCTIONS W/O COMPROMISED THERAPY	
	QTY	RATE	QTY	RATE
Electrical Component	0	0.00%	0	0.00%
Electrical Interconnect	0	0.00%	0	0.00%
Battery	1	0.28%	0	0.00%
High Voltage Capacitor	0	0.00%	0	0.00%
Software/Firmware	0	0.00%	1	0.28%
Mechanical	0	0.00%	0	0.00%
Possible Early Battery Depletion	0	0.00%	1	0.28%
Other	0	0.00%	0	0.00%
Total	1	0.28%	2	0.55%



ACTIVELY MONITORED STUDY DATA

YEAR	2	4	6	8	10	AT 121 MONTHS
SURVIVAL PROBABILITY	100.00%	99.20%	99.20%	99.20%	99.20%	99.20%
± 1 STANDARD ERROR	0.00%	0.56%	0.56%	0.56%	0.56%	0.56%
SAMPLE SIZE	310	230	180	160	110	60

*DF4-LLHH connector type.

Single-Chamber Implantable Cardioverter Defibrillator (ICD) Devices

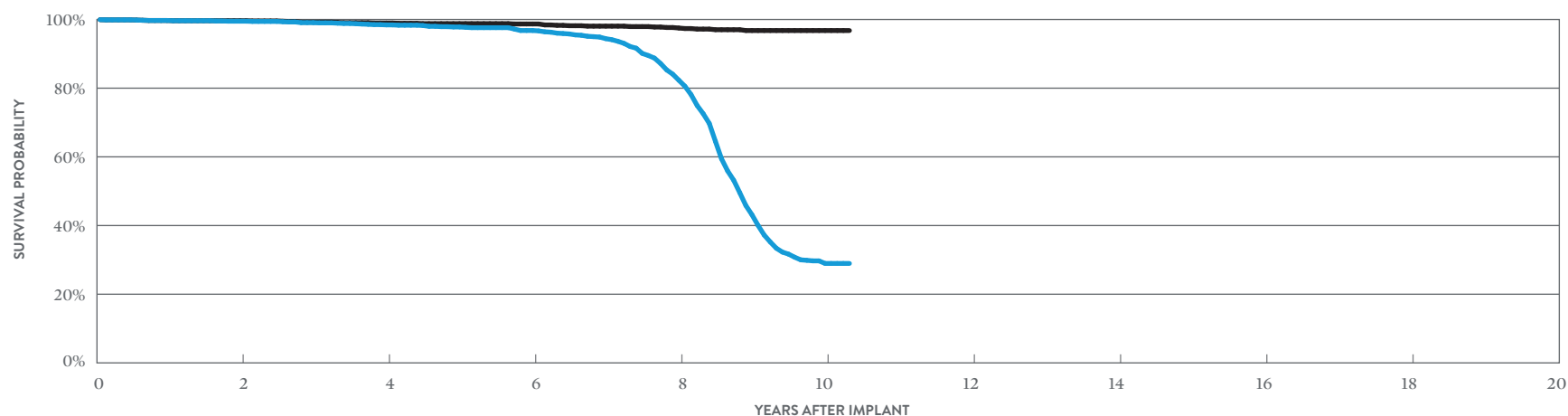
CUSTOMER REPORTED PERFORMANCE DATA

Current™ + VR

MODEL CD1211-36

US Regulatory Approval	February 2009
Registered US Implants	3,638
Estimated Active US Implants	712
Estimated Longevity	(see table on page 154)
Normal Battery Depletion	450
Max. Delivered Energy	36 joules
Number of US Advisories (see pg. 322)	One

	MALFUNCTIONS W/ COMPROMISED THERAPY		MALFUNCTIONS W/O COMPROMISED THERAPY	
	QTY	RATE	QTY	RATE
Electrical Component	3	0.08%	3	0.08%
Electrical Interconnect	2	0.05%	0	0.00%
Battery	5	0.14%	0	0.00%
High Voltage Capacitor	2	0.05%	0	0.00%
Software/Firmware	0	0.00%	5	0.14%
Mechanical	0	0.00%	0	0.00%
Possible Early Battery Depletion	5	0.14%	2	0.05%
Other	2	0.05%	1	0.03%
Total	19	0.52%	11	0.30%



INCLUDING NORMAL BATTERY DEPLETION

YEAR	2	4	6	8	10	AT 124 MONTHS
SURVIVAL PROBABILITY	99.50%	98.42%	96.79%	82.31%	28.96%	28.96%
± 1 STANDARD ERROR	0.12%	0.23%	0.37%	0.88%	1.12%	1.12%
SAMPLE SIZE	2,950	2,380	1,920	1,460	520	200

EXCLUDING NORMAL BATTERY DEPLETION

YEAR	2	4	6	8	10	AT 124 MONTHS
SURVIVAL PROBABILITY	99.64%	98.97%	98.69%	97.51%	96.78%	96.78%
± 1 STANDARD ERROR	0.10%	0.19%	0.22%	0.33%	0.43%	0.43%

Single-Chamber Implantable Cardioverter Defibrillator (ICD) Devices

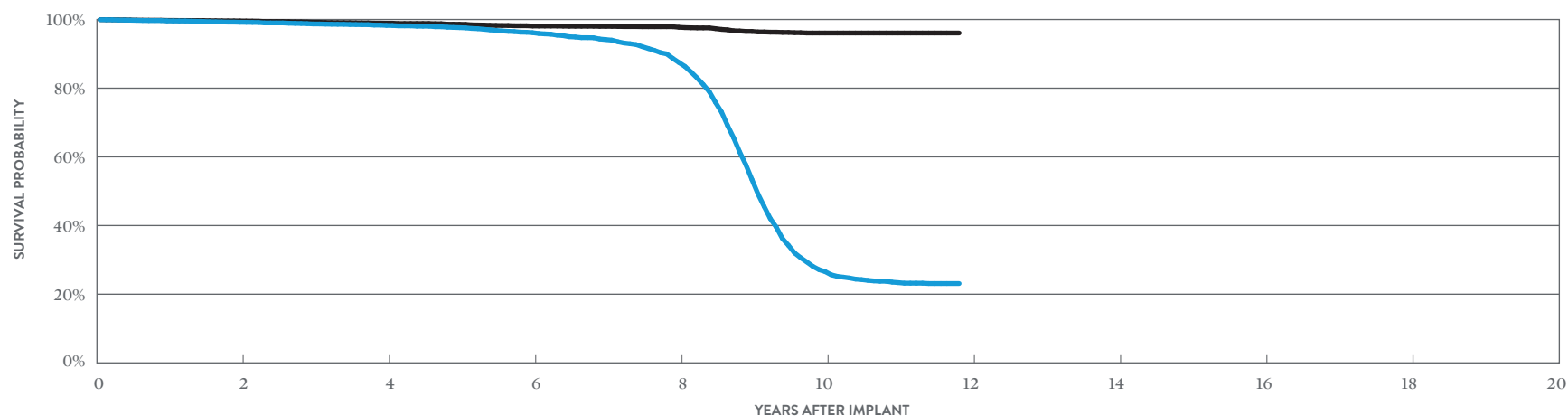
CUSTOMER REPORTED PERFORMANCE DATA

Current™ VR RF

MODEL 1207-36

US Regulatory Approval	September 2007
Registered US Implants	13,292
Estimated Active US Implants	1,786
Estimated Longevity	(see table on page 154)
Normal Battery Depletion	1,814
Max. Delivered Energy	36 joules
Number of US Advisories (see pg. 322)	One

	MALFUNCTIONS W/ COMPROMISED THERAPY		MALFUNCTIONS W/O COMPROMISED THERAPY	
	QTY	RATE	QTY	RATE
Electrical Component	6	0.05%	9	0.07%
Electrical Interconnect	10	0.08%	0	0.00%
Battery	10	0.08%	5	0.04%
High Voltage Capacitor	1	<0.01%	1	<0.01%
Software/Firmware	1	<0.01%	13	0.10%
Mechanical	0	0.00%	7	0.05%
Possible Early Battery Depletion	14	0.11%	18	0.14%
Other	9	0.07%	8	0.06%
Total	51	0.38%	61	0.46%



INCLUDING NORMAL BATTERY DEPLETION

YEAR	2	4	6	8	10	AT 142 MONTHS
SURVIVAL PROBABILITY	99.19%	98.28%	96.16%	87.48%	26.58%	23.11%
± 1 STANDARD ERROR	0.08%	0.13%	0.21%	0.39%	0.55%	0.54%
SAMPLE SIZE	10,680	8,470	6,790	5,340	2,580	200

EXCLUDING NORMAL BATTERY DEPLETION

YEAR	2	4	6	8	10	AT 142 MONTHS
SURVIVAL PROBABILITY	99.57%	98.93%	98.10%	97.74%	96.07%	96.07%
± 1 STANDARD ERROR	0.06%	0.10%	0.14%	0.16%	0.27%	0.27%

Single-Chamber Implantable Cardioverter Defibrillator (ICD) Devices

ACTIVELY MONITORED STUDY DATA

Current™ VR RF

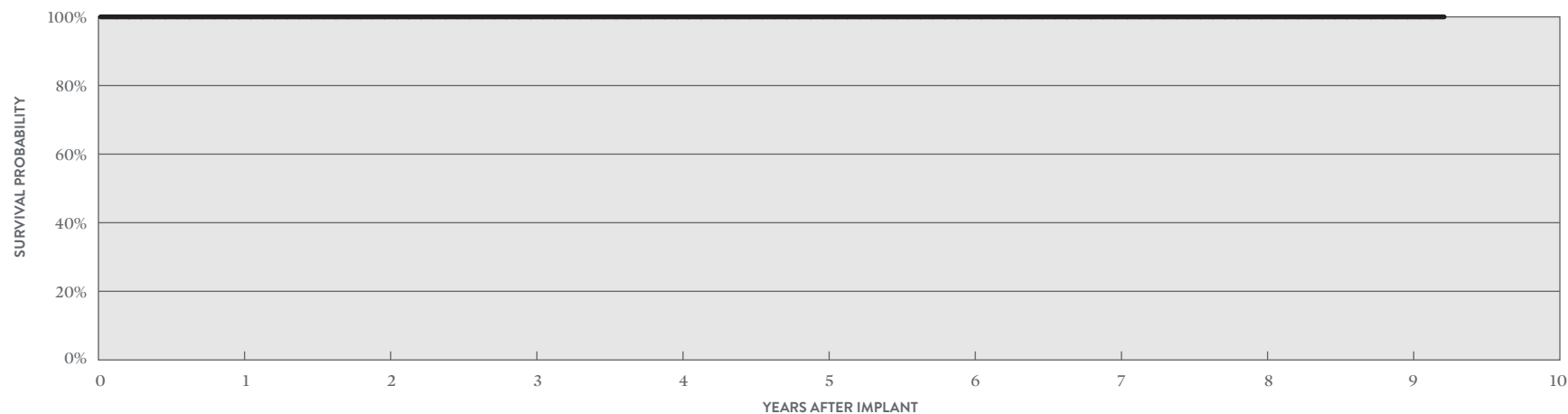
MODEL 1207-36

US Regulatory Approval	September 2007
Number of Devices Enrolled in Study	395
Active Devices Enrolled in Study	18
Cumulative Months of Follow-up	21,993
Estimated Longevity	(see table on page 154)
Max. Delivered Energy	36 joules

QUALIFYING COMPLICATIONS

None Reported

	MALFUNCTIONS W/ COMPROMISED THERAPY		MALFUNCTIONS W/O COMPROMISED THERAPY	
	QTY	RATE	QTY	RATE
Electrical Component	0	0.00%	1	0.25%
Electrical Interconnect	0	0.00%	0	0.00%
Battery	0	0.00%	0	0.00%
High Voltage Capacitor	0	0.00%	0	0.00%
Software/Firmware	0	0.00%	0	0.00%
Mechanical	0	0.00%	0	0.00%
Possible Early Battery Depletion	0	0.00%	0	0.00%
Other	0	0.00%	0	0.00%
Total	0	0.00%	1	0.25%



ACTIVELY MONITORED STUDY DATA

YEAR	1	2	3	4	5	6	7	8	9	AT 111 MONTHS
SURVIVAL PROBABILITY	100.00%	100.00%	100.00%	100.00%	100.00%	100.00%	100.00%	100.00%	100.00%	100.00%
± 1 STANDARD ERROR	0.00%	0.00%	0.00%	0.00%	0.00%	0.00%	0.00%	0.00%	0.00%	0.00%
SAMPLE SIZE	380	340	280	210	160	140	120	100	70	50

Single-Chamber Implantable Cardioverter Defibrillator (ICD) Devices

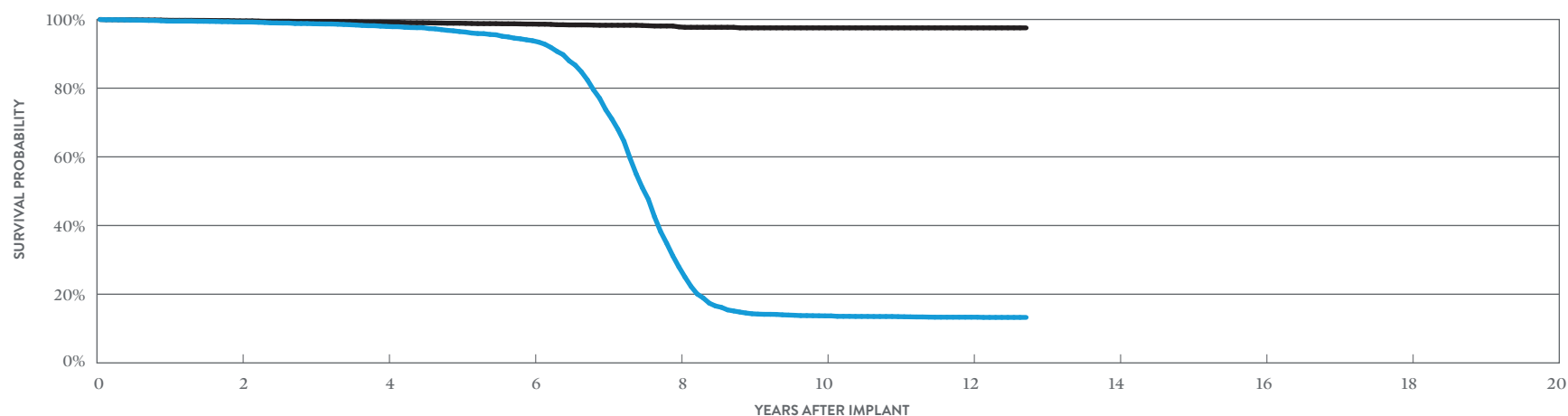
CUSTOMER REPORTED PERFORMANCE DATA

Atlas™ II VR

MODEL V-168

US Regulatory Approval	July 2006
Registered US Implants	10,605
Estimated Active US Implants	979
Estimated Longevity	(see table on page 154)
Normal Battery Depletion	1,862
Max. Delivered Energy	36 joules
Number of US Advisories (see pg. 337)	One

	MALFUNCTIONS W/ COMPROMISED THERAPY		MALFUNCTIONS W/O COMPROMISED THERAPY	
	QTY	RATE	QTY	RATE
Electrical Component	4	0.04%	3	0.03%
Electrical Interconnect	2	0.02%	0	0.00%
Battery	10	0.09%	2	0.02%
High Voltage Capacitor	1	<0.01%	0	0.00%
Software/Firmware	0	0.00%	0	0.00%
Mechanical	1	<0.01%	4	0.04%
Possible Early Battery Depletion	10	0.09%	5	0.05%
Other	10	0.09%	5	0.05%
Total	38	0.36%	19	0.18%



INCLUDING NORMAL BATTERY DEPLETION

YEAR	2	4	6	8	10	12	AT 153 MONTHS
SURVIVAL PROBABILITY	99.27%	97.98%	93.82%	27.96%	13.69%	13.31%	13.25%
± 1 STANDARD ERROR	0.09%	0.16%	0.31%	0.64%	0.43%	0.43%	0.43%
SAMPLE SIZE	8,540	6,460	4,960	2,670	1,100	690	220

EXCLUDING NORMAL BATTERY DEPLETION

YEAR	2	4	6	8	10	12	AT 153 MONTHS
SURVIVAL PROBABILITY	99.59%	99.20%	98.67%	97.84%	97.56%	97.56%	97.56%
± 1 STANDARD ERROR	0.06%	0.10%	0.14%	0.19%	0.26%	0.26%	0.26%

Single-Chamber Implantable Cardioverter Defibrillator (ICD) Devices

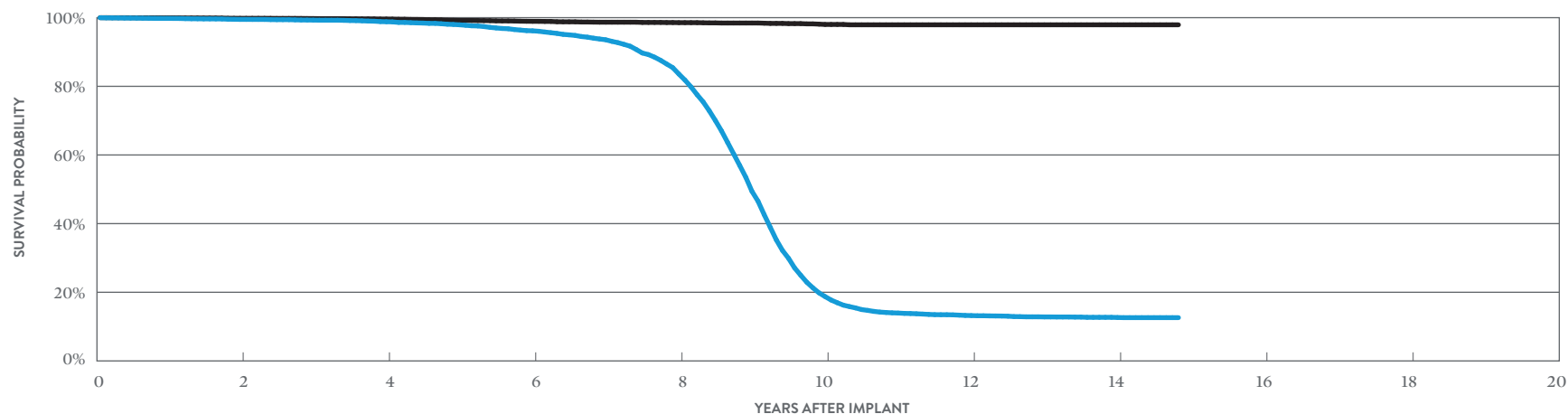
CUSTOMER REPORTED PERFORMANCE DATA

Atlas™ + VR

MODEL V-193

US Regulatory Approval	October 2003
Registered US Implants	20,794
Estimated Active US Implants	1,501
Estimated Longevity	(see table on page 154)
Normal Battery Depletion	2,989
Max. Delivered Energy	36 joules
Number of US Advisories (see pgs. 327, 328, 329)	Three

	MALFUNCTIONS W/ COMPROMISED THERAPY		MALFUNCTIONS W/O COMPROMISED THERAPY	
	QTY	RATE	QTY	RATE
Electrical Component	2	<0.01%	2	<0.01%
Electrical Interconnect	5	0.02%	1	<0.01%
Battery	9	0.04%	2	<0.01%
High Voltage Capacitor	2	<0.01%	1	<0.01%
Software/Firmware	0	0.00%	1	<0.01%
Mechanical	0	0.00%	5	0.02%
Possible Early Battery Depletion	26	0.13%	5	0.02%
Other	13	0.06%	7	0.03%
Total	57	0.27%	24	0.12%



INCLUDING NORMAL BATTERY DEPLETION

YEAR	2	4	6	8	10	12	14	AT 178 MONTHS
SURVIVAL PROBABILITY	99.49%	98.81%	96.17%	83.58%	18.75%	13.21%	12.65%	12.61%
± 1 STANDARD ERROR	0.05%	0.09%	0.18%	0.38%	0.42%	0.34%	0.33%	0.33%
SAMPLE SIZE	16,820	12,790	9,580	6,990	3,160	1,620	860	200

EXCLUDING NORMAL BATTERY DEPLETION

YEAR	2	4	6	8	10	12	14	AT 178 MONTHS
SURVIVAL PROBABILITY	99.81%	99.60%	98.93%	98.55%	98.02%	97.92%	97.92%	97.92%
± 1 STANDARD ERROR	0.03%	0.05%	0.09%	0.12%	0.16%	0.19%	0.19%	0.19%

BATTERY LONGEVITY SUMMARY

**Single-Chamber
Implantable Cardioverter
Defibrillator (ICD) Devices**

Single-Chamber Implantable Cardioverter Defibrillator (ICD) Devices

Battery Longevity (years)

MODELS	FAMILY	NO PACING	25% PACING	50% PACING	100% PACING
CD1411-36Q	Ellipse [™] VR*	11.1	10.6	10.1	9.4
CD1411-36C	Ellipse [™] VR*	11.1	10.6	10.1	9.4
CD1357-40Q	Fortify Assura [™] VR**	11.7	11.3	10.8	10.1
CD1357-40C	Fortify Assura [™] VR**	11.7	11.3	10.8	10.1
CD1257-40Q	Fortify Assura [™] VR**	11.7	11.3	10.8	10.1
CD1257-40	Fortify Assura [™] VR**	11.7	11.3	10.8	10.1
CD1311-36Q	Ellipse [™] VR*	11.1	10.6	10.1	9.4
CD1311-36	Ellipse [™] VR*	11.1	10.6	10.1	9.4
CD1231-40Q	Fortify [™] VR**	10.8	10.3	9.9	9.1
CD1231-40	Fortify [™] VR**	10.8	10.3	9.9	9.1
CD1211-36Q	Current [™] + VR***	8.4	8.0	7.6	7.0
CD1211-36	Current [™] + VR***	8.4	8.0	7.6	7.0
1207-36	Current [™] VR RF***	8.4	8.0	7.6	7.0
V-168	Atlas [™] II VR***	8.4	8.0	7.6	7.0
V-193	Atlas [™] + VR***	8.6	8.2	7.9	7.3

Pacing parameters: VVI, 2.5V, 0.5 ms, 60 ppm, 500 ohms

* Battery voltage range 3.20-2.59. Two maximum charges per year.

** Battery voltage range 3.20-2.59. Three maximum charges per year.

*** Battery voltage range: 3.20-2.45. Four maximum charges per year as well as monthly charging during the battery's mid-life voltage range.

SUMMARY INFORMATION

**Single-Chamber
Implantable Cardioverter
Defibrillator (ICD) Devices**

Single-Chamber Implantable Cardioverter Defibrillator (ICD) Devices Survival Probability Summary

INCLUDING NORMAL BATTERY DEPLETION

MODELS	FAMILY	1 YEAR	2 YEAR	3 YEAR	4 YEAR	5 YEAR	6 YEAR	7 YEAR	8 YEAR	9 YEAR	10 YEAR
CDI411-36Q	Ellipse™ VR	99.81%	99.60%	99.55%	99.51%	99.22%	98.73%				
CDI411-36C	Ellipse™ VR	99.93%	99.89%	99.89%	99.71%	99.58%					
CDI357-40Q	Fortify Assura™ VR	99.87%	99.81%	99.81%	99.81%						
CDI357-40Q	Fortify Assura™ VR†	99.74%	99.28%	96.67%	90.67%	84.89%	81.75%				
CDI357-40C	Fortify Assura™ VR	99.95%	99.82%	99.82%	99.82%						
CDI357-40C	Fortify Assura™ VR†	99.80%	99.25%	97.00%	92.02%	87.50%					
CDI257-40Q	Fortify Assura™ VR†	99.92%	99.77%	99.33%	97.24%	93.21%	90.90%	89.28%			
CDI257-40	Fortify Assura™ VR†	99.63%	99.52%	98.89%	98.42%	94.93%	92.58%	92.28%			
CDI311-36Q	Ellipse™ VR	99.51%	99.11%	98.08%	97.59%	97.29%	97.06%	96.72%			
CDI311-36	Ellipse™ VR	98.87%	98.28%	97.95%	97.22%	96.63%	96.20%	95.78%			
CDI231-40Q	Fortify™ VR†	99.75%	99.67%	99.13%	97.77%	95.83%	92.71%	88.46%	84.72%	82.41%	
CDI231-40	Fortify™ VR†	99.74%	99.63%	99.34%	97.69%	96.29%	93.89%	89.54%	85.94%	83.70%	
CDI211-36Q	Current™ + VR	99.54%	99.29%	98.76%	98.48%	97.15%	96.44%	94.57%	87.47%	49.24%	30.53%
CDI211-36	Current™ + VR	99.71%	99.50%	99.08%	98.42%	97.82%	96.79%	94.41%	82.31%	43.13%	28.96%
1207-36	Current™ VR RF	99.60%	99.19%	98.70%	98.28%	97.63%	96.16%	94.15%	87.48%	53.38%	26.58%
V-168	Atlas™ II VR	99.54%	99.27%	98.75%	97.98%	96.48%	93.82%	73.72%	27.96%	14.31%	13.69%
V-193	Atlas™ + VR	99.78%	99.49%	99.29%	98.81%	97.92%	96.17%	93.56%	83.58%	49.40%	18.75%

†Premature battery depletion advisory population.

Single-Chamber Implantable Cardioverter Defibrillator (ICD) Devices Survival Probability Summary

EXCLUDING NORMAL BATTERY DEPLETION

MODELS	FAMILY	1 YEAR	2 YEAR	3 YEAR	4 YEAR	5 YEAR	6 YEAR	7 YEAR	8 YEAR	9 YEAR	10 YEAR
CDI411-36Q	Ellipse™ VR	99.84%	99.78%	99.73%	99.68%	99.44%	98.95%				
CDI411-36C	Ellipse™ VR	99.93%	99.93%	99.93%	99.83%	99.70%					
CDI357-40Q	Fortify Assura™ VR	99.90%	99.88%	99.88%	99.88%						
CDI357-40Q	Fortify Assura™ VR†	99.77%	99.35%	96.74%	90.85%	85.06%	81.92%				
CDI357-40C	Fortify Assura™ VR	99.95%	99.88%	99.88%	99.88%						
CDI357-40C	Fortify Assura™ VR†	99.90%	99.44%	97.19%	92.19%	87.66%					
CDI257-40Q	Fortify Assura™ VR†	99.96%	99.87%	99.57%	97.48%	93.50%	91.18%	89.56%			
CDI257-40	Fortify Assura™ VR†	99.63%	99.63%	99.17%	98.69%	95.63%	93.26%	92.96%			
CDI311-36Q	Ellipse™ VR	99.51%	99.11%	98.08%	97.59%	97.29%	97.22%	97.00%			
CDI311-36	Ellipse™ VR	98.87%	98.43%	98.10%	97.37%	96.78%	96.35%	96.35%			
CDI231-40Q	Fortify™ VR†	99.84%	99.79%	99.37%	98.22%	96.62%	93.91%	89.74%	85.99%	83.64%	
CDI231-40	Fortify™ VR†	99.97%	99.90%	99.67%	98.17%	96.97%	94.60%	90.36%	86.80%	84.54%	
CDI211-36Q	Current™ + VR	99.67%	99.41%	98.94%	98.87%	98.30%	98.23%	98.23%	98.02%	97.90%	97.71%
CDI211-36	Current™ + VR	99.71%	99.64%	99.22%	98.97%	98.79%	98.69%	98.06%	97.51%	96.78%	96.78%
1207-36	Current™ VR RF	99.73%	99.57%	99.19%	98.93%	98.61%	98.10%	98.00%	97.74%	96.53%	96.07%
V-168	Atlas™ II VR	99.77%	99.59%	99.44%	99.20%	98.91%	98.67%	98.32%	97.84%	97.56%	97.56%
V-193	Atlas™ + VR	99.95%	99.81%	99.74%	99.60%	99.18%	98.93%	98.68%	98.55%	98.44%	98.02%

†Premature battery depletion advisory population.

Single-Chamber Implantable Cardioverter Defibrillator (ICD) Devices

US Malfunction Summary

WITH COMPROMISED THERAPY

MODELS	FAMILY	REGISTERED US IMPLANTS	PERCENT RETURNED FOR ANALYSIS	ELECTRICAL COMPONENT		ELECTRICAL INTERCONNECT		BATTERY		HIGH VOLTAGE CAPACITOR		SOFTWARE/FIRMWARE		MECHANICAL		POSSIBLE EARLY BATTERY DEPLETION		OTHER		TOTAL	
				QTY	RATE	QTY	RATE	QTY	RATE	QTY	RATE	QTY	RATE	QTY	RATE	QTY	RATE	QTY	RATE	QTY	RATE
CD1411-36Q	Ellipse [™] VR	19,511	3.40%	4	0.02%	0	0.00%	0	0.00%	10	0.05%	0	0.00%	0	0.00%	0	0.00%	1	<0.01%	15	0.08%
CD1411-36C	Ellipse [™] VR	6,639	4.60%	0	0.00%	0	0.00%	0	0.00%	0	0.00%	0	0.00%	0	0.00%	0	0.00%	0	0.00%	0	0.00%
CD1357-40Q	Fortify Assura [™] VR	19,492	2.90%	2	0.01%	2	0.01%	0	0.00%	0	0.00%	0	0.00%	0	0.00%	0	0.00%	2	0.01%	6	0.03%
CD1357-40Q	Fortify Assura [™] VR†	10,214	12.70%	5	0.05%	1	<0.01%	0	0.00%	2	0.02%	1	<0.01%	0	0.00%	55	0.54%	4	0.04%	68	0.67%
CD1357-40C	Fortify Assura [™] VR	4,955	3.70%	0	0.00%	0	0.00%	0	0.00%	0	0.00%	0	0.00%	0	0.00%	0	0.00%	0	0.00%	0	0.00%
CD1357-40C	Fortify Assura [™] VR†	4,131	14.90%	3	0.07%	0	0.00%	0	0.00%	1	0.02%	0	0.00%	1	0.02%	9	0.22%	0	0.00%	14	0.34%
CD1257-40Q	Fortify Assura [™] VR†	5,078	12.30%	0	0.00%	1	0.02%	0	0.00%	0	0.00%	0	0.00%	0	0.00%	19	0.37%	1	0.02%	21	0.41%
CD1257-40	Fortify Assura [™] VR†	2,294	14.80%	1	0.04%	2	0.09%	1	0.04%	0	0.00%	0	0.00%	0	0.00%	7	0.31%	2	0.09%	13	0.57%
CD1311-36Q	Ellipse [™] VR	4,742	8.50%	2	0.04%	0	0.00%	0	0.00%	36	0.76%	1	0.02%	1	0.02%	0	0.00%	1	0.02%	41	0.86%
CD1311-36	Ellipse [™] VR	1,620	10.60%	4	0.25%	1	0.06%	0	0.00%	8	0.49%	0	0.00%	2	0.12%	0	0.00%	1	0.06%	16	0.99%
CD1231-40Q	Fortify [™] VR†	16,185	14.20%	7	0.04%	2	0.01%	18	0.11%	1	<0.01%	0	0.00%	0	0.00%	127	0.78%	8	0.05%	163	1.01%
CD1231-40	Fortify [™] VR†	6,781	15.60%	3	0.04%	0	0.00%	4	0.06%	10	0.15%	0	0.00%	0	0.00%	40	0.59%	6	0.09%	63	0.93%
CD1211-36Q	Current [™] + VR	4,432	23.60%	4	0.09%	0	0.00%	5	0.11%	1	0.02%	0	0.00%	0	0.00%	6	0.14%	3	0.07%	19	0.43%
CD1211-36	Current [™] + VR	3,638	23.30%	3	0.08%	2	0.05%	5	0.14%	2	0.05%	0	0.00%	0	0.00%	5	0.14%	2	0.05%	19	0.52%
1207-36	Current [™] VR RF	13,292	26.10%	6	0.05%	10	0.08%	10	0.08%	1	<0.01%	1	<0.01%	0	0.00%	14	0.11%	9	0.07%	51	0.38%
V-168	Atlas [™] II VR	10,605	28.00%	4	0.04%	2	0.02%	10	0.09%	1	<0.01%	0	0.00%	1	<0.01%	10	0.09%	10	0.09%	38	0.36%
V-193	Atlas [™] + VR	20,794	25.60%	2	<0.01%	5	0.02%	9	0.04%	2	<0.01%	0	0.00%	0	0.00%	26	0.13%	13	0.06%	57	0.27%

Definitions of malfunction categories can be found on [pages 5-6](#).

†Premature battery depletion advisory population.

Single-Chamber Implantable Cardioverter Defibrillator (ICD) Devices

US Malfunction Summary

WITHOUT COMPROMISED THERAPY

MODELS	FAMILY	REGISTERED US IMPLANTS	PERCENT RETURNED FOR ANALYSIS	ELECTRICAL COMPONENT		ELECTRICAL INTERCONNECT		BATTERY		HIGH VOLTAGE CAPACITOR		SOFTWARE/FIRMWARE		MECHANICAL		POSSIBLE EARLY BATTERY DEPLETION		OTHER		TOTAL	
				QTY	RATE	QTY	RATE	QTY	RATE	QTY	RATE	QTY	RATE	QTY	RATE	QTY	RATE	QTY	RATE	QTY	RATE
CD1411-36Q	Ellipse™ VR	19,511	3.40%	0	0.00%	0	0.00%	0	0.00%	3	0.02%	1	<0.01%	3	0.02%	0	0.00%	2	0.01%	9	0.05%
CD1411-36C	Ellipse™ VR	6,639	4.60%	2	0.03%	0	0.00%	0	0.00%	1	0.02%	0	0.00%	1	0.02%	0	0.00%	0	0.00%	4	0.06%
CD1357-40Q	Fortify Assura™ VR	19,492	2.90%	1	<0.01%	0	0.00%	0	0.00%	0	0.00%	1	<0.01%	1	<0.01%	0	0.00%	0	0.00%	3	0.02%
CD1357-40Q	Fortify Assura™ VR†	10,214	12.70%	8	0.08%	0	0.00%	4	0.04%	0	0.00%	0	0.00%	0	0.00%	345	3.38%	4	0.04%	361	3.53%
CD1357-40C	Fortify Assura™ VR	4,955	3.70%	0	0.00%	0	0.00%	0	0.00%	0	0.00%	0	0.00%	1	0.02%	1	0.02%	0	0.00%	2	0.04%
CD1357-40C	Fortify Assura™ VR†	4,131	14.90%	0	0.00%	0	0.00%	4	0.10%	0	0.00%	1	0.02%	0	0.00%	112	2.71%	2	0.05%	119	2.88%
CD1257-40Q	Fortify Assura™ VR†	5,078	12.30%	1	0.02%	0	0.00%	3	0.06%	0	0.00%	0	0.00%	0	0.00%	97	1.91%	0	0.00%	101	1.99%
CD1257-40	Fortify Assura™ VR†	2,294	14.80%	0	0.00%	0	0.00%	2	0.09%	0	0.00%	0	0.00%	0	0.00%	27	1.18%	1	0.04%	30	1.31%
CD1311-36Q	Ellipse™ VR	4,742	8.50%	2	0.04%	0	0.00%	0	0.00%	3	0.06%	0	0.00%	0	0.00%	0	0.00%	2	0.04%	7	0.15%
CD1311-36	Ellipse™ VR	1,620	10.60%	1	0.06%	0	0.00%	0	0.00%	2	0.12%	1	0.06%	1	0.06%	0	0.00%	0	0.00%	5	0.31%
CD1231-40Q	Fortify™ VR†	16,185	14.20%	7	0.04%	0	0.00%	46	0.28%	1	<0.01%	1	<0.01%	0	0.00%	289	1.79%	4	0.02%	348	2.15%
CD1231-40	Fortify™ VR†	6,781	15.60%	6	0.09%	0	0.00%	12	0.18%	1	0.01%	0	0.00%	1	0.01%	106	1.56%	3	0.04%	129	1.90%
CD1211-36Q	Current™ + VR	4,432	23.60%	3	0.07%	0	0.00%	3	0.07%	0	0.00%	1	0.02%	1	0.02%	1	0.02%	2	0.05%	11	0.25%
CD1211-36	Current™ + VR	3,638	23.30%	3	0.08%	0	0.00%	0	0.00%	0	0.00%	5	0.14%	0	0.00%	2	0.05%	1	0.03%	11	0.30%
1207-36	Current™ VR RF	13,292	26.10%	9	0.07%	0	0.00%	5	0.04%	1	<0.01%	13	0.10%	7	0.05%	18	0.14%	8	0.06%	61	0.46%
V-168	Atlas™ II VR	10,605	28.00%	3	0.03%	0	0.00%	2	0.02%	0	0.00%	0	0.00%	4	0.04%	5	0.05%	5	0.05%	19	0.18%
V-193	Atlas™ + VR	20,794	25.60%	2	<0.01%	1	<0.01%	2	<0.01%	1	<0.01%	1	<0.01%	5	0.02%	5	0.02%	7	0.03%	24	0.12%

Definitions of malfunction categories can be found on [pages 5-6](#).

†Premature battery depletion advisory population.

Single-Chamber Implantable Cardioverter Defibrillator (ICD) Devices

Worldwide Malfunction Summary

WITH COMPROMISED THERAPY

MODELS	FAMILY	WORLDWIDE SALES	PERCENT RETURNED FOR ANALYSIS	ELECTRICAL COMPONENT		ELECTRICAL INTERCONNECT		BATTERY		HIGH VOLTAGE CAPACITOR		SOFTWARE/FIRMWARE		MECHANICAL		POSSIBLE EARLY BATTERY DEPLETION		OTHER		TOTAL	
				QTY	RATE	QTY	RATE	QTY	RATE	QTY	RATE	QTY	RATE	QTY	RATE	QTY	RATE	QTY	RATE	QTY	RATE
CD1411-36Q	Ellipse [™] VR	20,221	3.60%	4	0.02%	0	0.00%	0	0.00%	10	0.05%	0	0.00%	0	0.00%	0	0.00%	1	<0.01%	15	0.07%
CD1411-36C	Ellipse [™] VR	6,750	5.23%	0	0.00%	0	0.00%	0	0.00%	0	0.00%	0	0.00%	0	0.00%	0	0.00%	0	0.00%	0	0.00%
CD1357-40Q	Fortify Assura [™] VR	30,192	6.40%	7	0.02%	3	<0.01%	0	0.00%	2	<0.01%	1	<0.01%	0	0.00%	55	0.18%	6	0.02%	74	0.25%
CD1357-40C	Fortify Assura [™] VR	9,199	9.31%	3	0.03%	0	0.00%	0	0.00%	1	0.01%	0	0.00%	1	0.01%	9	0.10%	0	0.00%	14	0.15%
CD1257-40Q	Fortify Assura [™] VR	5,038	12.84%	0	0.00%	1	0.02%	0	0.00%	0	0.00%	0	0.00%	0	0.00%	19	0.38%	1	0.02%	21	0.42%
CD1257-40	Fortify Assura [™] VR	2,298	15.54%	1	0.04%	2	0.09%	1	0.04%	0	0.00%	0	0.00%	0	0.00%	7	0.30%	2	0.09%	13	0.57%
CD1311-36Q	Ellipse [™] VR	4,914	8.83%	2	0.04%	0	0.00%	0	0.00%	36	0.73%	1	0.02%	1	0.02%	0	0.00%	1	0.02%	41	0.83%
CD1311-36	Ellipse [™] VR	1,629	12.40%	4	0.25%	1	0.06%	0	0.00%	9	0.55%	0	0.00%	2	0.12%	0	0.00%	1	0.06%	17	1.04%
CD1231-40Q	Fortify [™] VR [†]	17,895	13.64%	7	0.04%	2	0.01%	18	0.10%	2	0.01%	0	0.00%	0	0.00%	142	0.79%	8	0.04%	179	1.00%
CD1231-40	Fortify [™] VR [†]	9,093	12.52%	5	0.05%	0	0.00%	4	0.04%	10	0.11%	0	0.00%	0	0.00%	44	0.48%	6	0.07%	69	0.76%
CD1211-36Q	Current [™] + VR	16,546	7.78%	14	0.08%	3	0.02%	9	0.05%	6	0.04%	0	0.00%	0	0.00%	8	0.05%	8	0.05%	48	0.29%
CD1211-36	Current [™] + VR	14,876	6.44%	5	0.03%	4	0.03%	5	0.03%	6	0.04%	0	0.00%	0	0.00%	11	0.07%	9	0.06%	40	0.27%
1207-36	Current [™] VR RF	24,846	17.45%	11	0.04%	31	0.12%	18	0.07%	1	<0.01%	1	<0.01%	1	<0.01%	32	0.13%	12	0.05%	107	0.43%
V-168	Atlas [™] II VR	23,946	15.42%	8	0.03%	5	0.02%	19	0.08%	1	<0.01%	0	0.00%	1	<0.01%	22	0.09%	21	0.09%	77	0.32%
V-193	Atlas [™] + VR	39,596	16.39%	6	0.02%	9	0.02%	15	0.04%	5	0.01%	1	<0.01%	1	<0.01%	71	0.18%	32	0.08%	140	0.35%

Definitions of malfunction categories can be found on [pages 5-6](#).

Single-Chamber Implantable Cardioverter Defibrillator (ICD) Devices

Worldwide Malfunction Summary

WITHOUT COMPROMISED THERAPY

MODELS	FAMILY	WORLDWIDE SALES	PERCENT RETURNED FOR ANALYSIS	ELECTRICAL COMPONENT		ELECTRICAL INTERCONNECT		BATTERY		HIGH VOLTAGE CAPACITOR		SOFTWARE/FIRMWARE		MECHANICAL		POSSIBLE EARLY BATTERY DEPLETION		OTHER		TOTAL	
				QTY	RATE	QTY	RATE	QTY	RATE	QTY	RATE	QTY	RATE	QTY	RATE	QTY	RATE	QTY	RATE	QTY	RATE
CD1411-36Q	Ellipse™ VR	20,221	3.60%	0	0.00%	0	0.00%	0	0.00%	3	0.01%	1	<0.01%	3	0.01%	0	0.00%	2	<0.01%	9	0.04%
CD1411-36C	Ellipse™ VR	6,750	5.23%	2	0.03%	0	0.00%	0	0.00%	1	0.01%	0	0.00%	1	0.01%	0	0.00%	0	0.00%	4	0.06%
CD1357-40Q	Fortify Assura™ VR	30,192	6.40%	9	0.03%	0	0.00%	4	0.01%	0	0.00%	1	<0.01%	1	<0.01%	345	1.14%	4	0.01%	364	1.21%
CD1357-40C	Fortify Assura™ VR	9,199	9.31%	1	0.01%	0	0.00%	4	0.04%	0	0.00%	1	0.01%	1	0.01%	113	1.23%	2	0.02%	122	1.33%
CD1257-40Q	Fortify Assura™ VR	5,038	12.84%	1	0.02%	0	0.00%	3	0.06%	0	0.00%	0	0.00%	0	0.00%	97	1.93%	0	0.00%	101	2.00%
CD1257-40	Fortify Assura™ VR	2,298	15.54%	0	0.00%	0	0.00%	2	0.09%	0	0.00%	0	0.00%	0	0.00%	27	1.17%	1	0.04%	30	1.31%
CD1311-36Q	Ellipse™ VR	4,914	8.83%	2	0.04%	0	0.00%	0	0.00%	3	0.06%	0	0.00%	0	0.00%	0	0.00%	2	0.04%	7	0.14%
CD1311-36	Ellipse™ VR	1,629	12.40%	1	0.06%	0	0.00%	0	0.00%	2	0.12%	1	0.06%	1	0.06%	0	0.00%	0	0.00%	5	0.31%
CD1231-40Q	Fortify™ VR†	17,895	13.64%	8	0.04%	1	<0.01%	47	0.26%	1	<0.01%	1	<0.01%	0	0.00%	317	1.77%	4	0.02%	379	2.12%
CD1231-40	Fortify™ VR†	9,093	12.52%	6	0.07%	0	0.00%	12	0.13%	1	0.01%	0	0.00%	1	0.01%	111	1.22%	3	0.03%	134	1.47%
CD1211-36Q	Current™ + VR	16,546	7.78%	6	0.04%	0	0.00%	6	0.04%	2	0.01%	2	0.01%	1	<0.01%	6	0.04%	6	0.04%	29	0.18%
CD1211-36	Current™ + VR	14,876	6.44%	6	0.04%	0	0.00%	3	0.02%	0	0.00%	6	0.04%	0	0.00%	4	0.03%	2	0.01%	21	0.14%
1207-36	Current™ VR RF	24,846	17.45%	16	0.06%	3	0.01%	13	0.05%	1	<0.01%	44	0.18%	12	0.05%	29	0.12%	12	0.05%	130	0.52%
V-168	Atlas™ II VR	23,946	15.42%	4	0.02%	0	0.00%	6	0.03%	0	0.00%	0	0.00%	12	0.05%	10	0.04%	9	0.04%	41	0.17%
V-193	Atlas™ + VR	39,596	16.39%	4	0.01%	3	<0.01%	8	0.02%	1	<0.01%	2	<0.01%	14	0.04%	11	0.03%	13	0.03%	56	0.14%

Definitions of malfunction categories can be found on [pages 5-6](#).

Single-Chamber Implantable Cardioverter Defibrillator (ICD) Devices Actively Monitored Study Data Summary

QUALIFYING COMPLICATIONS

MODELS	NUMBER OF DEVICES ENROLLED	ACTIVE DEVICES ENROLLED	CUMULATIVE MONTHS OF FOLLOW-UP	INAPPROPRIATE SHOCK		LOSS OF TELEMETRY		PERICARDIAL EFFUSION		PREMATURE BATTERY DEPLETION		SKIN EROSION		TOTAL	
				QTY	RATE	QTY	RATE	QTY	RATE	QTY	RATE	QTY	RATE	QTY	RATE
CD1231-40Q	160	56	11,055	0	0.00%	0	0.00%	0	0.00%	1	0.63%	0	0.00%	1	0.63%
CD1211-36Q	363	143	25,644	1	0.28%	0	0.00%	0	0.00%	1	0.28%	0	0.00%	2	0.55%
1207-36	395	18	21,993	0	0.00%	0	0.00%	0	0.00%	0	0.00%	0	0.00%	0	0.00%

A list of of complications can be found on [page 12](#).

Single-Chamber Implantable Cardioverter Defibrillator (ICD) Devices

Actively Monitored Study Data Summary

MALFUNCTIONS WITH COMPROMISED THERAPY

MODELS	FAMILY	NUMBER OF DEVICES ENROLLED	PERCENT RETURNED FOR ANALYSIS	ELECTRICAL COMPONENT		ELECTRICAL INTERCONNECT		BATTERY		HIGH VOLTAGE CAPACITOR		SOFTWARE/ FIRMWARE		MECHANICAL		POSSIBLE EARLY BATTERY DEPLETION		OTHER		TOTAL	
				QTY	RATE	QTY	RATE	QTY	RATE	QTY	RATE	QTY	RATE	QTY	RATE	QTY	RATE	QTY	RATE	QTY	RATE
CD1231-40Q	Fortify™ VR	160	16.90%	0	0.00%	0	0.00%	0	0.00%	1	0.63%	0	0.00%	0	0.00%	2	1.25%	0	0.00%	3	1.88%
CD1211-36Q	Current™ + VR	363	31.70%	0	0.00%	0	0.00%	1	0.28%	0	0.00%	0	0.00%	0	0.00%	0	0.00%	0	0.00%	1	0.28%
1207-36	Current™ VR RF	395	36.70%	0	0.00%	0	0.00%	0	0.00%	0	0.00%	0	0.00%	0	0.00%	0	0.00%	0	0.00%	0	0.00%

MALFUNCTIONS WITHOUT COMPROMISED THERAPY

MODELS	FAMILY	NUMBER OF DEVICES ENROLLED	PERCENT RETURNED FOR ANALYSIS	ELECTRICAL COMPONENT		ELECTRICAL INTERCONNECT		BATTERY		HIGH VOLTAGE CAPACITOR		SOFTWARE/ FIRMWARE		MECHANICAL		POSSIBLE EARLY BATTERY DEPLETION		OTHER		TOTAL	
				QTY	RATE	QTY	RATE	QTY	RATE	QTY	RATE	QTY	RATE	QTY	RATE	QTY	RATE	QTY	RATE	QTY	RATE
CD1231-40Q	Fortify™ VR	160	16.90%	0	0.00%	0	0.00%	1	0.63%	0	0.00%	0	0.00%	0	0.00%	5	3.13%	0	0.00%	6	3.75%
CD1211-36Q	Current™ + VR	363	31.70%	0	0.00%	0	0.00%	0	0.00%	0	0.00%	1	0.28%	0	0.00%	1	0.28%	0	0.00%	2	0.55%
1207-36	Current™ VR RF	395	36.70%	1	0.25%	0	0.00%	0	0.00%	0	0.00%	0	0.00%	0	0.00%	0	0.00%	0	0.00%	1	0.25%

Definitions of malfunction categories can be found on [pages 5-6](#).

Defibrillation Leads

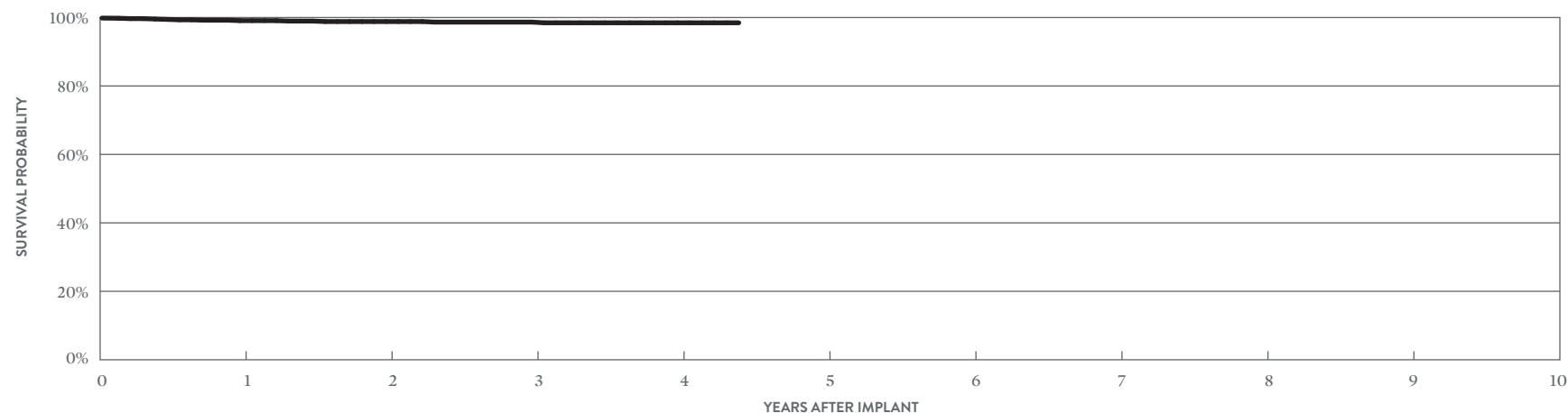
Defibrillation Leads

CUSTOMER REPORTED PERFORMANCE DATA

Optisure™ DF4

MODEL LDA230Q

		ACUTE OBSERVATIONS (POST IMPLANT, ≤30 DAYS)		CHRONIC COMPLICATIONS (>30 DAYS)		MALFUNCTIONS			
		QTY	RATE	QTY	RATE	QTY	RATE		
US Regulatory Approval	February 2014	Cardiac Perforation	1	0.10%	0	0.00%	Conductor Fracture	1	0.10%
Registered US Implants	1,011	Conductor Fracture	0	0.00%	0	0.00%	Clavicular Crush	0	0.00%
Estimated Active US Implants	695	Lead Dislodgement	1	0.10%	3	0.30%	In the Pocket	0	0.00%
Insulation	Optim™*	Failure to Capture	0	0.00%	3	0.30%	Intravascular	1	0.10%
Type and/or Fixation	Dual Coil, Active	Oversensing	0	0.00%	3	0.30%	Insulation Breach	1	0.10%
Polarity	Bipolar	Failure to Sense	0	0.00%	0	0.00%	Lead-to-Can Contact	0	0.00%
Steroid	Yes	Insulation Breach	0	0.00%	0	0.00%	Lead-to-Lead Contact	0	0.00%
Number of US Advisories (see pg. 336)	One	Abnormal Pacing Impedance	1	0.10%	0	0.00%	Clavicular Crush	1	0.10%
		Abnormal Defibrillation Impedance	0	0.00%	0	0.00%	Externalized Conductors	0	0.00%
		Extracardiac Stimulation	1	0.10%	0	0.00%	Other	0	0.00%
		Other	0	0.00%	0	0.00%	Crimps, Welds & Bonds	0	0.00%
		Total	4	0.40%	9	0.89%	Other	0	0.00%
		Total Returned for Analysis	1		6		Extrinsic Factors	8	0.79%
							Total	10	0.99%



YEAR	1	2	3	4	AT 53 MONTHS
SURVIVAL PROBABILITY	99.09%	98.83%	98.67%	98.46%	98.46%
± 1 STANDARD ERROR	0.29%	0.37%	0.40%	0.45%	0.45%
SAMPLE SIZE	900	720	570	380	220

*Optim™ lead insulation is a copolymer of silicone and polyurethane.

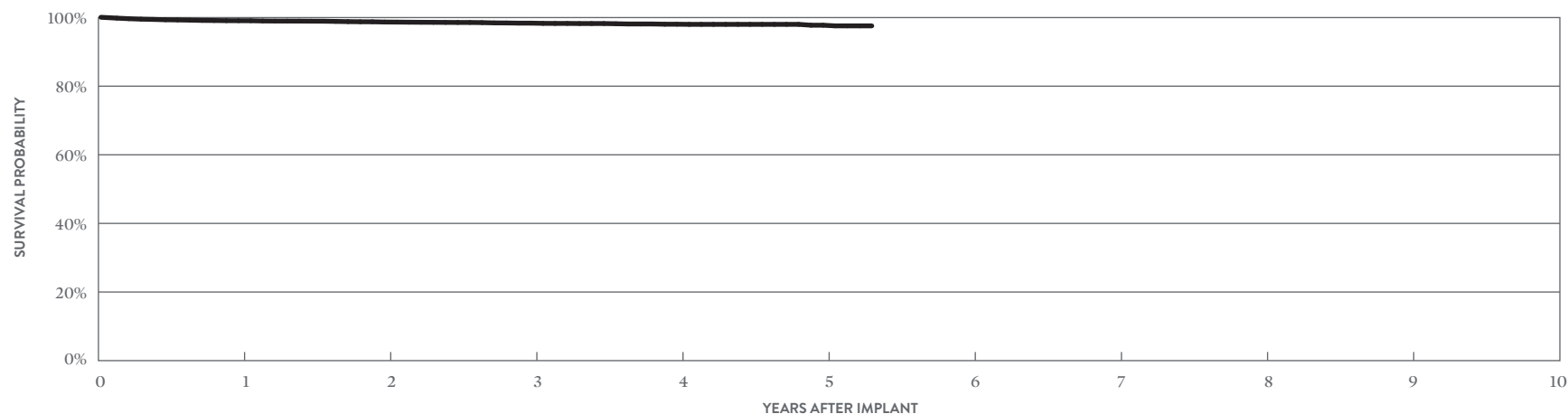
Defibrillation Leads

CUSTOMER REPORTED PERFORMANCE DATA

Optisure™ DF4

MODEL LDA220Q

		ACUTE OBSERVATIONS (POST IMPLANT, ≤30 DAYS)		CHRONIC COMPLICATIONS (>30 DAYS)		MALFUNCTIONS			
		QTY	RATE	QTY	RATE	QTY	RATE		
US Regulatory Approval	February 2014	Cardiac Perforation	9	0.09%	3	0.03%	Conductor Fracture	1	<0.01%
Registered US Implants	10,016	Conductor Fracture	0	0.00%	5	0.05%	Clavicular Crush	0	0.00%
Estimated Active US Implants	7,123	Lead Dislodgement	41	0.41%	60	0.60%	In the Pocket	0	0.00%
Insulation	Optim™*	Failure to Capture	15	0.15%	45	0.45%	Intravascular	1	<0.01%
Type and/or Fixation	Dual Coil, Active	Oversensing	4	0.04%	38	0.38%	Insulation Breach	3	0.03%
Polarity	Bipolar	Failure to Sense	2	0.02%	5	0.05%	Lead-to-Can Contact	1	<0.01%
Steroid	Yes	Insulation Breach	0	0.00%	1	<0.01%	Lead-to-Lead Contact	0	0.00%
Number of US Advisories (see pg. 336)	One	Abnormal Pacing Impedance	0	0.00%	4	0.04%	Clavicular Crush	0	0.00%
		Abnormal Defibrillation Impedance	4	0.04%	11	0.11%	Externalized Conductors	0	0.00%
		Extracardiac Stimulation	1	<0.01%	0	0.00%	Other	2	0.02%
		Other	5	0.05%	3	0.03%	Crimps, Welds & Bonds	0	0.00%
		Total	81	0.81%	175	1.75%	Other	0	0.00%
		Total Returned for Analysis	30		51		Extrinsic Factors	52	0.52%
							Total	56	0.56%



YEAR	1	2	3	4	5	AT 64 MONTHS
SURVIVAL PROBABILITY	99.06%	98.78%	98.56%	98.10%	97.72%	97.72%
± 1 STANDARD ERROR	0.10%	0.12%	0.14%	0.18%	0.26%	0.26%
SAMPLE SIZE	8,780	6,650	4,930	3,220	1,460	240

*Optim™ lead insulation is a copolymer of silicone and polyurethane.

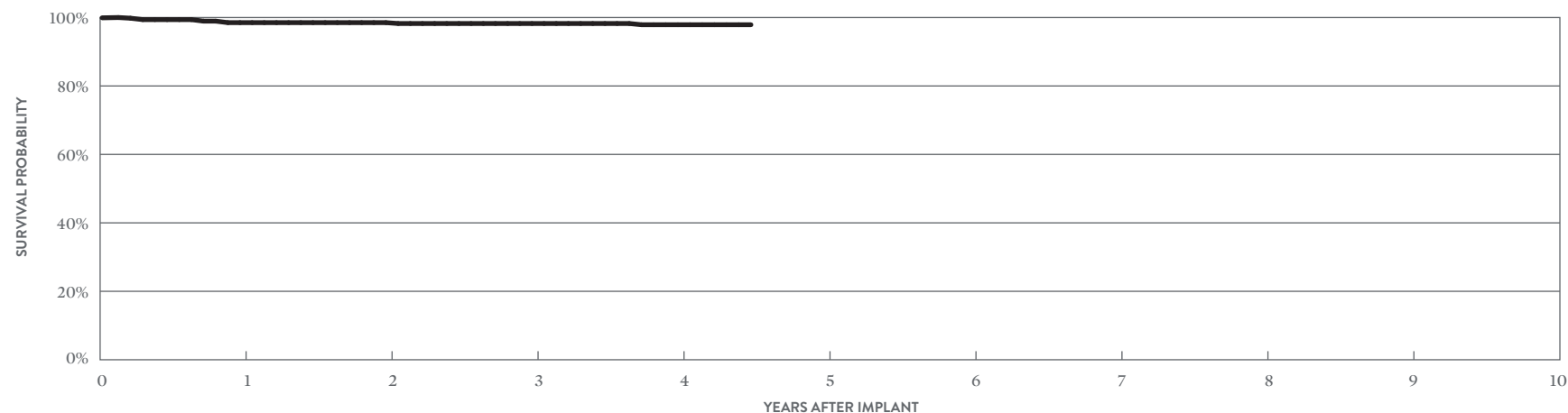
Defibrillation Leads

CUSTOMER REPORTED PERFORMANCE DATA

Optisure™

MODEL LDA220

		ACUTE OBSERVATIONS (POST IMPLANT, ≤30 DAYS)		CHRONIC COMPLICATIONS (>30 DAYS)					
		QTY	RATE	QTY	RATE	MALFUNCTIONS	QTY	RATE	
US Regulatory Approval	February 2014	Cardiac Perforation	1	0.18%	0	0.00%	Conductor Fracture	0	0.00%
Registered US Implants	557	Conductor Fracture	0	0.00%	0	0.00%	Clavicular Crush	0	0.00%
Estimated Active US Implants	372	Lead Dislodgement	0	0.00%	0	0.00%	In the Pocket	0	0.00%
Insulation	Optim™*	Failure to Capture	0	0.00%	1	0.18%	Intravascular	0	0.00%
Type and/or Fixation	Dual Coil, Active	Oversensing	0	0.00%	1	0.18%	Insulation Breach	0	0.00%
Polarity	Bipolar	Failure to Sense	0	0.00%	0	0.00%	Lead-to-Can Contact	0	0.00%
Steroid	Yes	Insulation Breach	0	0.00%	0	0.00%	Lead-to-Lead Contact	0	0.00%
Number of US Advisories (see pg. 336)	One	Abnormal Pacing Impedance	0	0.00%	0	0.00%	Clavicular Crush	0	0.00%
		Abnormal Defibrillation Impedance	0	0.00%	1	0.18%	Externalized Conductors	0	0.00%
		Extracardiac Stimulation	0	0.00%	0	0.00%	Other	0	0.00%
		Other	0	0.00%	0	0.00%	Crimps, Welds & Bonds	0	0.00%
		Total	1	0.18%	3	0.54%	Other	0	0.00%
		Total Returned for Analysis	0		0		Extrinsic Factors	5	0.90%
							Total	5	0.90%



YEAR	1	2	3	4	AT 54 MONTHS
SURVIVAL PROBABILITY	98.52%	98.52%	98.27%	97.57%	97.57%
± 1 STANDARD ERROR	0.55%	0.55%	0.61%	0.78%	0.78%
SAMPLE SIZE	500	410	360	290	210

*Optim™ lead insulation is a copolymer of silicone and polyurethane.

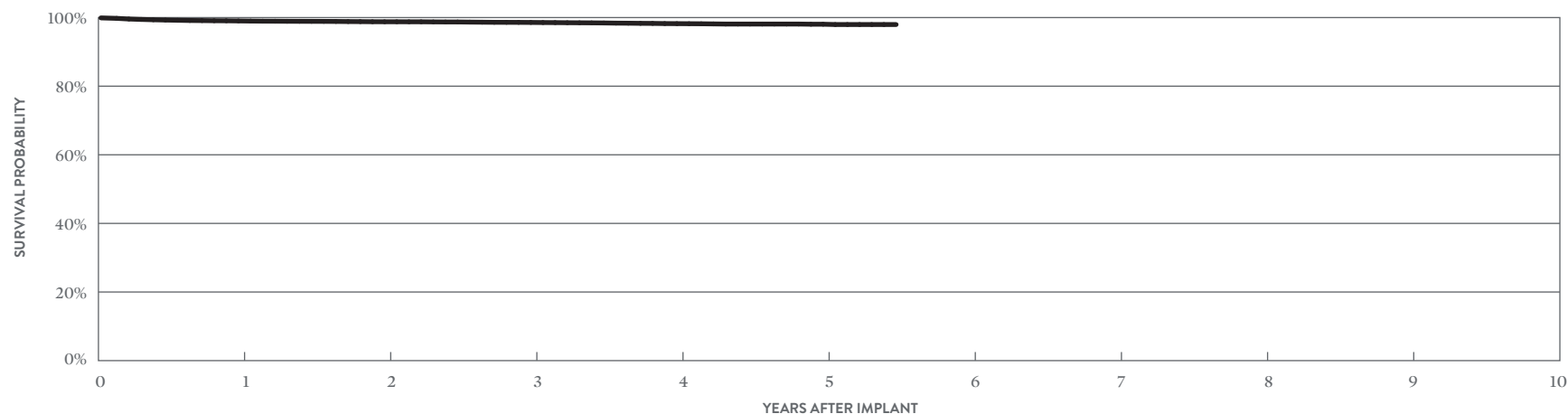
Defibrillation Leads

CUSTOMER REPORTED PERFORMANCE DATA

Optisure™ DF4

MODEL LDA210Q

		ACUTE OBSERVATIONS (POST IMPLANT, ≤30 DAYS)		CHRONIC COMPLICATIONS (>30 DAYS)		MALFUNCTIONS			
		QTY	RATE	QTY	RATE		QTY	RATE	
US Regulatory Approval	February 2014	Cardiac Perforation	56	0.15%	15	0.04%	Conductor Fracture	5	0.01%
Registered US Implants	38,290	Conductor Fracture	1	<0.01%	8	0.02%	Clavicular Crush	1	<0.01%
Estimated Active US Implants	28,383	Lead Dislodgement	125	0.33%	202	0.53%	In the Pocket	1	<0.01%
Insulation	Optim™*	Failure to Capture	69	0.18%	116	0.30%	Intravascular	3	<0.01%
Type and/or Fixation	Single Coil, Active	Oversensing	25	0.07%	95	0.25%	Insulation Breach	4	0.01%
Polarity	Bipolar	Failure to Sense	10	0.03%	14	0.04%	Lead-to-Can Contact	1	<0.01%
Steroid	Yes	Insulation Breach	2	<0.01%	2	<0.01%	Lead-to-Lead Contact	2	<0.01%
Number of US Advisories	None	Abnormal Pacing Impedance	7	0.02%	21	0.05%	Clavicular Crush	0	0.00%
		Abnormal Defibrillation Impedance	9	0.02%	20	0.05%	Externalized Conductors	0	0.00%
		Extracardiac Stimulation	1	<0.01%	5	0.01%	Other	1	<0.01%
		Other	15	0.04%	16	0.04%	Crimps, Welds & Bonds	0	0.00%
		Total	320	0.84%	514	1.34%	Other	3	<0.01%
		Total Returned for Analysis	101		175		Extrinsic Factors	176	0.46%
							Total	188	0.49%



YEAR	1	2	3	4	5	AT 66 MONTHS
SURVIVAL PROBABILITY	99.04%	98.81%	98.62%	98.26%	98.07%	98.07%
± 1 STANDARD ERROR	0.05%	0.06%	0.07%	0.10%	0.12%	0.12%
SAMPLE SIZE	32,220	22,120	14,920	8,870	3,670	290

*Optim™ lead insulation is a copolymer of silicone and polyurethane.

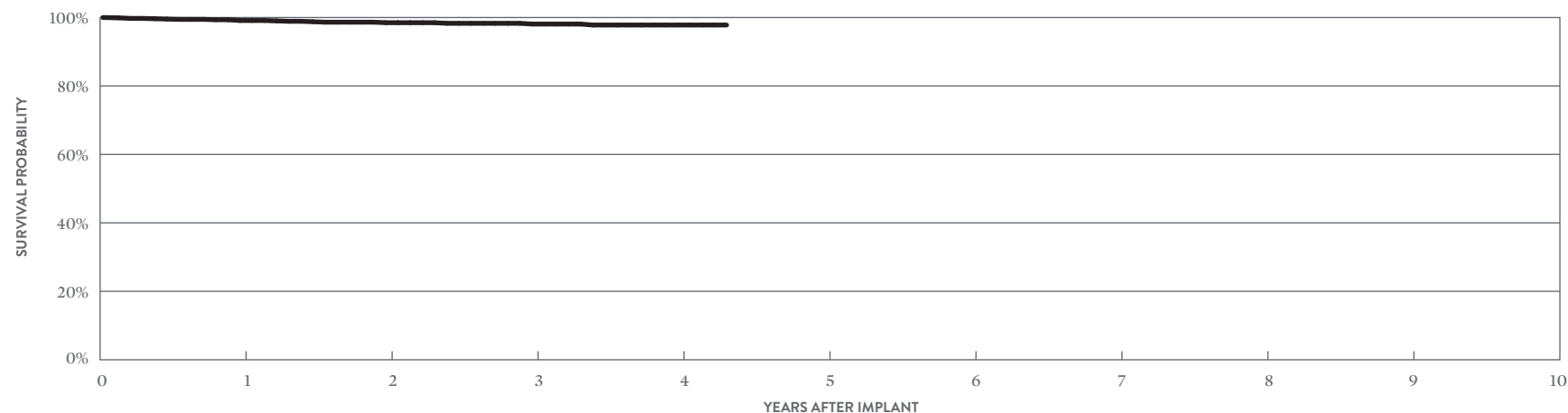
Defibrillation Leads

CUSTOMER REPORTED PERFORMANCE DATA

Optisure™

MODEL LDA210

		ACUTE OBSERVATIONS (POST IMPLANT, ≤30 DAYS)		CHRONIC COMPLICATIONS (>30 DAYS)		MALFUNCTIONS			
		QTY	RATE	QTY	RATE	QTY	RATE		
US Regulatory Approval	February 2014	Cardiac Perforation	0	0.00%	0	0.00%	Conductor Fracture	0	0.00%
Registered US Implants	1,262	Conductor Fracture	0	0.00%	2	0.16%	Clavicular Crush	0	0.00%
Estimated Active US Implants	911	Lead Dislodgement	5	0.40%	6	0.48%	In the Pocket	0	0.00%
Insulation	Optim™*	Failure to Capture	1	0.08%	5	0.40%	Intravascular	0	0.00%
Type and/or Fixation	Single Coil, Active	Oversensing	2	0.16%	6	0.48%	Insulation Breach	0	0.00%
Polarity	Bipolar	Failure to Sense	0	0.00%	0	0.00%	Lead-to-Can Contact	0	0.00%
Steroid	Yes	Insulation Breach	0	0.00%	0	0.00%	Lead-to-Lead Contact	0	0.00%
Number of US Advisories	None	Abnormal Pacing Impedance	0	0.00%	1	0.08%	Clavicular Crush	0	0.00%
		Abnormal Defibrillation Impedance	0	0.00%	1	0.08%	Externalized Conductors	0	0.00%
		Extracardiac Stimulation	0	0.00%	1	0.08%	Other	0	0.00%
		Other	0	0.00%	1	0.08%	Crimps, Welds & Bonds	0	0.00%
		Total	8	0.63%	23	1.82%	Other	0	0.00%
		Total Returned for Analysis	2		9		Extrinsic Factors	11	0.87%
							Total	11	0.87%



YEAR	1	2	3	4	AT 51 MONTHS
SURVIVAL PROBABILITY	98.92%	98.23%	97.79%	97.49%	97.49%
± 1 STANDARD ERROR	0.29%	0.39%	0.48%	0.62%	0.62%
SAMPLE SIZE	1,070	750	500	320	210

*Optim™ lead insulation is a copolymer of silicone and polyurethane.

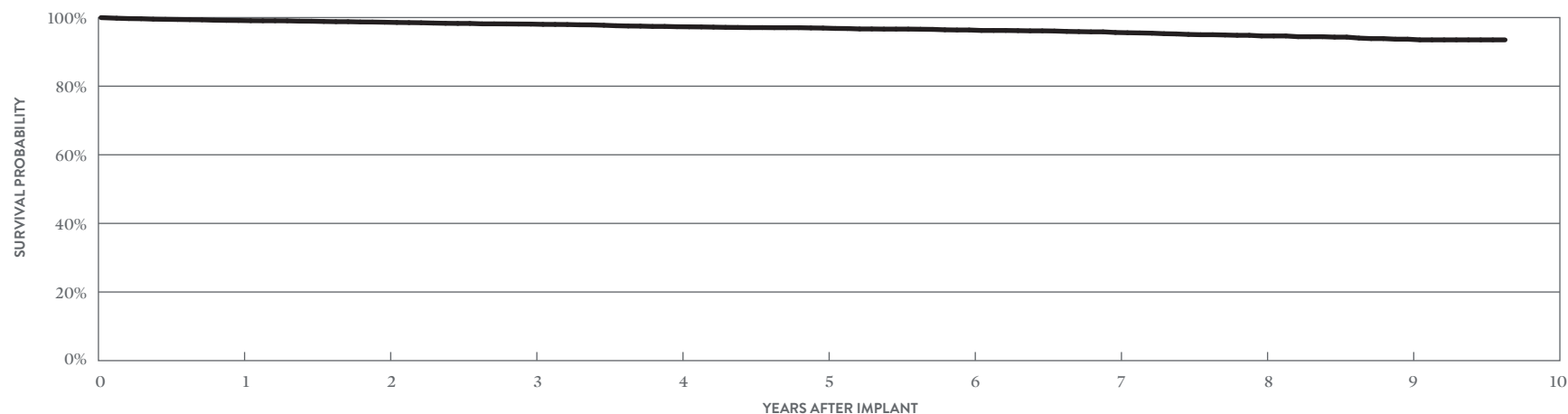
Defibrillation Leads

CUSTOMER REPORTED PERFORMANCE DATA

Durata™ DF4

MODELS 7170Q & 7171Q

		ACUTE OBSERVATIONS (POST IMPLANT, ≤30 DAYS)		CHRONIC COMPLICATIONS (>30 DAYS)		MALFUNCTIONS			
		QTY	RATE	QTY	RATE	QTY	RATE		
US Regulatory Approval	July 2009	Cardiac Perforation	6	0.09%	6	0.09%	Conductor Fracture	4	0.06%
Registered US Implants	6,769	Conductor Fracture	1	0.01%	25	0.37%	Clavicular Crush	0	0.00%
Estimated Active US Implants	3,568	Lead Dislodgement	19	0.28%	30	0.44%	In the Pocket	1	0.01%
Insulation	Optim™*	Failure to Capture	13	0.19%	67	0.99%	Intravascular	3	0.04%
Type and/or Fixation	Dual Coil, Passive	Oversensing	3	0.04%	50	0.74%	Insulation Breach	11	0.16%
Polarity	Bipolar	Failure to Sense	0	0.00%	1	0.01%	Lead-to-Can Contact	4	0.06%
Steroid	Yes	Insulation Breach	0	0.00%	3	0.04%	Lead-to-Lead Contact	5	0.07%
Number of US Advisories	None	Abnormal Pacing Impedance	1	0.01%	19	0.28%	Clavicular Crush	1	0.01%
		Abnormal Defibrillation Impedance	0	0.00%	17	0.25%	Externalized Conductors	0	0.00%
		Extracardiac Stimulation	1	0.01%	0	0.00%	Other	1	0.01%
		Other	1	0.01%	2	0.03%	Crimps, Welds & Bonds	0	0.00%
		Total	45	0.66%	220	3.25%	Other	0	0.00%
		Total Returned for Analysis	21		61		Extrinsic Factors	48	0.71%
							Total	63	0.93%



YEAR	1	2	3	4	5	6	7	8	9	AT 115 MONTHS
SURVIVAL PROBABILITY	99.13%	98.73%	98.22%	97.47%	97.12%	96.43%	95.60%	94.66%	93.70%	93.50%
± 1 STANDARD ERROR	0.12%	0.14%	0.18%	0.22%	0.25%	0.29%	0.35%	0.43%	0.58%	0.61%
SAMPLE SIZE	6,150	5,140	4,370	3,640	2,990	2,380	1,770	1,220	730	240

*Optim™ lead insulation is a copolymer of silicone and polyurethane.

Defibrillation Leads

ACTIVELY MONITORED STUDY DATA

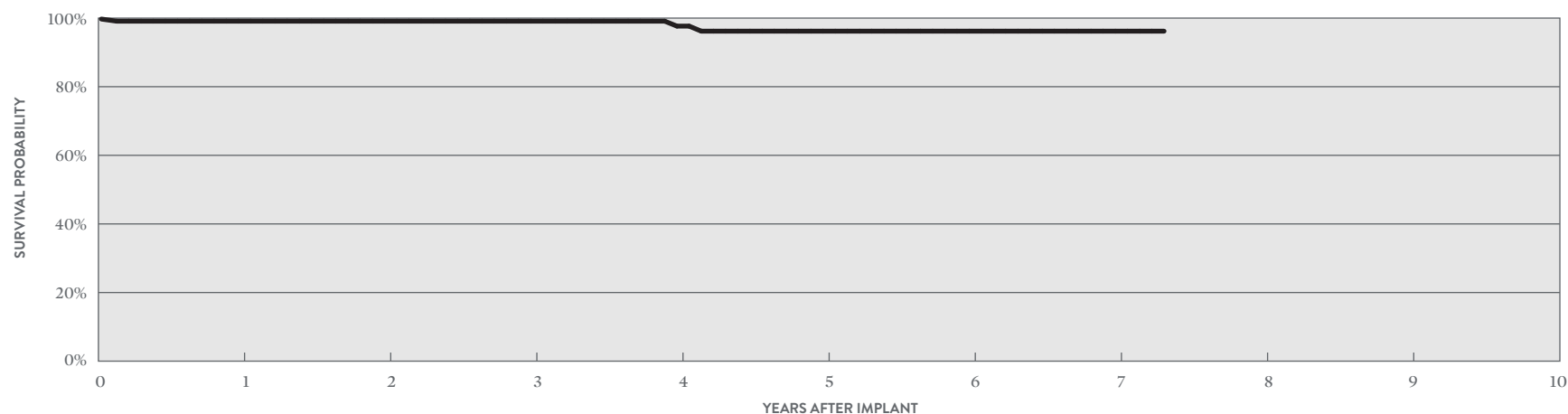
Durata™ DF4

MODELS 7170Q & 7171Q

US Regulatory Approval	July 2009
Number of Devices Enrolled in Study	115
Active Devices Enrolled in Study	41
Cumulative Months of Follow-up	7,470
Insulation	Optim™*
Type and/or Fixation	Dual Coil, Passive
Polarity	Bipolar
Steroid	Yes

QUALIFYING COMPLICATIONS	QTY	RATE
Abnormal Pacing Impedance	1	0.87%
Conductor Fracture	1	0.87%
Lead Dislodgement	1	0.87%

MALFUNCTIONS	QTY	RATE
Conductor Fracture	0	0.00%
Clavicular Crush	0	0.00%
In the Pocket	0	0.00%
Intravascular	0	0.00%
Insulation Breach	0	0.00%
Lead-to-Can Contact	0	0.00%
Lead-to-Lead Contact	0	0.00%
Clavicular Crush	0	0.00%
Externalized Conductors	0	0.00%
Other	0	0.00%
Crimps, Welds & Bonds	0	0.00%
Other	0	0.00%
Extrinsic Factors	2	1.74%
Total	2	1.74%



YEAR	1	2	3	4	5	6	7	AT 88 MONTHS
SURVIVAL PROBABILITY	99.10%	99.10%	99.10%	97.66%	96.19%	96.19%	96.19%	96.19%
± 1 STANDARD ERROR	0.90%	0.90%	0.90%	0.90%	2.20%	2.20%	2.20%	2.20%
SAMPLE SIZE	110	100	80	70	60	60	50	50

*Optim™ lead insulation is a copolymer of silicone and polyurethane.

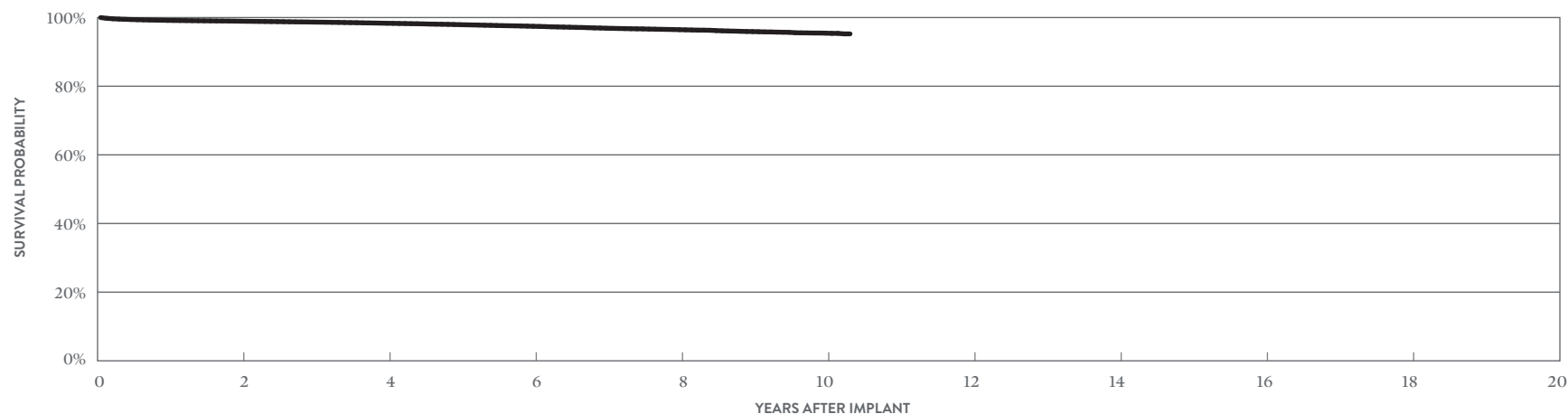
Defibrillation Leads

CUSTOMER REPORTED PERFORMANCE DATA

Durata™ DF4

MODELS 7120Q & 7121Q

		ACUTE OBSERVATIONS (POST IMPLANT, ≤30 DAYS)		CHRONIC COMPLICATIONS (>30 DAYS)		MALFUNCTIONS			
		QTY	RATE	QTY	RATE		QTY	RATE	
US Regulatory Approval	January 2009	Cardiac Perforation	99	0.07%	44	0.03%	Conductor Fracture	31	0.02%
Registered US Implants	134,026	Conductor Fracture	2	<0.01%	196	0.15%	Clavicular Crush	4	<0.01%
Estimated Active US Implants	68,148	Lead Dislodgement	262	0.20%	660	0.49%	In the Pocket	10	<0.01%
Insulation	Optim™*	Failure to Capture	122	0.09%	847	0.63%	Intravascular	17	0.01%
Type and/or Fixation	Dual Coil, Active	Oversensing	52	0.04%	767	0.57%	Insulation Breach	257	0.19%
Polarity	Bipolar	Failure to Sense	16	0.01%	87	0.06%	Lead-to-Can Contact	137	0.10%
Steroid	Yes	Insulation Breach	0	0.00%	49	0.04%	Lead-to-Lead Contact	31	0.02%
Number of US Advisories	None	Abnormal Pacing Impedance	6	<0.01%	160	0.12%	Clavicular Crush	32	0.02%
		Abnormal Defibrillation Impedance	10	<0.01%	356	0.27%	Externalized Conductors	0	0.00%
		Extracardiac Stimulation	5	<0.01%	10	<0.01%	Other	57	0.04%
		Other	40	0.03%	82	0.06%	Crimps, Welds & Bonds	2	<0.01%
		Total	614	0.46%	3258	2.43%	Other	38	0.03%
		Total Returned for Analysis	304		1054		Extrinsic Factors	854	0.64%
							Total	1182	0.88%



YEAR	2	4	6	8	10	AT 124 MONTHS
SURVIVAL PROBABILITY	98.92%	98.32%	97.43%	96.47%	95.44%	95.29%
± 1 STANDARD ERROR	0.03%	0.04%	0.05%	0.07%	0.12%	0.20%
SAMPLE SIZE	105,090	79,560	55,280	30,680	7,200	430

*Optim™ lead insulation is a copolymer of silicone and polyurethane.

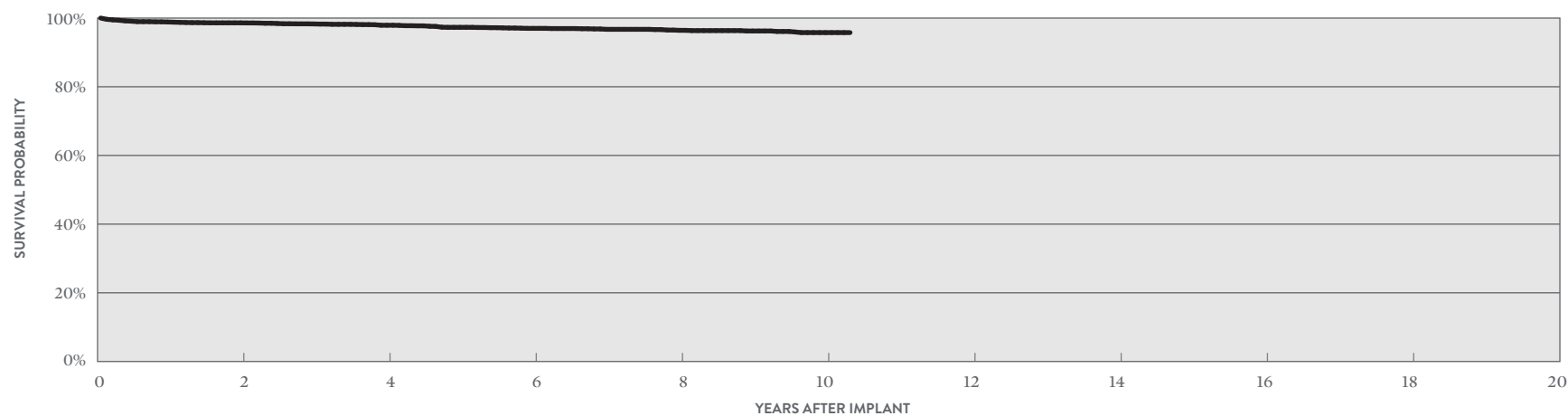
Defibrillation Leads

ACTIVELY MONITORED STUDY DATA

Durata™ DF4

MODELS 7120Q & 7121Q

US Regulatory Approval	January 2009	QUALIFYING COMPLICATIONS	QTY	RATE	MALFUNCTIONS	QTY	RATE
Number of Devices Enrolled in Study	4,321	Abnormal Defibrillation Impedance	5	0.12%	Conductor Fracture	5	0.12%
Active Devices Enrolled in Study	1,625	Abnormal Pacing Impedance	4	0.09%	Clavicular Crush	1	0.02%
Cumulative Months of Follow-up	264,962	Cardiac Perforation	1	0.02%	In the Pocket	2	0.05%
Insulation	Optim™*	Conductor Fracture	18	0.42%	Intravascular	2	0.05%
Type and/or Fixation	Dual Coil, Active	Failure to Capture	20	0.46%	Insulation Breach	9	0.21%
Polarity	Bipolar	Failure to Sense	5	0.12%	Lead-to-Can Contact	6	0.14%
Steroid	Yes	Inappropriate Shock	5	0.12%	Lead-to-Lead Contact	2	0.05%
		Insulation Breach	5	0.12%	Clavicular Crush	0	0.00%
		Lead Dislodgement	39	0.90%	Externalized Conductors	0	0.00%
		Oversensing	8	0.19%	Other	1	0.02%
					Crimps, Welds & Bonds	0	0.00%
					Other	1	0.02%
					Extrinsic Factors	49	1.13%
					Total	64	1.48%



YEAR	2	4	6	8	10	AT 124 MONTHS
SURVIVAL PROBABILITY	98.61%	97.91%	97.00%	96.43%	95.77%	95.77%
± 1 STANDARD ERROR	0.18%	0.24%	0.31%	0.36%	0.47%	0.47%
SAMPLE SIZE	3,500	2,630	2,000	1,450	520	80

*Optim™ lead insulation is a copolymer of silicone and polyurethane.

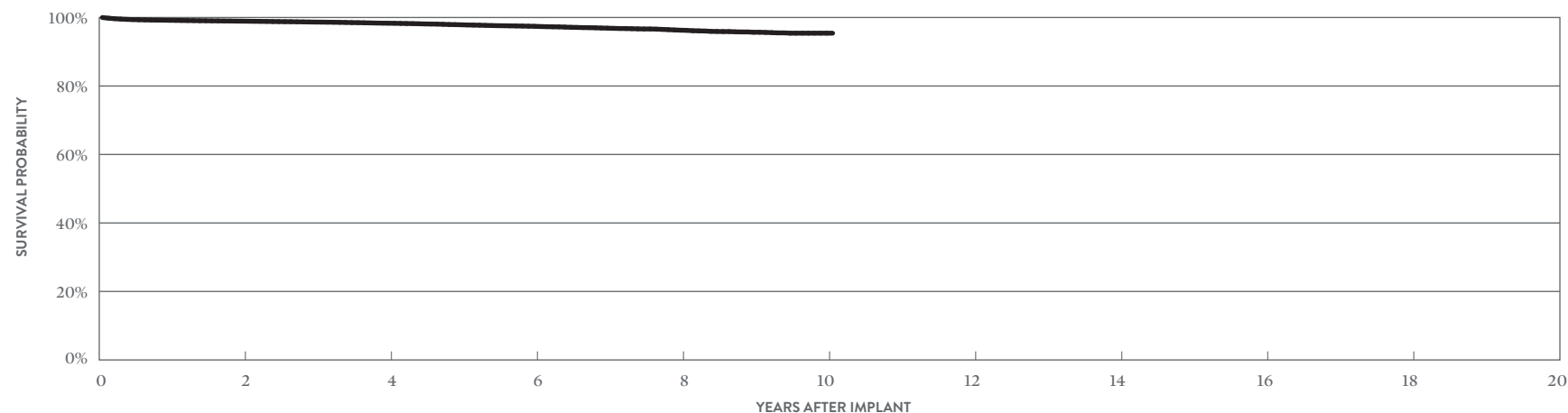
Defibrillation Leads

CUSTOMER REPORTED PERFORMANCE DATA

Durata™ DF4

MODEL 7122Q

		ACUTE OBSERVATIONS (POST IMPLANT, ≤30 DAYS)		CHRONIC COMPLICATIONS (>30 DAYS)		MALFUNCTIONS			
		QTY	RATE	QTY	RATE		QTY	RATE	
US Regulatory Approval	January 2009	Cardiac Perforation	146	0.13%	53	0.05%	Conductor Fracture	14	0.01%
Registered US Implants	114,727	Conductor Fracture	3	<0.01%	77	0.07%	Clavicular Crush	1	<0.01%
Estimated Active US Implants	69,586	Lead Dislodgement	278	0.24%	520	0.45%	In the Pocket	8	<0.01%
Insulation	Optim™*	Failure to Capture	134	0.12%	501	0.44%	Intravascular	5	<0.01%
Type and/or Fixation	Single Coil, Active	Oversensing	49	0.04%	451	0.39%	Insulation Breach	152	0.13%
Polarity	Bipolar	Failure to Sense	9	<0.01%	45	0.04%	Lead-to-Can Contact	84	0.07%
Steroid	Yes	Insulation Breach	1	<0.01%	26	0.02%	Lead-to-Lead Contact	25	0.02%
Number of US Advisories	None	Abnormal Pacing Impedance	12	0.01%	93	0.08%	Clavicular Crush	17	0.01%
		Abnormal Defibrillation Impedance	10	<0.01%	109	0.10%	Externalized Conductors	0	0.00%
		Extracardiac Stimulation	3	<0.01%	9	<0.01%	Other	26	0.02%
		Other	43	0.04%	56	0.05%	Crimps, Welds & Bonds	0	0.00%
		Total	688	0.60%	1940	1.69%	Other	17	0.01%
		Total Returned for Analysis	288		763		Extrinsic Factors	669	0.58%
							Total	852	0.74%



YEAR	2	4	6	8	10	AT 121 MONTHS
SURVIVAL PROBABILITY	98.93%	98.33%	97.41%	96.31%	95.43%	95.43%
± 1 STANDARD ERROR	0.03%	0.05%	0.07%	0.13%	0.23%	0.23%
SAMPLE SIZE	76,410	46,370	22,730	7,280	1,130	230

*Optim™ lead insulation is a copolymer of silicone and polyurethane.

Defibrillation Leads

ACTIVELY MONITORED STUDY DATA

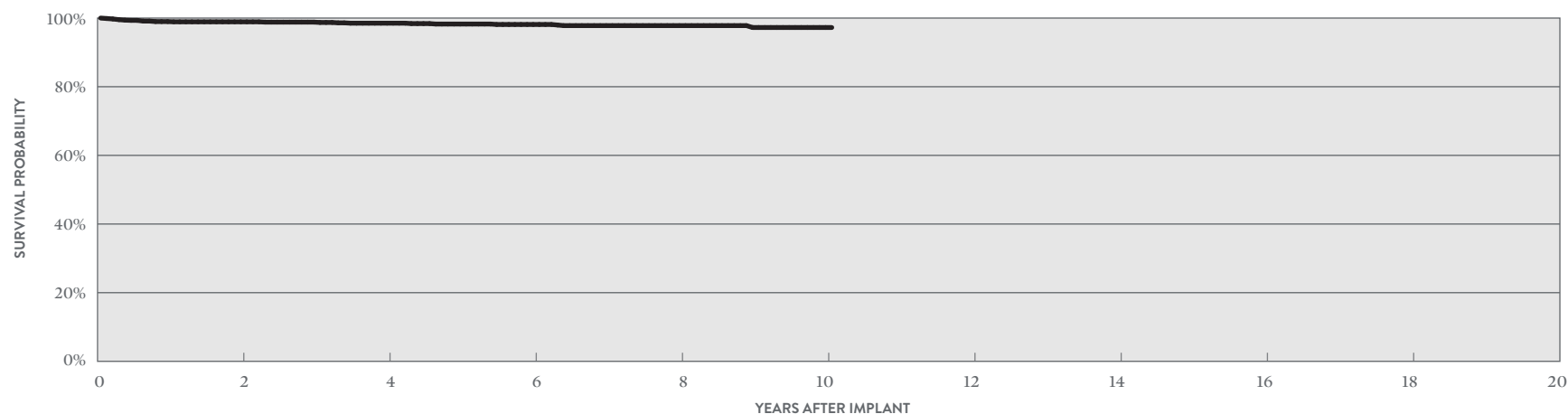
Durata™ DF4

MODEL 7122Q

US Regulatory Approval	January 2009
Number of Devices Enrolled in Study	1,560
Active Devices Enrolled in Study	679
Cumulative Months of Follow-up	89,916
Insulation	Optim™*
Type and/or Fixation	Single Coil, Active
Polarity	Bipolar
Steroid	Yes

QUALIFYING COMPLICATIONS	QTY	RATE
Abnormal Defibrillation Impedance	2	0.13%
Conductor Fracture	4	0.26%
Failure to Capture	7	0.45%
Failure to Sense	2	0.13%
Lead Dislodgement	7	0.45%
Oversensing	2	0.13%
Pericardial Effusion	2	0.13%

MALFUNCTIONS	QTY	RATE
Conductor Fracture	2	0.13%
Clavicular Crush	1	0.06%
In the Pocket	1	0.06%
Intravascular	0	0.00%
Insulation Breach	5	0.32%
Lead-to-Can Contact	4	0.26%
Lead-to-Lead Contact	0	0.00%
Clavicular Crush	0	0.00%
Externalized Conductors	0	0.00%
Other	1	0.06%
Crimps, Welds & Bonds	0	0.00%
Other	0	0.00%
Extrinsic Factors	15	0.96%
Total	22	1.41%



YEAR	2	4	6	8	10	AT 121 MONTHS
SURVIVAL PROBABILITY	98.91%	98.51%	98.13%	97.80%	97.25%	97.25%
± 1 STANDARD ERROR	0.27%	0.34%	0.40%	0.46%	0.72%	0.72%
SAMPLE SIZE	1,260	940	720	390	110	50

*Optim™ lead insulation is a copolymer of silicone and polyurethane.

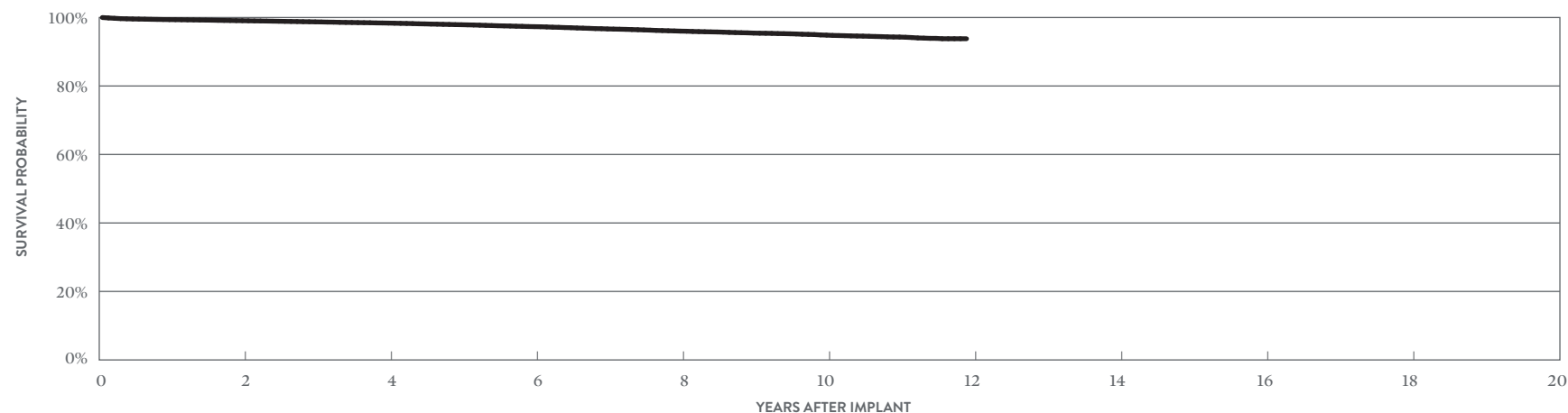
Defibrillation Leads

CUSTOMER REPORTED PERFORMANCE DATA

Durata™

MODELS 7120 & 7121

		ACUTE OBSERVATIONS (POST IMPLANT, ≤30 DAYS)		CHRONIC COMPLICATIONS (>30 DAYS)		MALFUNCTIONS			
		QTY	RATE	QTY	RATE	QTY	RATE		
US Regulatory Approval	September 2007	Cardiac Perforation	40	0.07%	17	0.03%	Conductor Fracture	34	0.06%
Registered US Implants	60,046	Conductor Fracture	2	<0.01%	155	0.26%	Clavicular Crush	2	<0.01%
Estimated Active US Implants	22,776	Lead Dislodgement	70	0.12%	186	0.31%	In the Pocket	23	0.04%
Insulation	Optim™*	Failure to Capture	25	0.04%	377	0.63%	Intravascular	9	0.01%
Type and/or Fixation	Dual Coil, Active	Oversensing	51	0.08%	719	1.20%	Insulation Breach	179	0.30%
Polarity	Bipolar	Failure to Sense	5	<0.01%	67	0.11%	Lead-to-Can Contact	93	0.15%
Steroid	Yes	Insulation Breach	0	0.00%	71	0.12%	Lead-to-Lead Contact	32	0.05%
Number of US Advisories	None	Abnormal Pacing Impedance	2	<0.01%	206	0.34%	Clavicular Crush	18	0.03%
		Abnormal Defibrillation Impedance	20	0.03%	303	0.50%	Externalized Conductors	0	0.00%
		Extracardiac Stimulation	0	0.00%	3	<0.01%	Other	36	0.06%
		Other	21	0.03%	56	0.09%	Crimps, Welds & Bonds	1	<0.01%
		Total	236	0.39%	2160	3.60%	Other	9	0.01%
		Total Returned for Analysis	93		568		Extrinsic Factors	429	0.71%
							Total	652	1.09%



YEAR	2	4	6	8	10	AT 143 MONTHS
SURVIVAL PROBABILITY	99.04%	98.36%	97.30%	96.03%	94.89%	93.41%
± 1 STANDARD ERROR	0.04%	0.06%	0.08%	0.10%	0.13%	0.20%
SAMPLE SIZE	48,250	38,780	31,370	24,760	16,920	300

*Optim™ lead insulation is a copolymer of silicone and polyurethane.

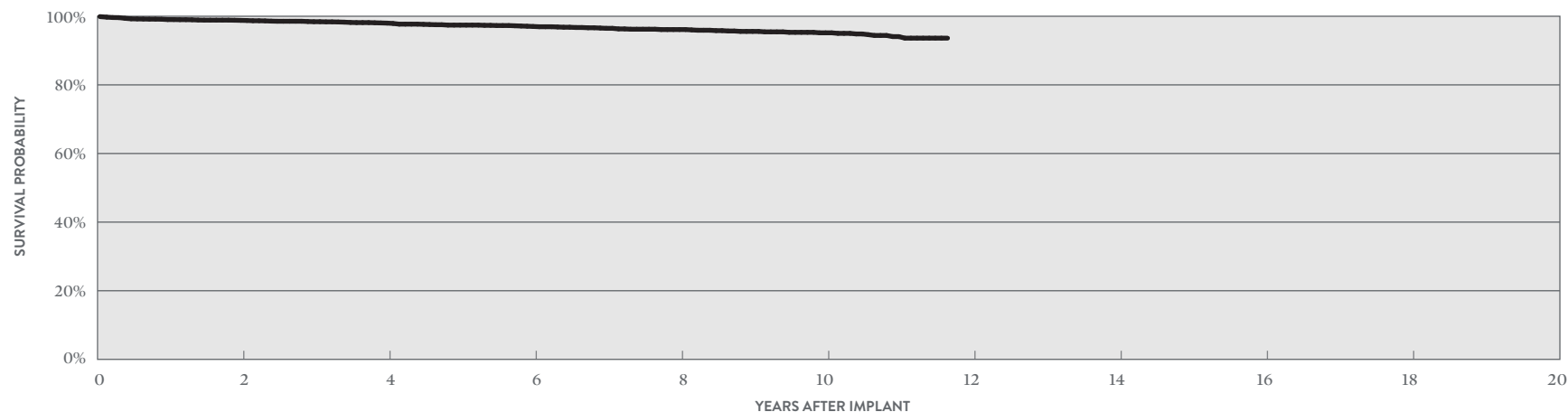
Defibrillation Leads

ACTIVELY MONITORED STUDY DATA

Durata™

MODELS 7120 & 7121

US Regulatory Approval	September 2007	QUALIFYING COMPLICATIONS	QTY	RATE	MALFUNCTIONS	QTY	RATE
Number of Devices Enrolled in Study	3,559	Abnormal Defibrillation Impedance	5	0.14%	Conductor Fracture	1	0.03%
Active Devices Enrolled in Study	699	Abnormal Pacing Impedance	12	0.34%	Clavicular Crush	0	0.00%
Cumulative Months of Follow-up	223,214	Conductor Fracture	16	0.45%	In the Pocket	1	0.03%
Insulation	Optim™*	Failure to Capture	14	0.39%	Intravascular	0	0.00%
Type and/or Fixation	Dual Coil, Active	Failure to Sense	2	0.06%	Insulation Breach	12	0.34%
Polarity	Bipolar	Inappropriate Shock	2	0.06%	Lead-to-Can Contact	6	0.17%
Steroid	Yes	Insulation Breach	13	0.37%	Lead-to-Lead Contact	5	0.14%
		Lead Dislodgement	20	0.56%	Clavicular Crush	0	0.00%
		Oversensing	15	0.42%	Externalized Conductors	0	0.00%
		Skin Erosion	2	0.06%	Other	1	0.03%
					Crimps, Welds & Bonds	0	0.00%
					Other	1	0.03%
					Extrinsic Factors	29	0.81%
					Total	43	1.21%



YEAR	2	4	6	8	10	AT 140 MONTHS
SURVIVAL PROBABILITY	98.80%	98.00%	97.02%	96.12%	95.17%	93.62%
± 1 STANDARD ERROR	0.19%	0.26%	0.35%	0.44%	0.55%	0.87%
SAMPLE SIZE	2,950	2,170	1,500	1,070	710	50

*Optim™ lead insulation is a copolymer of silicone and polyurethane.

Defibrillation Leads

CUSTOMER REPORTED PERFORMANCE DATA

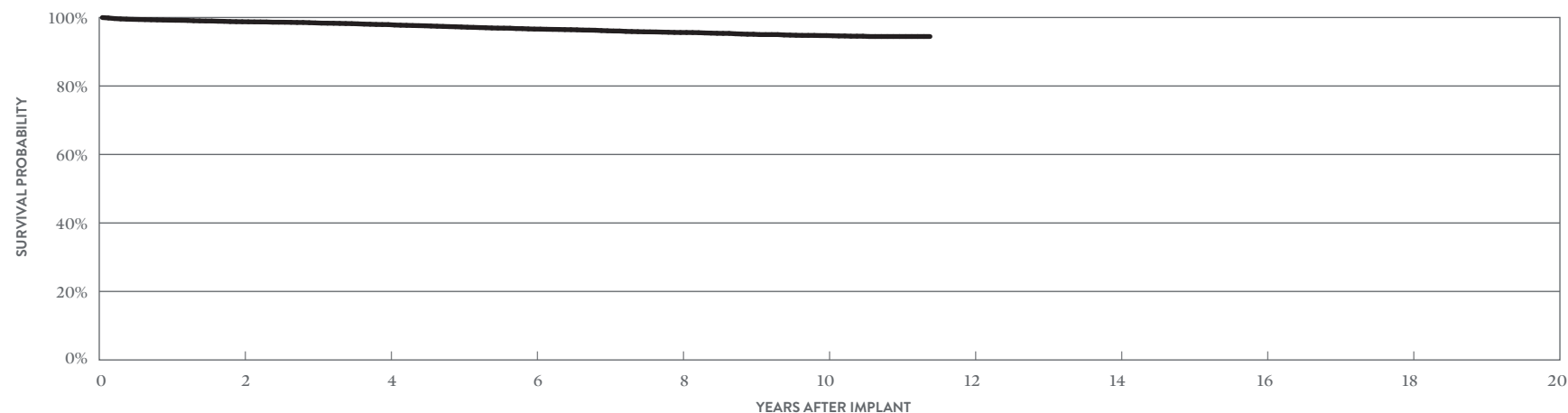
Durata™

MODEL 7122

US Regulatory Approval	September 2007
Registered US Implants	15,654
Estimated Active US Implants	6,929
Insulation	Optim™*
Type and/or Fixation	Single Coil, Active
Polarity	Bipolar
Steroid	Yes
Number of US Advisories	None

	ACUTE OBSERVATIONS (POST IMPLANT, ≤30 DAYS)		CHRONIC COMPLICATIONS (>30 DAYS)	
	QTY	RATE	QTY	RATE
Cardiac Perforation	11	0.07%	4	0.03%
Conductor Fracture	1	<0.01%	38	0.24%
Lead Dislodgement	23	0.15%	73	0.47%
Failure to Capture	19	0.12%	102	0.65%
Oversensing	12	0.08%	152	0.97%
Failure to Sense	0	0.00%	13	0.08%
Insulation Breach	1	<0.01%	24	0.15%
Abnormal Pacing Impedance	3	0.02%	44	0.28%
Abnormal Defibrillation Impedance	1	<0.01%	38	0.24%
Extracardiac Stimulation	2	0.01%	2	0.01%
Other	4	0.03%	11	0.07%
Total	77	0.49%	501	3.20%
Total Returned for Analysis	36		186	

MALFUNCTIONS	QTY	RATE
Conductor Fracture	16	0.10%
Clavicular Crush	1	<0.01%
In the Pocket	12	0.08%
Intravascular	3	0.02%
Insulation Breach	63	0.40%
Lead-to-Can Contact	33	0.21%
Lead-to-Lead Contact	19	0.12%
Clavicular Crush	2	0.01%
Externalized Conductors	1	<0.01%
Other	8	0.05%
Crimps, Welds & Bonds	0	0.00%
Other	4	0.03%
Extrinsic Factors	142	0.91%
Total	225	1.44%



YEAR	2	4	6	8	10	AT 138 MONTHS
SURVIVAL PROBABILITY	98.79%	97.82%	96.61%	95.56%	94.71%	94.29%
± 1 STANDARD ERROR	0.09%	0.13%	0.18%	0.23%	0.28%	0.35%
SAMPLE SIZE	12,370	9,340	6,690	4,520	2,300	200

*Optim™ lead insulation is a copolymer of silicone and polyurethane.

Defibrillation Leads

ACTIVELY MONITORED STUDY DATA

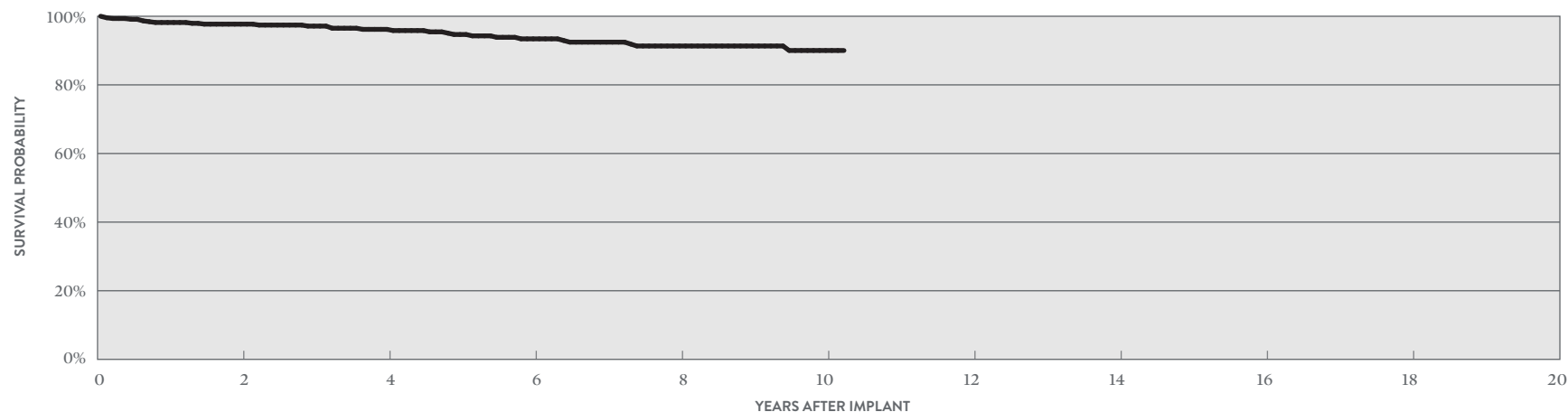
Durata™

MODEL 7122

US Regulatory Approval	September 2007
Number of Devices Enrolled in Study	455
Active Devices Enrolled in Study	136
Cumulative Months of Follow-up	30,109
Insulation	Optim™*
Type and/or Fixation	Single Coil, Active
Polarity	Bipolar
Steroid	Yes

QUALIFYING COMPLICATIONS	QTY	RATE
Abnormal Defibrillation Impedance	1	0.22%
Abnormal Pacing Impedance	5	1.10%
Conductor Fracture	6	1.32%
Failure to Capture	5	1.10%
Failure to Sense	1	0.22%
Insulation Breach	1	0.22%
Lead Dislodgement	5	1.10%
Oversensing	3	0.66%

MALFUNCTIONS	QTY	RATE
Conductor Fracture	2	0.44%
Clavicular Crush	0	0.00%
In the Pocket	1	0.22%
Intravascular	1	0.22%
Insulation Breach	3	0.66%
Lead-to-Can Contact	2	0.44%
Lead-to-Lead Contact	0	0.00%
Clavicular Crush	0	0.00%
Externalized Conductors	0	0.00%
Other	1	0.22%
Crimps, Welds & Bonds	0	0.00%
Other	0	0.00%
Extrinsic Factors	8	1.76%
Total	13	2.86%



YEAR	2	4	6	8	10	AT 123 MONTHS
SURVIVAL PROBABILITY	97.70%	96.18%	93.41%	91.33%	90.02%	90.02%
± 1 STANDARD ERROR	0.72%	0.98%	1.41%	1.72%	2.14%	2.14%
SAMPLE SIZE	400	300	220	160	70	50

*Optim™ lead insulation is a copolymer of silicone and polyurethane.

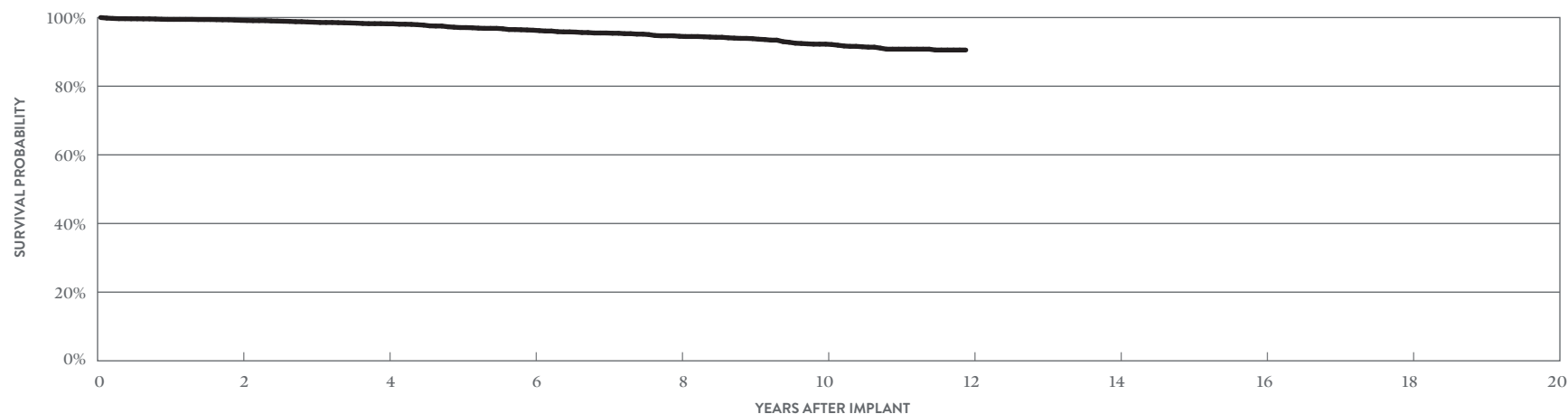
Defibrillation Leads

CUSTOMER REPORTED PERFORMANCE DATA

Riata™ ST Optim™

MODELS 7070 & 7071

		ACUTE OBSERVATIONS (POST IMPLANT, ≤30 DAYS)		CHRONIC COMPLICATIONS (>30 DAYS)		MALFUNCTIONS			
		QTY	RATE	QTY	RATE		QTY	RATE	
US Regulatory Approval	July 2006	Cardiac Perforation	3	0.09%	2	0.06%	Conductor Fracture	2	0.06%
Registered US Implants	3,311	Conductor Fracture	1	0.03%	24	0.72%	Clavicular Crush	0	0.00%
Estimated Active US Implants	1,116	Lead Dislodgement	3	0.09%	13	0.39%	In the Pocket	0	0.00%
Insulation	Optim™*	Failure to Capture	6	0.18%	40	1.21%	Intravascular	2	0.06%
Type and/or Fixation	Dual Coil, Passive	Oversensing	4	0.12%	57	1.72%	Insulation Breach	23	0.69%
Polarity	Bipolar	Failure to Sense	3	0.09%	3	0.09%	Lead-to-Can Contact	9	0.27%
Steroid	Yes	Insulation Breach	0	0.00%	7	0.21%	Lead-to-Lead Contact	4	0.12%
Number of US Advisories	None	Abnormal Pacing Impedance	0	0.00%	15	0.45%	Clavicular Crush	2	0.06%
		Abnormal Defibrillation Impedance	0	0.00%	22	0.66%	Externalized Conductors	1	0.03%
		Extracardiac Stimulation	0	0.00%	1	0.03%	Other	7	0.21%
		Other	0	0.00%	3	0.09%	Crimps, Welds & Bonds	0	0.00%
		Total	20	0.60%	187	5.65%	Other	0	0.00%
		Total Returned for Analysis	6		44		Extrinsic Factors	23	0.69%
							Total	48	1.45%



YEAR	2	4	6	8	10	AT 143 MONTHS
SURVIVAL PROBABILITY	99.29%	98.32%	96.29%	94.57%	92.20%	90.57%
± 1 STANDARD ERROR	0.15%	0.26%	0.41%	0.52%	0.68%	0.83%
SAMPLE SIZE	2,560	2,030	1,640	1,390	1,010	220

*Optim™ lead insulation is a copolymer of silicone and polyurethane.

Defibrillation Leads

ACTIVELY MONITORED STUDY DATA

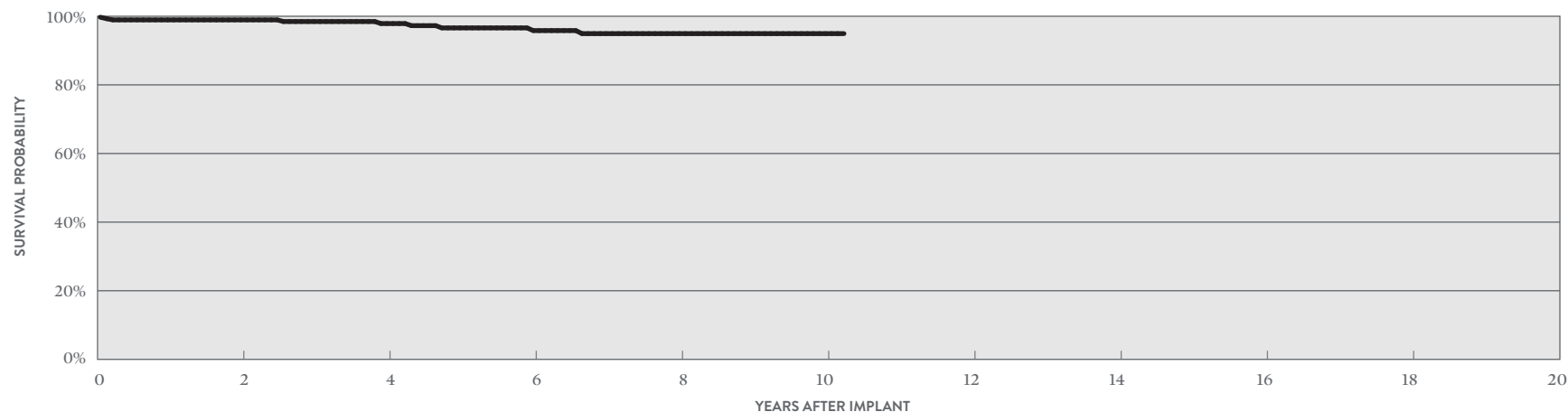
Riata™ ST Optim™

MODELS 7070 & 7071

US Regulatory Approval	July 2006
Number of Devices Enrolled in Study	288
Active Devices Enrolled in Study	51
Cumulative Months of Follow-up	18,896
Insulation	Optim™*
Type and/or Fixation	Dual Coil, Passive
Polarity	Bipolar
Steroid	Yes

QUALIFYING COMPLICATIONS	QTY	RATE
Abnormal Defibrillation Impedance	1	0.35%
Abnormal Pacing Impedance	2	0.69%
Cardiac Perforation	1	0.35%
Conductor Fracture	2	0.69%
Failure to Capture	1	0.35%
Lead Dislodgement	1	0.35%
Oversensing	1	0.35%

MALFUNCTIONS	QTY	RATE
Conductor Fracture	0	0.00%
Clavicular Crush	0	0.00%
In the Pocket	0	0.00%
Intravascular	0	0.00%
Insulation Breach	0	0.00%
Lead-to-Can Contact	0	0.00%
Lead-to-Lead Contact	0	0.00%
Clavicular Crush	0	0.00%
Externalized Conductors	0	0.00%
Other	0	0.00%
Crimps, Welds & Bonds	0	0.00%
Other	0	0.00%
Extrinsic Factors	1	0.35%
Total	1	0.35%



YEAR	2	4	6	8	10	AT 123 MONTHS
SURVIVAL PROBABILITY	98.94%	97.87%	95.82%	94.94%	94.94%	94.94%
± 1 STANDARD ERROR	0.61%	0.96%	1.31%	1.73%	1.73%	1.73%
SAMPLE SIZE	240	180	130	100	70	50

*Optim™ lead insulation is a copolymer of silicone and polyurethane.

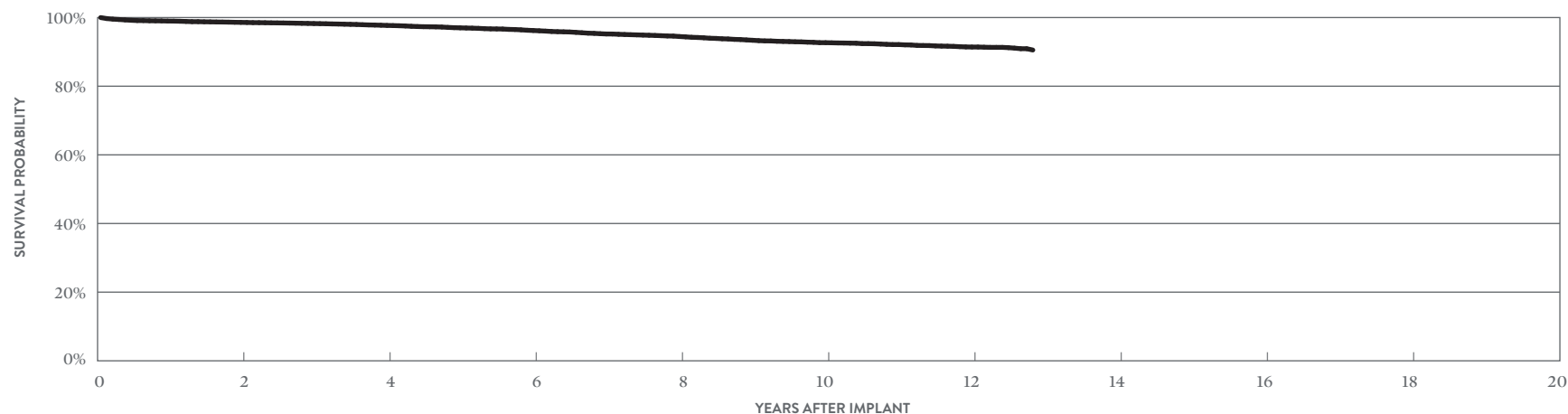
Defibrillation Leads

CUSTOMER REPORTED PERFORMANCE DATA

Riata™ ST Optim™

MODELS 7020 & 7021

		ACUTE OBSERVATIONS (POST IMPLANT, ≤30 DAYS)		CHRONIC COMPLICATIONS (>30 DAYS)		MALFUNCTIONS			
		QTY	RATE	QTY	RATE	QTY	RATE		
US Regulatory Approval	July 2006	Cardiac Perforation	33	0.23%	17	0.12%	Conductor Fracture	10	0.07%
Registered US Implants	14,249	Conductor Fracture	0	0.00%	65	0.46%	Clavicular Crush	1	<0.01%
Estimated Active US Implants	4,395	Lead Dislodgement	27	0.19%	64	0.45%	In the Pocket	4	0.03%
Insulation	Optim™*	Failure to Capture	17	0.12%	161	1.13%	Intravascular	5	0.04%
Type and/or Fixation	Dual Coil, Active	Oversensing	19	0.13%	267	1.87%	Insulation Breach	59	0.41%
Polarity	Bipolar	Failure to Sense	8	0.06%	20	0.14%	Lead-to-Can Contact	27	0.19%
Steroid	Yes	Insulation Breach	0	0.00%	26	0.18%	Lead-to-Lead Contact	7	0.05%
Number of US Advisories	None	Abnormal Pacing Impedance	1	<0.01%	56	0.39%	Clavicular Crush	4	0.03%
		Abnormal Defibrillation Impedance	4	0.03%	103	0.72%	Externalized Conductors	0	0.00%
		Extracardiac Stimulation	3	0.02%	2	0.01%	Other	21	0.15%
		Other	0	0.00%	28	0.20%	Crimps, Welds & Bonds	0	0.00%
		Total	112	0.79%	809	5.68%	Other	0	0.00%
		Total Returned for Analysis	53		215		Extrinsic Factors	174	1.22%
							Total	243	1.71%



YEAR	2	4	6	8	10	12	AT 154 MONTHS
SURVIVAL PROBABILITY	98.57%	97.69%	96.17%	94.35%	92.74%	91.26%	90.55%
± 1 STANDARD ERROR	0.10%	0.14%	0.19%	0.25%	0.30%	0.35%	0.40%
SAMPLE SIZE	11,250	8,860	7,220	6,010	5,080	3,280	300

*Optim™ lead insulation is a copolymer of silicone and polyurethane.

Defibrillation Leads

ACTIVELY MONITORED STUDY DATA

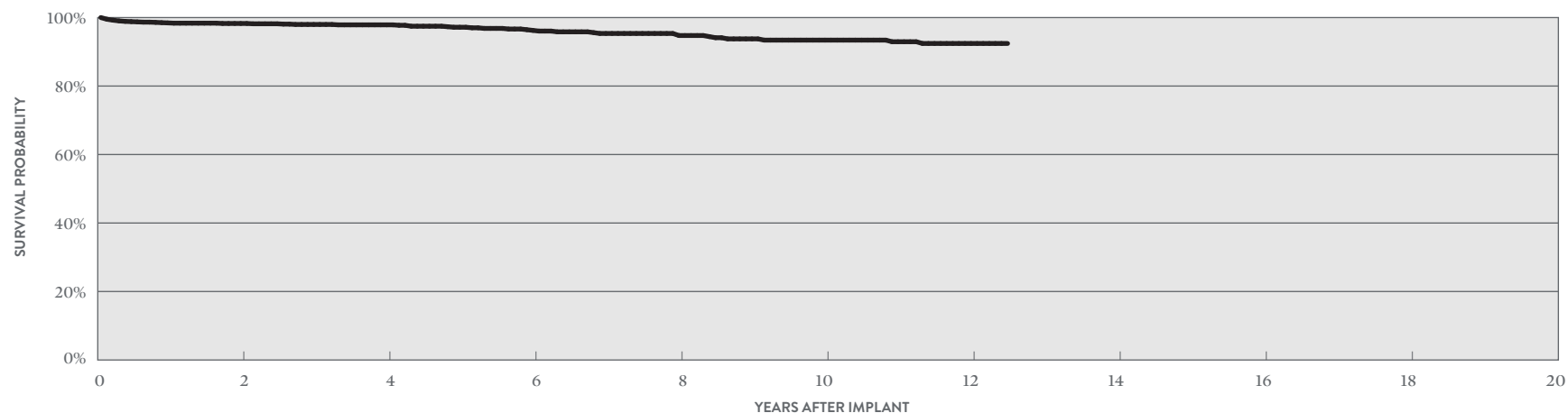
Riata™ ST Optim™

MODELS 7020 & 7021

US Regulatory Approval	July 2006
Number of Devices Enrolled in Study	1,469
Active Devices Enrolled in Study	192
Cumulative Months of Follow-up	87,620
Insulation	Optim™*
Type and/or Fixation	Dual Coil, Active
Polarity	Bipolar
Steroid	Yes

QUALIFYING COMPLICATIONS	QTY	RATE
Abnormal Pacing Impedance	6	0.41%
Cardiac Perforation	1	0.07%
Conductor Fracture	8	0.54%
Failure to Capture	16	1.09%
Failure to Sense	1	0.07%
Insulation Breach	2	0.14%
Lead Dislodgement	9	0.61%
Oversensing	6	0.41%
Skin Erosion	1	0.07%

MALFUNCTIONS	QTY	RATE
Conductor Fracture	3	0.20%
Clavicular Crush	0	0.00%
In the Pocket	3	0.20%
Intravascular	0	0.00%
Insulation Breach	3	0.20%
Lead-to-Can Contact	1	0.07%
Lead-to-Lead Contact	0	0.00%
Clavicular Crush	2	0.14%
Externalized Conductors	0	0.00%
Other	0	0.00%
Crimps, Welds & Bonds	0	0.00%
Other	0	0.00%
Extrinsic Factors	15	1.02%
Total	21	1.43%



YEAR	2	4	6	8	10	12	AT 150 MONTHS
SURVIVAL PROBABILITY	98.27%	97.87%	96.25%	94.75%	93.41%	92.43%	92.43%
± 1 STANDARD ERROR	0.35%	0.40%	0.62%	0.79%	1.10%	1.29%	1.29%
SAMPLE SIZE	1,180	840	540	350	240	150	60

*Optim™ lead insulation is a copolymer of silicone and polyurethane.

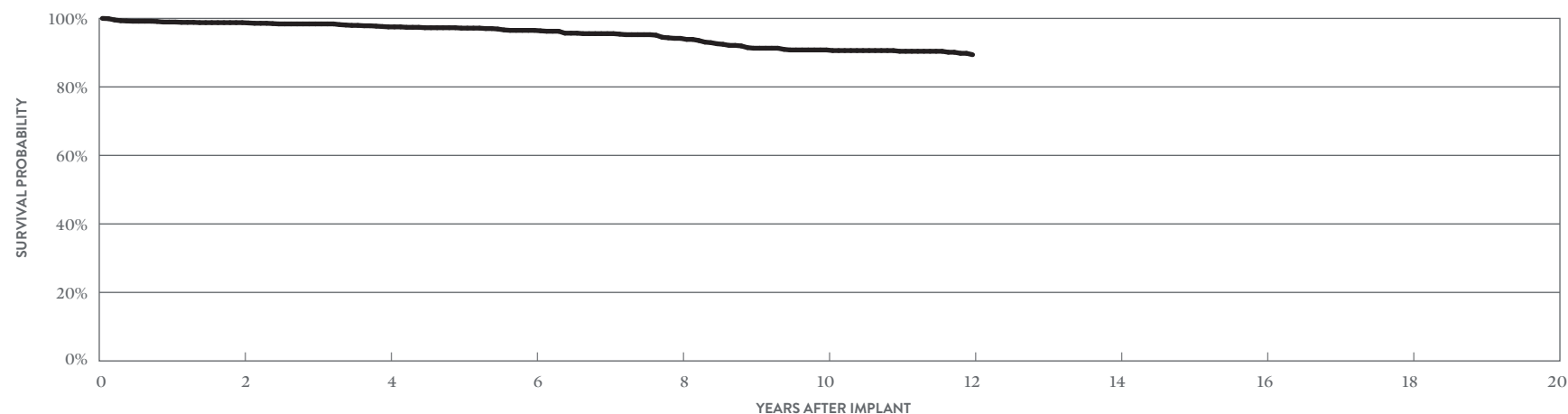
Defibrillation Leads

CUSTOMER REPORTED PERFORMANCE DATA

Riata™ ST Optim™

MODEL 7022

		ACUTE OBSERVATIONS (POST IMPLANT, ≤30 DAYS)		CHRONIC COMPLICATIONS (>30 DAYS)		MALFUNCTIONS			
		QTY	RATE	QTY	RATE	QTY	RATE		
US Regulatory Approval	July 2006	Cardiac Perforation	5	0.34%	3	0.20%	Conductor Fracture	3	0.20%
Registered US Implants	1,472	Conductor Fracture	0	0.00%	12	0.82%	Clavicular Crush	0	0.00%
Estimated Active US Implants	469	Lead Dislodgement	3	0.20%	11	0.75%	In the Pocket	2	0.14%
Insulation	Optim™*	Failure to Capture	1	0.07%	15	1.02%	Intravascular	1	0.07%
Type and/or Fixation	Single Coil, Active	Oversensing	0	0.00%	28	1.90%	Insulation Breach	9	0.61%
Polarity	Bipolar	Failure to Sense	0	0.00%	1	0.07%	Lead-to-Can Contact	6	0.41%
Steroid	Yes	Insulation Breach	0	0.00%	8	0.54%	Lead-to-Lead Contact	1	0.07%
Number of US Advisories	None	Abnormal Pacing Impedance	2	0.14%	5	0.34%	Clavicular Crush	0	0.00%
		Abnormal Defibrillation Impedance	0	0.00%	5	0.34%	Externalized Conductors	0	0.00%
		Extracardiac Stimulation	0	0.00%	1	0.07%	Other	2	0.14%
		Other	0	0.00%	2	0.14%	Crimps, Welds & Bonds	0	0.00%
		Total	11	0.75%	91	6.18%	Other	0	0.00%
		Total Returned for Analysis	4		27		Extrinsic Factors	22	1.49%
							Total	34	2.31%



YEAR	2	4	6	8	10	12
SURVIVAL PROBABILITY	98.67%	97.40%	96.37%	94.16%	91.26%	90.28%
± 1 STANDARD ERROR	0.32%	0.48%	0.58%	0.81%	1.04%	1.10%
SAMPLE SIZE	1,140	890	740	630	530	230

*Optim™ lead insulation is a copolymer of silicone and polyurethane.

Defibrillation Leads

CUSTOMER REPORTED PERFORMANCE DATA

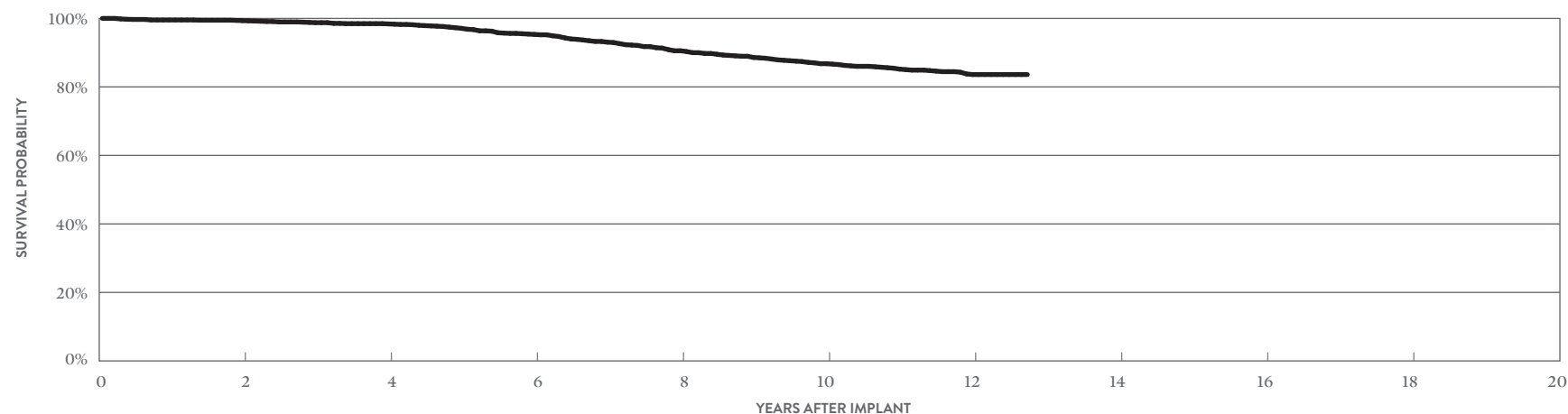
Riata™ ST

MODELS 7010 & 7011

US Regulatory Approval	March 2006
Registered US Implants	2,200
Estimated Active US Implants	596
Insulation	Silicone
Type and/or Fixation	Dual Coil, Active
Polarity	Integrated Bipolar
Steroid	Yes
Number of US Advisories (see pg. 337)	One

	ACUTE OBSERVATIONS (POST IMPLANT, ≤30 DAYS)		CHRONIC COMPLICATIONS (>30 DAYS)	
	QTY	RATE	QTY	RATE
Cardiac Perforation	3	0.14%	3	0.14%
Conductor Fracture	0	0.00%	7	0.32%
Lead Dislodgement	1	0.05%	8	0.36%
Failure to Capture	2	0.09%	12	0.55%
Oversensing	2	0.09%	52	2.36%
Failure to Sense	1	0.05%	3	0.14%
Insulation Breach	0	0.00%	47	2.14%
Abnormal Pacing Impedance	1	0.05%	28	1.27%
Abnormal Defibrillation Impedance	0	0.00%	21	0.95%
Extracardiac Stimulation	0	0.00%	0	0.00%
Other	1	0.05%	3	0.14%
Total	11	0.50%	184	8.36%
Total Returned for Analysis	4		41	

MALFUNCTIONS	QTY	RATE
Conductor Fracture	2	0.09%
Clavicular Crush	0	0.00%
In the Pocket	2	0.09%
Intravascular	0	0.00%
Insulation Breach	41	1.86%
Lead-to-Can Contact	13	0.59%
Lead-to-Lead Contact	18	0.82%
Clavicular Crush	1	0.05%
Externalized Conductors	3	0.14%
Other	6	0.27%
Crimps, Welds & Bonds	0	0.00%
Other	0	0.00%
Extrinsic Factors	12	0.55%
Total	55	2.50%



YEAR	2	4	6	8	10	12	AT 153 MONTHS
SURVIVAL PROBABILITY	99.36%	98.53%	95.38%	89.88%	86.48%	83.54%	83.31%
± 1 STANDARD ERROR	0.18%	0.29%	0.59%	0.93%	1.10%	1.24%	1.26%
SAMPLE SIZE	1,710	1,320	1,030	840	690	530	220

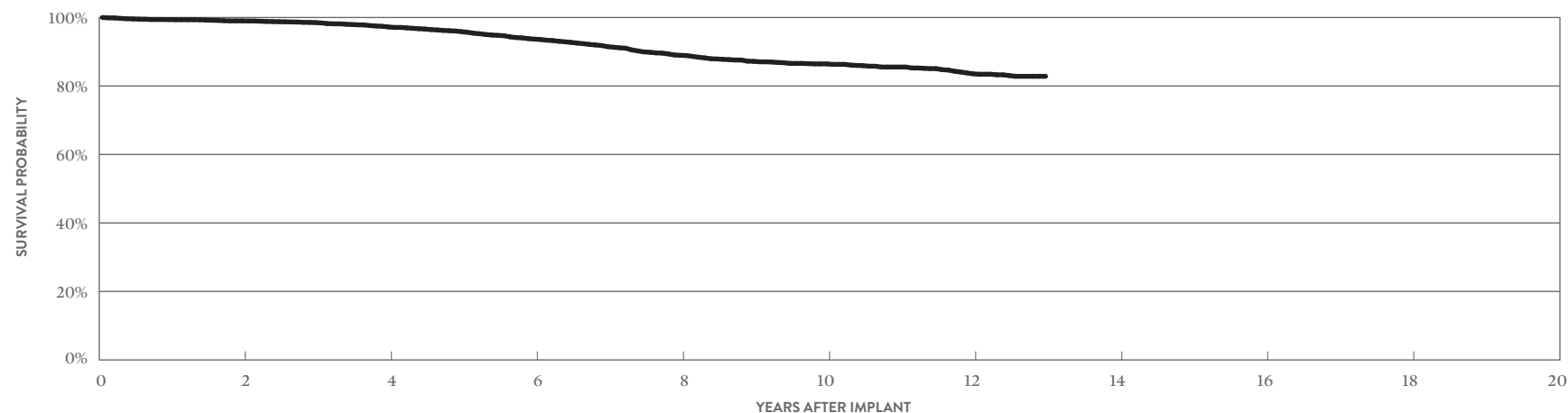
Defibrillation Leads

CUSTOMER REPORTED PERFORMANCE DATA

Riata™ ST

MODELS 7040 & 7041

		ACUTE OBSERVATIONS (POST IMPLANT, ≤30 DAYS)		CHRONIC COMPLICATIONS (>30 DAYS)		MALFUNCTIONS			
		QTY	RATE	QTY	RATE		QTY	RATE	
US Regulatory Approval	March 2006	Cardiac Perforation	4	0.10%	3	0.07%	Conductor Fracture	4	0.10%
Registered US Implants	4,056	Conductor Fracture	0	0.00%	37	0.91%	Clavicular Crush	0	0.00%
Estimated Active US Implants	1,105	Lead Dislodgement	5	0.12%	5	0.12%	In the Pocket	1	0.02%
Insulation	Silicone	Failure to Capture	1	0.02%	52	1.28%	Intravascular	3	0.07%
Type and/or Fixation	Dual Coil, Passive	Oversensing	3	0.07%	108	2.66%	Insulation Breach	62	1.53%
Polarity	Bipolar	Failure to Sense	0	0.00%	15	0.37%	Lead-to-Can Contact	31	0.76%
Steroid	Yes	Insulation Breach	0	0.00%	61	1.50%	Lead-to-Lead Contact	19	0.47%
Number of US Advisories (see pg. 337)	One	Abnormal Pacing Impedance	2	0.05%	22	0.54%	Clavicular Crush	0	0.00%
		Abnormal Defibrillation Impedance	0	0.00%	28	0.69%	Externalized Conductors	2	0.05%
		Extracardiac Stimulation	0	0.00%	1	0.02%	Other	10	0.25%
		Other	1	0.02%	9	0.22%	Crimps, Welds & Bonds	0	0.00%
		Total	16	0.39%	341	8.41%	Other	0	0.00%
		Total Returned for Analysis	3		74		Extrinsic Factors	29	0.71%
							Total	95	2.34%



YEAR	2	4	6	8	10	12	AT 156 MONTHS
SURVIVAL PROBABILITY	99.00%	97.18%	93.76%	89.13%	86.54%	83.95%	83.20%
± 1 STANDARD ERROR	0.17%	0.30%	0.49%	0.68%	0.77%	0.88%	0.97%
SAMPLE SIZE	3,220	2,510	1,970	1,580	1,300	790	200

Defibrillation Leads

CUSTOMER REPORTED PERFORMANCE DATA

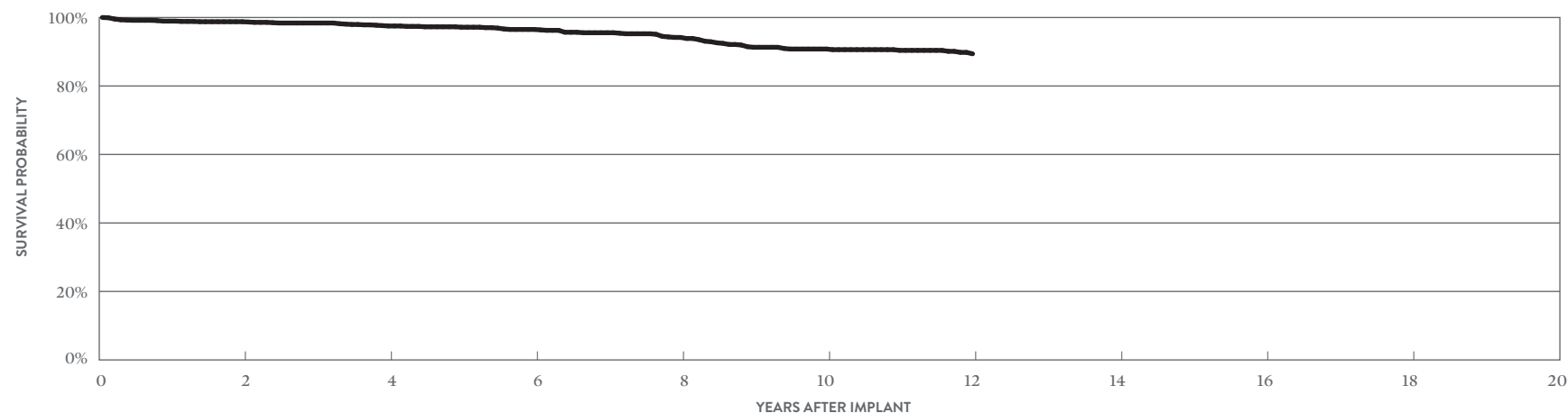
Riata™ ST

MODEL 7002

US Regulatory Approval	June 2005
Registered US Implants	2,409
Estimated Active US Implants	623
Insulation	Silicone
Type and/or Fixation	Single Coil, Active
Polarity	Bipolar
Steroid	Yes
Number of US Advisories (see pg. 337)	One

	ACUTE OBSERVATIONS (POST IMPLANT, ≤30 DAYS)		CHRONIC COMPLICATIONS (>30 DAYS)	
	QTY	RATE	QTY	RATE
Cardiac Perforation	6	0.25%	5	0.21%
Conductor Fracture	0	0.00%	10	0.42%
Lead Dislodgement	3	0.12%	9	0.37%
Failure to Capture	4	0.17%	25	1.04%
Oversensing	4	0.17%	67	2.78%
Failure to Sense	0	0.00%	2	0.08%
Insulation Breach	0	0.00%	73	3.03%
Abnormal Pacing Impedance	2	0.08%	5	0.21%
Abnormal Defibrillation Impedance	1	0.04%	10	0.42%
Extracardiac Stimulation	0	0.00%	0	0.00%
Other	1	0.04%	8	0.33%
Total	21	0.87%	214	8.88%
Total Returned for Analysis	11		73	

MALFUNCTIONS	QTY	RATE
Conductor Fracture	5	0.21%
Clavicular Crush	0	0.00%
In the Pocket	2	0.08%
Intravascular	3	0.12%
Insulation Breach	79	3.28%
Lead-to-Can Contact	36	1.49%
Lead-to-Lead Contact	18	0.75%
Clavicular Crush	0	0.00%
Externalized Conductors	10	0.42%
Other	15	0.62%
Crimps, Welds & Bonds	0	0.00%
Other	0	0.00%
Extrinsic Factors	24	1.00%
Total	108	4.48%



YEAR	2	4	6	8	10	12	AT 152 MONTHS
SURVIVAL PROBABILITY	98.39%	97.19%	93.05%	87.47%	84.86%	81.98%	80.99%
± 1 STANDARD ERROR	0.27%	0.38%	0.66%	0.94%	1.05%	1.19%	1.26%
SAMPLE SIZE	1,890	1,530	1,180	920	760	500	210

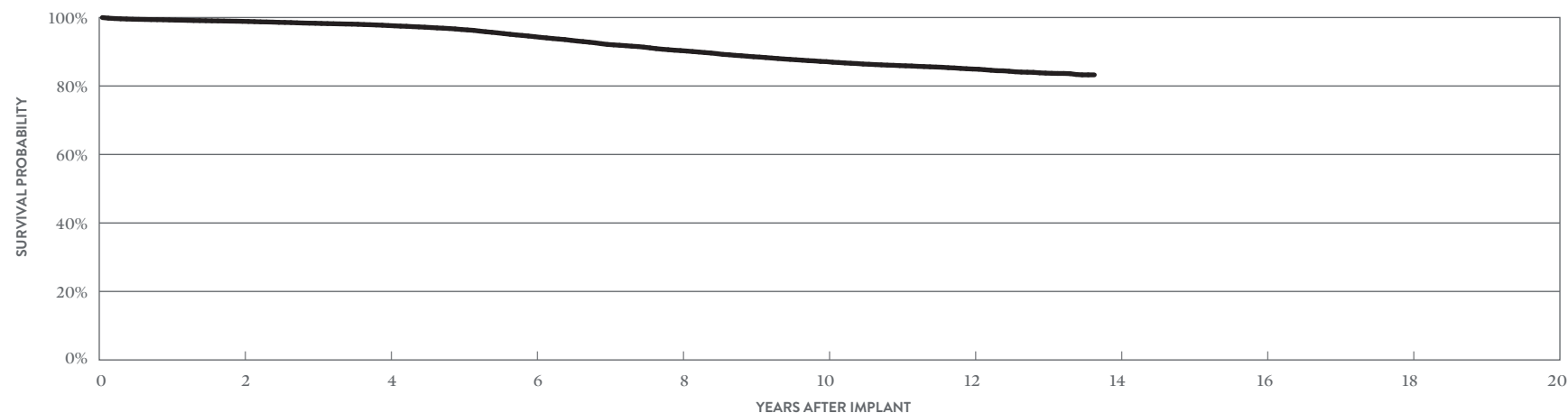
Defibrillation Leads

CUSTOMER REPORTED PERFORMANCE DATA

Riata™ ST

MODELS 7000 & 7001

		ACUTE OBSERVATIONS (POST IMPLANT, ≤30 DAYS)		CHRONIC COMPLICATIONS (>30 DAYS)		MALFUNCTIONS			
		QTY	RATE	QTY	RATE		QTY	RATE	
US Regulatory Approval	June 2005	Cardiac Perforation	42	0.12%	32	0.09%	Conductor Fracture	24	0.07%
Registered US Implants	34,882	Conductor Fracture	0	0.00%	167	0.48%	Clavicular Crush	4	0.01%
Estimated Active US Implants	9,238	Lead Dislodgement	38	0.11%	60	0.17%	In the Pocket	7	0.02%
Insulation	Silicone	Failure to Capture	42	0.12%	374	1.07%	Intravascular	13	0.04%
Type and/or Fixation	Dual Coil, Active	Oversensing	40	0.11%	902	2.59%	Insulation Breach	637	1.83%
Polarity	Bipolar	Failure to Sense	7	0.02%	65	0.19%	Lead-to-Can Contact	333	0.95%
Steroid	Yes	Insulation Breach	1	<0.01%	770	2.21%	Lead-to-Lead Contact	171	0.49%
Number of US Advisories (see pg. 337)	One	Abnormal Pacing Impedance	8	0.02%	122	0.35%	Clavicular Crush	11	0.03%
		Abnormal Defibrillation Impedance	4	0.01%	234	0.67%	Externalized Conductors	38	0.11%
		Extracardiac Stimulation	3	<0.01%	5	0.01%	Other	84	0.24%
		Other	11	0.03%	98	0.28%	Crimps, Welds & Bonds	1	<0.01%
		Total	196	0.56%	2829	8.11%	Other	1	<0.01%
		Total Returned for Analysis	97		771		Extrinsic Factors	322	0.92%
							Total	985	2.82%



YEAR	2	4	6	8	10	12	AT 164 MONTHS
SURVIVAL PROBABILITY	98.88%	97.66%	94.42%	90.33%	87.19%	85.11%	83.55%
± 1 STANDARD ERROR	0.06%	0.09%	0.15%	0.22%	0.26%	0.29%	0.36%
SAMPLE SIZE	28,220	22,080	17,260	13,530	11,100	8,450	310

Defibrillation Leads

ACTIVELY MONITORED STUDY DATA

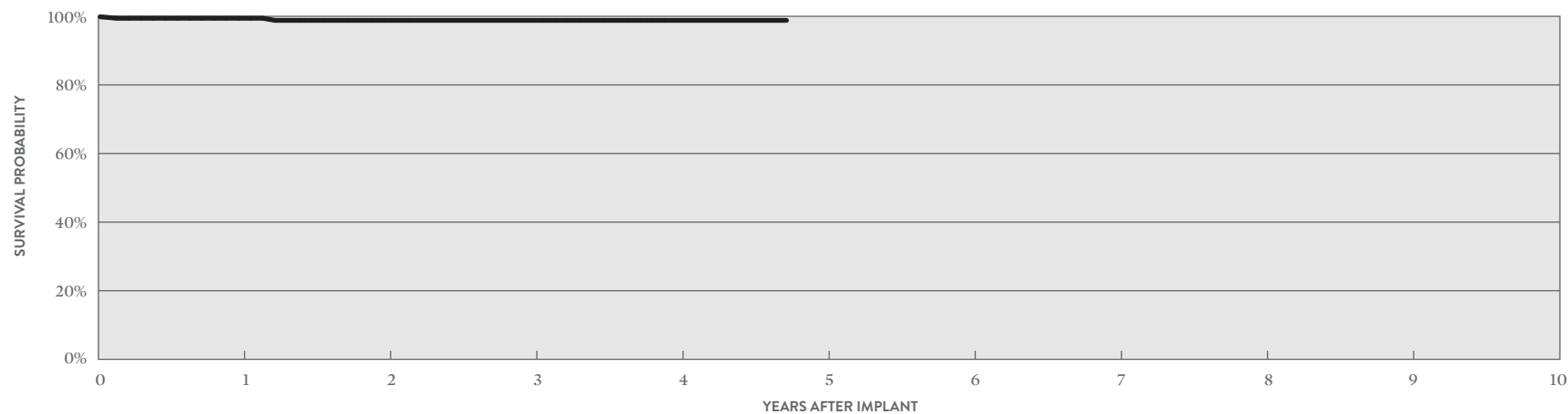
Riata™ ST

MODELS 7000 & 7001

US Regulatory Approval	June 2005
Number of Devices Enrolled in Study	180
Active Devices Enrolled in Study	11
Cumulative Months of Follow-up	8,336
Insulation	Silicone
Type and/or Fixation	Dual Coil, Active
Polarity	Bipolar
Steroid	Yes

QUALIFYING COMPLICATIONS	QTY	RATE
Insulation Breach	1	0.56%
Lead Dislodgement	1	0.56%

MALFUNCTIONS	QTY	RATE
Conductor Fracture	0	0.00%
Clavicular Crush	0	0.00%
In the Pocket	0	0.00%
Intravascular	0	0.00%
Insulation Breach	5	2.78%
Lead-to-Can Contact	3	1.67%
Lead-to-Lead Contact	1	0.56%
Clavicular Crush	0	0.00%
Externalized Conductors	0	0.00%
Other	1	0.56%
Crimps, Welds & Bonds	1	0.56%
Other	0	0.00%
Extrinsic Factors	0	0.00%
Total	6	3.33%



YEAR	1	2	3	4	AT 57 MONTHS
SURVIVAL PROBABILITY	99.43%	98.81%	98.81%	98.81%	98.81%
± 1 STANDARD ERROR	0.56%	0.84%	0.84%	0.84%	0.84%
SAMPLE SIZE	170	150	120	90	50

Defibrillation Leads

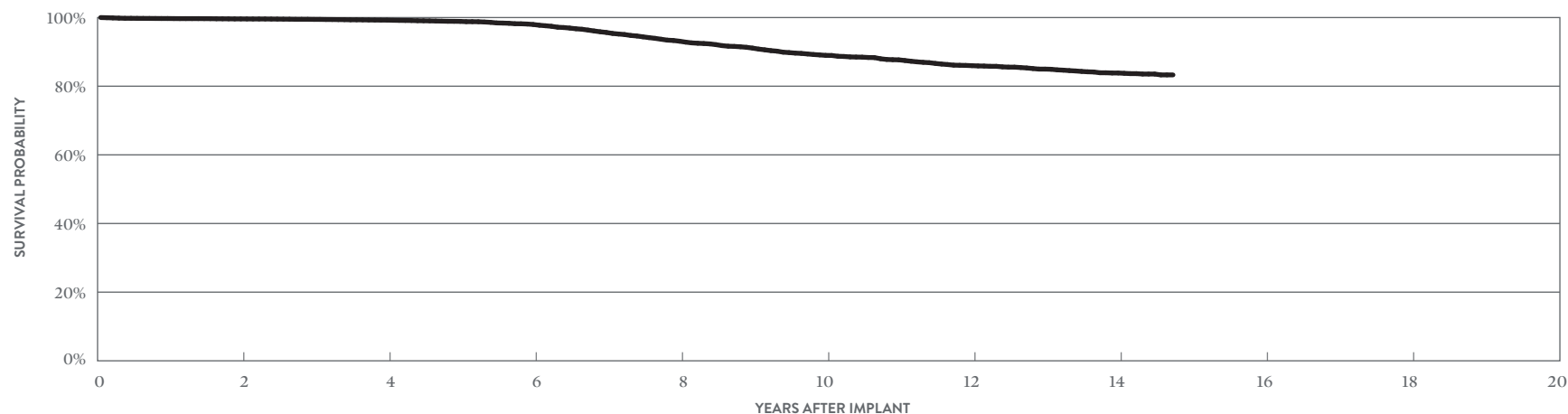
CUSTOMER REPORTED PERFORMANCE DATA

Riata™ i

MODELS 1590 & 1591

US Regulatory Approval	April 2004
Registered US Implants	9,700
Estimated Active US Implants	2,206
Insulation	Silicone
Type and/or Fixation	Dual Coil, Active
Polarity	Integrated Bipolar
Steroid	Yes
Number of US Advisories (see pg. 337)	One

MALFUNCTIONS	QTY	RATE
Conductor Fracture	7	0.07%
Clavicular Crush	1	0.01%
In the Pocket	1	0.01%
Intravascular	5	0.05%
Insulation Breach	201	2.07%
Lead-to-Can Contact	81	0.84%
Lead-to-Lead Contact	58	0.60%
Clavicular Crush	2	0.02%
Externalized Conductors	21	0.22%
Other	39	0.40%
Crimps, Welds & Bonds	0	0.00%
Other	1	0.01%
Extrinsic Factors	55	0.57%
Total	264	2.72%



YEAR	2	4	6	8	10	12	14	AT 177 MONTHS
SURVIVAL PROBABILITY	99.59%	99.28%	98.06%	93.27%	89.18%	85.94%	83.65%	83.09%
± 1 STANDARD ERROR	0.07%	0.10%	0.18%	0.37%	0.49%	0.57%	0.64%	0.71%
SAMPLE SIZE	7,940	6,250	4,810	3,740	2,980	2,460	1,560	220

Defibrillation Leads

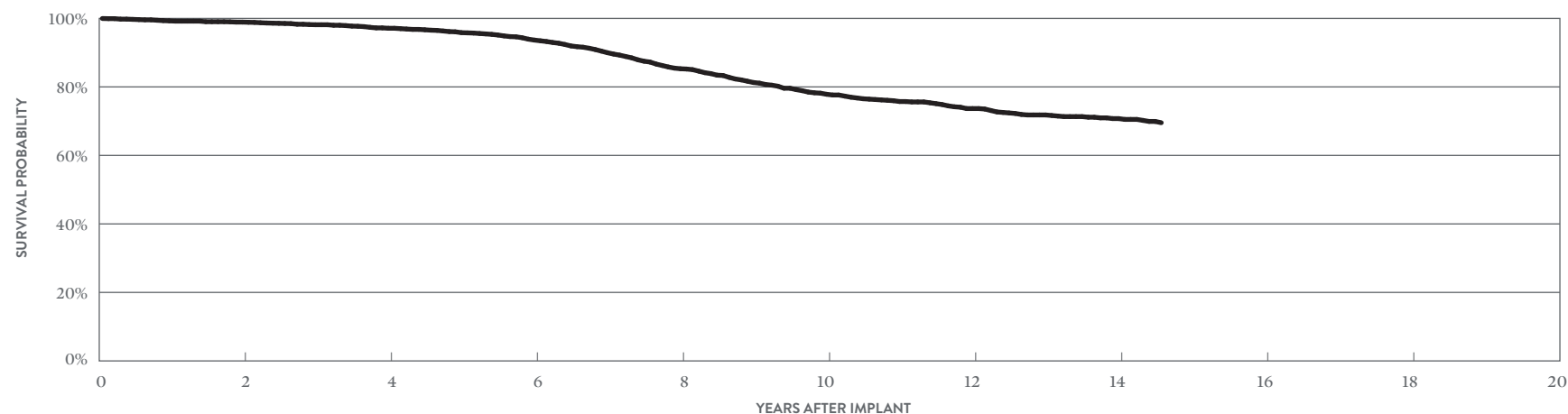
CUSTOMER REPORTED PERFORMANCE DATA

Riata™

MODEL 1582

US Regulatory Approval	March 2003
Registered US Implants	3,132
Estimated Active US Implants	568
Insulation	Silicone
Type and/or Fixation	Single Coil, Active
Polarity	Bipolar
Steroid	Yes
Number of US Advisories (see pg. 337)	One

MALFUNCTIONS	QTY	RATE
Conductor Fracture	3	0.10%
Clavicular Crush	0	0.00%
In the Pocket	0	0.00%
Intravascular	3	0.10%
Insulation Breach	181	5.78%
Lead-to-Can Contact	57	1.82%
Lead-to-Lead Contact	31	0.99%
Clavicular Crush	2	0.06%
Externalized Conductors	51	1.63%
Other	40	1.28%
Crimps, Welds & Bonds	0	0.00%
Other	0	0.00%
Extrinsic Factors	35	1.12%
Total	219	6.99%



YEAR	2	4	6	8	10	12	14	AT 175 MONTHS
SURVIVAL PROBABILITY	98.87%	96.97%	93.57%	85.25%	77.87%	73.82%	71.01%	69.87%
± 1 STANDARD ERROR	0.20%	0.36%	0.56%	0.93%	1.16%	1.30%	1.41%	1.46%
SAMPLE SIZE	2,470	1,930	1,460	1,060	790	600	390	210

Defibrillation Leads

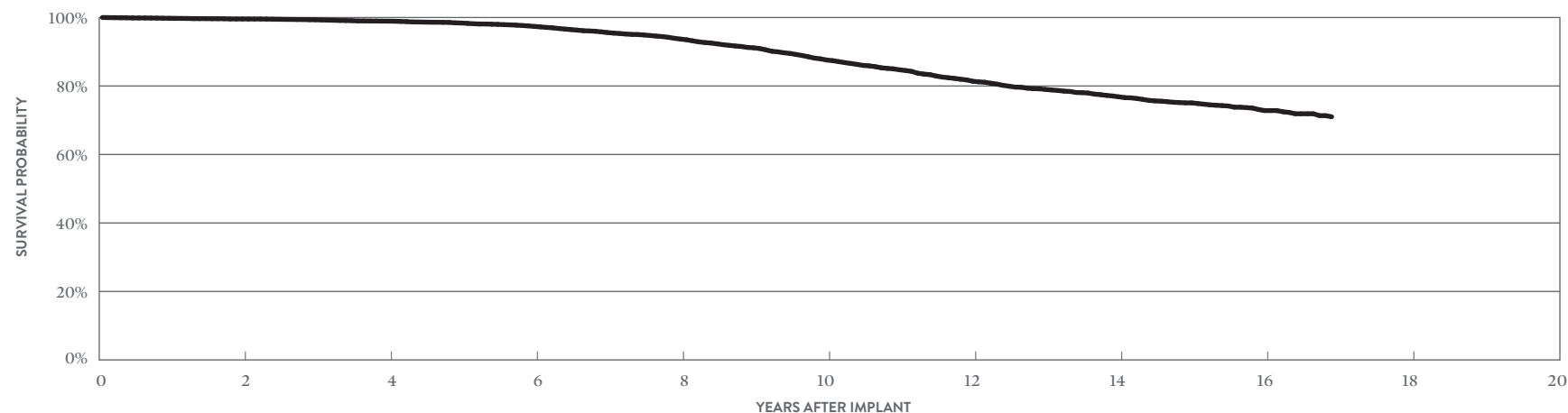
CUSTOMER REPORTED PERFORMANCE DATA

Riata™

MODELS 1570 & 1571

US Regulatory Approval	March 2002
Registered US Implants	10,279
Estimated Active US Implants	1,850
Insulation	Silicone
Type and/or Fixation	Dual Coil, Passive
Polarity	Bipolar
Steroid	Yes
Number of US Advisories (see pg. 337)	One

MALFUNCTIONS	QTY	RATE
Conductor Fracture	6	0.06%
Clavicular Crush	2	0.02%
In the Pocket	3	0.03%
Intravascular	1	<0.01%
Insulation Breach	246	2.39%
Lead-to-Can Contact	118	1.15%
Lead-to-Lead Contact	44	0.43%
Clavicular Crush	2	0.02%
Externalized Conductors	45	0.44%
Other	37	0.36%
Crimps, Welds & Bonds	0	0.00%
Other	0	0.00%
Extrinsic Factors	68	0.66%
Total	320	3.11%



YEAR	2	4	6	8	10	12	14	16	AT 203 MONTHS
SURVIVAL PROBABILITY	99.51%	98.84%	97.39%	93.59%	87.21%	80.97%	76.48%	72.43%	70.57%
± 1 STANDARD ERROR	0.07%	0.12%	0.19%	0.34%	0.52%	0.66%	0.77%	0.94%	1.10%
SAMPLE SIZE	8,470	6,720	5,150	3,920	3,010	2,180	1,450	630	210

Defibrillation Leads

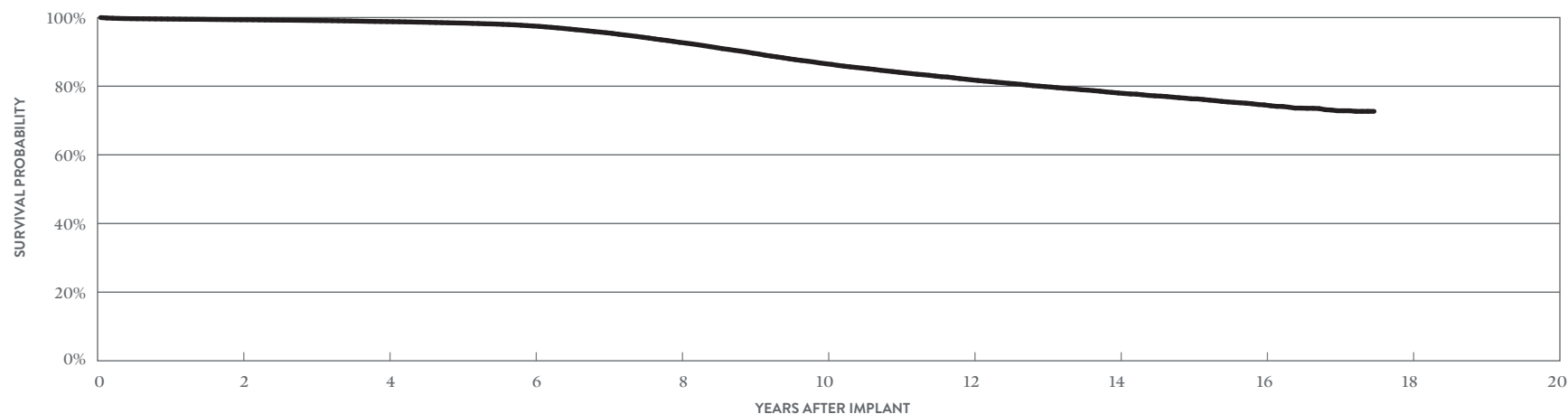
CUSTOMER REPORTED PERFORMANCE DATA

Riata™

MODELS 1580 & 1581

US Regulatory Approval	March 2002
Registered US Implants	68,402
Estimated Active US Implants	12,480
Insulation	Silicone
Type and/or Fixation	Dual Coil, Active
Polarity	Bipolar
Steroid	Yes
Number of US Advisories (see pg. 337)	One

MALFUNCTIONS	QTY	RATE
Conductor Fracture	32	0.05%
Clavicular Crush	4	<0.01%
In the Pocket	11	0.02%
Intravascular	17	0.02%
Insulation Breach	1885	2.76%
Lead-to-Can Contact	778	1.14%
Lead-to-Lead Contact	376	0.55%
Clavicular Crush	20	0.03%
Externalized Conductors	364	0.53%
Other	347	0.51%
Crimps, Welds & Bonds	3	<0.01%
Other	0	0.00%
Extrinsic Factors	567	0.83%
Total	2487	3.64%



YEAR	2	4	6	8	10	12	14	16	AT 210 MONTHS
SURVIVAL PROBABILITY	99.38%	98.86%	97.55%	92.78%	86.56%	81.76%	77.96%	74.43%	72.42%
± 1 STANDARD ERROR	0.03%	0.05%	0.07%	0.14%	0.21%	0.25%	0.29%	0.37%	0.53%
SAMPLE SIZE	55,920	44,110	33,740	25,460	19,310	14,810	10,190	3,090	210

Defibrillation Leads

ACTIVELY MONITORED STUDY DATA

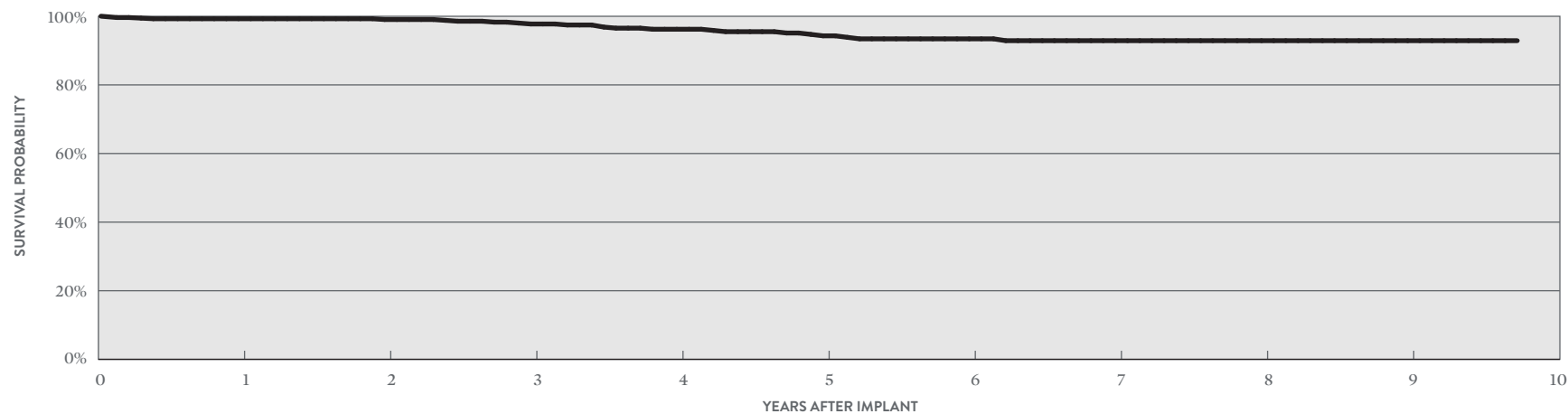
Riata™

MODELS 1580 & 1581

US Regulatory Approval	March 2002
Number of Devices Enrolled in Study	566
Active Devices Enrolled in Study	83
Cumulative Months of Follow-up	31,340
Insulation	Silicone
Type and/or Fixation	Dual Coil, Active
Polarity	Bipolar
Steroid	Yes

QUALIFYING COMPLICATIONS	QTY	RATE
Abnormal Defibrillation Impedance	1	0.18%
Conductor Fracture	3	0.53%
Insulation Breach	10	1.77%
Lead Dislodgement	2	0.35%
Oversensing	6	1.06%
Skin Erosion	1	0.18%

MALFUNCTIONS	QTY	RATE
Conductor Fracture	1	0.18%
Clavicular Crush	0	0.00%
In the Pocket	0	0.00%
Intravascular	1	0.18%
Insulation Breach	23	4.06%
Lead-to-Can Contact	7	1.24%
Lead-to-Lead Contact	7	1.24%
Clavicular Crush	0	0.00%
Externalized Conductors	6	1.06%
Other	3	0.53%
Crimps, Welds & Bonds	0	0.00%
Other	0	0.00%
Extrinsic Factors	7	1.24%
Total	31	5.48%



YEAR	1	2	3	4	5	6	7	8	9	AT 117 MONTHS
SURVIVAL PROBABILITY	99.28%	99.05%	97.75%	96.22%	94.30%	93.42%	92.89%	92.89%	92.89%	92.89%
± 1 STANDARD ERROR	0.36%	0.36%	0.66%	0.98%	1.22%	1.41%	1.50%	1.50%	1.50%	1.50%
SAMPLE SIZE	530	470	390	320	250	200	160	130	100	50

SUMMARY INFORMATION
Defibrillation Leads

Defibrillation Leads

Survival Probability Summary

MODELS	FAMILY	1 YEAR	2 YEAR	3 YEAR	4 YEAR	5 YEAR	6 YEAR	7 YEAR	8 YEAR	9 YEAR	10 YEAR
LDA230Q	Optisure™ DF4	99.09%	98.83%	98.67%	98.46%						
LDA220Q	Optisure™ DF4	99.06%	98.78%	98.56%	98.10%	97.72%					
LDA220	Optisure™	98.52%	98.52%	98.27%	97.57%						
LDA210Q	Optisure™ DF4	99.04%	98.81%	98.62%	98.26%	98.07%					
LDA210	Optisure™	98.92%	98.23%	97.79%	97.49%						
7170Q/7171Q	Durata™ DF4	99.13%	98.73%	98.22%	97.47%	97.12%	96.43%	95.60%	94.66%	93.70%	
7120Q/7121Q	Durata™ DF4	99.17%	98.92%	98.66%	98.32%	97.90%	97.43%	96.88%	96.47%	95.90%	95.44%
7122Q	Durata™ DF4	99.18%	98.93%	98.67%	98.33%	97.88%	97.41%	96.88%	96.31%	95.66%	95.43%
7120/7121	Durata™	99.37%	99.04%	98.72%	98.36%	97.86%	97.30%	96.61%	96.03%	95.49%	94.89%
7122	Durata™	99.26%	98.79%	98.43%	97.82%	97.13%	96.61%	96.11%	95.56%	95.07%	94.71%
7070/7071	Riata™ ST Optim™	99.53%	99.29%	98.85%	98.32%	97.23%	96.29%	95.54%	94.57%	93.65%	92.20%
7020/7021	Riata™ ST Optim™	98.97%	98.57%	98.20%	97.69%	96.92%	96.17%	95.16%	94.35%	93.32%	92.74%
7022	Riata™ ST Optim™	99.00%	98.67%	98.28%	97.40%	97.16%	96.37%	95.53%	94.16%	91.60%	91.26%
7010/7011	Riata™ ST	99.53%	99.36%	98.83%	98.53%	97.33%	95.38%	92.94%	89.88%	88.13%	86.48%
7040/7041	Riata™ ST	99.35%	99.00%	98.55%	97.18%	95.87%	93.76%	91.59%	89.13%	87.27%	86.54%
7002	Riata™ ST	98.91%	98.39%	97.88%	97.19%	95.75%	93.05%	90.56%	87.47%	86.32%	84.86%
7000/7001	Riata™ ST	99.29%	98.88%	98.35%	97.66%	96.49%	94.42%	92.15%	90.33%	88.59%	87.19%
1590/1591	Riata™ i	99.73%	99.59%	99.49%	99.28%	98.97%	98.06%	95.75%	93.27%	91.26%	89.18%
1582	Riata™	99.31%	98.87%	98.10%	96.97%	95.81%	93.57%	89.71%	85.25%	81.30%	77.87%
1570/1571	Riata™	99.78%	99.51%	99.24%	98.84%	98.35%	97.39%	95.47%	93.59%	90.94%	87.21%
1580/1581	Riata™	99.56%	99.38%	99.16%	98.86%	98.44%	97.55%	95.59%	92.78%	89.63%	86.56%

Defibrillation Leads

Acute Observation Summary

POST IMPLANT ≤30 DAYS

MODELS	US REGULATORY APPROVAL	REGISTERED US IMPLANTS	ESTIMATED ACTIVE US IMPLANTS	CARDIAC PERFORATION		CONDUCTOR FRACTURE		LEAD DISLODGE/MENT		FAILURE TO CAPTURE		OVERSENSING		FAILURE TO SENSE		INSULATION BREACH		ABNORMAL PACING IMPEDANCE		ABNORMAL DEFIBRILLATION IMPEDANCE		EXTRACARDIAC STIMULATION		OTHER		TOTAL		TOTAL RETURNED FOR ANALYSIS
				QTY	RATE	QTY	RATE	QTY	RATE	QTY	RATE	QTY	RATE	QTY	RATE	QTY	RATE	QTY	RATE	QTY	RATE	QTY	RATE	QTY	RATE	QTY	RATE	
LDA230Q	Feb-14	1,011	695	1	0.10%	0	0.00%	1	0.10%	0	0.00%	0	0.00%	0	0.00%	0	0.00%	1	0.10%	0	0.00%	1	0.10%	0	0.00%	4	0.40%	1
LDA220Q	Feb-14	10,016	7,123	9	0.09%	0	0.00%	41	0.41%	15	0.15%	4	0.04%	2	0.02%	0	0.00%	0	0.00%	4	0.04%	1	<0.01%	5	0.05%	81	0.81%	30
LDA220	Feb-14	557	372	1	0.18%	0	0.00%	0	0.00%	0	0.00%	0	0.00%	0	0.00%	0	0.00%	0	0.00%	0	0.00%	0	0.00%	0	0.00%	1	0.18%	0
LDA210Q	Feb-14	38,290	28,383	56	0.15%	1	<0.01%	125	0.33%	69	0.18%	25	0.07%	10	0.03%	2	<0.01%	7	0.02%	9	0.02%	1	<0.01%	15	0.04%	320	0.84%	101
LDA210	Feb-14	1,262	911	0	0.00%	0	0.00%	5	0.40%	1	0.08%	2	0.16%	0	0.00%	0	0.00%	0	0.00%	0	0.00%	0	0.00%	0	0.00%	8	0.63%	2
7170Q/7171Q	Jul-09	6,769	3,568	6	0.09%	1	0.01%	19	0.28%	13	0.19%	3	0.04%	0	0.00%	0	0.00%	1	0.01%	0	0.00%	1	0.01%	1	0.01%	45	0.66%	21
7120Q/7121Q	Jan-09	134,026	68,148	99	0.07%	2	<0.01%	262	0.20%	122	0.09%	52	0.04%	16	0.01%	0	0.00%	6	<0.01%	10	<0.01%	5	<0.01%	40	0.03%	614	0.46%	304
7122Q	Jan-09	114,727	69,586	146	0.13%	3	<0.01%	278	0.24%	134	0.12%	49	0.04%	9	<0.01%	1	<0.01%	12	0.01%	10	<0.01%	3	<0.01%	43	0.04%	688	0.60%	288
7120/7121	Sep-07	60,046	22,776	40	0.07%	2	<0.01%	70	0.12%	25	0.04%	51	0.08%	5	<0.01%	0	0.00%	2	<0.01%	20	0.03%	0	0.00%	21	0.03%	236	0.39%	93
7122	Sep-07	15,654	6,929	11	0.07%	1	<0.01%	23	0.15%	19	0.12%	12	0.08%	0	0.00%	1	<0.01%	3	0.02%	1	<0.01%	2	0.01%	4	0.03%	77	0.49%	36
7070/7071	Jul-06	3,311	1,116	3	0.09%	1	0.03%	3	0.09%	6	0.18%	4	0.12%	3	0.09%	0	0.00%	0	0.00%	0	0.00%	0	0.00%	0	0.00%	20	0.60%	6
7020/7021	Jul-06	14,249	4,395	33	0.23%	0	0.00%	27	0.19%	17	0.12%	19	0.13%	8	0.06%	0	0.00%	1	<0.01%	4	0.03%	3	0.02%	0	0.00%	112	0.79%	53
7022	Jul-06	1,472	469	5	0.34%	0	0.00%	3	0.20%	1	0.07%	0	0.00%	0	0.00%	0	0.00%	2	0.14%	0	0.00%	0	0.00%	0	0.00%	11	0.75%	4
7010/7011	Mar-06	2,200	596	3	0.14%	0	0.00%	1	0.05%	2	0.09%	2	0.09%	1	0.05%	0	0.00%	1	0.05%	0	0.00%	0	0.00%	1	0.05%	11	0.50%	4
7040/7041	Mar-06	4,056	1,105	4	0.10%	0	0.00%	5	0.12%	1	0.02%	3	0.07%	0	0.00%	0	0.00%	2	0.05%	0	0.00%	0	0.00%	1	0.02%	16	0.39%	3
7002	Jun-05	2,409	623	6	0.25%	0	0.00%	3	0.12%	4	0.17%	4	0.17%	0	0.00%	0	0.00%	2	0.08%	1	0.04%	0	0.00%	1	0.04%	21	0.87%	11
7000/7001	Jun-05	34,882	9,238	42	0.12%	0	0.00%	38	0.11%	42	0.12%	40	0.11%	7	0.02%	1	<0.01%	8	0.02%	4	0.01%	3	<0.01%	11	0.03%	196	0.56%	97

Definitions of observations and complications can be found on [page 7](#).

Defibrillation Leads

Chronic Complication Summary

>30 DAYS

MODELS	US REGULATORY APPROVAL	REGISTERED US IMPLANTS	ESTIMATED ACTIVE US IMPLANTS	CARDIAC PERFORATION		CONDUCTOR FRACTURE		LEAD DISLODGE		FAILURE TO CAPTURE		OVERSENSING		FAILURE TO SENSE		INSULATION BREACH		ABNORMAL PACING IMPEDANCE		ABNORMAL DEFIBRILLATION IMPEDANCE		EXTRACARDIAC STIMULATION		OTHER		TOTAL		TOTAL RETURNED FOR ANALYSIS
				QTY	RATE	QTY	RATE	QTY	RATE	QTY	RATE	QTY	RATE	QTY	RATE	QTY	RATE	QTY	RATE	QTY	RATE	QTY	RATE	QTY	RATE	QTY	RATE	
LDA230Q	Feb-14	1,011	695	0	0.00%	0	0.00%	3	0.30%	3	0.30%	3	0.30%	0	0.00%	0	0.00%	0	0.00%	0	0.00%	0	0.00%	0	0.00%	9	0.89%	6
LDA220Q	Feb-14	10,016	7,123	3	0.03%	5	0.05%	60	0.60%	45	0.45%	38	0.38%	5	0.05%	1	<0.01%	4	0.04%	11	0.11%	0	0.00%	3	0.03%	175	1.75%	51
LDA220	Feb-14	557	372	0	0.00%	0	0.00%	0	0.00%	1	0.18%	1	0.18%	0	0.00%	0	0.00%	0	0.00%	1	0.18%	0	0.00%	0	0.00%	3	0.54%	0
LDA210Q	Feb-14	38,290	28,383	15	0.04%	8	0.02%	202	0.53%	116	0.30%	95	0.25%	14	0.04%	2	<0.01%	21	0.05%	20	0.05%	5	0.01%	16	0.04%	514	1.34%	175
LDA210	Feb-14	1,262	911	0	0.00%	2	0.16%	6	0.48%	5	0.40%	6	0.48%	0	0.00%	0	0.00%	1	0.08%	1	0.08%	1	0.08%	1	0.08%	23	1.82%	9
7170Q/7171Q	Jul-09	6,769	3,568	6	0.09%	25	0.37%	30	0.44%	67	0.99%	50	0.74%	1	0.01%	3	0.04%	19	0.28%	17	0.25%	0	0.00%	2	0.03%	220	3.25%	61
7120Q/7121Q	Jan-09	134,026	68,148	44	0.03%	196	0.15%	660	0.49%	847	0.63%	767	0.57%	87	0.06%	49	0.04%	160	0.12%	356	0.27%	10	<0.01%	82	0.06%	3258	2.43%	1054
7122Q	Jan-09	114,727	69,586	53	0.05%	77	0.07%	520	0.45%	501	0.44%	451	0.39%	45	0.04%	26	0.02%	93	0.08%	109	0.10%	9	<0.01%	56	0.05%	1940	1.69%	763
7120/7121	Sep-07	60,046	22,776	17	0.03%	155	0.26%	186	0.31%	377	0.63%	719	1.20%	67	0.11%	71	0.12%	206	0.34%	303	0.50%	3	<0.01%	56	0.09%	2160	3.60%	568
7122	Sep-07	15,654	6,929	4	0.03%	38	0.24%	73	0.47%	102	0.65%	152	0.97%	13	0.08%	24	0.15%	44	0.28%	38	0.24%	2	0.01%	11	0.07%	501	3.20%	186
7070/7071	Jul-06	3,311	1,116	2	0.06%	24	0.72%	13	0.39%	40	1.21%	57	1.72%	3	0.09%	7	0.21%	15	0.45%	22	0.66%	1	0.03%	3	0.09%	187	5.65%	44
7020/7021	Jul-06	14,249	4,395	17	0.12%	65	0.46%	64	0.45%	161	1.13%	267	1.87%	20	0.14%	26	0.18%	56	0.39%	103	0.72%	2	0.01%	28	0.20%	809	5.68%	215
7022	Jul-06	1,472	469	3	0.20%	12	0.82%	11	0.75%	15	1.02%	28	1.90%	1	0.07%	8	0.54%	5	0.34%	5	0.34%	1	0.07%	2	0.14%	91	6.18%	27
7010/7011	Mar-06	2,200	596	3	0.14%	7	0.32%	8	0.36%	12	0.55%	52	2.36%	3	0.14%	47	2.14%	28	1.27%	21	0.95%	0	0.00%	3	0.14%	184	8.36%	41
7040/7041	Mar-06	4,056	1,105	3	0.07%	37	0.91%	5	0.12%	52	1.28%	108	2.66%	15	0.37%	61	1.50%	22	0.54%	28	0.69%	1	0.02%	9	0.22%	341	8.41%	74
7002	Jun-05	2,409	623	5	0.21%	10	0.42%	9	0.37%	25	1.04%	67	2.78%	2	0.08%	73	3.03%	5	0.21%	10	0.42%	0	0.00%	8	0.33%	214	8.88%	73
7000/7001	Jun-05	34,882	9,238	32	0.09%	167	0.48%	60	0.17%	374	1.07%	902	2.59%	65	0.19%	770	2.21%	122	0.35%	234	0.67%	5	0.01%	98	0.28%	2829	8.11%	771

Definitions of observations and complications can be found on [page 7](#).

Defibrillation Leads

U.S. Malfunction Summary

MODELS	REGISTERED US IMPLANTS	PERCENT RETURNED FOR ANALYSIS	CONDUCTOR FRACTURE		INSULATION BREACH		CRIMPS, WELDS & BONDS		OTHER		EXTRINSIC FACTORS		TOTAL	
			QTY	RATE	QTY	RATE	QTY	RATE	QTY	RATE	QTY	RATE	QTY	RATE
LDA230Q	1,011	3.8%	1	0.10%	1	0.10%	0	0.00%	0	0.00%	8	0.79%	10	0.99%
LDA220Q	10,016	3.7%	1	<0.01%	3	0.03%	0	0.00%	0	0.00%	52	0.52%	56	0.56%
LDA220	557	3.8%	0	0.00%	0	0.00%	0	0.00%	0	0.00%	5	0.90%	5	0.90%
LDA210Q	38,290	3.5%	5	0.01%	4	0.01%	0	0.00%	3	<0.01%	176	0.46%	188	0.49%
LDA210	1,262	4.5%	0	0.00%	0	0.00%	0	0.00%	0	0.00%	11	0.87%	11	0.87%
7170Q/7171Q	6,769	5.1%	4	0.06%	11	0.16%	0	0.00%	0	0.00%	48	0.71%	63	0.93%
7120Q/7121Q	134,026	5.0%	31	0.02%	257	0.19%	2	<0.01%	38	0.03%	854	0.64%	1182	0.88%
7122Q	114,727	5.0%	14	0.01%	152	0.13%	0	0.00%	17	0.01%	669	0.58%	852	0.74%
7120/7121	60,046	6.3%	34	0.06%	179	0.30%	1	<0.01%	9	0.01%	429	0.71%	652	1.09%
7122	15,654	8.7%	16	0.10%	63	0.40%	0	0.00%	4	0.03%	142	0.91%	225	1.44%
7070/7071	3,311	8.7%	2	0.06%	23	0.69%	0	0.00%	0	0.00%	23	0.69%	48	1.45%
7020/7021	14,249	7.7%	10	0.07%	59	0.41%	0	0.00%	0	0.00%	174	1.22%	243	1.71%
7022	1,472	10.8%	3	0.20%	9	0.61%	0	0.00%	0	0.00%	22	1.49%	34	2.31%
7010/7011	2,200	9.5%	2	0.09%	41	1.86%	0	0.00%	0	0.00%	12	0.55%	55	2.50%
7040/7041	4,056	8.9%	4	0.10%	62	1.53%	0	0.00%	0	0.00%	29	0.71%	95	2.34%
7002	2,409	11.1%	5	0.21%	79	3.28%	0	0.00%	0	0.00%	24	1.00%	108	4.48%
7000/7001	34,882	8.1%	24	0.07%	637	1.83%	1	<0.01%	1	<0.01%	322	0.92%	985	2.82%
1590/1591	9,700	8.1%	7	0.07%	201	2.07%	0	0.00%	1	0.01%	55	0.57%	264	2.72%
1582	3,132	12.6%	3	0.10%	181	5.78%	0	0.00%	0	0.00%	35	1.12%	219	6.99%
1570/1571	10,279	9.2%	6	0.06%	246	2.39%	0	0.00%	0	0.00%	68	0.66%	320	3.11%
1580/1581	68,402	8.6%	32	0.05%	1885	2.76%	3	<0.01%	0	0.00%	567	0.83%	2487	3.64%

Definitions of malfunction categories can be found on [pages 8-9](#).

Defibrillation Leads

Worldwide Malfunction Summary

MODELS	WORLDWIDE SALES	PERCENT RETURNED FOR ANALYSIS	CONDUCTOR FRACTURE		INSULATION BREACH		CRIMPS, WELDS & BONDS		OTHER		EXTRINSIC FACTORS		TOTAL	
			QTY	RATE	QTY	RATE	QTY	RATE	QTY	RATE	QTY	RATE	QTY	RATE
LDA230Q	1,046	3.63%	1	0.10%	1	0.10%	0	0.00%	0	0.00%	8	0.76%	10	0.96%
LDA220Q	14,143	2.79%	1	0.01%	3	0.02%	0	0.00%	1	0.01%	68	0.48%	73	0.52%
LDA210Q	68,738	2.06%	7	0.01%	16	0.02%	0	0.00%	9	0.01%	299	0.43%	331	0.48%
LDA210	1,387	4.11%	0	0.00%	0	0.00%	0	0.00%	0	0.00%	11	0.79%	11	0.79%
7170Q/7171Q	18,956	2.65%	10	0.05%	21	0.11%	2	0.01%	0	0.00%	80	0.42%	113	0.60%
7120Q/7121Q	230,818	3.54%	64	0.03%	354	0.15%	3	<0.01%	96	0.04%	1345	0.58%	1862	0.81%
7122Q	322,798	2.26%	52	0.02%	309	0.10%	2	<0.01%	141	0.04%	1589	0.49%	2093	0.65%
7120/7121	146,940	3.33%	117	0.08%	279	0.19%	1	<0.01%	25	0.02%	830	0.56%	1252	0.85%
7122	73,415	2.96%	117	0.16%	159	0.22%	1	<0.01%	24	0.03%	530	0.72%	831	1.13%

Definitions of malfunction categories can be found on [pages 8-9](#).

Defibrillation Leads

Actively Monitored Study Data Summary

QUALIFYING COMPLICATIONS

MODELS	NUMBER OF DEVICES ENROLLED	ACTIVE DEVICES ENROLLED	CUMULATIVE MONTHS OF FOLLOW-UP	ABNORMAL DEFIBRILLATION IMPEDANCE		ABNORMAL PACING IMPEDANCE		CARDIAC PERFORATION		CONDUCTOR FRACTURE		EXTRACARDIAC STIMULATION		FAILURE TO CAPTURE		FAILURE TO SENSE		INAPPROPRIATE SHOCK		INSULATION BREACH		LEAD DISLODGE MENT		OVERSENSING		PERICARDIAL EFFUSION		SKIN EROSION		TOTAL	
				QTY	RATE	QTY	RATE	QTY	RATE	QTY	RATE	QTY	RATE	QTY	RATE	QTY	RATE	QTY	RATE	QTY	RATE	QTY	RATE	QTY	RATE	QTY	RATE	QTY	RATE	QTY	RATE
7170Q/7171Q	115	41	7,470	0	0.00%	1	0.87%	0	0.00%	1	0.87%	0	0.00%	0	0.00%	0	0.00%	0	0.00%	0	0.00%	1	0.87%	0	0.00%	0	0.00%	0	0.00%	3	2.61%
7120Q/7121Q	4,321	1,625	264,962	5	0.12%	4	0.09%	1	0.02%	18	0.42%	0	0.00%	20	0.46%	5	0.12%	5	0.12%	5	0.12%	39	0.90%	8	0.19%	0	0.00%	0	0.00%	110	2.55%
7122Q	1,560	679	89,916	2	0.13%	0	0.00%	0	0.00%	4	0.26%	0	0.00%	7	0.45%	2	0.13%	0	0.00%	0	0.00%	7	0.45%	2	0.13%	2	0.13%	0	0.00%	26	1.67%
7120/7121	3,559	699	223,214	5	0.14%	12	0.34%	0	0.00%	16	0.45%	0	0.00%	14	0.39%	2	0.06%	2	0.06%	13	0.37%	20	0.56%	15	0.42%	0	0.00%	2	0.06%	101	2.84%
7122	455	136	30,109	1	0.22%	5	1.10%	0	0.00%	6	1.32%	0	0.00%	5	1.10%	1	0.22%	0	0.00%	1	0.22%	5	1.10%	3	0.66%	0	0.00%	0	0.00%	27	5.93%
7070/7071	288	51	18,896	1	0.35%	2	0.69%	1	0.35%	2	0.69%	0	0.00%	1	0.35%	0	0.00%	0	0.00%	0	0.00%	1	0.35%	1	0.35%	0	0.00%	0	0.00%	9	3.13%
7020/7021	1,469	192	87,620	0	0.00%	6	0.41%	1	0.07%	8	0.54%	0	0.00%	16	1.09%	1	0.07%	0	0.00%	2	0.14%	9	0.61%	6	0.41%	0	0.00%	1	0.07%	50	3.40%
7000/7001	180	11	8,336	0	0.00%	0	0.00%	0	0.00%	0	0.00%	0	0.00%	0	0.00%	0	0.00%	0	0.00%	1	0.56%	1	0.56%	0	0.00%	0	0.00%	0	0.00%	2	1.11%
1580/1581	566	83	31,340	1	0.18%	0	0.00%	0	0.00%	3	0.53%	0	0.00%	0	0.00%	0	0.00%	0	0.00%	10	1.77%	2	0.35%	6	1.06%	0	0.00%	1	0.18%	23	4.06%

A list of complications can be found on [page 12](#).

Defibrillation Leads

Actively Monitored Study Data Summary

MALFUNCTIONS

MODELS	NUMBER OF DEVICES ENROLLED	PERCENT RETURNED FOR ANALYSIS	CONDUCTOR FRACTURE		INSULATION BREACH		CRIMPS, WELDS & BONDS		OTHER		EXTRINSIC FACTORS		TOTAL	
			QTY	RATE	QTY	RATE	QTY	RATE	QTY	RATE	QTY	RATE	QTY	RATE
7170Q/7171Q	115	7.0%	0	0.00%	0	0.00%	0	0.00%	0	0.00%	2	1.74%	2	1.74%
7120Q/7121Q	4,321	6.6%	5	0.12%	9	0.21%	0	0.00%	1	0.02%	49	1.13%	64	1.48%
7122Q	1,560	6.3%	2	0.13%	5	0.32%	0	0.00%	0	0.00%	15	0.96%	22	1.41%
7120/7121	3,559	5.3%	1	0.03%	12	0.34%	0	0.00%	1	0.03%	29	0.81%	43	1.21%
7122	455	6.6%	2	0.44%	3	0.66%	0	0.00%	0	0.00%	8	1.76%	13	2.86%
7070/7071	288	3.5%	0	0.00%	0	0.00%	0	0.00%	0	0.00%	1	0.35%	1	0.35%
7020/7021	1,469	6.3%	3	0.20%	3	0.20%	0	0.00%	0	0.00%	15	1.02%	21	1.43%
7000/7001	180	8.9%	0	0.00%	5	2.78%	1	0.56%	0	0.00%	0	0.00%	6	3.33%
1580/1581	566	8.0%	1	0.18%	23	4.06%	0	0.00%	0	0.00%	7	1.24%	31	5.48%

Definitions of malfunction categories can be found on [pages 8-9](#).

Dual-Chamber Pacemakers

Dual-Chamber Pacemakers

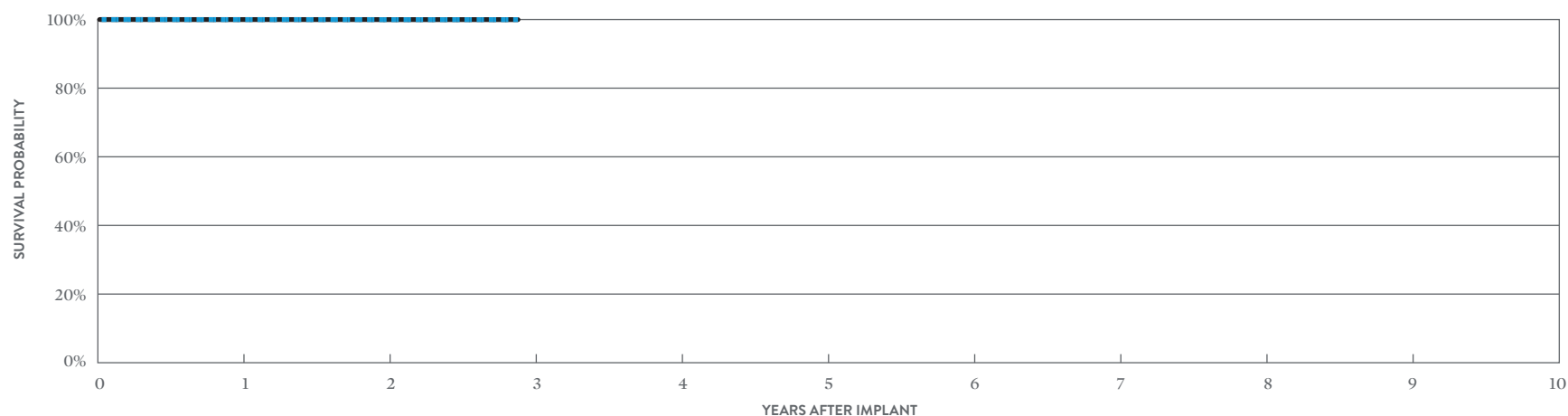
CUSTOMER REPORTED PERFORMANCE DATA

Assurity MRI™

MODEL PM2272

US Regulatory Approval	January 2017
Registered US Implants	151,469
Estimated Active US Implants	130,040
Estimated Longevity	9.4 Years
Normal Battery Depletion	3
Number of US Advisories (see pg. 331)	One

	MALFUNCTIONS W/ COMPROMISED THERAPY		MALFUNCTIONS W/O COMPROMISED THERAPY	
	QTY	RATE	QTY	RATE
Electrical Component	1	<0.01%	2	<0.01%
Electrical Interconnect	0	0.00%	0	0.00%
Battery	0	0.00%	0	0.00%
Software/Firmware	0	0.00%	0	0.00%
Mechanical	2	<0.01%	4	<0.01%
Possible Early Battery Depletion	0	0.00%	0	0.00%
Other	0	0.00%	2	<0.01%
Total	3	<0.01%	8	<0.01%



INCLUDING NORMAL BATTERY DEPLETION

YEAR	1	2	AT 35 MONTHS
SURVIVAL PROBABILITY	99.98%	99.96%	99.96%
± 1 STANDARD ERROR	0.00%	0.01%	0.01%
SAMPLE SIZE	116,200	56,110	1,080

EXCLUDING NORMAL BATTERY DEPLETION

YEAR	1	2	AT 35 MONTHS
SURVIVAL PROBABILITY	99.98%	99.97%	99.97%
± 1 STANDARD ERROR	0.00%	0.00%	0.01%

Dual-Chamber Pacemakers

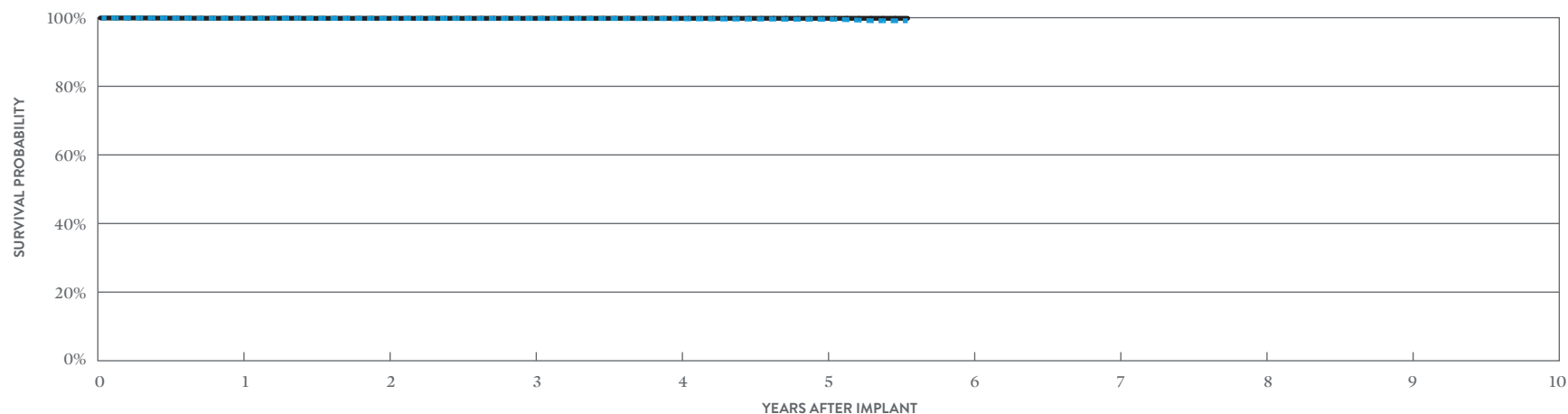
CUSTOMER REPORTED PERFORMANCE DATA

Endurity™ DR

MODEL PM2160

US Regulatory Approval	March 2014
Registered US Implants	9,304
Estimated Active US Implants	6,165
Estimated Longevity	9.7 Years
Normal Battery Depletion	10
Number of US Advisories	None

	MALFUNCTIONS W/ COMPROMISED THERAPY		MALFUNCTIONS W/O COMPROMISED THERAPY	
	QTY	RATE	QTY	RATE
Electrical Component	0	0.00%	0	0.00%
Electrical Interconnect	0	0.00%	0	0.00%
Battery	0	0.00%	0	0.00%
Software/Firmware	0	0.00%	0	0.00%
Mechanical	0	0.00%	5	0.05%
Possible Early Battery Depletion	0	0.00%	0	0.00%
Other	0	0.00%	2	0.02%
Total	0	0.00%	7	0.08%



INCLUDING NORMAL BATTERY DEPLETION

YEAR	1	2	3	4	5	AT 67 MONTHS
SURVIVAL PROBABILITY	99.84%	99.79%	99.76%	99.69%	99.54%	99.11%
± 1 STANDARD ERROR	0.04%	0.05%	0.05%	0.06%	0.09%	0.20%
SAMPLE SIZE	8,760	7,770	6,880	5,690	3,550	270

EXCLUDING NORMAL BATTERY DEPLETION

YEAR	1	2	3	4	5	AT 67 MONTHS
SURVIVAL PROBABILITY	99.84%	99.82%	99.82%	99.82%	99.82%	99.82%
± 1 STANDARD ERROR	0.04%	0.05%	0.05%	0.05%	0.05%	0.05%

Dual-Chamber Pacemakers

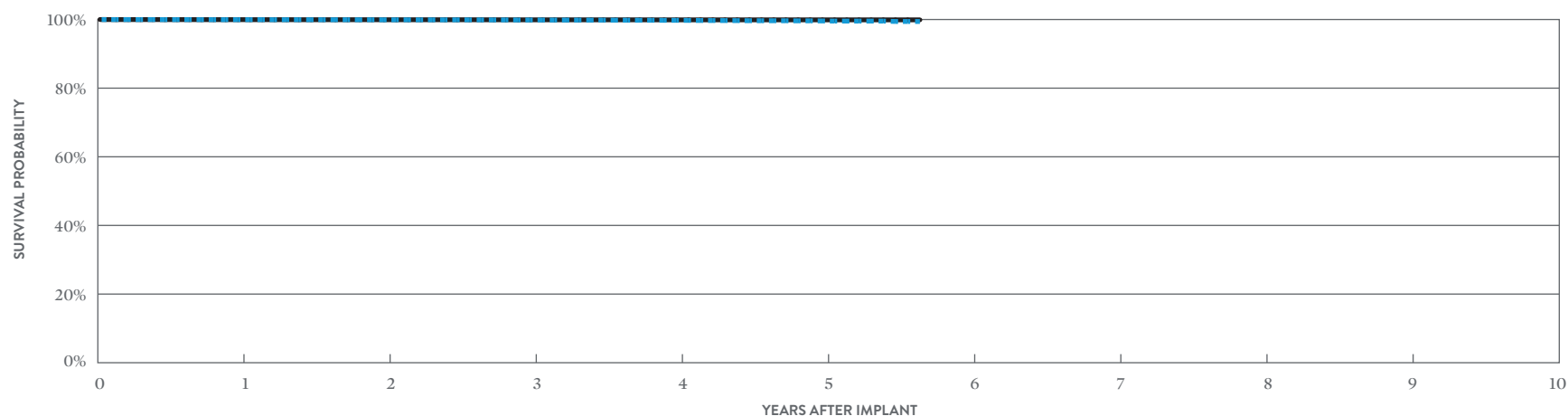
CUSTOMER REPORTED PERFORMANCE DATA

Assurity™ DR RF

MODEL PM2240

US Regulatory Approval	March 2014
Registered US Implants	181,077
Estimated Active US Implants	123,803
Estimated Longevity	9.4 Years
Normal Battery Depletion	86
Number of US Advisories (see pg. 331)	One

	MALFUNCTIONS W/ COMPROMISED THERAPY		MALFUNCTIONS W/O COMPROMISED THERAPY	
	QTY	RATE	QTY	RATE
Electrical Component	5	<0.01%	11	<0.01%
Electrical Interconnect	0	0.00%	0	0.00%
Battery	0	0.00%	0	0.00%
Software/Firmware	0	0.00%	1	<0.01%
Mechanical	1	<0.01%	28	0.02%
Possible Early Battery Depletion	3	<0.01%	2	<0.01%
Other	0	0.00%	8	<0.01%
Total	9	<0.01%	50	0.03%



INCLUDING NORMAL BATTERY DEPLETION

YEAR	1	2	3	4	5	AT 68 MONTHS
SURVIVAL PROBABILITY	99.95%	99.91%	99.86%	99.76%	99.58%	99.42%
± 1 STANDARD ERROR	0.01%	0.01%	0.01%	0.02%	0.02%	0.09%
SAMPLE SIZE	169,490	147,240	121,400	81,850	36,150	530

EXCLUDING NORMAL BATTERY DEPLETION

YEAR	1	2	3	4	5	AT 68 MONTHS
SURVIVAL PROBABILITY	99.96%	99.93%	99.91%	99.90%	99.90%	99.90%
± 1 STANDARD ERROR	0.00%	0.01%	0.01%	0.01%	0.01%	0.01%

Dual-Chamber Pacemakers

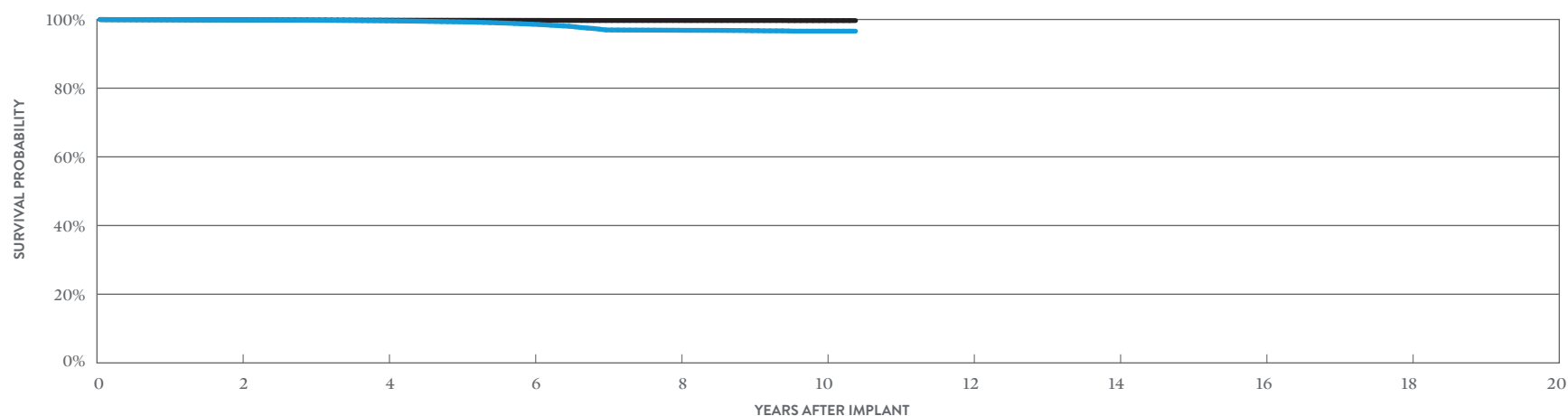
CUSTOMER REPORTED PERFORMANCE DATA

Accent™ DR RF

MODEL PM2210

US Regulatory Approval	July 2009
Registered US Implants	243,084
Estimated Active US Implants	106,465
Estimated Longevity	8 Years
Normal Battery Depletion	1,284
Number of US Advisories (see pgs. 331, 333)	Two

	MALFUNCTIONS W/ COMPROMISED THERAPY		MALFUNCTIONS W/O COMPROMISED THERAPY	
	QTY	RATE	QTY	RATE
Electrical Component	17	<0.01%	48	0.02%
Electrical Interconnect	8	<0.01%	33	0.01%
Battery	0	0.00%	0	0.00%
Software/Firmware	0	0.00%	4	<0.01%
Mechanical	0	0.00%	22	<0.01%
Possible Early Battery Depletion	7	<0.01%	23	<0.01%
Other	5	<0.01%	44	0.02%
Total	37	0.02%	174	0.07%



INCLUDING NORMAL BATTERY DEPLETION

YEAR	2	4	6	8	10	AT 125 MONTHS
SURVIVAL PROBABILITY	99.86%	99.60%	98.62%	96.86%	96.60%	96.60%
± 1 STANDARD ERROR	0.01%	0.01%	0.03%	0.05%	0.07%	0.07%
SAMPLE SIZE	202,530	164,600	126,730	61,130	12,100	450

EXCLUDING NORMAL BATTERY DEPLETION

YEAR	2	4	6	8	10	AT 125 MONTHS
SURVIVAL PROBABILITY	99.90%	99.79%	99.74%	99.71%	99.68%	99.68%
± 1 STANDARD ERROR	0.01%	0.01%	0.01%	0.01%	0.02%	0.02%

Dual-Chamber Pacemakers

ACTIVELY MONITORED STUDY DATA

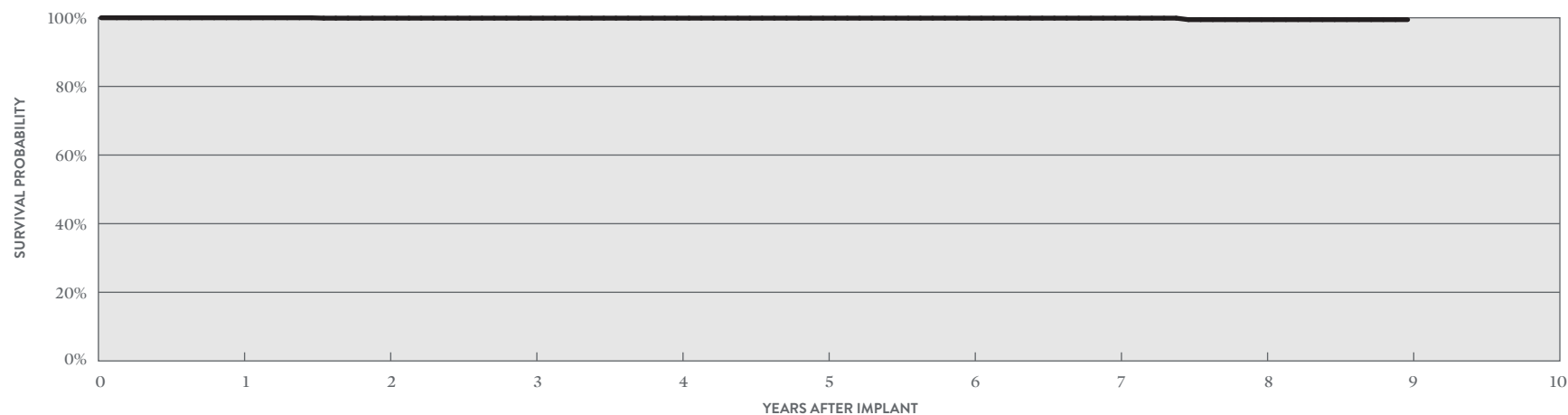
Accent™ DR RF

MODEL PM2210

US Regulatory Approval	July 2009
Number of Devices Enrolled in Study	1,773
Active Devices Enrolled in Study	184
Cumulative Months of Follow-up	58,937
Estimated Longevity	8 Years

QUALIFYING COMPLICATIONS	QTY	RATE
Premature Battery Depletion	1	0.06%
Skin Erosion	1	0.06%

	MALFUNCTIONS W/ COMPROMISED THERAPY		MALFUNCTIONS W/O COMPROMISED THERAPY	
	QTY	RATE	QTY	RATE
Electrical Component	0	0.00%	1	0.06%
Electrical Interconnect	0	0.00%	1	0.06%
Battery	0	0.00%	0	0.00%
Software/Firmware	0	0.00%	0	0.00%
Mechanical	0	0.00%	0	0.00%
Possible Early Battery Depletion	0	0.00%	0	0.00%
Other	0	0.00%	0	0.00%
Total	0	0.00%	2	0.11%



ACTIVELY MONITORED STUDY DATA

YEAR	1	2	3	4	5	6	7	8	9
SURVIVAL PROBABILITY	100.00%	99.90%	99.90%	99.90%	99.90%	99.90%	99.90%	99.46%	99.46%
± 1 STANDARD ERROR	0.00%	0.10%	0.10%	0.10%	0.10%	0.10%	0.10%	0.45%	0.45%
SAMPLE SIZE	1,540	1,060	650	450	380	320	260	220	60

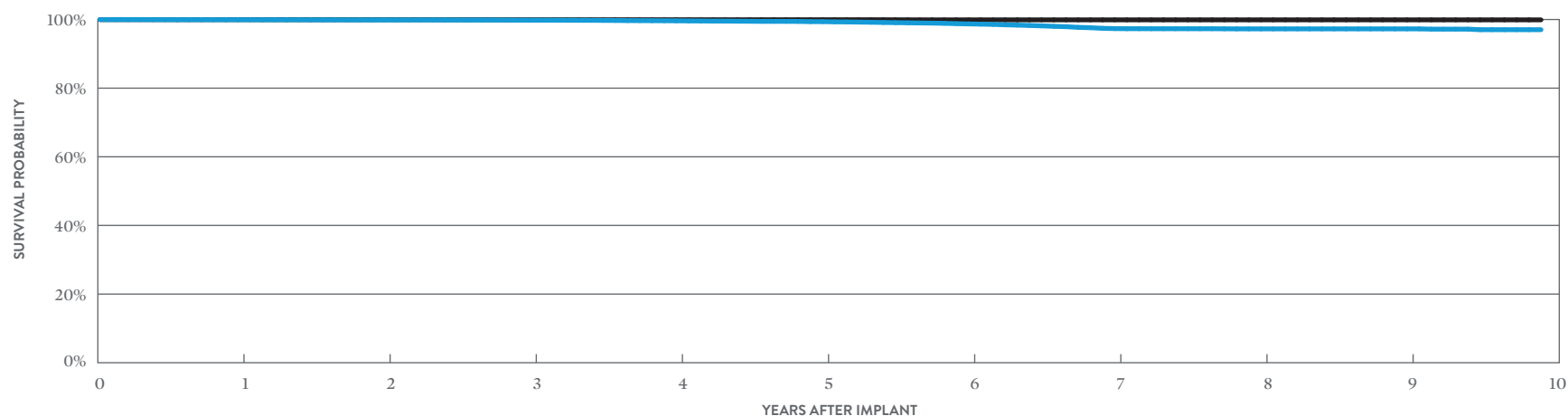
Dual-Chamber Pacemakers

CUSTOMER REPORTED PERFORMANCE DATA

Accent™ DR MODEL PM2110

US Regulatory Approval	July 2009
Registered US Implants	48,906
Estimated Active US Implants	22,607
Estimated Longevity	9.2 Years
Normal Battery Depletion	249
Number of US Advisories (see pg. 333)	One

	MALFUNCTIONS W/ COMPROMISED THERAPY		MALFUNCTIONS W/O COMPROMISED THERAPY	
	QTY	RATE	QTY	RATE
Electrical Component	2	<0.01%	3	<0.01%
Electrical Interconnect	2	<0.01%	0	0.00%
Battery	0	0.00%	0	0.00%
Software/Firmware	0	0.00%	3	<0.01%
Mechanical	0	0.00%	5	0.01%
Possible Early Battery Depletion	0	0.00%	2	<0.01%
Other	0	0.00%	0	0.00%
Total	4	<0.01%	13	0.03%



INCLUDING NORMAL BATTERY DEPLETION

YEAR	1	2	3	4	5	6	7	8	9	AT 119 MONTHS
SURVIVAL PROBABILITY	99.94%	99.89%	99.81%	99.62%	99.38%	98.72%	97.35%	97.27%	97.27%	97.03%
± 1 STANDARD ERROR	0.01%	0.02%	0.02%	0.03%	0.04%	0.06%	0.10%	0.11%	0.11%	0.17%
SAMPLE SIZE	45,930	40,720	36,570	33,010	29,870	25,510	19,010	12,140	5,980	260

EXCLUDING NORMAL BATTERY DEPLETION

YEAR	1	2	3	4	5	6	7	8	9	AT 119 MONTHS
SURVIVAL PROBABILITY	99.97%	99.95%	99.93%	99.93%	99.93%	99.90%	99.90%	99.90%	99.90%	99.90%
± 1 STANDARD ERROR	0.01%	0.01%	0.01%	0.01%	0.01%	0.02%	0.02%	0.02%	0.02%	0.02%

Dual-Chamber Pacemakers

ACTIVELY MONITORED STUDY DATA

Accent™ DR

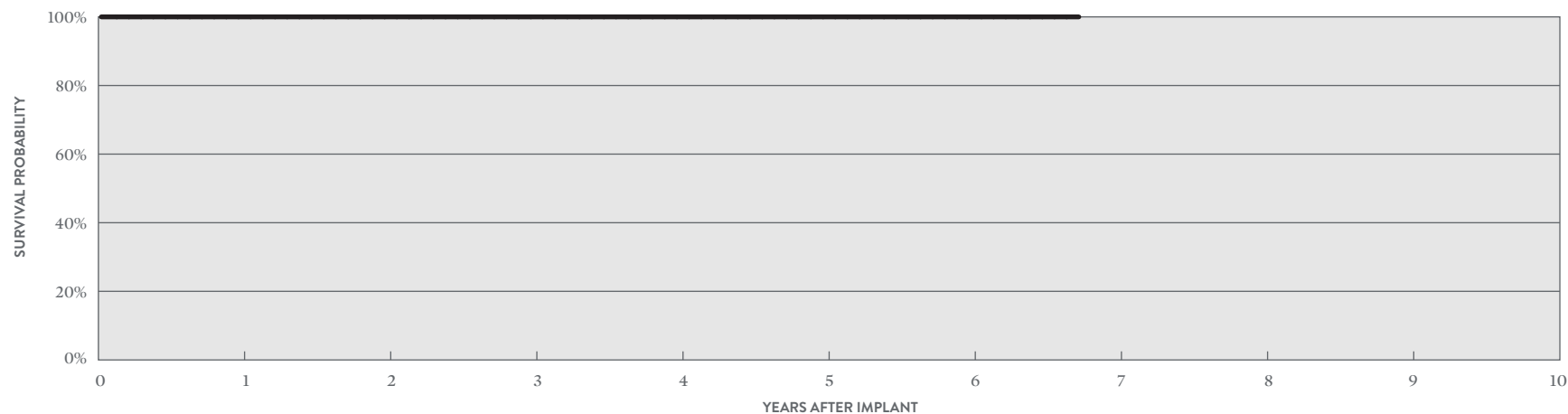
MODEL PM2110

US Regulatory Approval	June 2013
Number of Devices Enrolled in Study	227
Active Devices Enrolled in Study	37
Cumulative Months of Follow-up	9,948
Estimated Longevity	9.2 Years

QUALIFYING COMPLICATIONS

None Reported

	MALFUNCTIONS W/ COMPROMISED THERAPY		MALFUNCTIONS W/O COMPROMISED THERAPY	
	QTY	RATE	QTY	RATE
Electrical Component	0	0.00%	0	0.00%
Electrical Interconnect	0	0.00%	0	0.00%
Battery	0	0.00%	0	0.00%
Software/Firmware	0	0.00%	0	0.00%
Mechanical	0	0.00%	0	0.00%
Possible Early Battery Depletion	0	0.00%	0	0.00%
Other	0	0.00%	0	0.00%
Total	0	0.00%	0	0.00%



ACTIVELY MONITORED STUDY DATA

YEAR	1	2	3	4	5	6	AT 81 MONTHS
SURVIVAL PROBABILITY	100.00%	100.00%	100.00%	100.00%	100.00%	100.00%	100.00%
± 1 STANDARD ERROR	0.00%	0.00%	0.00%	0.00%	0.00%	0.00%	0.00%
SAMPLE SIZE	210	150	100	90	80	70	50

Dual-Chamber Pacemakers

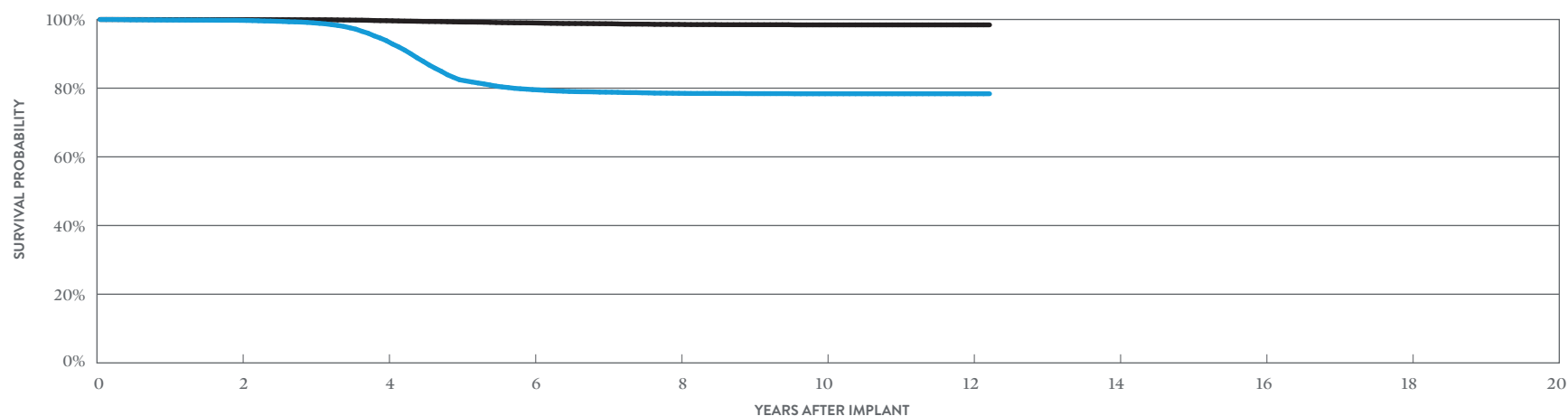
CUSTOMER REPORTED PERFORMANCE DATA

Zephyr™ DR

MODEL 5820

US Regulatory Approval	March 2007
Registered US Implants	54,268
Estimated Active US Implants	13,597
Estimated Longevity	6.5 Years
Normal Battery Depletion	2,390
Number of US Advisories	None

	MALFUNCTIONS W/ COMPROMISED THERAPY		MALFUNCTIONS W/O COMPROMISED THERAPY	
	QTY	RATE	QTY	RATE
Electrical Component	2	<0.01%	36	0.07%
Electrical Interconnect	0	0.00%	0	0.00%
Battery	0	0.00%	0	0.00%
Software/Firmware	0	0.00%	9	0.02%
Mechanical	0	0.00%	2	<0.01%
Possible Early Battery Depletion	0	0.00%	1	<0.01%
Other	0	0.00%	90	0.17%
Total	2	<0.01%	138	0.25%



INCLUDING NORMAL BATTERY DEPLETION

YEAR	2	4	6	8	10	12	AT 147 MONTHS
SURVIVAL PROBABILITY	99.75%	93.83%	79.57%	78.50%	78.37%	78.37%	78.37%
± 1 STANDARD ERROR	0.02%	0.12%	0.23%	0.25%	0.25%	0.25%	0.25%
SAMPLE SIZE	42,620	31,800	19,760	9,610	4,310	920	200

EXCLUDING NORMAL BATTERY DEPLETION

YEAR	2	4	6	8	10	12	AT 147 MONTHS
SURVIVAL PROBABILITY	99.96%	99.65%	98.99%	98.56%	98.43%	98.43%	98.43%
± 1 STANDARD ERROR	0.01%	0.03%	0.06%	0.09%	0.10%	0.10%	0.10%

Dual-Chamber Pacemakers

ACTIVELY MONITORED STUDY DATA

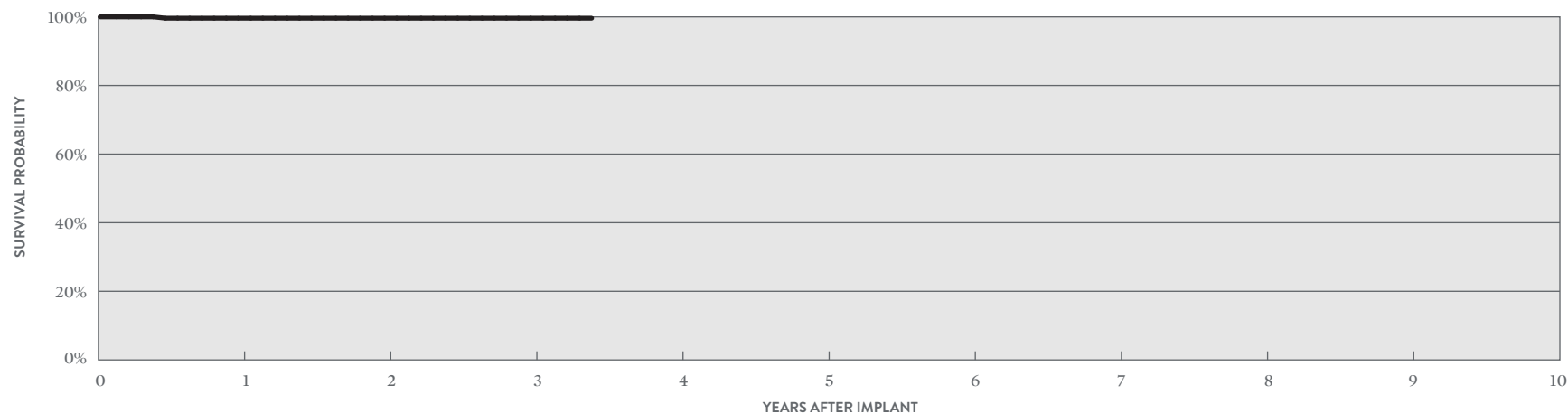
Zephyr™ DR

MODEL 5820

US Regulatory Approval	March 2007
Number of Devices Enrolled in Study	284
Active Devices Enrolled in Study	4
Cumulative Months of Follow-up	7,962
Estimated Longevity	6.5 Years

QUALIFYING COMPLICATIONS	QTY	RATE
Skin Erosion	1	0.35%

	MALFUNCTIONS W/ COMPROMISED THERAPY		MALFUNCTIONS W/O COMPROMISED THERAPY	
	QTY	RATE	QTY	RATE
Electrical Component	0	0.00%	0	0.00%
Electrical Interconnect	0	0.00%	0	0.00%
Battery	0	0.00%	0	0.00%
Software/Firmware	0	0.00%	0	0.00%
Mechanical	0	0.00%	0	0.00%
Possible Early Battery Depletion	0	0.00%	0	0.00%
Other	0	0.00%	0	0.00%
Total	0	0.00%	0	0.00%



ACTIVELY MONITORED STUDY DATA

YEAR	1	2	3	AT 41 MONTHS
SURVIVAL PROBABILITY	99.62%	99.62%	99.62%	99.62%
± 1 STANDARD ERROR	0.38%	0.38%	0.38%	0.38%
SAMPLE SIZE	260	200	120	50

Dual-Chamber Pacemakers

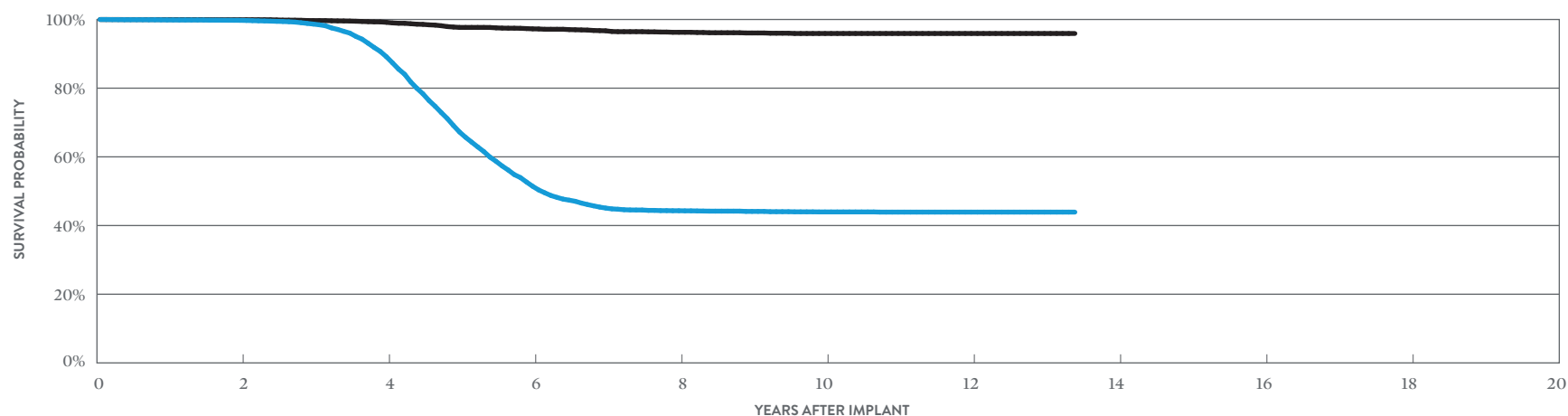
CUSTOMER REPORTED PERFORMANCE DATA

Victory™ DR

MODEL 5810

US Regulatory Approval	December 2005
Registered US Implants	26,312
Estimated Active US Implants	2,410
Estimated Longevity	6.5 Years
Normal Battery Depletion	2,778
Number of US Advisories	None

	MALFUNCTIONS W/ COMPROMISED THERAPY		MALFUNCTIONS W/O COMPROMISED THERAPY	
	QTY	RATE	QTY	RATE
Electrical Component	1	<0.01%	89	0.34%
Electrical Interconnect	0	0.00%	0	0.00%
Battery	0	0.00%	0	0.00%
Software/Firmware	0	0.00%	8	0.03%
Mechanical	0	0.00%	2	<0.01%
Possible Early Battery Depletion	0	0.00%	17	0.06%
Other	0	0.00%	37	0.14%
Total	1	<0.01%	153	0.58%



INCLUDING NORMAL BATTERY DEPLETION

YEAR	2	4	6	8	10	12	AT 161 MONTHS
SURVIVAL PROBABILITY	99.75%	89.15%	51.43%	44.31%	43.96%	43.91%	43.91%
± 1 STANDARD ERROR	0.03%	0.23%	0.44%	0.45%	0.46%	0.46%	0.46%
SAMPLE SIZE	20,740	14,600	7,320	3,480	2,530	1,620	240

EXCLUDING NORMAL BATTERY DEPLETION

YEAR	2	4	6	8	10	12	AT 161 MONTHS
SURVIVAL PROBABILITY	99.93%	99.17%	97.27%	96.27%	95.92%	95.92%	95.92%
± 1 STANDARD ERROR	0.02%	0.07%	0.15%	0.22%	0.24%	0.24%	0.24%

Dual-Chamber Pacemakers

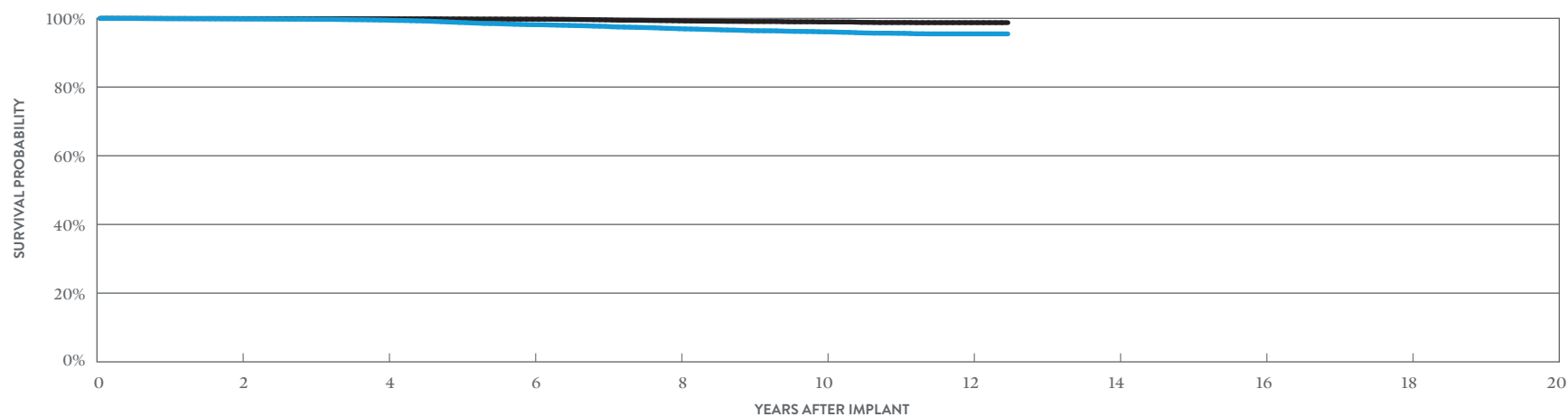
CUSTOMER REPORTED PERFORMANCE DATA

Zephyr™ XL DR

MODEL 5826

US Regulatory Approval	March 2007
Registered US Implants	112,274
Estimated Active US Implants	25,995
Estimated Longevity	11.7 Years
Normal Battery Depletion	631
Number of US Advisories	None

	MALFUNCTIONS W/ COMPROMISED THERAPY		MALFUNCTIONS W/O COMPROMISED THERAPY	
	QTY	RATE	QTY	RATE
Electrical Component	1	<0.01%	22	0.02%
Electrical Interconnect	4	<0.01%	0	0.00%
Battery	0	0.00%	0	0.00%
Software/Firmware	0	0.00%	15	0.01%
Mechanical	1	<0.01%	9	<0.01%
Possible Early Battery Depletion	0	0.00%	3	<0.01%
Other	1	<0.01%	151	0.13%
Total	7	<0.01%	200	0.18%



INCLUDING NORMAL BATTERY DEPLETION

YEAR	2	4	6	8	10	12	AT 150 MONTHS
SURVIVAL PROBABILITY	99.84%	99.48%	98.15%	96.98%	96.07%	95.48%	95.48%
± 1 STANDARD ERROR	0.01%	0.02%	0.05%	0.07%	0.09%	0.12%	0.12%
SAMPLE SIZE	91,980	72,790	57,130	38,260	22,460	5,060	260

EXCLUDING NORMAL BATTERY DEPLETION

YEAR	2	4	6	8	10	12	AT 150 MONTHS
SURVIVAL PROBABILITY	99.93%	99.89%	99.76%	99.28%	98.96%	98.75%	98.75%
± 1 STANDARD ERROR	0.01%	0.01%	0.02%	0.04%	0.05%	0.07%	0.07%

Dual-Chamber Pacemakers

ACTIVELY MONITORED STUDY DATA

Zephyr™ XL DR

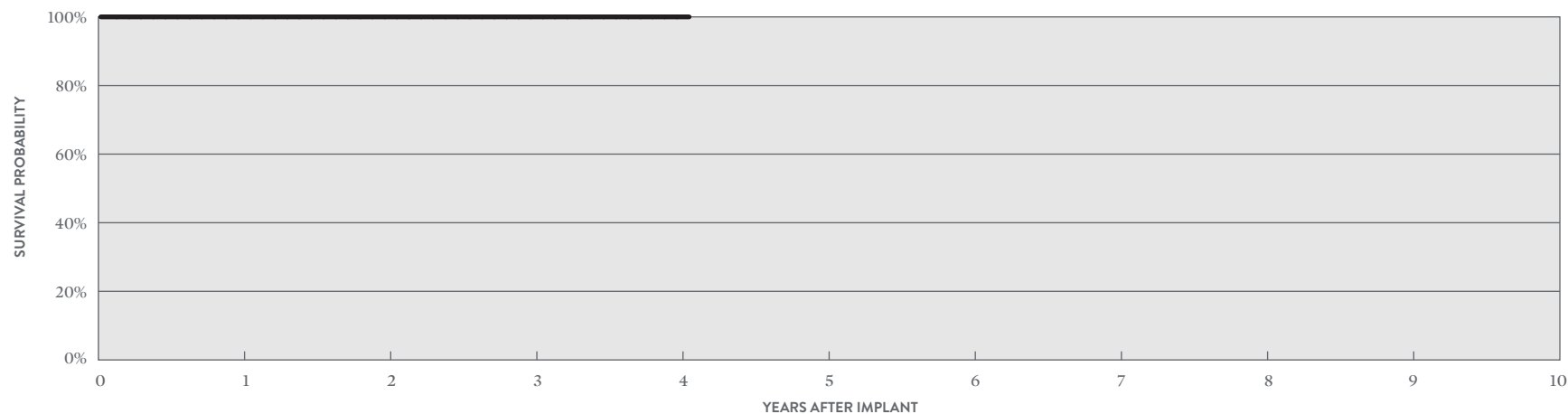
MODEL 5826

US Regulatory Approval	March 2007
Number of Devices Enrolled in Study	1,516
Active Devices Enrolled in Study	8
Cumulative Months of Follow-up	48,066
Estimated Longevity	11.7 Years

QUALIFYING COMPLICATIONS

None Reported

	MALFUNCTIONS W/ COMPROMISED THERAPY		MALFUNCTIONS W/O COMPROMISED THERAPY	
	QTY	RATE	QTY	RATE
Electrical Component	0	0.00%	1	0.07%
Electrical Interconnect	0	0.00%	0	0.00%
Battery	0	0.00%	0	0.00%
Software/Firmware	0	0.00%	0	0.00%
Mechanical	0	0.00%	0	0.00%
Possible Early Battery Depletion	0	0.00%	0	0.00%
Other	0	0.00%	0	0.00%
Total	0	0.00%	1	0.07%



ACTIVELY MONITORED STUDY DATA

YEAR	1	2	3	4	AT 49 MONTHS
SURVIVAL PROBABILITY	100.00%	100.00%	100.00%	100.00%	100.00%
± 1 STANDARD ERROR	0.00%	0.00%	0.00%	0.00%	0.00%
SAMPLE SIZE	1,440	1,270	900	350	70

Dual-Chamber Pacemakers

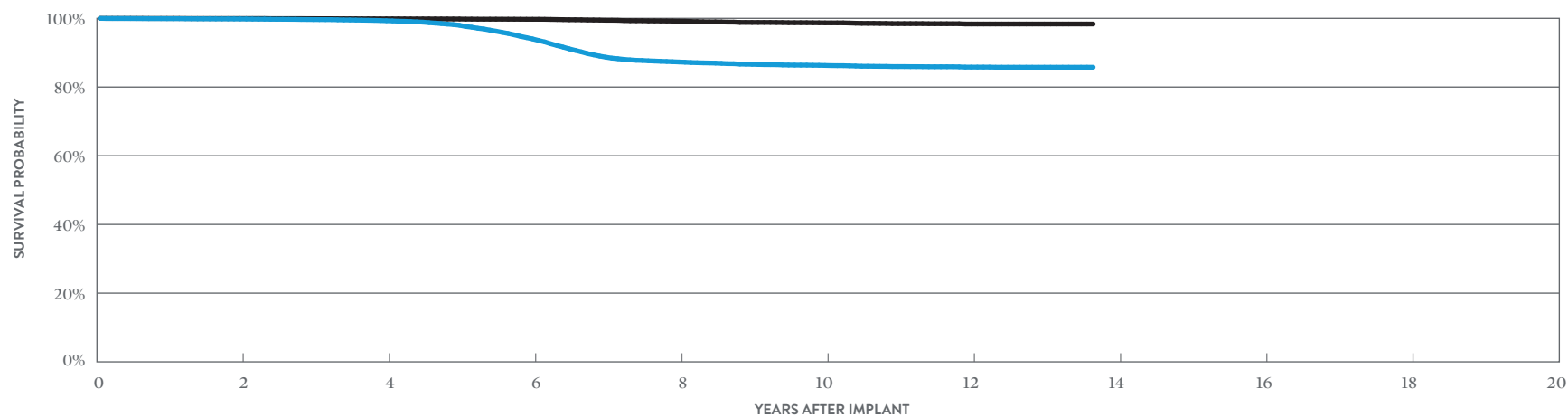
CUSTOMER REPORTED PERFORMANCE DATA

Victory™ XL DR

MODEL 5816

US Regulatory Approval	December 2005
Registered US Implants	62,713
Estimated Active US Implants	9,357
Estimated Longevity	11.7 Years
Normal Battery Depletion	1,505
Number of US Advisories	None

	MALFUNCTIONS W/ COMPROMISED THERAPY		MALFUNCTIONS W/O COMPROMISED THERAPY	
	QTY	RATE	QTY	RATE
Electrical Component	2	<0.01%	30	0.05%
Electrical Interconnect	0	0.00%	0	0.00%
Battery	0	0.00%	0	0.00%
Software/Firmware	0	0.00%	8	0.01%
Mechanical	0	0.00%	9	0.01%
Possible Early Battery Depletion	0	0.00%	5	<0.01%
Other	1	<0.01%	89	0.14%
Total	3	<0.01%	141	0.22%



INCLUDING NORMAL BATTERY DEPLETION

YEAR	2	4	6	8	10	12	AT 164 MONTHS
SURVIVAL PROBABILITY	99.83%	99.31%	94.01%	87.30%	86.29%	85.81%	85.77%
± 1 STANDARD ERROR	0.02%	0.04%	0.13%	0.19%	0.21%	0.22%	0.22%
SAMPLE SIZE	51,560	39,960	30,850	19,980	12,520	7,030	210

EXCLUDING NORMAL BATTERY DEPLETION

YEAR	2	4	6	8	10	12	AT 164 MONTHS
SURVIVAL PROBABILITY	99.95%	99.85%	99.73%	99.17%	98.69%	98.36%	98.36%
± 1 STANDARD ERROR	0.01%	0.02%	0.03%	0.05%	0.08%	0.10%	0.10%

Dual-Chamber Pacemakers

ACTIVELY MONITORED STUDY DATA

Victory™ XL DR

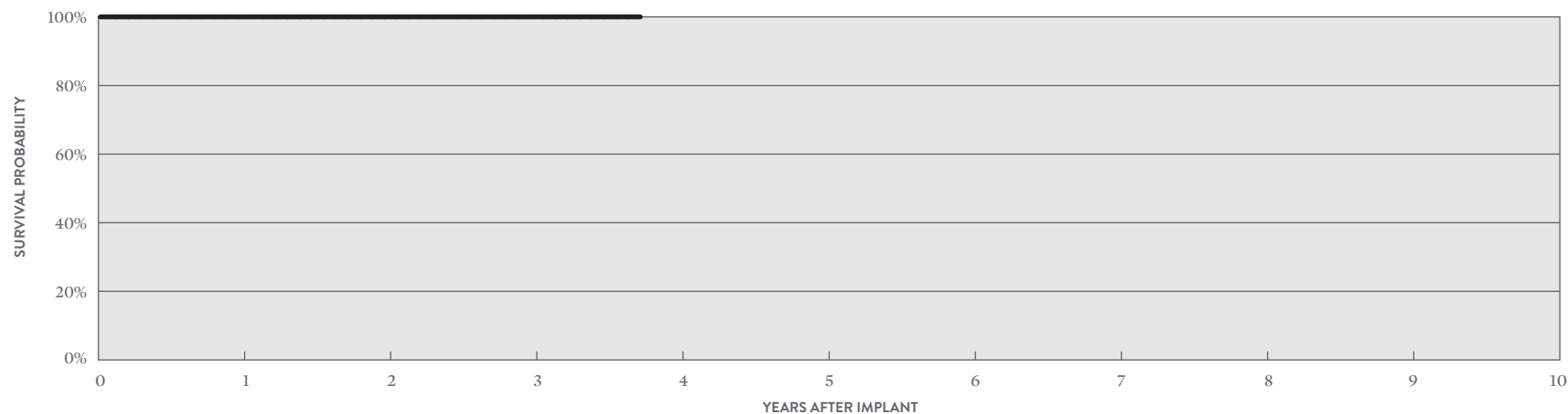
MODEL 5816

US Regulatory Approval	December 2005
Number of Devices Enrolled in Study	332
Active Devices Enrolled in Study	0
Cumulative Months of Follow-up	10,615
Estimated Longevity	11.7 Years

QUALIFYING COMPLICATIONS

None Reported

	MALFUNCTIONS W/ COMPROMISED THERAPY		MALFUNCTIONS W/O COMPROMISED THERAPY	
	QTY	RATE	QTY	RATE
Electrical Component	0	0.00%	0	0.00%
Electrical Interconnect	0	0.00%	0	0.00%
Battery	0	0.00%	0	0.00%
Software/Firmware	0	0.00%	0	0.00%
Mechanical	0	0.00%	0	0.00%
Possible Early Battery Depletion	0	0.00%	0	0.00%
Other	0	0.00%	0	0.00%
Total	0	0.00%	0	0.00%



ACTIVELY MONITORED STUDY DATA

YEAR	1	2	3	AT 45 MONTHS
SURVIVAL PROBABILITY	100.00%	100.00%	100.00%	100.00%
± 1 STANDARD ERROR	0.00%	0.00%	0.00%	0.00%
SAMPLE SIZE	320	280	200	50

Dual-Chamber Pacemakers

CUSTOMER REPORTED PERFORMANCE DATA

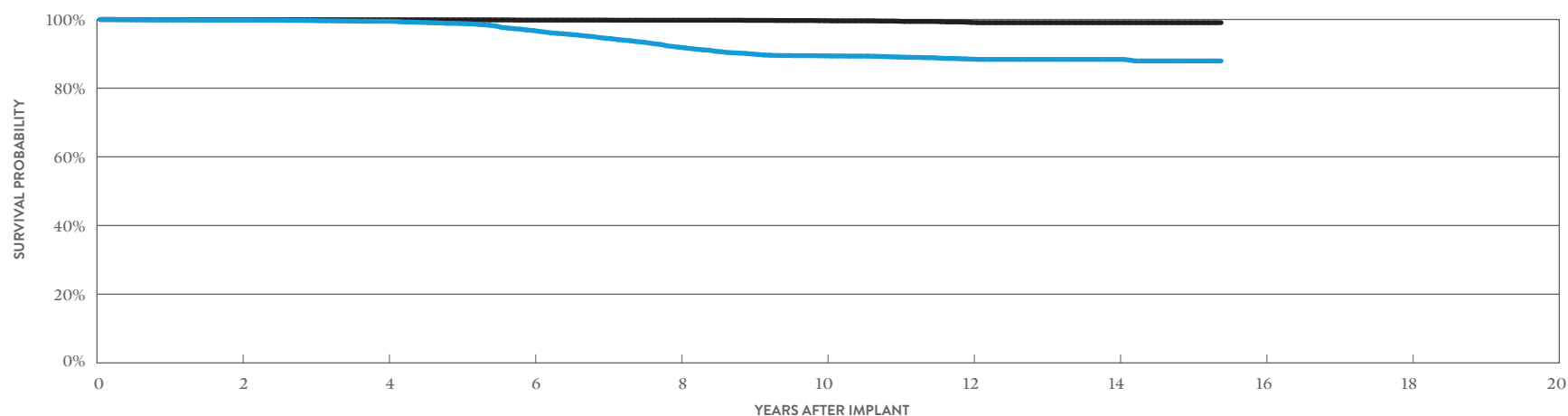
Verity ADx™ XL DR MODEL 5356

Verity ADx™ XL DR M/S MODEL 5357M/S

Verity ADx™ XL DC MODEL 5256

US Regulatory Approval	May 2003
Registered US Implants	17,385
Estimated Active US Implants	2,901
Estimated Longevity	6.9 Years
Normal Battery Depletion	308
Number of US Advisories	None

	MALFUNCTIONS W/ COMPROMISED THERAPY		MALFUNCTIONS W/O COMPROMISED THERAPY	
	QTY	RATE	QTY	RATE
Electrical Component	0	0.00%	10	0.06%
Electrical Interconnect	1	<0.01%	0	0.00%
Battery	0	0.00%	1	<0.01%
Software/Firmware	0	0.00%	0	0.00%
Mechanical	0	0.00%	0	0.00%
Possible Early Battery Depletion	0	0.00%	1	<0.01%
Other	0	0.00%	10	0.06%
Total	1	<0.01%	22	0.13%



INCLUDING NORMAL BATTERY DEPLETION

YEAR	2	4	6	8	10	12	14	AT 185 MONTHS
SURVIVAL PROBABILITY	99.83%	99.47%	96.81%	91.93%	89.42%	88.45%	88.38%	87.92%
± 1 STANDARD ERROR	0.03%	0.07%	0.18%	0.31%	0.37%	0.40%	0.41%	0.46%
SAMPLE SIZE	14,160	10,900	8,110	5,990	4,350	2,990	1,260	200

EXCLUDING NORMAL BATTERY DEPLETION

YEAR	2	4	6	8	10	12	14	AT 185 MONTHS
SURVIVAL PROBABILITY	99.95%	99.91%	99.82%	99.78%	99.65%	99.14%	99.07%	99.07%
± 1 STANDARD ERROR	0.02%	0.03%	0.04%	0.05%	0.07%	0.14%	0.16%	0.16%

Dual-Chamber Pacemakers

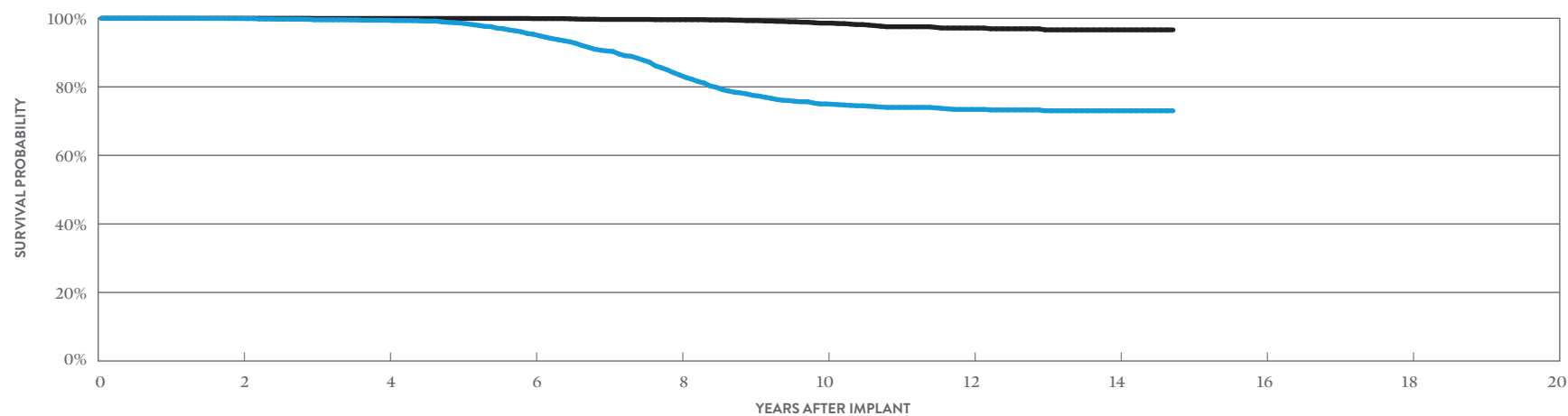
CUSTOMER REPORTED PERFORMANCE DATA

Integrity ADx™ DR

MODEL 5366

US Regulatory Approval	May 2003
Registered US Implants	8,087
Estimated Active US Implants	874
Estimated Longevity	6.9 Years
Normal Battery Depletion	322
Number of US Advisories	None

	MALFUNCTIONS W/ COMPROMISED THERAPY		MALFUNCTIONS W/O COMPROMISED THERAPY	
	QTY	RATE	QTY	RATE
Electrical Component	0	0.00%	9	0.11%
Electrical Interconnect	0	0.00%	0	0.00%
Battery	0	0.00%	0	0.00%
Software/Firmware	0	0.00%	2	0.02%
Mechanical	0	0.00%	1	0.01%
Possible Early Battery Depletion	0	0.00%	1	0.01%
Other	0	0.00%	14	0.17%
Total	0	0.00%	27	0.33%



INCLUDING NORMAL BATTERY DEPLETION

YEAR	2	4	6	8	10	12	14	AT 177 MONTHS
SURVIVAL PROBABILITY	99.94%	99.43%	95.33%	83.45%	75.02%	73.42%	73.02%	73.02%
± 1 STANDARD ERROR	0.03%	0.10%	0.31%	0.61%	0.78%	0.82%	0.84%	0.84%
SAMPLE SIZE	6,700	5,230	4,000	2,860	1,680	1,050	480	200

EXCLUDING NORMAL BATTERY DEPLETION

YEAR	2	4	6	8	10	12	14	AT 177 MONTHS
SURVIVAL PROBABILITY	100.00%	99.96%	99.91%	99.60%	98.60%	97.16%	96.63%	96.63%
± 1 STANDARD ERROR	0.00%	0.03%	0.03%	0.11%	0.26%	0.42%	0.50%	0.50%

Dual-Chamber Pacemakers

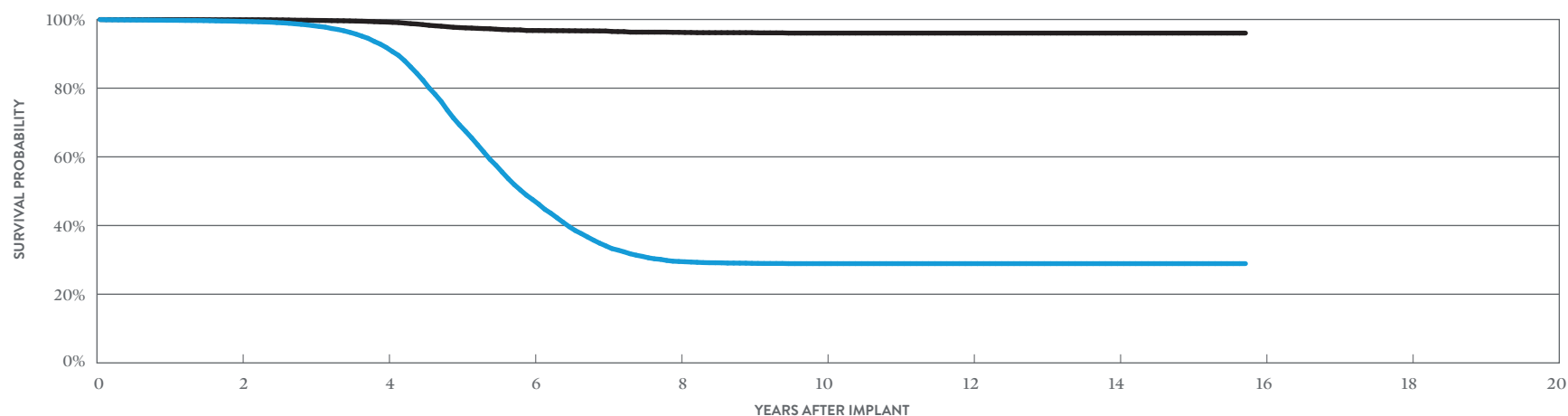
CUSTOMER REPORTED PERFORMANCE DATA

Identity ADx™ DR

MODEL 5380

US Regulatory Approval	March 2003
Registered US Implants	54,049
Estimated Active US Implants	2,663
Estimated Longevity	3.8 Years
Normal Battery Depletion	6,221
Number of US Advisories	One

	MALFUNCTIONS W/ COMPROMISED THERAPY		MALFUNCTIONS W/O COMPROMISED THERAPY	
	QTY	RATE	QTY	RATE
Electrical Component	4	<0.01%	262	0.48%
Electrical Interconnect	1	<0.01%	0	0.00%
Battery	0	0.00%	0	0.00%
Software/Firmware	0	0.00%	2	<0.01%
Mechanical	0	0.00%	6	0.01%
Possible Early Battery Depletion	0	0.00%	11	0.02%
Other	0	0.00%	17	0.03%
Total	5	<0.01%	298	0.55%



INCLUDING NORMAL BATTERY DEPLETION

YEAR	2	4	6	8	10	12	14	AT 189 MONTHS
SURVIVAL PROBABILITY	99.45%	91.84%	47.56%	29.53%	28.91%	28.91%	28.91%	28.91%
± 1 STANDARD ERROR	0.03%	0.14%	0.33%	0.33%	0.33%	0.33%	0.33%	0.33%
SAMPLE SIZE	42,980	30,320	12,840	4,700	3,000	2,390	1,490	200

EXCLUDING NORMAL BATTERY DEPLETION

YEAR	2	4	6	8	10	12	14	AT 189 MONTHS
SURVIVAL PROBABILITY	99.93%	99.24%	96.79%	96.26%	96.04%	96.04%	96.04%	96.04%
± 1 STANDARD ERROR	0.01%	0.05%	0.13%	0.16%	0.18%	0.18%	0.18%	0.18%

Dual-Chamber Pacemakers

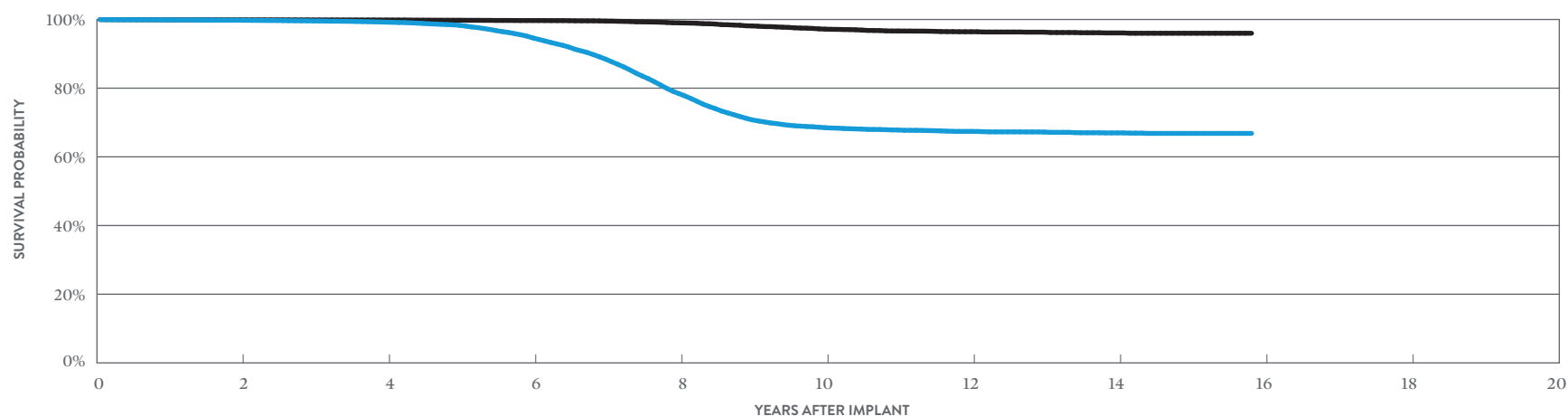
CUSTOMER REPORTED PERFORMANCE DATA

Identity ADx™ XL DR MODEL 5386

Identity ADx™ XL DC MODEL 5286

US Regulatory Approval	March 2003
Registered US Implants	67,412
Estimated Active US Implants	7,640
Estimated Longevity	6.9 Years
Normal Battery Depletion	3,322
Number of US Advisories	One

	MALFUNCTIONS W/ COMPROMISED THERAPY		MALFUNCTIONS W/O COMPROMISED THERAPY	
	QTY	RATE	QTY	RATE
Electrical Component	2	<0.01%	136	0.20%
Electrical Interconnect	0	0.00%	2	<0.01%
Battery	0	0.00%	0	0.00%
Software/Firmware	0	0.00%	7	0.01%
Mechanical	0	0.00%	10	0.01%
Possible Early Battery Depletion	0	0.00%	6	<0.01%
Other	0	0.00%	111	0.16%
Total	2	<0.01%	272	0.40%



INCLUDING NORMAL BATTERY DEPLETION

YEAR	2	4	6	8	10	12	14	AT 190 MONTHS
SURVIVAL PROBABILITY	99.78%	99.21%	94.65%	78.42%	68.49%	67.41%	66.97%	66.83%
± 1 STANDARD ERROR	0.02%	0.04%	0.11%	0.24%	0.29%	0.30%	0.31%	0.32%
SAMPLE SIZE	55,830	43,490	32,870	22,910	12,520	7,180	3,450	220

EXCLUDING NORMAL BATTERY DEPLETION

YEAR	2	4	6	8	10	12	14	AT 190 MONTHS
SURVIVAL PROBABILITY	99.90%	99.85%	99.69%	99.01%	97.19%	96.43%	96.08%	95.99%
± 1 STANDARD ERROR	0.01%	0.02%	0.03%	0.06%	0.12%	0.16%	0.18%	0.19%

Dual-Chamber Pacemakers

ACTIVELY MONITORED STUDY DATA

Identity ADx™ XL DR

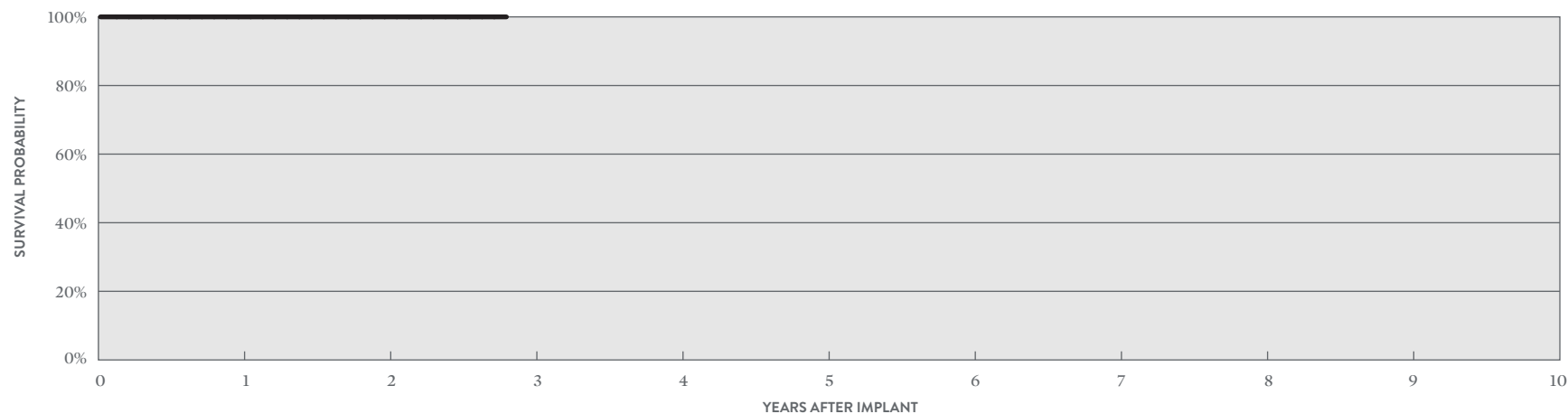
MODEL 5386

US Regulatory Approval	March 2003
Number of Devices Enrolled in Study	101
Active Devices Enrolled in Study	0
Cumulative Months of Follow-up	3,221
Estimated Longevity	6.9 Years

QUALIFYING COMPLICATIONS

None Reported

	MALFUNCTIONS W/ COMPROMISED THERAPY		MALFUNCTIONS W/O COMPROMISED THERAPY	
	QTY	RATE	QTY	RATE
Electrical Component	0	0.00%	0	0.00%
Electrical Interconnect	0	0.00%	0	0.00%
Battery	0	0.00%	0	0.00%
Software/Firmware	0	0.00%	0	0.00%
Mechanical	0	0.00%	0	0.00%
Possible Early Battery Depletion	0	0.00%	0	0.00%
Other	0	0.00%	0	0.00%
Total	0	0.00%	0	0.00%



ACTIVELY MONITORED STUDY DATA

YEAR	1	2	AT 34 MONTHS
SURVIVAL PROBABILITY	100.00%	100.00%	100.00%
± 1 STANDARD ERROR	0.00%	0.00%	0.00%
SAMPLE SIZE	100	80	50

Dual-Chamber Pacemakers

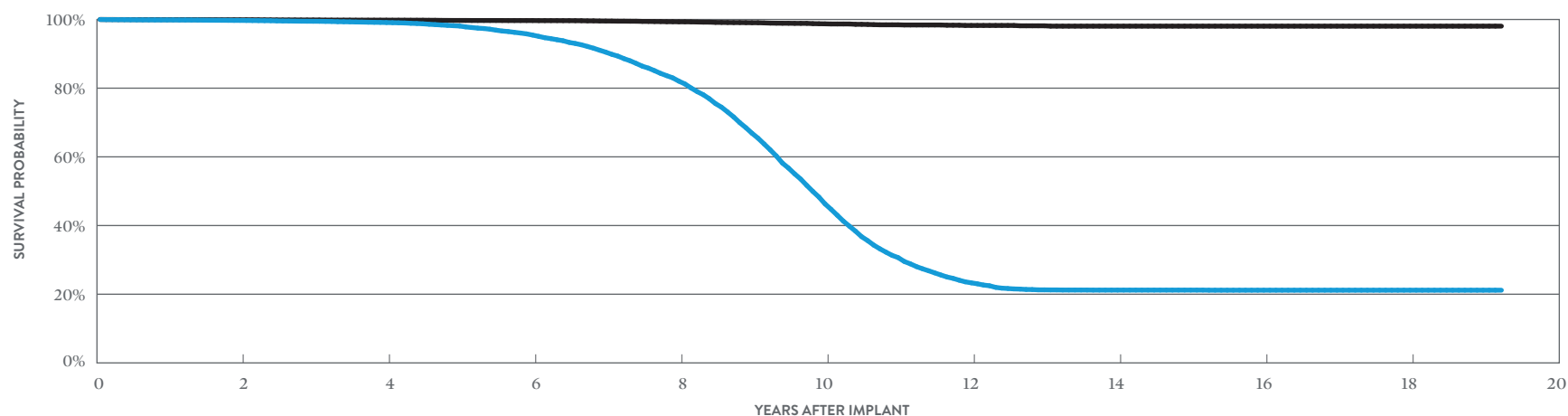
CUSTOMER REPORTED PERFORMANCE DATA

Integrity AFx™ DR

MODELS 5342 & 5346

US Regulatory Approval	(5342) April 2000 (5346) July 2001
Registered US Implants	47,441
Estimated Active US Implants	1,435
Estimated Longevity	6.3 Years
Normal Battery Depletion	4,612
Number of US Advisories	None

	MALFUNCTIONS W/ COMPROMISED THERAPY		MALFUNCTIONS W/O COMPROMISED THERAPY	
	QTY	RATE	QTY	RATE
Electrical Component	2	<0.01%	92	0.19%
Electrical Interconnect	3	<0.01%	1	<0.01%
Battery	0	0.00%	2	<0.01%
Software/Firmware	0	0.00%	0	0.00%
Mechanical	1	<0.01%	3	<0.01%
Possible Early Battery Depletion	0	0.00%	0	0.00%
Other	0	0.00%	6	0.01%
Total	6	0.01%	104	0.22%



INCLUDING NORMAL BATTERY DEPLETION

YEAR	2	4	6	8	10	12	14	16	18	AT 231 MONTHS
SURVIVAL PROBABILITY	99.73%	99.11%	95.46%	82.04%	46.28%	23.31%	21.20%	21.17%	21.17%	21.17%
± 1 STANDARD ERROR	0.03%	0.05%	0.12%	0.26%	0.41%	0.38%	0.37%	0.37%	0.37%	0.37%
SAMPLE SIZE	39,680	31,850	24,180	15,830	7,610	3,110	1,760	1,430	1,010	210

EXCLUDING NORMAL BATTERY DEPLETION

YEAR	2	4	6	8	10	12	14	16	18	AT 231 MONTHS
SURVIVAL PROBABILITY	99.92%	99.81%	99.69%	99.32%	98.73%	98.26%	98.06%	98.06%	98.06%	98.06%
± 1 STANDARD ERROR	0.01%	0.02%	0.03%	0.05%	0.10%	0.15%	0.18%	0.18%	0.18%	0.18%

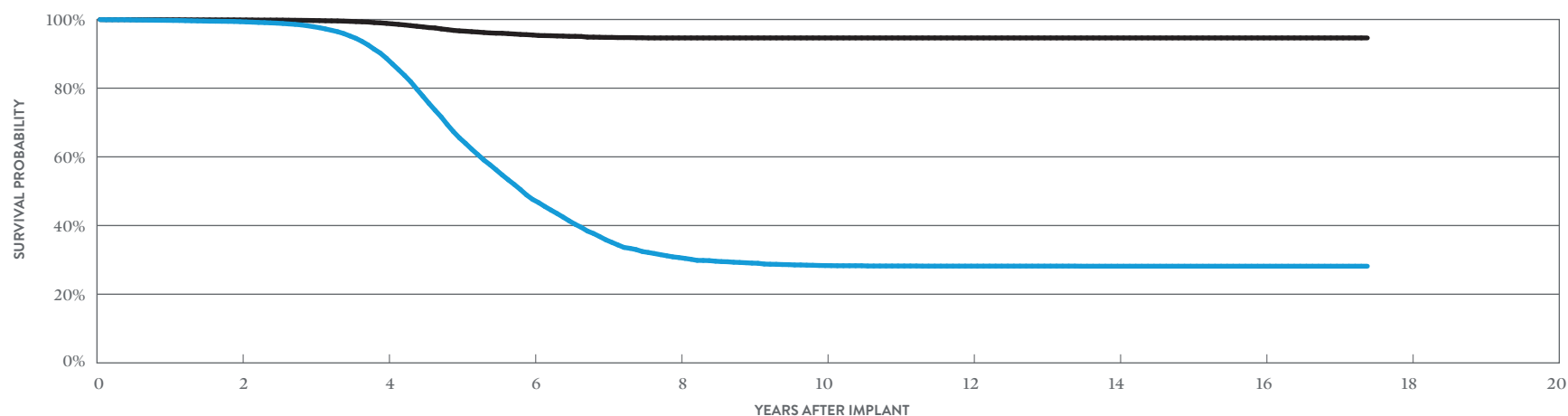
Dual-Chamber Pacemakers

CUSTOMER REPORTED PERFORMANCE DATA

Identity™ MODEL 5370

US Regulatory Approval	November 2001
Registered US Implants	58,366
Estimated Active US Implants	1,735
Estimated Longevity	3.8 Years
Normal Battery Depletion	6,084
Number of US Advisories	One

	MALFUNCTIONS W/ COMPROMISED THERAPY		MALFUNCTIONS W/O COMPROMISED THERAPY	
	QTY	RATE	QTY	RATE
Electrical Component	3	<0.01%	398	0.68%
Electrical Interconnect	2	<0.01%	2	<0.01%
Battery	0	0.00%	0	0.00%
Software/Firmware	0	0.00%	1	<0.01%
Mechanical	0	0.00%	5	<0.01%
Possible Early Battery Depletion	0	0.00%	12	0.02%
Other	0	0.00%	12	0.02%
Total	5	<0.01%	430	0.74%



INCLUDING NORMAL BATTERY DEPLETION

YEAR	2	4	6	8	10	12	14	16	AT 209 MONTHS
SURVIVAL PROBABILITY	99.36%	88.71%	47.61%	30.68%	28.34%	28.19%	28.16%	28.16%	28.16%
± 1 STANDARD ERROR	0.03%	0.16%	0.33%	0.37%	0.37%	0.37%	0.37%	0.37%	0.37%
SAMPLE SIZE	46,810	32,780	11,550	3,710	2,330	1,960	1,620	1,050	230

EXCLUDING NORMAL BATTERY DEPLETION

YEAR	2	4	6	8	10	12	14	16	AT 209 MONTHS
SURVIVAL PROBABILITY	99.87%	98.87%	95.48%	94.63%	94.63%	94.63%	94.63%	94.63%	94.63%
± 1 STANDARD ERROR	0.01%	0.05%	0.15%	0.20%	0.20%	0.20%	0.20%	0.20%	0.20%

Dual-Chamber Pacemakers

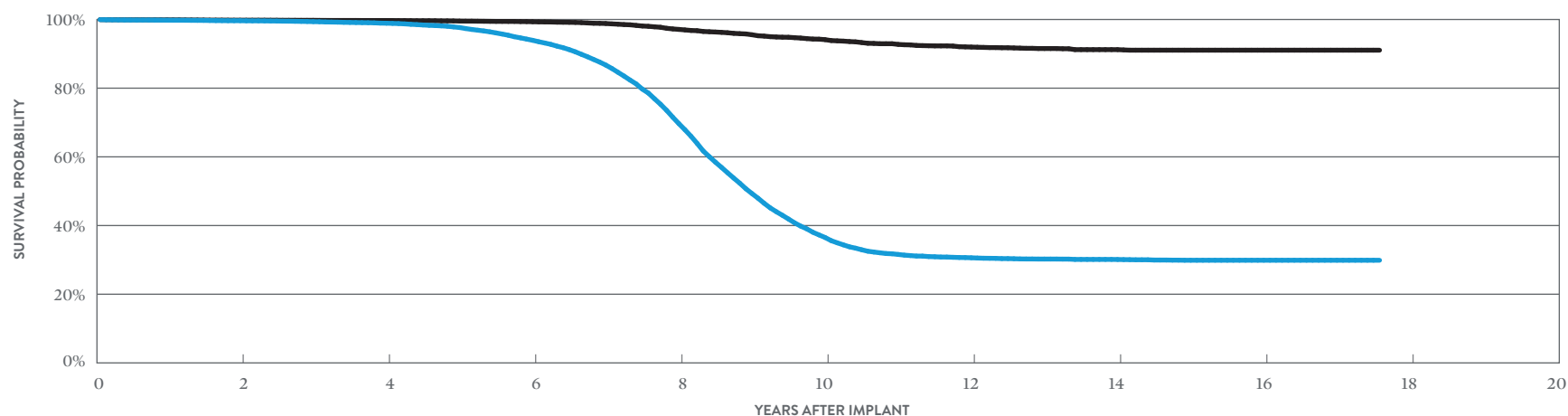
CUSTOMER REPORTED PERFORMANCE DATA

Identity™ XL

MODEL 5376

US Regulatory Approval	November 2001
Registered US Implants	51,533
Estimated Active US Implants	2,779
Estimated Longevity	6.9 Years
Normal Battery Depletion	5,335
Number of US Advisories	One

	MALFUNCTIONS W/ COMPROMISED THERAPY		MALFUNCTIONS W/O COMPROMISED THERAPY	
	QTY	RATE	QTY	RATE
Electrical Component	2	<0.01%	313	0.61%
Electrical Interconnect	4	<0.01%	2	<0.01%
Battery	0	0.00%	0	0.00%
Software/Firmware	0	0.00%	12	0.02%
Mechanical	2	<0.01%	6	0.01%
Possible Early Battery Depletion	0	0.00%	5	<0.01%
Other	0	0.00%	94	0.18%
Total	8	0.02%	432	0.84%



INCLUDING NORMAL BATTERY DEPLETION

YEAR	2	4	6	8	10	12	14	16	AT 211 MONTHS
SURVIVAL PROBABILITY	99.64%	98.91%	93.94%	69.67%	36.52%	30.61%	30.11%	29.89%	29.89%
± 1 STANDARD ERROR	0.03%	0.05%	0.14%	0.30%	0.34%	0.34%	0.34%	0.34%	0.34%
SAMPLE SIZE	43,230	34,190	25,590	16,710	7,960	4,200	2,680	1,470	230

EXCLUDING NORMAL BATTERY DEPLETION

YEAR	2	4	6	8	10	12	14	16	AT 211 MONTHS
SURVIVAL PROBABILITY	99.80%	99.71%	99.34%	97.11%	94.13%	91.97%	91.22%	91.06%	91.06%
± 1 STANDARD ERROR	0.02%	0.03%	0.04%	0.12%	0.20%	0.28%	0.32%	0.33%	0.33%

SUMMARY INFORMATION
Dual-Chamber
Pacemakers

Dual-Chamber Pacemakers

Survival Probability Summary

INCLUDING NORMAL BATTERY DEPLETION

MODELS	FAMILY	1 YEAR	2 YEAR	3 YEAR	4 YEAR	5 YEAR	6 YEAR	7 YEAR	8 YEAR	9 YEAR	10 YEAR
PM2272	Assurity MRI™	99.98%	99.96%								
PM2160	Endurity™ DR	99.84%	99.79%	99.76%	99.69%	99.54%					
PM2240	Assurity™ DR RF	99.95%	99.91%	99.86%	99.76%	99.58%					
PM2210	Accent™ DR RF	99.92%	99.86%	99.77%	99.60%	99.31%	98.62%	96.96%	96.86%	96.74%	96.60%
PM2110	Accent™ DR	99.94%	99.89%	99.81%	99.62%	99.38%	98.72%	97.35%	97.27%	97.27%	
5820	Zephyr™ DR	99.84%	99.75%	99.02%	93.83%	82.44%	79.57%	78.84%	78.50%	78.41%	78.37%
5810	Victory™ DR	99.87%	99.75%	98.66%	89.15%	67.24%	51.43%	45.08%	44.31%	44.11%	43.96%
5826	Zephyr™ XL DR	99.91%	99.84%	99.74%	99.48%	98.80%	98.15%	97.67%	96.98%	96.42%	96.07%
5816	Victory™ XL DR	99.91%	99.83%	99.65%	99.31%	97.99%	94.01%	88.70%	87.30%	86.62%	86.29%
5356/5357/5256	Verity ADx™ XL DR/ DR(M/S) / DC	99.89%	99.83%	99.69%	99.47%	98.84%	96.81%	94.54%	91.93%	89.95%	89.42%
5366	Integrity ADx™ XL DR	100.00%	99.94%	99.56%	99.43%	98.62%	95.33%	90.47%	83.45%	77.52%	75.02%
5380	Identity ADx™ DR	99.76%	99.45%	98.19%	91.84%	69.30%	47.56%	34.09%	29.53%	28.99%	28.91%
5386/5286	Identity ADx™ XL DR/DC	99.88%	99.78%	99.57%	99.21%	98.30%	94.65%	88.43%	78.42%	70.78%	68.49%
5342/5346	Integrity AFx™ DR	99.87%	99.73%	99.48%	99.11%	98.10%	95.46%	90.49%	82.04%	66.88%	46.28%
5370	Identity™	99.75%	99.36%	97.90%	88.71%	65.50%	47.61%	35.85%	30.68%	29.06%	28.34%
5376	Identity™ XL	99.79%	99.64%	99.37%	98.91%	97.66%	93.94%	86.73%	69.67%	49.31%	36.52%

Dual-Chamber Pacemakers

Survival Probability Summary

EXCLUDING NORMAL BATTERY DEPLETION

MODELS	FAMILY	1 YEAR	2 YEAR	3 YEAR	4 YEAR	5 YEAR	6 YEAR	7 YEAR	8 YEAR	9 YEAR	10 YEAR
PM2272	Assurity MRI™	99.98%	99.97%								
PM2160	Endurity™ DR	99.84%	99.82%	99.82%	99.82%	99.82%					
PM2240	Assurity™ DR RF	99.96%	99.93%	99.91%	99.90%	99.90%					
PM2210	Accent™ DR RF	99.95%	99.90%	99.84%	99.79%	99.76%	99.74%	99.71%	99.71%	99.70%	99.68%
PM2110	Accent™ DR	99.97%	99.95%	99.93%	99.93%	99.93%	99.90%	99.90%	99.90%	99.90%	
5820	Zephyr™ DR	99.97%	99.96%	99.92%	99.65%	99.26%	98.99%	98.77%	98.56%	98.48%	98.43%
5810	Victory™ DR	99.98%	99.93%	99.68%	99.17%	97.69%	97.27%	96.71%	96.27%	96.07%	95.92%
5826	Zephyr™ XL DR	99.96%	99.93%	99.91%	99.89%	99.83%	99.76%	99.56%	99.28%	99.08%	98.96%
5816	Victory™ XL DR	99.97%	99.95%	99.91%	99.85%	99.81%	99.73%	99.45%	99.17%	98.81%	98.69%
5356/5357/5256	Verity ADx™ XL DR/ DR(M/S) / DC	99.96%	99.95%	99.93%	99.91%	99.89%	99.82%	99.82%	99.78%	99.74%	99.65%
5366	Integrity ADx™ XL DR	100.00%	100.00%	99.96%	99.96%	99.96%	99.91%	99.67%	99.60%	99.32%	98.60%
5380	Identity ADx™ DR	99.96%	99.93%	99.74%	99.24%	97.64%	96.79%	96.65%	96.26%	96.16%	96.04%
5386/5286	Identity ADx™ XL DR/DC	99.92%	99.90%	99.87%	99.85%	99.78%	99.69%	99.54%	99.01%	98.12%	97.19%
5342/5346	Integrity AFx™ DR	99.96%	99.92%	99.86%	99.81%	99.72%	99.69%	99.55%	99.32%	99.06%	98.73%
5370	Identity™	99.93%	99.87%	99.70%	98.87%	96.68%	95.48%	94.78%	94.63%	94.63%	94.63%
5376	Identity™ XL	99.90%	99.80%	99.76%	99.71%	99.54%	99.34%	98.83%	97.11%	95.55%	94.13%

Dual-Chamber Pacemakers

US Malfunction Summary

WITH COMPROMISED THERAPY

MODELS	FAMILY	REGISTERED US IMPLANTS	PERCENT RETURNED FOR ANALYSIS	ELECTRICAL COMPONENT		ELECTRICAL INTERCONNECT		BATTERY		SOFTWARE/FIRMWARE		MECHANICAL		POSSIBLE EARLY BATTERY DEPLETION		OTHER		TOTAL	
				QTY	RATE	QTY	RATE	QTY	RATE	QTY	RATE	QTY	RATE	QTY	RATE	QTY	RATE	QTY	RATE
PM2272	Assurity MRI™	151,469	0.00%	1	<0.01%	0	0.00%	0	0.00%	0	0.00%	2	<0.01%	0	0.00%	0	0.00%	3	<0.01%
PM2160	Endurity™ DR	9,304	0.30%	0	0.00%	0	0.00%	0	0.00%	0	0.00%	0	0.00%	0	0.00%	0	0.00%	0	0.00%
PM2240	Assurity™ DR RF	181,077	0.20%	5	<0.01%	0	0.00%	0	0.00%	0	0.00%	1	<0.01%	3	<0.01%	0	0.00%	9	<0.01%
PM2210	Accent™ DR RF	243,084	2.70%	17	<0.01%	8	<0.01%	0	0.00%	0	0.00%	0	0.00%	7	<0.01%	5	<0.01%	37	0.02%
PM2110	Accent™ DR	48,906	2.70%	2	<0.01%	2	<0.01%	0	0.00%	0	0.00%	0	0.00%	0	0.00%	0	0.00%	4	<0.01%
5820	Zephyr™ DR	54,268	8.00%	2	<0.01%	0	0.00%	0	0.00%	0	0.00%	0	0.00%	0	0.00%	0	0.00%	2	<0.01%
5810	Victory™ DR	26,312	16.80%	1	<0.01%	0	0.00%	0	0.00%	0	0.00%	0	0.00%	0	0.00%	0	0.00%	1	<0.01%
5826	Zephyr™ XL DR	112,274	5.90%	1	<0.01%	4	<0.01%	0	0.00%	0	0.00%	1	<0.01%	0	0.00%	1	<0.01%	7	<0.01%
5816	Victory™ XL DR	62,713	11.50%	2	<0.01%	0	0.00%	0	0.00%	0	0.00%	0	0.00%	0	0.00%	1	<0.01%	3	<0.01%
5356/5357/5256	Verity ADx™ XL DR/DR(M/S) / DC	17,385	6.60%	0	0.00%	1	<0.01%	0	0.00%	0	0.00%	0	0.00%	0	0.00%	0	0.00%	1	<0.01%
5366	Integrity ADx™ XL DR	8,087	10.90%	0	0.00%	0	0.00%	0	0.00%	0	0.00%	0	0.00%	0	0.00%	0	0.00%	0	0.00%
5380	Identity ADx™ DR	54,049	15.60%	4	<0.01%	1	<0.01%	0	0.00%	0	0.00%	0	0.00%	0	0.00%	0	0.00%	5	<0.01%
5386/5286	Identity ADx™ XL DR/DC	67,412	13.10%	2	<0.01%	0	0.00%	0	0.00%	0	0.00%	0	0.00%	0	0.00%	0	0.00%	2	<0.01%
5342/5346	Integrity AFx™ DR	47,441	14.20%	2	<0.01%	3	<0.01%	0	0.00%	0	0.00%	1	<0.01%	0	0.00%	0	0.00%	6	0.01%
5370	Identity™	58,366	13.70%	3	<0.01%	2	<0.01%	0	0.00%	0	0.00%	0	0.00%	0	0.00%	0	0.00%	5	<0.01%
5376	Identity™ XL	51,533	17.50%	2	<0.01%	4	<0.01%	0	0.00%	0	0.00%	2	<0.01%	0	0.00%	0	0.00%	8	0.02%

Definitions of malfunction categories can be found on [pages 5-6](#).

Dual-Chamber Pacemakers

US Malfunction Summary

WITHOUT COMPROMISED THERAPY

MODELS	FAMILY	REGISTERED US IMPLANTS	PERCENT RETURNED FOR ANALYSIS	ELECTRICAL COMPONENT		ELECTRICAL INTERCONNECT		BATTERY		SOFTWARE/FIRMWARE		MECHANICAL		POSSIBLE EARLY BATTERY DEPLETION		OTHER		TOTAL	
				QTY	RATE	QTY	RATE	QTY	RATE	QTY	RATE	QTY	RATE	QTY	RATE	QTY	RATE	QTY	RATE
PM2272	Assurity MRI [™]	151,469	0.00%	2	<0.01%	0	0.00%	0	0.00%	0	0.00%	4	<0.01%	0	0.00%	2	<0.01%	8	<0.01%
PM2160	Endurity [™] DR	9,304	0.30%	0	0.00%	0	0.00%	0	0.00%	0	0.00%	5	0.05%	0	0.00%	2	0.02%	7	0.08%
PM2240	Assurity [™] DR RF	181,077	0.20%	11	<0.01%	0	0.00%	0	0.00%	1	<0.01%	28	0.02%	2	<0.01%	8	<0.01%	50	0.03%
PM2210	Accent [™] DR RF	243,084	2.70%	48	0.02%	33	0.01%	0	0.00%	4	<0.01%	22	<0.01%	23	<0.01%	44	0.02%	174	0.07%
PM2110	Accent [™] DR	48,906	2.70%	3	<0.01%	0	0.00%	0	0.00%	3	<0.01%	5	0.01%	2	<0.01%	0	0.00%	13	0.03%
5820	Zephyr [™] DR	54,268	8.00%	36	0.07%	0	0.00%	0	0.00%	9	0.02%	2	<0.01%	1	<0.01%	90	0.17%	138	0.25%
5810	Victory [™] DR	26,312	16.80%	89	0.34%	0	0.00%	0	0.00%	8	0.03%	2	<0.01%	17	0.06%	37	0.14%	153	0.58%
5826	Zephyr [™] XL DR	112,274	5.90%	22	0.02%	0	0.00%	0	0.00%	15	0.01%	9	<0.01%	3	<0.01%	151	0.13%	200	0.18%
5816	Victory [™] XL DR	62,713	11.50%	30	0.05%	0	0.00%	0	0.00%	8	0.01%	9	0.01%	5	<0.01%	89	0.14%	141	0.22%
5356/5357/5256	Verity ADx [™] XL DR/ DR(M/S) / DC	17,385	6.60%	10	0.06%	0	0.00%	1	<0.01%	0	0.00%	0	0.00%	1	<0.01%	10	0.06%	22	0.13%
5366	Integrity ADx [™] XL DR	8,087	10.90%	9	0.11%	0	0.00%	0	0.00%	2	0.02%	1	0.01%	1	0.01%	14	0.17%	27	0.33%
5380	Identity ADx [™] DR	54,049	15.60%	262	0.48%	0	0.00%	0	0.00%	2	<0.01%	6	0.01%	11	0.02%	17	0.03%	298	0.55%
5386/5286	Identity ADx [™] XL DR/DC	67,412	13.10%	136	0.20%	2	<0.01%	0	0.00%	7	0.01%	10	0.01%	6	<0.01%	111	0.16%	272	0.40%
5342/5346	Integrity AFx [™] DR	47,441	14.20%	92	0.19%	1	<0.01%	2	<0.01%	0	0.00%	3	<0.01%	0	0.00%	6	0.01%	104	0.22%
5370	Identity [™]	58,366	13.70%	398	0.68%	2	<0.01%	0	0.00%	1	<0.01%	5	<0.01%	12	0.02%	12	0.02%	430	0.74%
5376	Identity [™] XL	51,533	17.50%	313	0.61%	2	<0.01%	0	0.00%	12	0.02%	6	0.01%	5	<0.01%	94	0.18%	432	0.84%

Definitions of malfunction categories can be found on [pages 5-6](#).

Dual-Chamber Pacemakers

Worldwide Malfunction Summary

WITH COMPROMISED THERAPY

MODELS	FAMILY	WORLDWIDE SALES	PERCENT RETURNED FOR ANALYSIS	ELECTRICAL COMPONENT		ELECTRICAL INTERCONNECT		BATTERY		SOFTWARE/FIRMWARE		MECHANICAL		POSSIBLE EARLY BATTERY DEPLETION		OTHER		TOTAL	
				QTY	RATE	QTY	RATE	QTY	RATE	QTY	RATE	QTY	RATE	QTY	RATE	QTY	RATE	QTY	RATE
PM2272	Assurity MRI [™]	381,865	0.62%	2	<0.01%	1	<0.01%	0	0.00%	0	0.00%	2	<0.01%	0	0.00%	0	0.00%	5	<0.01%
PM2160	Endurity [™] DR	58,958	0.84%	2	<0.01%	0	0.00%	0	0.00%	0	0.00%	0	0.00%	0	0.00%	0	0.00%	2	<0.01%
PM2240	Assurity [™] DR RF	198,296	3.17%	5	<0.01%	0	0.00%	0	0.00%	0	0.00%	1	<0.01%	3	<0.01%	0	0.00%	9	<0.01%
PM2210	Accent [™] DR RF	246,723	8.43%	17	<0.01%	8	<0.01%	0	0.00%	0	0.00%	0	0.00%	6	<0.01%	5	<0.01%	36	0.01%
PM2110	Accent [™] DR	49,730	7.36%	2	<0.01%	2	<0.01%	0	0.00%	0	0.00%	0	0.00%	0	0.00%	0	0.00%	4	<0.01%

WITHOUT COMPROMISED THERAPY

MODELS	FAMILY	WORLDWIDE SALES	PERCENT RETURNED FOR ANALYSIS	ELECTRICAL COMPONENT		ELECTRICAL INTERCONNECT		BATTERY		SOFTWARE/FIRMWARE		MECHANICAL		POSSIBLE EARLY BATTERY DEPLETION		OTHER		TOTAL	
				QTY	RATE	QTY	RATE	QTY	RATE	QTY	RATE	QTY	RATE	QTY	RATE	QTY	RATE	QTY	RATE
PM2272	Assurity MRI [™]	381,865	0.62%	7	<0.01%	0	0.00%	0	0.00%	1	<0.01%	7	<0.01%	2	<0.01%	4	<0.01%	21	<0.01%
PM2160	Endurity [™] DR	58,958	0.84%	1	<0.01%	0	0.00%	0	0.00%	0	0.00%	9	0.02%	0	0.00%	3	<0.01%	13	0.02%
PM2240	Assurity [™] DR RF	198,296	3.17%	13	<0.01%	0	0.00%	0	0.00%	1	<0.01%	30	0.02%	2	<0.01%	9	<0.01%	55	0.03%
PM2210	Accent [™] DR RF	246,723	8.43%	51	0.02%	34	0.01%	0	0.00%	4	<0.01%	22	<0.01%	23	<0.01%	43	0.02%	177	0.07%
PM2110	Accent [™] DR	49,730	7.36%	3	<0.01%	0	0.00%	0	0.00%	3	<0.01%	5	0.01%	2	<0.01%	0	0.00%	13	0.03%

Definitions of malfunction categories can be found on [pages 5-6](#).

Dual-Chamber Pacemakers

Actively Monitored Study Data Summary

QUALIFYING COMPLICATIONS

MODELS	NUMBER OF DEVICES ENROLLED	ACTIVE DEVICES ENROLLED	CUMULATIVE MONTHS OF FOLLOW-UP	LOSS OF TELEMETRY		PERICARDIAL EFFUSION		PREMATURE BATTERY DEPLETION		SKIN EROSION		TOTAL	
				QTY	RATE	QTY	RATE	QTY	RATE	QTY	RATE	QTY	RATE
PM2210	1,773	184	58937	0	0.00%	0	0.00%	1	0.06%	1	0.06%	2	0.11%
PM2110	227	37	9948	0	0.00%	0	0.00%	0	0.00%	0	0.00%	0	0.00%
5820	284	4	7962	0	0.00%	0	0.00%	0	0.00%	1	0.35%	1	0.35%
5826	1,516	8	48066	0	0.00%	0	0.00%	0	0.00%	0	0.00%	0	0.00%
5816	332	0	10615	0	0.00%	0	0.00%	0	0.00%	0	0.00%	0	0.00%
5386	101	0	3221	0	0.00%	0	0.00%	0	0.00%	0	0.00%	0	0.00%

A list of of complications can be found on [page 12](#).

Dual-Chamber Pacemakers

Actively Monitored Study Data Summary

MALFUNCTIONS WITH COMPROMISED THERAPY

MODELS	FAMILY	NUMBER OF DEVICES ENROLLED	PERCENT RETURNED FOR ANALYSIS	ELECTRICAL COMPONENT		ELECTRICAL INTERCONNECT		BATTERY		SOFTWARE/ FIRM-WARE		MECHANICAL		POSSIBLE EARLY BATTERY DEPLETION		OTHER		TOTAL			
				QTY	RATE	QTY	RATE	QTY	RATE	QTY	RATE	QTY	RATE	QTY	RATE	QTY	RATE	QTY	RATE	QTY	RATE
PM2210	Accent [™] DR RF	1,773	4.20%	0	0.00%	0	0.00%	0	0.00%	0	0.00%	0	0.00%	0	0.00%	0	0.00%	0	0.00%	0	0.00%
PM2110	Accent [™] DR	227	3.50%	0	0.00%	0	0.00%	0	0.00%	0	0.00%	0	0.00%	0	0.00%	0	0.00%	0	0.00%	0	0.00%
5820	Zephyr [™] DR	284	16.90%	0	0.00%	0	0.00%	0	0.00%	0	0.00%	0	0.00%	0	0.00%	0	0.00%	0	0.00%	0	0.00%
5826	Zephyr [™] XL DR	1,516	6.90%	0	0.00%	0	0.00%	0	0.00%	0	0.00%	0	0.00%	0	0.00%	0	0.00%	0	0.00%	0	0.00%
5816	Victory [™] XL DR	332	5.10%	0	0.00%	0	0.00%	0	0.00%	0	0.00%	0	0.00%	0	0.00%	0	0.00%	0	0.00%	0	0.00%
5386	Indentity ADx [™] XL DR	101	3.00%	0	0.00%	0	0.00%	0	0.00%	0	0.00%	0	0.00%	0	0.00%	0	0.00%	0	0.00%	0	0.00%

MALFUNCTIONS WITHOUT COMPROMISED THERAPY

MODELS	FAMILY	NUMBER OF DEVICES ENROLLED	PERCENT RETURNED FOR ANALYSIS	ELECTRICAL COMPONENT		ELECTRICAL INTERCONNECT		BATTERY		SOFTWARE/ FIRM-WARE		MECHANICAL		POSSIBLE EARLY BATTERY DEPLETION		OTHER		TOTAL			
				QTY	RATE	QTY	RATE	QTY	RATE	QTY	RATE	QTY	RATE	QTY	RATE	QTY	RATE	QTY	RATE	QTY	RATE
PM2210	Accent [™] DR RF	1,773	4.20%	1	0.06%	1	0.06%	0	0.00%	0	0.00%	0	0.00%	0	0.00%	0	0.00%	0	0.00%	2	0.11%
PM2110	Accent [™] DR	227	3.50%	0	0.00%	0	0.00%	0	0.00%	0	0.00%	0	0.00%	0	0.00%	0	0.00%	0	0.00%	0	0.00%
5820	Zephyr [™] DR	284	16.90%	0	0.00%	0	0.00%	0	0.00%	0	0.00%	0	0.00%	0	0.00%	0	0.00%	0	0.00%	0	0.00%
5826	Zephyr [™] XL DR	1,516	6.90%	1	0.07%	0	0.00%	0	0.00%	0	0.00%	0	0.00%	0	0.00%	0	0.00%	0	0.00%	1	0.07%
5816	Victory [™] XL DR	332	5.10%	0	0.00%	0	0.00%	0	0.00%	0	0.00%	0	0.00%	0	0.00%	0	0.00%	0	0.00%	0	0.00%
5386	Indentity ADx [™] XL DR	101	3.00%	0	0.00%	0	0.00%	0	0.00%	0	0.00%	0	0.00%	0	0.00%	0	0.00%	0	0.00%	0	0.00%

Definitions of malfunction categories can be found on [pages 5-6](#).

Single-Chamber Pacemakers

Single-Chamber Pacemakers

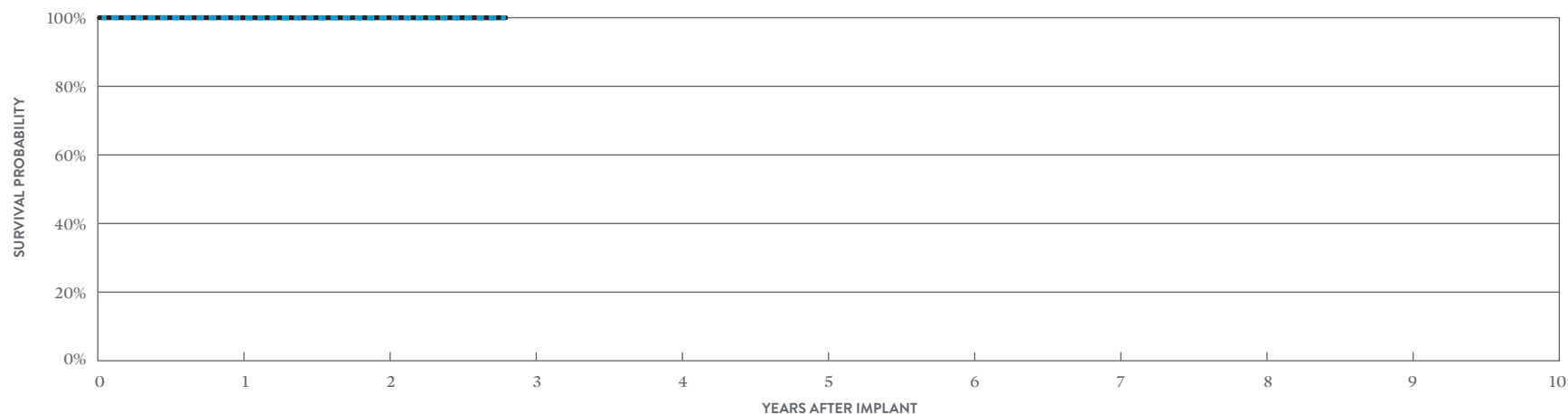
CUSTOMER REPORTED PERFORMANCE DATA

Assurity MRI™

MODEL PM1272

US Regulatory Approval	January 2017
Registered US Implants	16,937
Estimated Active US Implants	14,348
Estimated Longevity	13.7 Years
Normal Battery Depletion	0
Number of US Advisories (see pg. 331)	One

	MALFUNCTIONS W/ COMPROMISED THERAPY		MALFUNCTIONS W/O COMPROMISED THERAPY	
	QTY	RATE	QTY	RATE
Electrical Component	0	0.00%	0	0.00%
Electrical Interconnect	0	0.00%	0	0.00%
Battery	0	0.00%	0	0.00%
Software/Firmware	0	0.00%	0	0.00%
Mechanical	0	0.00%	1	<0.01%
Possible Early Battery Depletion	0	0.00%	0	0.00%
Other	0	0.00%	0	0.00%
Total	0	0.00%	1	<0.01%



INCLUDING NORMAL BATTERY DEPLETION

YEAR	1	2	AT 34 MONTHS
SURVIVAL PROBABILITY	99.98%	99.98%	99.98%
± 1 STANDARD ERROR	0.00%	0.01%	0.01%
SAMPLE SIZE	13,270	6,690	410

EXCLUDING NORMAL BATTERY DEPLETION

YEAR	1	2	AT 34 MONTHS
SURVIVAL PROBABILITY	99.98%	99.98%	99.98%
± 1 STANDARD ERROR	0.00%	0.01%	0.01%

Single-Chamber Pacemakers

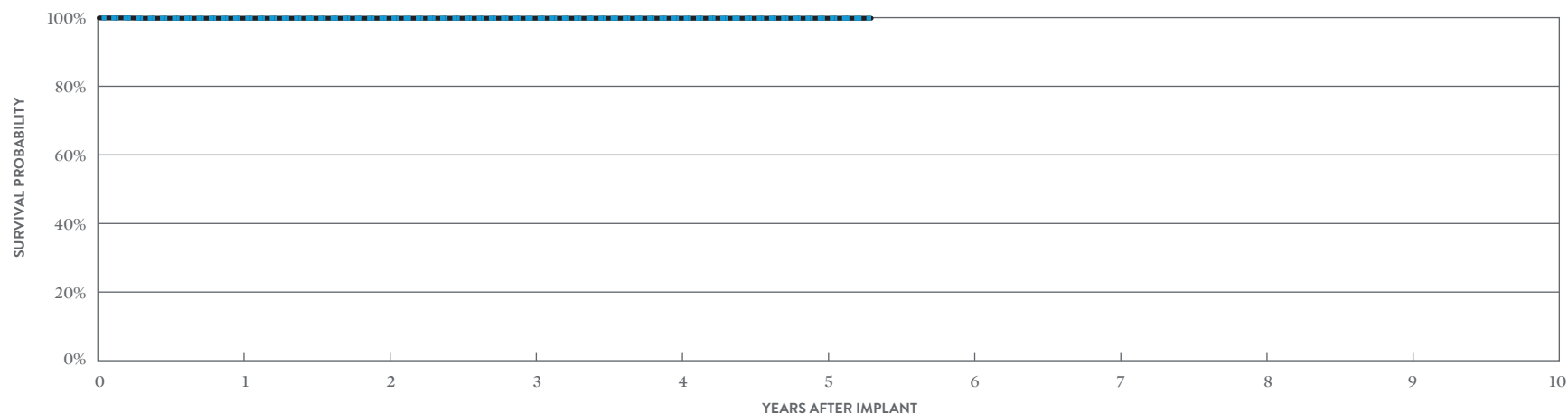
CUSTOMER REPORTED PERFORMANCE DATA

Endurity™ VR

MODEL PM1160

US Regulatory Approval	March 2014
Registered US Implants	2,534
Estimated Active US Implants	1,636
Estimated Longevity	14.6 Years
Normal Battery Depletion	0
Number of US Advisories	None

	MALFUNCTIONS W/ COMPROMISED THERAPY		MALFUNCTIONS W/O COMPROMISED THERAPY	
	QTY	RATE	QTY	RATE
Electrical Component	0	0.00%	0	0.00%
Electrical Interconnect	0	0.00%	0	0.00%
Battery	0	0.00%	0	0.00%
Software/Firmware	0	0.00%	0	0.00%
Mechanical	0	0.00%	1	0.04%
Possible Early Battery Depletion	0	0.00%	0	0.00%
Other	0	0.00%	1	0.04%
Total	0	0.00%	2	0.08%



INCLUDING NORMAL BATTERY DEPLETION

YEAR	1	2	3	4	5	AT 64 MONTHS
SURVIVAL PROBABILITY	99.84%	99.84%	99.84%	99.84%	99.84%	99.84%
± 1 STANDARD ERROR	0.08%	0.08%	0.08%	0.08%	0.08%	0.08%
SAMPLE SIZE	2,340	2,020	1,780	1,430	810	250

EXCLUDING NORMAL BATTERY DEPLETION

YEAR	1	2	3	4	5	AT 64 MONTHS
SURVIVAL PROBABILITY	99.84%	99.84%	99.84%	99.84%	99.84%	99.84%
± 1 STANDARD ERROR	0.08%	0.08%	0.08%	0.08%	0.08%	0.08%

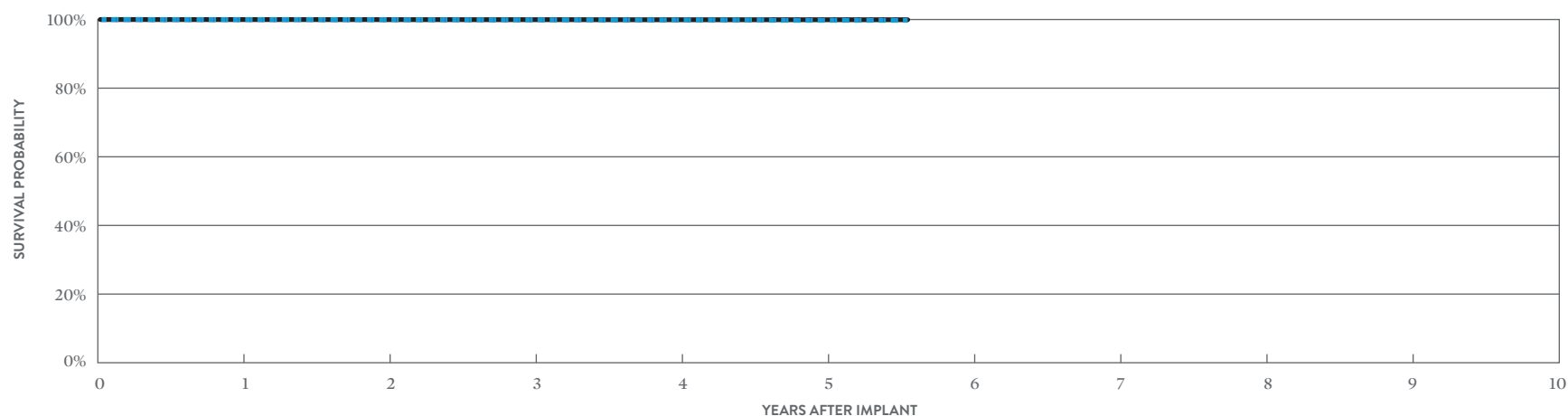
Single-Chamber Pacemakers

CUSTOMER REPORTED PERFORMANCE DATA

Assurity™ VR MODEL PM1240

US Regulatory Approval	March 2014
Registered US Implants	28,220
Estimated Active US Implants	19,268
Estimated Longevity	14.1 Years
Normal Battery Depletion	5
Number of US Advisories (see pg. 331)	One

	MALFUNCTIONS W/ COMPROMISED THERAPY		MALFUNCTIONS W/O COMPROMISED THERAPY	
	QTY	RATE	QTY	RATE
Electrical Component	0	0.00%	3	0.01%
Electrical Interconnect	0	0.00%	0	0.00%
Battery	0	0.00%	0	0.00%
Software/Firmware	0	0.00%	0	0.00%
Mechanical	0	0.00%	4	0.01%
Possible Early Battery Depletion	0	0.00%	0	0.00%
Other	0	0.00%	0	0.00%
Total	0	0.00%	7	0.02%



INCLUDING NORMAL BATTERY DEPLETION

YEAR	1	2	3	4	5	AT 67 MONTHS
SURVIVAL PROBABILITY	99.98%	99.96%	99.92%	99.90%	99.78%	99.78%
± 1 STANDARD ERROR	0.01%	0.01%	0.02%	0.02%	0.06%	0.06%
SAMPLE SIZE	26,170	22,360	18,130	12,010	5,200	220

EXCLUDING NORMAL BATTERY DEPLETION

YEAR	1	2	3	4	5	AT 67 MONTHS
SURVIVAL PROBABILITY	99.98%	99.96%	99.95%	99.93%	99.93%	99.93%
± 1 STANDARD ERROR	0.01%	0.01%	0.02%	0.02%	0.02%	0.02%

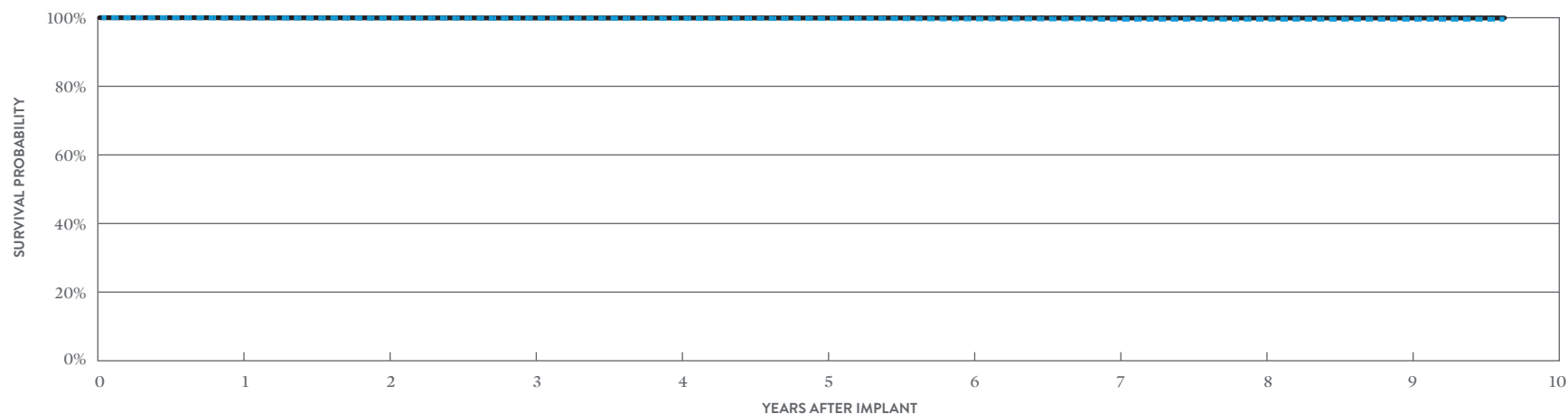
Single-Chamber Pacemakers

CUSTOMER REPORTED PERFORMANCE DATA

Accent™ SR MODEL PM1110

US Regulatory Approval	July 2009
Registered US Implants	13,593
Estimated Active US Implants	6,299
Estimated Longevity	12.9 Years
Normal Battery Depletion	13
Number of US Advisories	None

	MALFUNCTIONS W/ COMPROMISED THERAPY		MALFUNCTIONS W/O COMPROMISED THERAPY	
	QTY	RATE	QTY	RATE
Electrical Component	0	0.00%	2	0.01%
Electrical Interconnect	0	0.00%	0	0.00%
Battery	0	0.00%	0	0.00%
Software/Firmware	0	0.00%	1	<0.01%
Mechanical	0	0.00%	0	0.00%
Possible Early Battery Depletion	0	0.00%	1	<0.01%
Other	0	0.00%	0	0.00%
Total	0	0.00%	4	0.03%



INCLUDING NORMAL BATTERY DEPLETION

YEAR	1	2	3	4	5	6	7	8	9	AT 116 MONTHS
SURVIVAL PROBABILITY	99.92%	99.87%	99.85%	99.80%	99.77%	99.65%	99.55%	99.55%	99.55%	99.55%
± 1 STANDARD ERROR	0.03%	0.03%	0.04%	0.04%	0.05%	0.06%	0.08%	0.08%	0.08%	0.08%
SAMPLE SIZE	12,500	10,730	9,480	8,460	7,630	6,450	4,720	2,900	1,340	210

EXCLUDING NORMAL BATTERY DEPLETION

YEAR	1	2	3	4	5	6	7	8	9	AT 116 MONTHS
SURVIVAL PROBABILITY	99.96%	99.94%	99.92%	99.92%	99.92%	99.92%	99.92%	99.92%	99.92%	99.92%
± 1 STANDARD ERROR	0.02%	0.02%	0.03%	0.03%	0.03%	0.03%	0.03%	0.03%	0.03%	0.03%

Single-Chamber Pacemakers

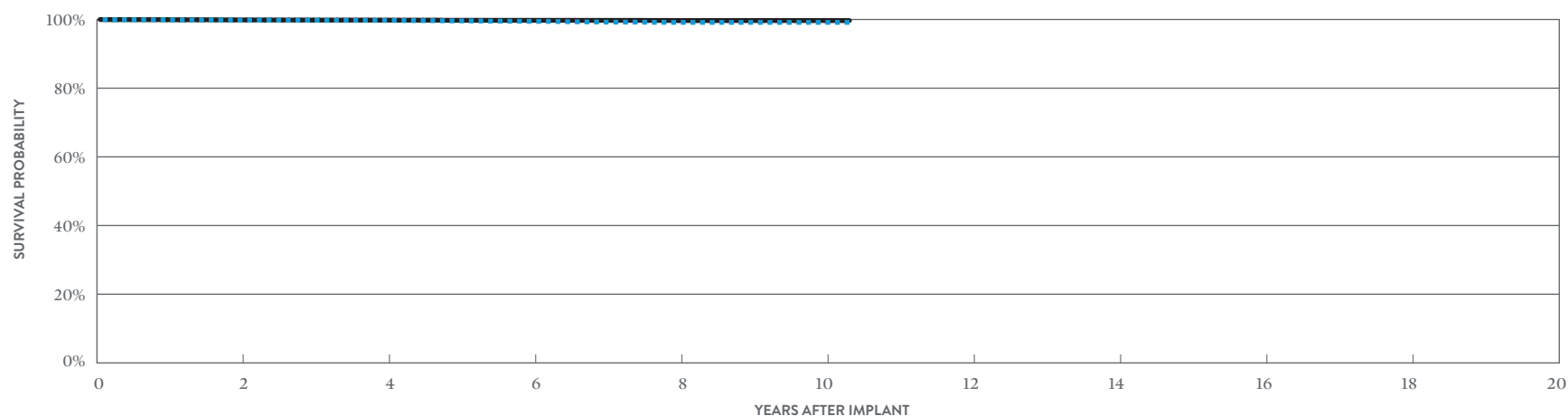
CUSTOMER REPORTED PERFORMANCE DATA

Accent™ SR RF

MODEL PM1210

US Regulatory Approval	July 2009
Registered US Implants	39,813
Estimated Active US Implants	17,857
Estimated Longevity	10.9 Years
Normal Battery Depletion	44
Number of US Advisories (see pg. 331)	One

	MALFUNCTIONS W/ COMPROMISED THERAPY		MALFUNCTIONS W/O COMPROMISED THERAPY	
	QTY	RATE	QTY	RATE
Electrical Component	3	<0.01%	11	0.03%
Electrical Interconnect	1	<0.01%	3	<0.01%
Battery	0	0.00%	1	<0.01%
Software/Firmware	0	0.00%	1	<0.01%
Mechanical	0	0.00%	4	0.01%
Possible Early Battery Depletion	2	<0.01%	3	<0.01%
Other	0	0.00%	7	0.02%
Total	6	0.02%	30	0.08%



INCLUDING NORMAL BATTERY DEPLETION

YEAR	2	4	6	8	10	AT 124 MONTHS
SURVIVAL PROBABILITY	99.80%	99.73%	99.45%	99.15%	99.15%	99.15%
± 1 STANDARD ERROR	0.02%	0.03%	0.05%	0.07%	0.07%	0.07%
SAMPLE SIZE	31,320	24,800	18,960	8,980	1,900	220

EXCLUDING NORMAL BATTERY DEPLETION

YEAR	2	4	6	8	10	AT 124 MONTHS
SURVIVAL PROBABILITY	99.87%	99.81%	99.75%	99.69%	99.69%	99.69%
± 1 STANDARD ERROR	0.02%	0.02%	0.03%	0.04%	0.04%	0.04%

Single-Chamber Pacemakers

ACTIVELY MONITORED STUDY DATA

Accent™ SR RF

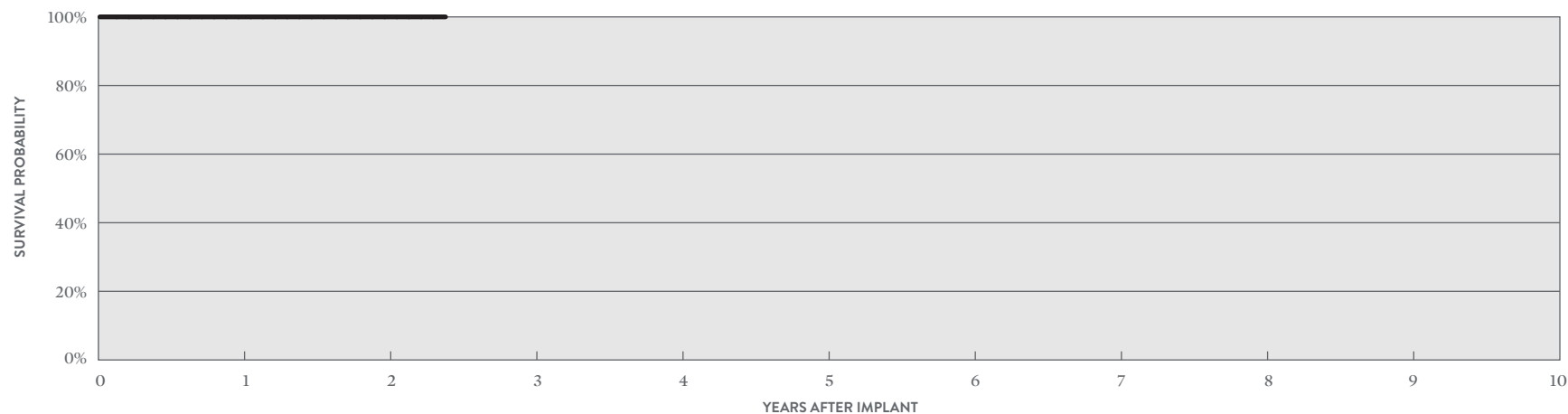
MODEL PM1210

US Regulatory Approval	July 2009
Number of Devices Enrolled in Study	236
Active Devices Enrolled in Study	14
Cumulative Months of Follow-up	5,972
Estimated Longevity	10.9 Years

QUALIFYING COMPLICATIONS

None Reported

	MALFUNCTIONS W/ COMPROMISED THERAPY		MALFUNCTIONS W/O COMPROMISED THERAPY	
	QTY	RATE	QTY	RATE
Electrical Component	0	0.00%	0	0.00%
Electrical Interconnect	0	0.00%	0	0.00%
Battery	0	0.00%	0	0.00%
Software/Firmware	0	0.00%	0	0.00%
Mechanical	0	0.00%	0	0.00%
Possible Early Battery Depletion	0	0.00%	0	0.00%
Other	0	0.00%	0	0.00%
Total	0	0.00%	0	0.00%



ACTIVELY MONITORED STUDY DATA

YEAR	1	2	AT 29 MONTHS
SURVIVAL PROBABILITY	100.00%	100.00%	100.00%
± 1 STANDARD ERROR	0.00%	0.00%	0.00%
SAMPLE SIZE	200	120	50

Single-Chamber Pacemakers

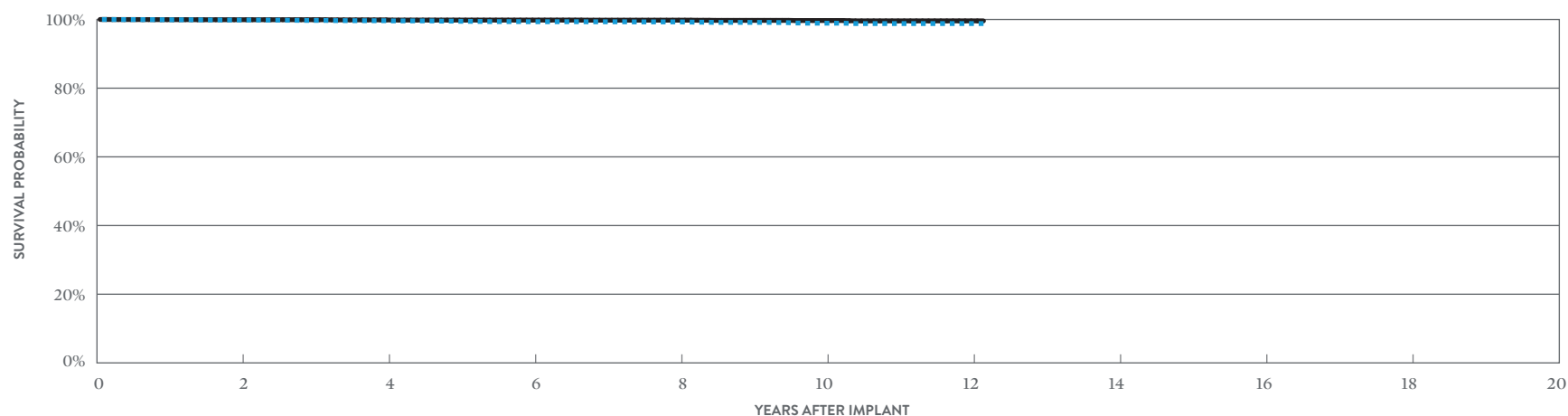
CUSTOMER REPORTED PERFORMANCE DATA

Zephyr™ XL SR

MODEL 5626

US Regulatory Approval	May 2007
Registered US Implants	20,653
Estimated Active US Implants	6,149
Estimated Longevity	15.8 Years
Normal Battery Depletion	34
Number of US Advisories	None

	MALFUNCTIONS W/ COMPROMISED THERAPY		MALFUNCTIONS W/O COMPROMISED THERAPY	
	QTY	RATE	QTY	RATE
Electrical Component	0	0.00%	4	0.02%
Electrical Interconnect	1	<0.01%	0	0.00%
Battery	0	0.00%	0	0.00%
Software/Firmware	0	0.00%	0	0.00%
Mechanical	0	0.00%	0	0.00%
Possible Early Battery Depletion	0	0.00%	0	0.00%
Other	1	<0.01%	11	0.05%
Total	2	<0.01%	15	0.07%



INCLUDING NORMAL BATTERY DEPLETION

YEAR	2	4	6	8	10	12	AT 146 MONTHS
SURVIVAL PROBABILITY	99.83%	99.64%	99.35%	99.30%	98.92%	98.81%	98.81%
± 1 STANDARD ERROR	0.03%	0.05%	0.07%	0.08%	0.11%	0.13%	0.13%
SAMPLE SIZE	15,640	11,780	9,160	7,180	4,820	1,060	250

EXCLUDING NORMAL BATTERY DEPLETION

YEAR	2	4	6	8	10	12	AT 146 MONTHS
SURVIVAL PROBABILITY	99.93%	99.88%	99.83%	99.80%	99.70%	99.59%	99.59%
± 1 STANDARD ERROR	0.02%	0.03%	0.04%	0.04%	0.06%	0.08%	0.08%

Single-Chamber Pacemakers

ACTIVELY MONITORED STUDY DATA

Zephyr™ XL SR

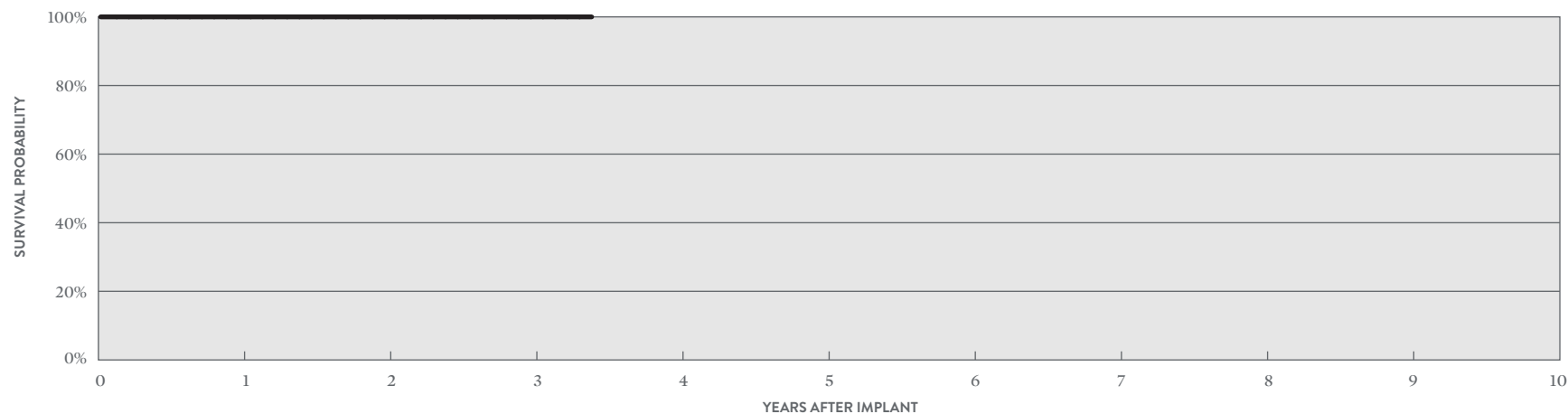
MODEL 5626

US Regulatory Approval	May 2007
Number of Devices Enrolled in Study	230
Active Devices Enrolled in Study	2
Cumulative Months of Follow-up	6,612
Estimated Longevity	15.8 Years

QUALIFYING COMPLICATIONS

None Reported

	MALFUNCTIONS W/ COMPROMISED THERAPY		MALFUNCTIONS W/O COMPROMISED THERAPY	
	QTY	RATE	QTY	RATE
Electrical Component	0	0.00%	0	0.00%
Electrical Interconnect	0	0.00%	0	0.00%
Battery	0	0.00%	0	0.00%
Software/Firmware	0	0.00%	0	0.00%
Mechanical	0	0.00%	0	0.00%
Possible Early Battery Depletion	0	0.00%	0	0.00%
Other	0	0.00%	0	0.00%
Total	0	0.00%	0	0.00%



ACTIVELY MONITORED STUDY DATA

YEAR	1	2	3	AT 41 MONTHS
SURVIVAL PROBABILITY	100.00%	100.00%	100.00%	100.00%
± 1 STANDARD ERROR	0.00%	0.00%	0.00%	0.00%
SAMPLE SIZE	220	180	120	50

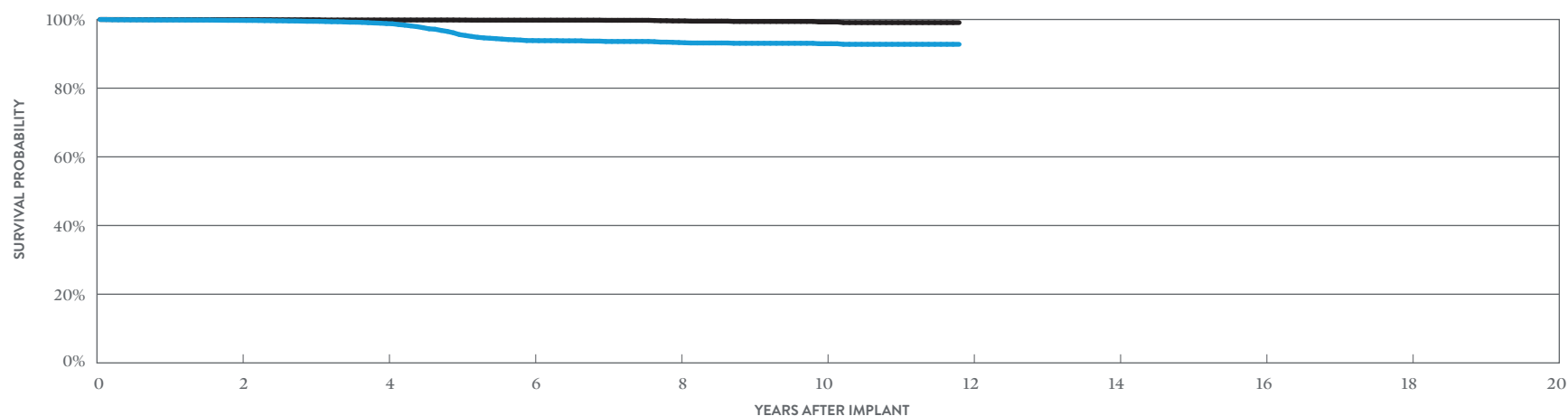
Single-Chamber Pacemakers

CUSTOMER REPORTED PERFORMANCE DATA

Zephyr™ SR MODEL 5620

US Regulatory Approval	March 2007
Registered US Implants	17,458
Estimated Active US Implants	5,442
Estimated Longevity	8.8 Years
Normal Battery Depletion	206
Number of US Advisories	None

	MALFUNCTIONS W/ COMPROMISED THERAPY		MALFUNCTIONS W/O COMPROMISED THERAPY	
	QTY	RATE	QTY	RATE
Electrical Component	0	0.00%	4	0.02%
Electrical Interconnect	0	0.00%	0	0.00%
Battery	0	0.00%	0	0.00%
Software/Firmware	0	0.00%	2	0.01%
Mechanical	1	<0.01%	0	0.00%
Possible Early Battery Depletion	0	0.00%	0	0.00%
Other	0	0.00%	11	0.06%
Total	1	<0.01%	17	0.10%



INCLUDING NORMAL BATTERY DEPLETION

YEAR	2	4	6	8	10	AT 142 MONTHS
SURVIVAL PROBABILITY	99.74%	98.81%	93.86%	93.29%	92.94%	92.77%
± 1 STANDARD ERROR	0.04%	0.10%	0.27%	0.29%	0.32%	0.34%
SAMPLE SIZE	12,650	9,340	6,680	3,750	1,610	210

EXCLUDING NORMAL BATTERY DEPLETION

YEAR	2	4	6	8	10	AT 142 MONTHS
SURVIVAL PROBABILITY	99.94%	99.85%	99.80%	99.58%	99.27%	99.09%
± 1 STANDARD ERROR	0.02%	0.04%	0.05%	0.09%	0.16%	0.20%

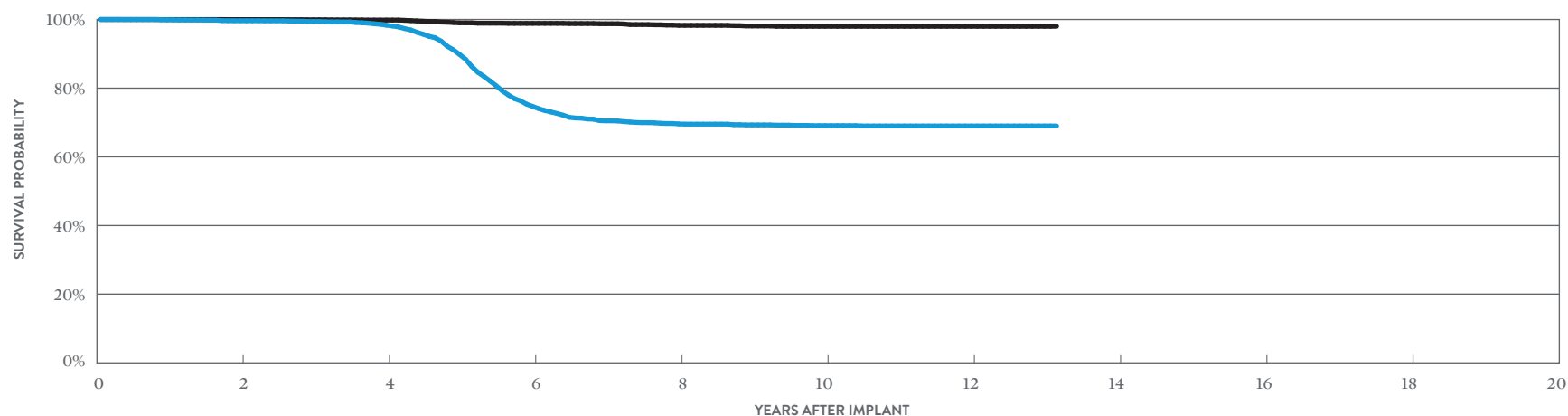
Single-Chamber Pacemakers

CUSTOMER REPORTED PERFORMANCE DATA

Victory™ SR MODEL 5610

US Regulatory Approval	December 2005
Registered US Implants	13,690
Estimated Active US Implants	1,915
Estimated Longevity	8.8 Years
Normal Battery Depletion	670
Number of US Advisories	None

	MALFUNCTIONS W/ COMPROMISED THERAPY		MALFUNCTIONS W/O COMPROMISED THERAPY	
	QTY	RATE	QTY	RATE
Electrical Component	0	0.00%	25	0.18%
Electrical Interconnect	0	0.00%	0	0.00%
Battery	0	0.00%	0	0.00%
Software/Firmware	0	0.00%	1	<0.01%
Mechanical	0	0.00%	0	0.00%
Possible Early Battery Depletion	0	0.00%	1	<0.01%
Other	1	<0.01%	12	0.09%
Total	1	<0.01%	39	0.28%



INCLUDING NORMAL BATTERY DEPLETION

YEAR	2	4	6	8	10	12	AT 158 MONTHS
SURVIVAL PROBABILITY	99.63%	98.33%	74.70%	69.58%	69.09%	69.00%	69.00%
± 1 STANDARD ERROR	0.06%	0.13%	0.56%	0.62%	0.63%	0.63%	0.63%
SAMPLE SIZE	10,020	7,060	4,630	2,800	1,940	1,230	250

EXCLUDING NORMAL BATTERY DEPLETION

YEAR	2	4	6	8	10	12	AT 158 MONTHS
SURVIVAL PROBABILITY	99.96%	99.83%	98.87%	98.29%	98.01%	98.01%	98.01%
± 1 STANDARD ERROR	0.02%	0.05%	0.14%	0.19%	0.23%	0.23%	0.23%

Single-Chamber Pacemakers

CUSTOMER REPORTED PERFORMANCE DATA

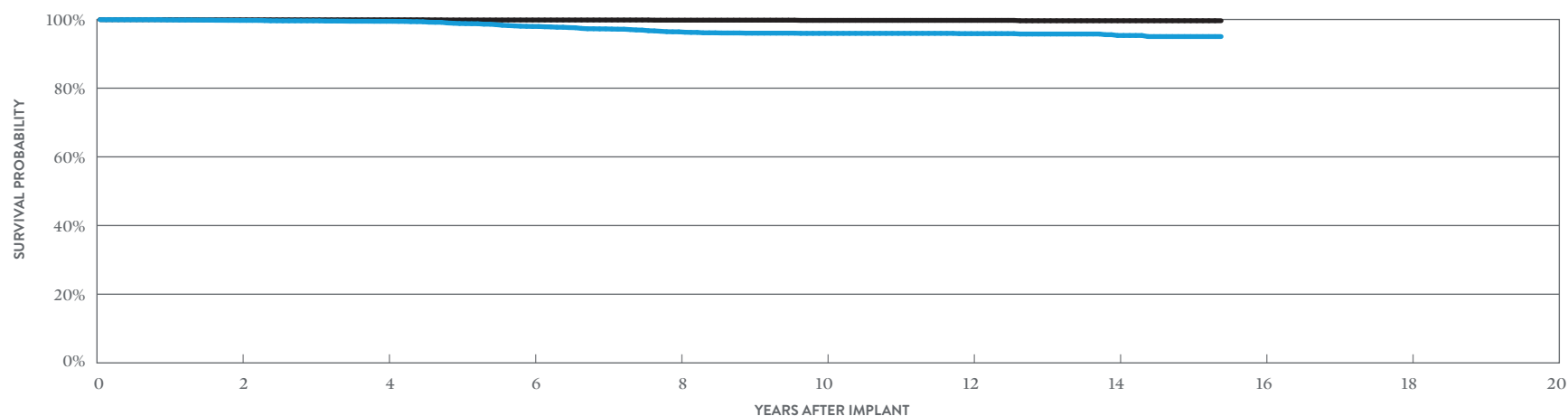
Verity ADx™ XL SR MODEL 5156

Verity ADx™ XL SR M/S MODEL 5157M/S

Verity ADx™ XL SC MODEL 5056

US Regulatory Approval	May 2003
Registered US Implants	14,511
Estimated Active US Implants	3,251
Estimated Longevity	10.2 Years
Normal Battery Depletion	95
Number of US Advisories	None

	MALFUNCTIONS W/ COMPROMISED THERAPY		MALFUNCTIONS W/O COMPROMISED THERAPY	
	QTY	RATE	QTY	RATE
Electrical Component	1	<0.01%	4	0.03%
Electrical Interconnect	0	0.00%	0	0.00%
Battery	0	0.00%	0	0.00%
Software/Firmware	0	0.00%	1	<0.01%
Mechanical	0	0.00%	1	<0.01%
Possible Early Battery Depletion	0	0.00%	0	0.00%
Other	0	0.00%	3	0.02%
Total	1	<0.01%	9	0.06%



INCLUDING NORMAL BATTERY DEPLETION

YEAR	2	4	6	8	10	12	14	AT 185 MONTHS
SURVIVAL PROBABILITY	99.73%	99.47%	97.97%	96.41%	95.96%	95.88%	95.34%	95.03%
± 1 STANDARD ERROR	0.05%	0.07%	0.17%	0.25%	0.27%	0.27%	0.32%	0.42%
SAMPLE SIZE	10,870	7,830	5,650	4,350	3,470	2,560	1,140	200

EXCLUDING NORMAL BATTERY DEPLETION

YEAR	2	4	6	8	10	12	14	AT 185 MONTHS
SURVIVAL PROBABILITY	99.91%	99.91%	99.85%	99.80%	99.74%	99.74%	99.63%	99.63%
± 1 STANDARD ERROR	0.03%	0.03%	0.04%	0.05%	0.07%	0.07%	0.10%	0.10%

Single-Chamber Pacemakers

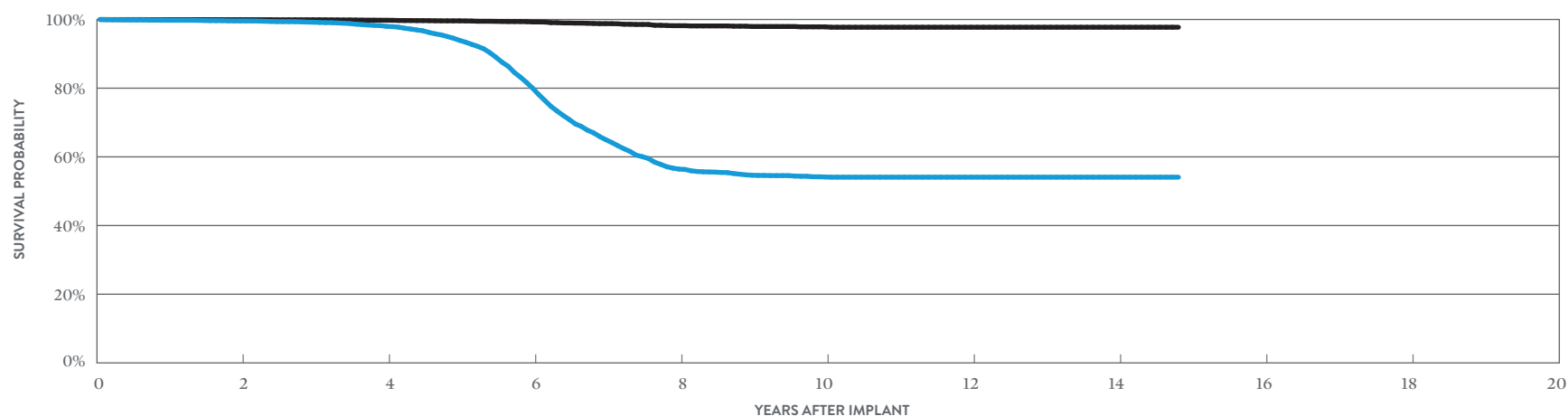
CUSTOMER REPORTED PERFORMANCE DATA

Identity ADx™ SR

MODEL 5180

US Regulatory Approval	May 2003
Registered US Implants	20,871
Estimated Active US Implants	1,888
Estimated Longevity	5.7 Years
Normal Battery Depletion	1,243
Number of US Advisories	None

	MALFUNCTIONS W/ COMPROMISED THERAPY		MALFUNCTIONS W/O COMPROMISED THERAPY	
	QTY	RATE	QTY	RATE
Electrical Component	0	0.00%	35	0.17%
Electrical Interconnect	0	0.00%	0	0.00%
Battery	0	0.00%	0	0.00%
Software/Firmware	0	0.00%	6	0.03%
Mechanical	0	0.00%	1	<0.01%
Possible Early Battery Depletion	0	0.00%	8	0.04%
Other	0	0.00%	8	0.04%
Total	0	0.00%	58	0.28%



INCLUDING NORMAL BATTERY DEPLETION

YEAR	2	4	6	8	10	12	14	AT 178 MONTHS
SURVIVAL PROBABILITY	99.57%	98.01%	80.00%	56.43%	54.14%	54.08%	54.08%	54.08%
± 1 STANDARD ERROR	0.05%	0.12%	0.43%	0.61%	0.63%	0.63%	0.63%	0.63%
SAMPLE SIZE	15,390	10,830	6,790	3,430	2,030	1,320	660	220

EXCLUDING NORMAL BATTERY DEPLETION

YEAR	2	4	6	8	10	12	14	AT 178 MONTHS
SURVIVAL PROBABILITY	99.94%	99.78%	99.27%	98.19%	97.85%	97.74%	97.74%	97.74%
± 1 STANDARD ERROR	0.02%	0.04%	0.08%	0.19%	0.22%	0.24%	0.24%	0.24%

Single-Chamber Pacemakers

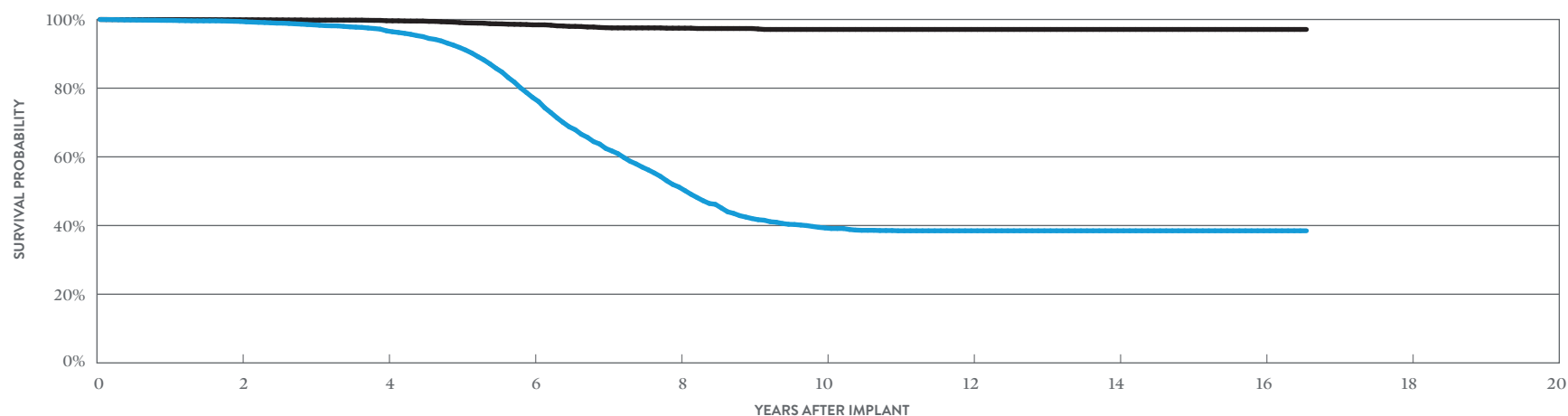
CUSTOMER REPORTED PERFORMANCE DATA

Identity™ SR

MODEL 5172

US Regulatory Approval	November 2001
Registered US Implants	21,885
Estimated Active US Implants	987
Estimated Longevity	7.8 Years
Normal Battery Depletion	1,474
Number of US Advisories (see pg. 335)	One

	MALFUNCTIONS W/ COMPROMISED THERAPY		MALFUNCTIONS W/O COMPROMISED THERAPY	
	QTY	RATE	QTY	RATE
Electrical Component	1	<0.01%	64	0.29%
Electrical Interconnect	0	0.00%	0	0.00%
Battery	0	0.00%	0	0.00%
Software/Firmware	0	0.00%	1	<0.01%
Mechanical	0	0.00%	0	0.00%
Possible Early Battery Depletion	0	0.00%	8	0.04%
Other	0	0.00%	6	0.03%
Total	1	<0.01%	79	0.36%



INCLUDING NORMAL BATTERY DEPLETION

YEAR	2	4	6	8	10	12	14	16	AT 199 MONTHS
SURVIVAL PROBABILITY	99.43%	96.70%	77.30%	51.22%	39.29%	38.47%	38.47%	38.47%	38.47%
± 1 STANDARD ERROR	0.05%	0.14%	0.45%	0.65%	0.70%	0.71%	0.71%	0.71%	0.71%
SAMPLE SIZE	16,210	11,390	6,580	2,760	1,340	1,030	770	390	210

EXCLUDING NORMAL BATTERY DEPLETION

YEAR	2	4	6	8	10	12	14	16	AT 199 MONTHS
SURVIVAL PROBABILITY	99.92%	99.63%	98.44%	97.47%	97.10%	97.10%	97.10%	97.10%	97.10%
± 1 STANDARD ERROR	0.02%	0.04%	0.13%	0.21%	0.26%	0.26%	0.26%	0.26%	0.26%

Single-Chamber Pacemakers

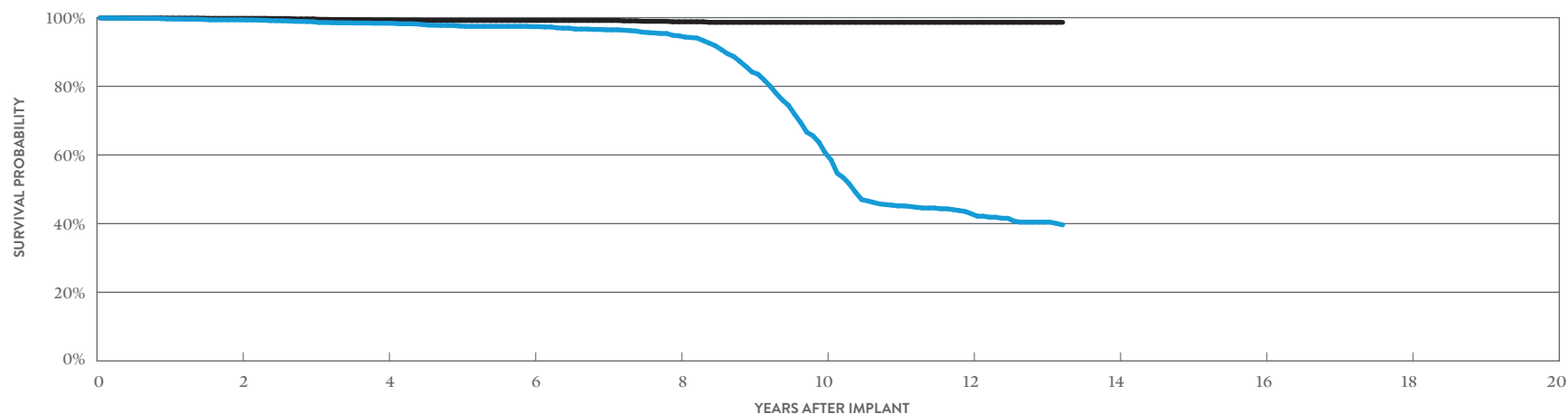
CUSTOMER REPORTED PERFORMANCE DATA

Microny™

MODELS 2425T, 2525T & 2535K

US Regulatory Approval	April 2001
Registered US Implants	7,876
Estimated Active US Implants	1,448
Estimated Longevity	7.5 Years
Normal Battery Depletion	309
Number of US Advisories	None

	MALFUNCTIONS W/ COMPROMISED THERAPY		MALFUNCTIONS W/O COMPROMISED THERAPY	
	QTY	RATE	QTY	RATE
Electrical Component	0	0.00%	1	0.01%
Electrical Interconnect	0	0.00%	0	0.00%
Battery	0	0.00%	0	0.00%
Software/Firmware	0	0.00%	0	0.00%
Mechanical	0	0.00%	0	0.00%
Possible Early Battery Depletion	0	0.00%	1	0.01%
Other	0	0.00%	0	0.00%
Total	0	0.00%	2	0.03%



INCLUDING NORMAL BATTERY DEPLETION

YEAR	2	4	6	8	10	12	AT 159 MONTHS
SURVIVAL PROBABILITY	99.37%	98.38%	97.38%	94.71%	60.66%	42.86%	39.63%
± 1 STANDARD ERROR	0.10%	0.19%	0.26%	0.46%	1.36%	1.45%	1.51%
SAMPLE SIZE	5,200	3,520	2,340	1,520	880	390	200

EXCLUDING NORMAL BATTERY DEPLETION

YEAR	2	4	6	8	10	12	AT 159 MONTHS
SURVIVAL PROBABILITY	99.79%	99.32%	99.19%	98.80%	98.64%	98.64%	98.64%
± 1 STANDARD ERROR	0.06%	0.12%	0.14%	0.21%	0.24%	0.24%	0.24%

Single-Chamber Pacemakers

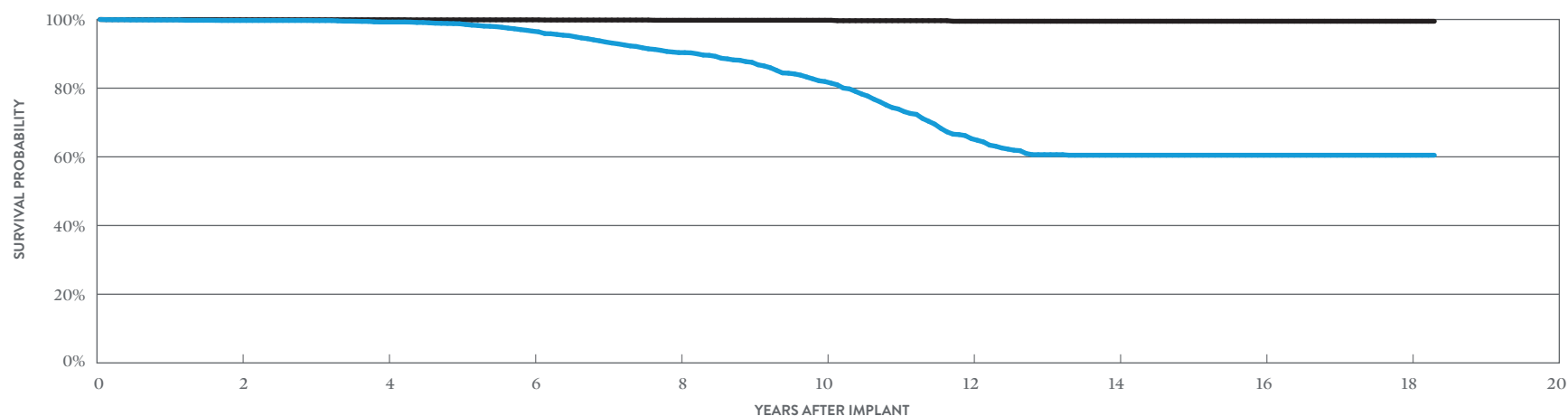
CUSTOMER REPORTED PERFORMANCE DATA

Integrity™ SR

MODEL 5142

US Regulatory Approval	April 2000
Registered US Implants	10,493
Estimated Active US Implants	563
Estimated Longevity	8.6 Years
Normal Battery Depletion	386
Number of US Advisories	None

	MALFUNCTIONS W/ COMPROMISED THERAPY		MALFUNCTIONS W/O COMPROMISED THERAPY	
	QTY	RATE	QTY	RATE
Electrical Component	0	0.00%	5	0.05%
Electrical Interconnect	0	0.00%	0	0.00%
Battery	0	0.00%	0	0.00%
Software/Firmware	0	0.00%	0	0.00%
Mechanical	0	0.00%	1	<0.01%
Possible Early Battery Depletion	0	0.00%	1	<0.01%
Other	1	<0.01%	0	0.00%
Total	1	<0.01%	7	0.07%



INCLUDING NORMAL BATTERY DEPLETION

YEAR	2	4	6	8	10	12	14	16	18	AT 220 MONTHS
SURVIVAL PROBABILITY	99.71%	99.26%	96.60%	90.35%	81.92%	65.30%	60.48%	60.48%	60.48%	60.48%
± 1 STANDARD ERROR	0.06%	0.10%	0.25%	0.48%	0.71%	1.00%	1.08%	1.08%	1.08%	1.08%
SAMPLE SIZE	8,050	5,870	4,210	2,920	1,970	1,260	750	500	300	200

EXCLUDING NORMAL BATTERY DEPLETION

YEAR	2	4	6	8	10	12	14	16	18	AT 220 MONTHS
SURVIVAL PROBABILITY	99.93%	99.93%	99.89%	99.77%	99.77%	99.48%	99.48%	99.48%	99.48%	99.48%
± 1 STANDARD ERROR	0.03%	0.03%	0.04%	0.07%	0.07%	0.16%	0.16%	0.16%	0.16%	0.16%

SUMMARY INFORMATION
Single-Chamber
Pacemakers

Single-Chamber Pacemakers

Survival Probability Summary

INCLUDING NORMAL BATTERY DEPLETION

MODELS	FAMILY	1 YEAR	2 YEAR	3 YEAR	4 YEAR	5 YEAR	6 YEAR	7 YEAR	8 YEAR	9 YEAR	10 YEAR
PM1272	AssurityMRI™	99.98%	99.98%								
PM1160	Endurity™ SR	99.84%	99.84%	99.84%	99.84%	99.84%					
PM1240	Assurity™ SR	99.98%	99.96%	99.92%	99.90%	99.78%					
PM1110	Accent™ SR	99.92%	99.87%	99.85%	99.80%	99.77%	99.65%	99.55%	99.55%	99.55%	
PM1210	Accent™ SR RF	99.89%	99.80%	99.76%	99.73%	99.60%	99.45%	99.23%	99.15%	99.15%	99.15%
5626	Zephyr™ XL SR	99.92%	99.83%	99.73%	99.64%	99.47%	99.35%	99.33%	99.30%	99.15%	98.92%
5620	Zephyr™ SR	99.86%	99.74%	99.47%	98.81%	95.59%	93.86%	93.60%	93.29%	93.07%	92.94%
5610	Victory™ SR	99.92%	99.63%	99.41%	98.33%	89.83%	74.70%	70.49%	69.58%	69.30%	69.09%
5156/5157/5056	Verity ADx™ XL SR/SR(M/S)/SC	99.87%	99.73%	99.60%	99.47%	98.83%	97.97%	97.26%	96.41%	96.02%	95.96%
5180	Identity ADx™ SR	99.79%	99.57%	99.20%	98.01%	93.93%	80.00%	65.00%	56.43%	54.64%	54.14%
5172	Identity™ SR	99.74%	99.43%	98.44%	96.70%	91.85%	77.30%	62.45%	51.22%	42.04%	39.29%
2425T/2525T/2535T	Microny™	99.63%	99.37%	98.81%	98.38%	97.55%	97.38%	96.46%	94.71%	84.18%	60.66%
5142	Integrity™ SR	99.86%	99.71%	99.68%	99.26%	98.76%	96.60%	93.43%	90.35%	87.53%	81.92%

Single-Chamber Pacemakers

Survival Probability Summary

EXCLUDING NORMAL BATTERY DEPLETION

MODELS	FAMILY	1 YEAR	2 YEAR	3 YEAR	4 YEAR	5 YEAR	6 YEAR	7 YEAR	8 YEAR	9 YEAR	10 YEAR
PM1272	AssurityMRI™	99.98%	99.98%								
PM1160	Endurity™ SR	99.84%	99.84%	99.84%	99.84%	99.84%					
PM1240	Assurity™ SR	99.98%	99.96%	99.95%	99.93%	99.93%					
PM1110	Accent™ SR	99.96%	99.94%	99.92%	99.92%	99.92%	99.92%	99.92%	99.92%	99.92%	
PM1210	Accent™ SR RF	99.93%	99.87%	99.83%	99.81%	99.76%	99.75%	99.74%	99.69%	99.69%	99.69%
5626	Zephyr™ XL SR	99.95%	99.93%	99.93%	99.88%	99.83%	99.83%	99.80%	99.80%	99.74%	99.70%
5620	Zephyr™ SR	99.97%	99.94%	99.92%	99.85%	99.83%	99.80%	99.76%	99.58%	99.42%	99.27%
5610	Victory™ SR	99.98%	99.96%	99.91%	99.83%	99.02%	98.87%	98.76%	98.29%	98.11%	98.01%
5156/5157/5056	Verity ADx™ XL SR/SR(M/S)/SC	99.97%	99.91%	99.91%	99.91%	99.85%	99.85%	99.85%	99.80%	99.80%	99.74%
5180	Identity ADx™ SR	99.96%	99.94%	99.91%	99.78%	99.60%	99.27%	98.79%	98.19%	97.95%	97.85%
5172	Identity™ SR	99.97%	99.92%	99.81%	99.63%	99.10%	98.44%	97.61%	97.47%	97.37%	97.10%
2425T/2525T/2535T	Microny™	99.87%	99.79%	99.62%	99.32%	99.19%	99.19%	99.19%	98.80%	98.64%	98.64%
5142	Integrity™ SR	99.98%	99.93%	99.93%	99.93%	99.89%	99.89%	99.84%	99.77%	99.77%	99.77%

Single-Chamber Pacemakers

US Malfunction Summary

WITH COMPROMISED THERAPY

MODELS	FAMILY	REGISTERED US IMPLANTS	PERCENT RETURNED FOR ANALYSIS	ELECTRICAL COMPONENT		ELECTRICAL INTERCONNECT		BATTERY		SOFTWARE/FIRMWARE		MECHANICAL		POSSIBLE EARLY BATTERY DEPLETION		OTHER		TOTAL	
				QTY	RATE	QTY	RATE	QTY	RATE	QTY	RATE	QTY	RATE	QTY	RATE	QTY	RATE	QTY	RATE
PM1272	Assurity MRI™	16,937	0.00%	0	0.00%	0	0.00%	0	0.00%	0	0.00%	0	0.00%	0	0.00%	0	0.00%	0	0.00%
PM1160	Endurity™ SR	2,534	0.50%	0	0.00%	0	0.00%	0	0.00%	0	0.00%	0	0.00%	0	0.00%	0	0.00%	0	0.00%
PM1240	Assurity™ SR	28,220	0.10%	0	0.00%	0	0.00%	0	0.00%	0	0.00%	0	0.00%	0	0.00%	0	0.00%	0	0.00%
PM1110	Accent™ SR	13,593	3.60%	0	0.00%	0	0.00%	0	0.00%	0	0.00%	0	0.00%	0	0.00%	0	0.00%	0	0.00%
PM1210	Accent™ SR RF	39,813	3.60%	3	<0.01%	1	<0.01%	0	0.00%	0	0.00%	0	0.00%	2	<0.01%	0	0.00%	6	0.02%
5626	Zephyr™ XL SR	20,653	5.40%	0	0.00%	1	<0.01%	0	0.00%	0	0.00%	0	0.00%	0	0.00%	1	<0.01%	2	<0.01%
5620	Zephyr™ SR	17,458	5.60%	0	0.00%	0	0.00%	0	0.00%	0	0.00%	1	<0.01%	0	0.00%	0	0.00%	1	<0.01%
5610	Victory™ SR	13,690	12.70%	0	0.00%	0	0.00%	0	0.00%	0	0.00%	0	0.00%	0	0.00%	1	<0.01%	1	<0.01%
5156/5157/5056	Verity ADx™ XL SR/SR(M/S)/SC	14,511	5.80%	1	<0.01%	0	0.00%	0	0.00%	0	0.00%	0	0.00%	0	0.00%	0	0.00%	1	<0.01%
5180	Identity ADx™ SR	20,871	11.70%	0	0.00%	0	0.00%	0	0.00%	0	0.00%	0	0.00%	0	0.00%	0	0.00%	0	0.00%
5172	Identity™ SR	21,885	11.30%	1	<0.01%	0	0.00%	0	0.00%	0	0.00%	0	0.00%	0	0.00%	0	0.00%	1	<0.01%
2425T/2525T/2535T	Microny™	7,876	6.40%	0	0.00%	0	0.00%	0	0.00%	0	0.00%	0	0.00%	0	0.00%	0	0.00%	0	0.00%
5142	Integrity™ SR	10,493	8.60%	0	0.00%	0	0.00%	0	0.00%	0	0.00%	0	0.00%	0	0.00%	1	<0.01%	1	<0.01%

Definitions of malfunction categories can be found on [pages 5-6](#).

Single-Chamber Pacemakers

US Malfunction Summary

WITHOUT COMPROMISED THERAPY

MODELS	FAMILY	REGISTERED US IMPLANTS	PERCENT RETURNED FOR ANALYSIS	ELECTRICAL COMPONENT		ELECTRICAL INTERCONNECT		BATTERY		SOFTWARE/ FIRMWARE		MECHANICAL		POSSIBLE EARLY BATTERY DEPLETION		OTHER		TOTAL	
				QTY	RATE	QTY	RATE	QTY	RATE	QTY	RATE	QTY	RATE	QTY	RATE	QTY	RATE	QTY	RATE
PM1272	Assurity MRI™	16,937	0.00%	0	0.00%	0	0.00%	0	0.00%	0	0.00%	1	<0.01%	0	0.00%	0	0.00%	1	<0.01%
PM1160	Endurity™ SR	2,534	0.50%	0	0.00%	0	0.00%	0	0.00%	0	0.00%	1	0.04%	0	0.00%	1	0.04%	2	0.08%
PM1240	Assurity™ SR	28,220	0.10%	3	0.01%	0	0.00%	0	0.00%	0	0.00%	4	0.01%	0	0.00%	0	0.00%	7	0.02%
PM1110	Accent™ SR	13,593	3.60%	2	0.01%	0	0.00%	0	0.00%	1	<0.01%	0	0.00%	1	<0.01%	0	0.00%	4	0.03%
PM1210	Accent™ SR RF	39,813	3.60%	11	0.03%	3	<0.01%	1	<0.01%	1	<0.01%	4	0.01%	3	<0.01%	7	0.02%	30	0.08%
5626	Zephyr™ XL SR	20,653	5.40%	4	0.02%	0	0.00%	0	0.00%	0	0.00%	0	0.00%	0	0.00%	11	0.05%	15	0.07%
5620	Zephyr™ SR	17,458	5.60%	4	0.02%	0	0.00%	0	0.00%	2	0.01%	0	0.00%	0	0.00%	11	0.06%	17	0.10%
5610	Victory™ SR	13,690	12.70%	25	0.18%	0	0.00%	0	0.00%	1	<0.01%	0	0.00%	1	<0.01%	12	0.09%	39	0.28%
5156/5157/5056	Verity ADx™ XL SR/SR(M/S)/SC	14,511	5.80%	4	0.03%	0	0.00%	0	0.00%	1	<0.01%	1	<0.01%	0	0.00%	3	0.02%	9	0.06%
5180	Identity ADx™ SR	20,871	11.70%	35	0.17%	0	0.00%	0	0.00%	6	0.03%	1	<0.01%	8	0.04%	8	0.04%	58	0.28%
5172	Identity™ SR	21,885	11.30%	64	0.29%	0	0.00%	0	0.00%	1	<0.01%	0	0.00%	8	0.04%	6	0.03%	79	0.36%
2425T/2525T/2535T	Microny™	7,876	6.40%	1	0.01%	0	0.00%	0	0.00%	0	0.00%	0	0.00%	1	0.01%	0	0.00%	2	0.03%
5142	Integrity™ SR	10,493	8.60%	5	0.05%	0	0.00%	0	0.00%	0	0.00%	1	<0.01%	1	<0.01%	0	0.00%	7	0.07%

Definitions of malfunction categories can be found on [pages 5-6](#).

Single-Chamber Pacemakers

Worldwide Malfunction Summary

WITH COMPROMISED THERAPY

MODELS	FAMILY	WORLDWIDE SALES	PERCENT RETURNED FOR ANALYSIS	ELECTRICAL COMPONENT		ELECTRICAL INTERCONNECT		BATTERY		SOFTWARE/FIRMWARE		MECHANICAL		POSSIBLE EARLY BATTERY DEPLETION		OTHER		TOTAL	
				QTY	RATE	QTY	RATE	QTY	RATE	QTY	RATE	QTY	RATE	QTY	RATE	QTY	RATE	QTY	RATE
PM1272	Assurity MRI™	76,478	0.65%	2	<0.01%	0	0.00%	0	0.00%	0	0.00%	0	0.00%	1	<0.01%	0	0.00%	3	<0.01%
PM1160	Endurity™ SR	27,007	0.70%	1	<0.01%	0	0.00%	0	0.00%	0	0.00%	0	0.00%	0	0.00%	0	0.00%	1	<0.01%
PM1240	Assurity™ SR	31,923	4.01%	0	0.00%	0	0.00%	0	0.00%	0	0.00%	0	0.00%	0	0.00%	0	0.00%	0	0.00%
PM1110	Accent™ SR	56,090	2.10%	0	0.00%	0	0.00%	0	0.00%	0	0.00%	0	0.00%	0	0.00%	0	0.00%	0	0.00%
PM1210	Accent™ SR RF	48,862	5.93%	5	0.01%	1	<0.01%	0	0.00%	0	0.00%	0	0.00%	2	<0.01%	0	0.00%	8	0.02%

WITHOUT COMPROMISED THERAPY

MODELS	FAMILY	WORLDWIDE SALES	PERCENT RETURNED FOR ANALYSIS	ELECTRICAL COMPONENT		ELECTRICAL INTERCONNECT		BATTERY		SOFTWARE/FIRMWARE		MECHANICAL		POSSIBLE EARLY BATTERY DEPLETION		OTHER		TOTAL	
				QTY	RATE	QTY	RATE	QTY	RATE	QTY	RATE	QTY	RATE	QTY	RATE	QTY	RATE	QTY	RATE
PM1272	Assurity MRI™	76,478	0.65%	1	<0.01%	0	0.00%	0	0.00%	0	0.00%	3	<0.01%	0	0.00%	0	0.00%	4	<0.01%
PM1160	Endurity™ SR	27,007	0.70%	0	0.00%	0	0.00%	0	0.00%	0	0.00%	3	0.01%	0	0.00%	1	<0.01%	4	0.01%
PM1240	Assurity™ SR	31,923	4.01%	4	0.01%	0	0.00%	0	0.00%	0	0.00%	5	0.02%	0	0.00%	0	0.00%	9	0.03%
PM1110	Accent™ SR	56,090	2.10%	4	<0.01%	0	0.00%	0	0.00%	2	<0.01%	0	0.00%	1	<0.01%	3	<0.01%	10	0.02%
PM1210	Accent™ SR RF	48,862	5.93%	14	0.03%	3	<0.01%	1	<0.01%	1	<0.01%	4	<0.01%	3	<0.01%	9	0.02%	35	0.07%

Definitions of malfunction categories can be found on [pages 5-6](#).

Single-Chamber Pacemakers

Actively Monitored Study Data Summary

QUALIFYING COMPLICATIONS

MODELS	NUMBER OF DEVICES ENROLLED	ACTIVE DEVICES ENROLLED	CUMULATIVE MONTHS OF FOLLOW-UP	LOSS OF TELEMETRY		PERICARDIAL EFFUSION		PREMATURE BATTERY DEPLETION		SKIN EROSION		TOTAL	
				QTY	RATE	QTY	RATE	QTY	RATE	QTY	RATE	QTY	RATE
PM1210	236	14	5,972	0	0.00%	0	0.00%	0	0.00%	0	0.00%	0	0.00%
5626	230	2	6,612	0	0.00%	0	0.00%	0	0.00%	0	0.00%	0	0.00%

MALFUNCTIONS WITH COMPROMISED THERAPY

MODELS	FAMILY	NUMBER OF DEVICES ENROLLED	PERCENT RETURNED FOR ANALYSIS	ELECTRICAL COMPONENT		ELECTRICAL INTERCONNECT		BATTERY		SOFTWARE/ FIRM-WARE		MECHANICAL		POSSIBLE EARLY BATTERY DEPLETION		OTHER		TOTAL	
				QTY	RATE	QTY	RATE	QTY	RATE	QTY	RATE	QTY	RATE	QTY	RATE	QTY	RATE	QTY	RATE
PM1210	Accent™ VR	236	3.40%	0	0.00%	0	0.00%	0	0.00%	0	0.00%	0	0.00%	0	0.00%	0	0.00%	0	0.00%
5626	Zephyr™ XL SR	230	3.90%	0	0.00%	0	0.00%	0	0.00%	0	0.00%	0	0.00%	0	0.00%	0	0.00%	0	0.00%

MALFUNCTIONS WITHOUT COMPROMISED THERAPY

MODELS	FAMILY	NUMBER OF DEVICES ENROLLED	PERCENT RETURNED FOR ANALYSIS	ELECTRICAL COMPONENT		ELECTRICAL INTERCONNECT		BATTERY		SOFTWARE/ FIRM-WARE		MECHANICAL		POSSIBLE EARLY BATTERY DEPLETION		OTHER		TOTAL	
				QTY	RATE	QTY	RATE	QTY	RATE	QTY	RATE	QTY	RATE	QTY	RATE	QTY	RATE	QTY	RATE
PM1210	Accent™ VR	236	3.40%	0	0.00%	0	0.00%	0	0.00%	0	0.00%	0	0.00%	0	0.00%	0	0.00%	0	0.00%
5626	Zephyr™ XL SR	230	3.90%	0	0.00%	0	0.00%	0	0.00%	0	0.00%	0	0.00%	0	0.00%	0	0.00%	0	0.00%

A list of complications can be found on [page 12](#).

Definitions of malfunction categories can be found on [pages 5-6](#).

Pacing Leads

Pacing Leads

CUSTOMER REPORTED PERFORMANCE DATA

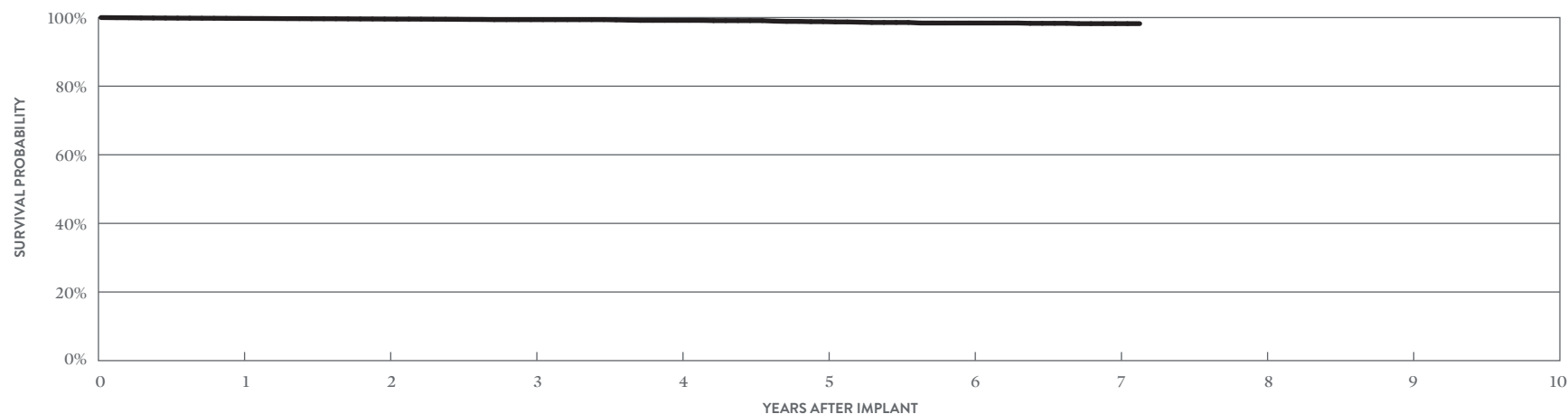
Tendril MRI™

MODEL LPA1200M

US Regulatory Approval	January 2017
Registered US Implants	146,394
Estimated Active US Implants	108,670
Insulation	Optim™*
Type and/or Fixation	Active
Polarity	Bipolar
Steroid	Yes
Number of US Advisories	None

	ACUTE OBSERVATIONS (POST IMPLANT, ≤30 DAYS)		CHRONIC COMPLICATIONS (>30 DAYS)	
	QTY	RATE	QTY	RATE
Cardiac Perforation	36	0.02%	15	0.01%
Conductor Fracture	2	<0.01%	30	0.02%
Lead Dislodgement	314	0.21%	264	0.18%
Failure to Capture	47	0.03%	115	0.08%
Oversensing	17	0.01%	151	0.10%
Failure to Sense	23	0.02%	20	0.01%
Insulation Breach	0	0.00%	10	<0.01%
Abnormal Pacing Impedance	2	<0.01%	21	0.01%
Extracardiac Stimulation	6	<0.01%	7	<0.01%
Other	60	0.04%	21	0.01%
Total	507	0.35%	654	0.45%
Total Returned for Analysis	185		200	

MALFUNCTIONS	QTY	RATE
Conductor Fracture	30	0.02%
Insulation Breach	25	0.02%
Crimps, Welds & Bonds	0	0.00%
Other	7	<0.01%
Extrinsic Factors	155	0.11%
Total	217	0.15%



YEAR	1	2	3	4	5	6	7	AT 86 MONTHS
SURVIVAL PROBABILITY	99.76%	99.56%	99.38%	98.88%	98.51%	98.11%	97.90%	97.90%
± 1 STANDARD ERROR	0.01%	0.02%	0.04%	0.19%	0.25%	0.31%	0.34%	0.34%
SAMPLE SIZE	127,840	76,970	23,060	1,410	1,310	1,220	780	250

*Optim™ lead insulation is a copolymer of silicone and polyurethane.

Pacing Leads

CUSTOMER REPORTED PERFORMANCE DATA

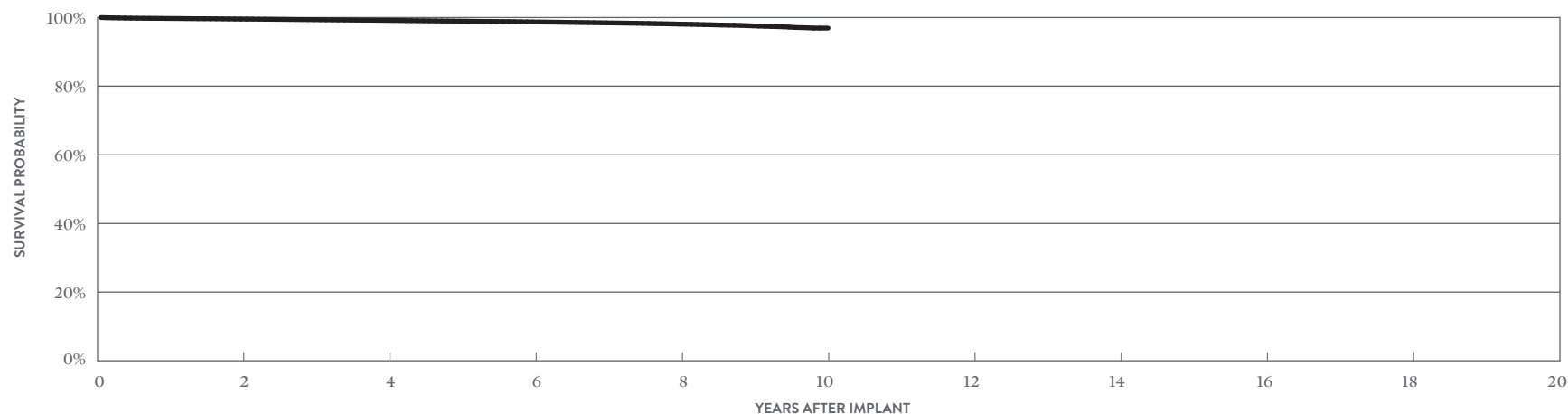
Tendril™ STS

MODEL 2088TC

US Regulatory Approval	May 2009
Registered US Implants	752,783
Estimated Active US Implants	448,150
Insulation	Optim™*
Type and/or Fixation	Active
Polarity	Bipolar
Steroid	Yes
Number of US Advisories	None

	ACUTE OBSERVATIONS (POST IMPLANT, ≤30 DAYS)		CHRONIC COMPLICATIONS (>30 DAYS)	
	QTY	RATE	QTY	RATE
Cardiac Perforation	146	0.02%	75	<0.01%
Conductor Fracture	9	<0.01%	294	0.04%
Lead Dislodgement	959	0.13%	1322	0.18%
Failure to Capture	256	0.03%	1085	0.14%
Oversensing	83	0.01%	3334	0.44%
Failure to Sense	42	<0.01%	138	0.02%
Insulation Breach	15	<0.01%	270	0.04%
Abnormal Pacing Impedance	40	<0.01%	243	0.03%
Extracardiac Stimulation	6	<0.01%	45	<0.01%
Other	160	0.02%	208	0.03%
Total	1716	0.23%	7014	0.93%
Total Returned for Analysis	668		2049	

MALFUNCTIONS	QTY	RATE
Conductor Fracture	67	<0.01%
Insulation Breach	860	0.11%
Crimps, Welds & Bonds	0	0.00%
Other	32	<0.01%
Extrinsic Factors	1393	0.19%
Total	2352	0.31%



YEAR	2	4	6	8	10
SURVIVAL PROBABILITY	99.56%	99.18%	98.73%	98.07%	96.96%
± 1 STANDARD ERROR	0.01%	0.01%	0.02%	0.03%	0.12%
SAMPLE SIZE	508,010	331,750	180,270	73,520	260

*Optim™ lead insulation is a copolymer of silicone and polyurethane.

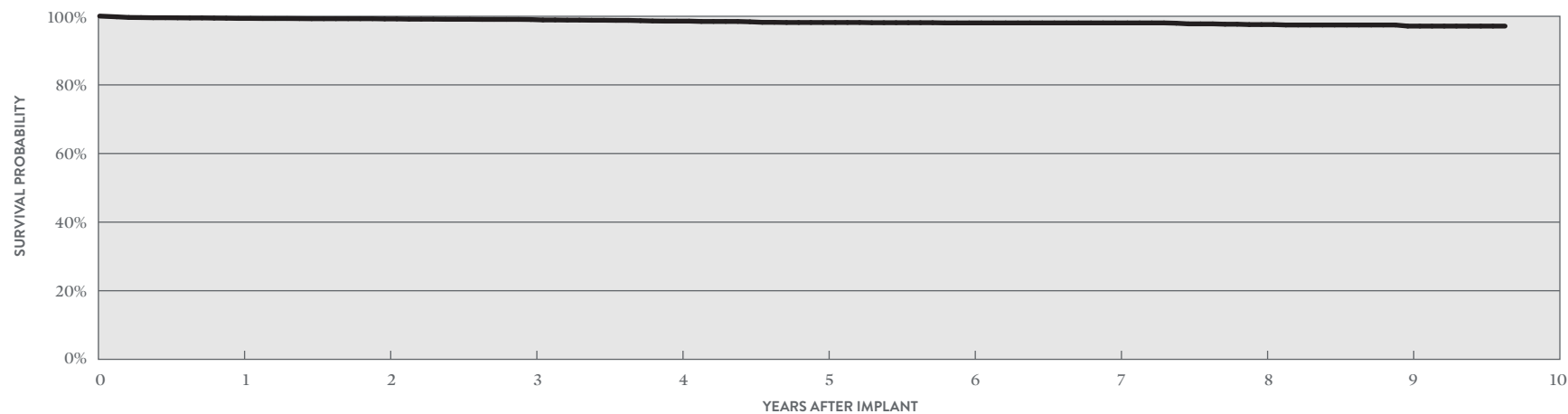
Pacing Leads

ACTIVELY MONITORED STUDY DATA

Tendril™ STS

MODEL 2088TC

		QUALIFYING COMPLICATIONS			MALFUNCTIONS		
			QTY	RATE		QTY	RATE
US Regulatory Approval	May 2009	Abnormal Pacing Impedance	1	0.03%	Conductor Fracture	1	0.03%
Number of Devices Enrolled in Study	3,879	Cardiac Perforation	1	0.03%	Insulation Breach	13	0.34%
Active Devices Enrolled in Study	1,315	Conductor Fracture	5	0.13%	Crimps, Welds & Bonds	0	0.00%
Cumulative Months of Follow-up	222,929	Extracardiac Stimulation	1	0.03%	Other	0	0.00%
Insulation	Optim™*	Failure to Capture	11	0.28%	Extrinsic Factors	13	0.34%
Type and/or Fixation	Active	Failure to Sense	3	0.08%	Total	27	0.70%
Polarity	Bipolar	Insulation Breach	7	0.18%			
Steroid	Yes	Lead Dislodgement	15	0.39%			
		Oversensing	16	0.41%			
		Pericardial Effusion	1	0.03%			



YEAR	1	2	3	4	5	6	7	8	9	AT 116 MONTHS
SURVIVAL PROBABILITY	99.38%	99.23%	99.05%	98.59%	98.19%	98.07%	98.07%	97.58%	97.14%	97.14%
± 1 STANDARD ERROR	0.12%	0.14%	0.16%	0.22%	0.26%	0.27%	0.27%	0.35%	0.37%	0.49%
SAMPLE SIZE	3,670	3,250	2,790	2,350	1,980	1,680	1,370	1,040	590	80

*Optim™ lead insulation is a copolymer of silicone and polyurethane.

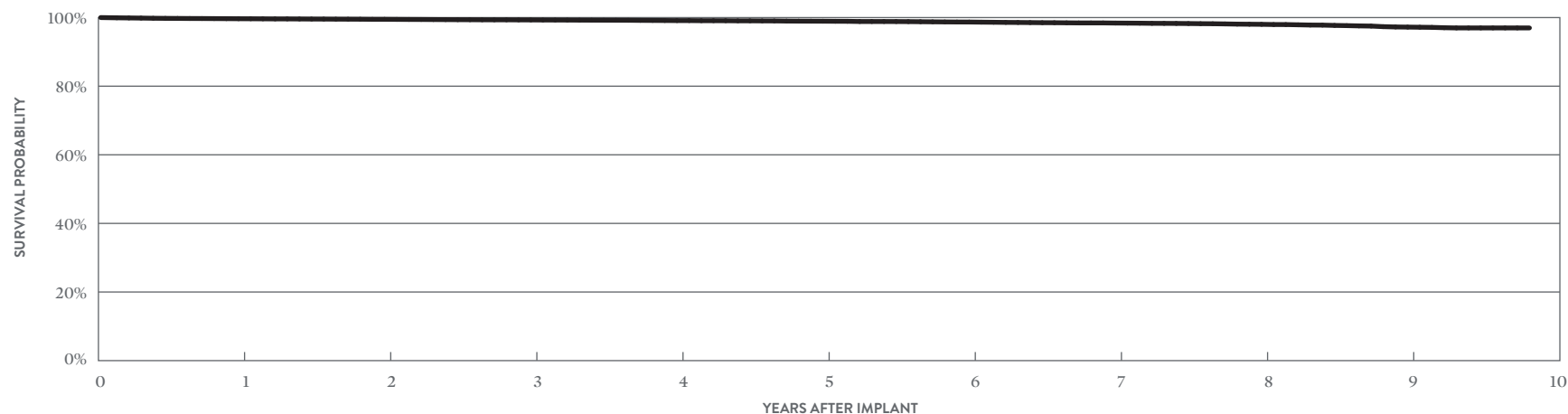
Pacing Leads

CUSTOMER REPORTED PERFORMANCE DATA

OptiSense™

MODEL 1999

		ACUTE OBSERVATIONS (POST IMPLANT, ≤30 DAYS)		CHRONIC COMPLICATIONS (>30 DAYS)		MALFUNCTIONS			
		QTY	RATE	QTY	RATE	QTY	RATE		
US Regulatory Approval	May 2007	Cardiac Perforation	4	<0.01%	1	<0.01%	Conductor Fracture	7	0.01%
Registered US Implants	47,261	Conductor Fracture	0	0.00%	11	0.02%	Insulation Breach	60	0.13%
Estimated Active US Implants	25,138	Lead Dislodgement	64	0.14%	181	0.38%	Crimps, Welds & Bonds	0	0.00%
Insulation	Optim™*	Failure to Capture	8	0.02%	73	0.15%	Other	7	0.01%
Type and/or Fixation	Active	Oversensing	10	0.02%	286	0.61%	Extrinsic Factors	166	0.35%
Polarity	Bipolar	Failure to Sense	3	<0.01%	32	0.07%	Total	240	0.51%
Steroid	Yes	Insulation Breach	1	<0.01%	39	0.08%			
Number of US Advisories	None	Abnormal Pacing Impedance	0	0.00%	17	0.04%			
		Extracardiac Stimulation	0	0.00%	1	<0.01%			
		Other	14	0.03%	18	0.04%			
		Total	104	0.22%	659	1.39%			
		Total Returned for Analysis	57		208				



YEAR	1	2	3	4	5	6	7	8	9	AT 118 MONTHS
SURVIVAL PROBABILITY	99.68%	99.49%	99.31%	99.11%	98.94%	98.71%	98.42%	98.08%	97.18%	96.94%
± 1 STANDARD ERROR	0.03%	0.03%	0.04%	0.05%	0.06%	0.07%	0.08%	0.10%	0.17%	0.21%
SAMPLE SIZE	44,280	39,180	34,850	29,850	24,030	18,280	13,210	8,730	4,620	280

*Optim™ lead insulation is a copolymer of silicone and polyurethane.

Pacing Leads

ACTIVELY MONITORED STUDY DATA

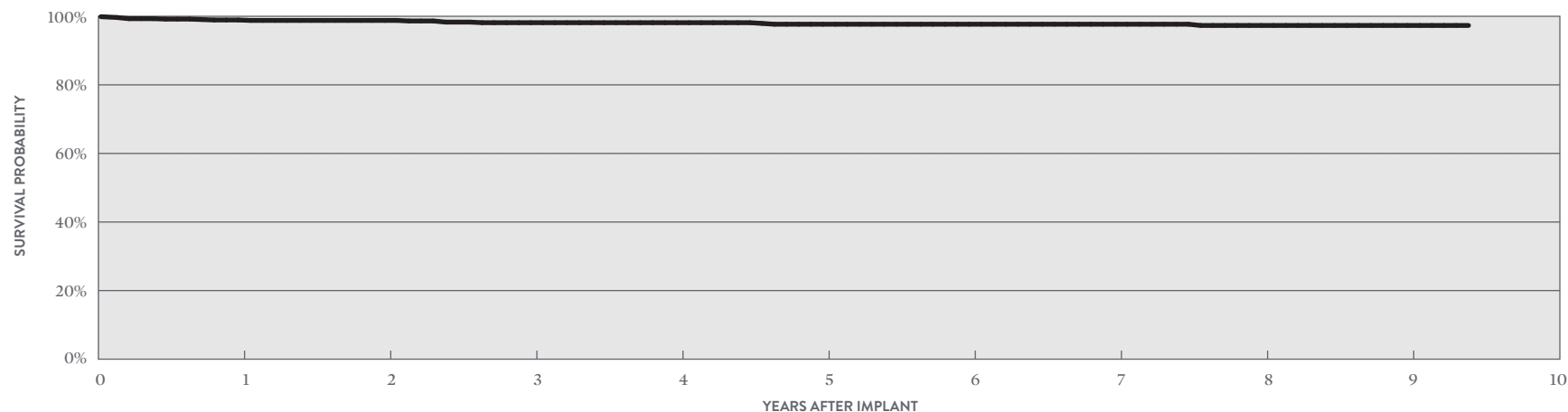
OptiSense™

MODEL 1999

US Regulatory Approval	October 2009
Number of Devices Enrolled in Study	876
Active Devices Enrolled in Study	364
Cumulative Months of Follow-up	50,801
Insulation	Optim™*
Type and/or Fixation	Active
Polarity	Bipolar
Steroid	Yes

QUALIFYING COMPLICATIONS	QTY	RATE
Abnormal Pacing Impedance	1	0.11%
Conductor Fracture	2	0.23%
Failure to Sense	2	0.23%
Insulation Breach	1	0.11%
Lead Dislodgement	10	1.14%
Oversensing	1	0.11%

MALFUNCTIONS	QTY	RATE
Conductor Fracture	0	0.00%
Insulation Breach	6	0.68%
Crimps, Welds & Bonds	0	0.00%
Other	0	0.00%
Extrinsic Factors	8	0.91%
Total	14	1.60%



YEAR	1	2	3	4	5	6	7	8	9	AT 113 MONTHS
SURVIVAL PROBABILITY	98.92%	98.79%	98.13%	98.13%	97.68%	97.68%	97.68%	97.32%	97.32%	97.32%
± 1 STANDARD ERROR	0.36%	0.38%	0.50%	0.50%	0.59%	0.59%	0.59%	0.69%	0.69%	0.69%
SAMPLE SIZE	820	700	580	510	450	400	350	280	160	50

*Optim™ lead insulation is a copolymer of silicone and polyurethane.

Pacing Leads

CUSTOMER REPORTED PERFORMANCE DATA

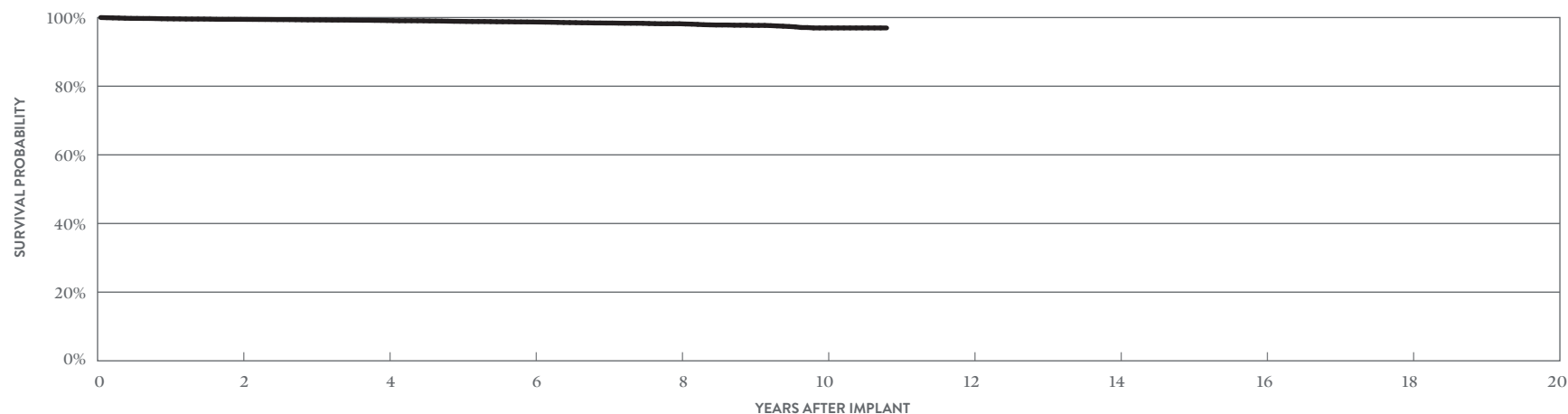
IsoFlex™ Optim™

MODEL 1944

US Regulatory Approval	March 2008
Registered US Implants	18,597
Estimated Active US Implants	9,431
Insulation	Optim™*
Type and/or Fixation	Passive
Polarity	Bipolar
Steroid	Yes
Number of US Advisories	None

	ACUTE OBSERVATIONS (POST IMPLANT, ≤30 DAYS)		CHRONIC COMPLICATIONS (>30 DAYS)	
	QTY	RATE	QTY	RATE
Cardiac Perforation	0	0.00%	1	<0.01%
Conductor Fracture	0	0.00%	8	0.04%
Lead Dislodgement	87	0.47%	58	0.31%
Failure to Capture	12	0.06%	40	0.22%
Oversensing	1	<0.01%	98	0.53%
Failure to Sense	2	0.01%	9	0.05%
Insulation Breach	0	0.00%	6	0.03%
Abnormal Pacing Impedance	0	0.00%	1	<0.01%
Extracardiac Stimulation	3	0.02%	1	<0.01%
Other	4	0.02%	4	0.02%
Total	109	0.59%	226	1.22%
Total Returned for Analysis	56		37	

MALFUNCTIONS	QTY	RATE
Conductor Fracture	0	0.00%
Insulation Breach	13	0.07%
Crimps, Welds & Bonds	0	0.00%
Other	1	<0.01%
Extrinsic Factors	31	0.17%
Total	45	0.24%



YEAR	2	4	6	8	10	AT 130 MONTHS
SURVIVAL PROBABILITY	99.45%	99.17%	98.64%	98.07%	97.08%	97.08%
± 1 STANDARD ERROR	0.06%	0.08%	0.11%	0.16%	0.30%	0.30%
SAMPLE SIZE	13,790	9,920	6,430	3,410	1,120	200

*Optim™ lead insulation is a copolymer of silicone and polyurethane.

Pacing Leads

ACTIVELY MONITORED STUDY DATA

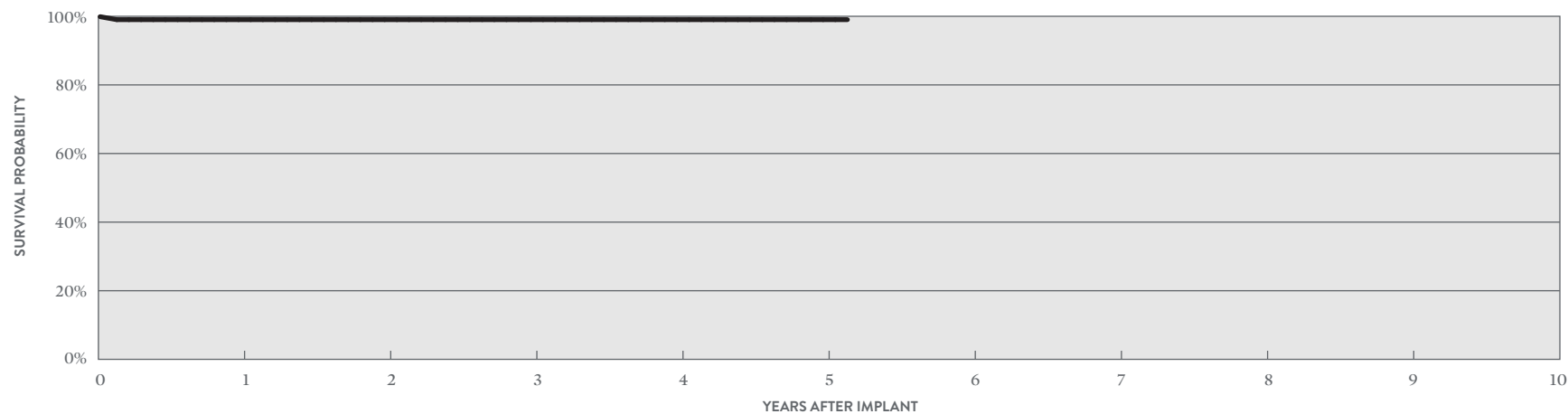
IsoFlex™ Optim™

MODEL 1944

US Regulatory Approval	March 2008
Number of Devices Enrolled in Study	104
Active Devices Enrolled in Study	28
Cumulative Months of Follow-up	6,398
Insulation	Optim™*
Type and/or Fixation	Passive
Polarity	Bipolar
Steroid	Yes

QUALIFYING COMPLICATIONS	QTY	RATE
Lead Dislodgement	1	0.96%

MALFUNCTIONS	QTY	RATE
Conductor Fracture	0	0.00%
Insulation Breach	0	0.00%
Crimps, Welds & Bonds	0	0.00%
Other	0	0.00%
Extrinsic Factors	0	0.00%
Total	0	0.00%



YEAR	1	2	3	5	4	AT 62 MONTHS
SURVIVAL PROBABILITY	99.02%	99.02%	99.02%	99.02%	99.02%	99.02%
± 1 STANDARD ERROR	0.97%	0.97%	0.97%	0.97%	0.97%	0.97%
SAMPLE SIZE	100	80	70	60	60	50

*Optim™ lead insulation is a copolymer of silicone and polyurethane.

Pacing Leads

CUSTOMER REPORTED PERFORMANCE DATA

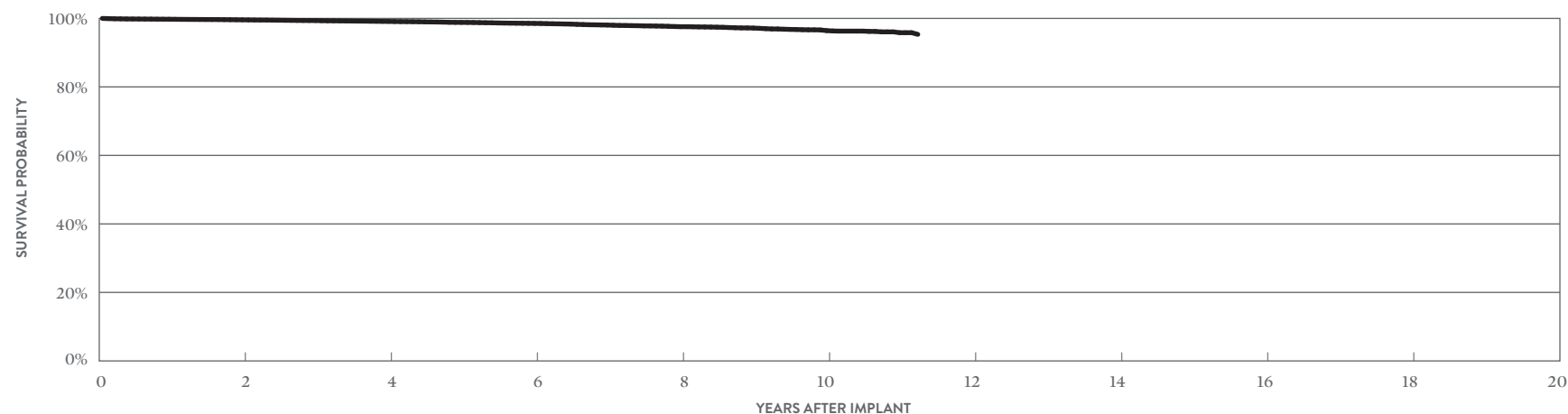
IsoFlex™ Optim™

MODEL 1948

US Regulatory Approval	March 2008
Registered US Implants	69,993
Estimated Active US Implants	35,835
Insulation	Optim™*
Type and/or Fixation	Passive
Polarity	Bipolar
Steroid	Yes
Number of US Advisories	None

	ACUTE OBSERVATIONS (POST IMPLANT, ≤30 DAYS)		CHRONIC COMPLICATIONS (>30 DAYS)	
	QTY	RATE	QTY	RATE
Cardiac Perforation	5	<0.01%	12	0.02%
Conductor Fracture	1	<0.01%	105	0.15%
Lead Dislodgement	65	0.09%	77	0.11%
Failure to Capture	40	0.06%	197	0.28%
Oversensing	3	<0.01%	340	0.49%
Failure to Sense	2	<0.01%	4	<0.01%
Insulation Breach	4	<0.01%	68	0.10%
Abnormal Pacing Impedance	1	<0.01%	37	0.05%
Extracardiac Stimulation	2	<0.01%	5	<0.01%
Other	8	0.01%	18	0.03%
Total	131	0.19%	863	1.23%
Total Returned for Analysis	60		140	

MALFUNCTIONS	QTY	RATE
Conductor Fracture	15	0.02%
Insulation Breach	105	0.15%
Crimps, Welds & Bonds	0	0.00%
Other	1	<0.01%
Extrinsic Factors	88	0.13%
Total	209	0.30%



YEAR	2	4	6	8	10	AT 135 MONTHS
SURVIVAL PROBABILITY	99.58%	99.10%	98.50%	97.53%	96.43%	95.32%
± 1 STANDARD ERROR	0.03%	0.04%	0.06%	0.10%	0.17%	0.36%
SAMPLE SIZE	52,920	37,240	23,270	11,450	3,760	240

*Optim™ lead insulation is a copolymer of silicone and polyurethane.

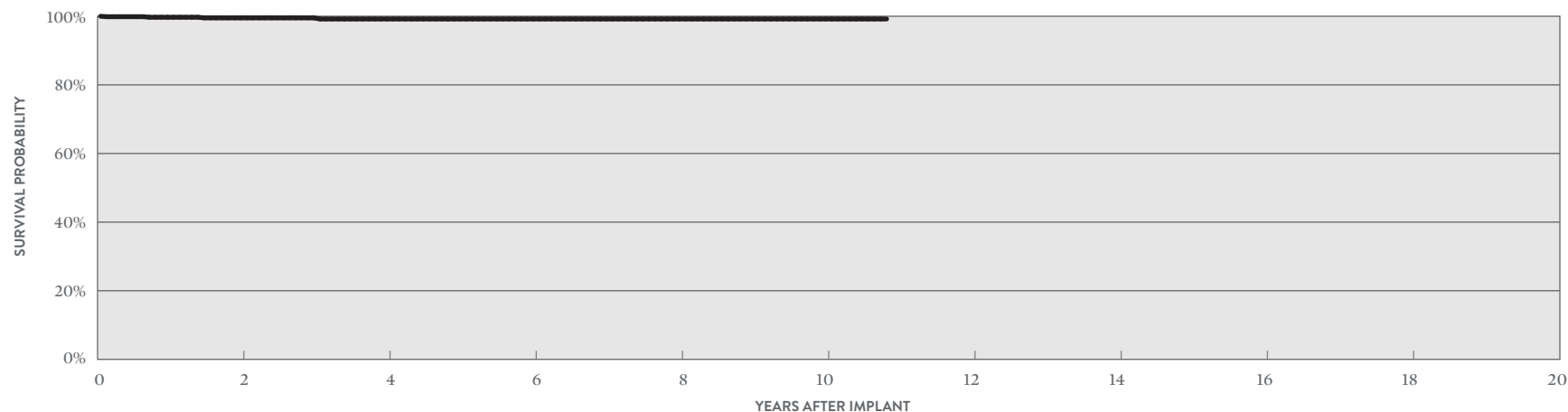
Pacing Leads

ACTIVELY MONITORED STUDY DATA

IsoFlex™ Optim™

MODEL 1948

		QUALIFYING COMPLICATIONS		MALFUNCTIONS			
			QTY	RATE		QTY	RATE
US Regulatory Approval	March 2008	Failure to Capture	1	0.13%	Conductor Fracture	0	0.00%
Number of Devices Enrolled in Study	765	Insulation Breach	1	0.13%	Insulation Breach	5	0.65%
Active Devices Enrolled in Study	186	Lead Dislodgement	2	0.26%	Crimps, Welds & Bonds	0	0.00%
Cumulative Months of Follow-up	37,805				Other	0	0.00%
Insulation	Optim™*				Extrinsic Factors	1	0.13%
Type and/or Fixation	Passive				Total	6	0.78%
Polarity	Bipolar						
Steroid	Yes						



YEAR	2	4	6	8	10	AT 130 MONTHS
SURVIVAL PROBABILITY	99.52%	99.20%	99.20%	99.20%	99.20%	99.20%
± 1 STANDARD ERROR	0.28%	0.43%	0.43%	0.43%	0.43%	0.43%
SAMPLE SIZE	520	300	220	190	180	50

*Optim™ lead insulation is a copolymer of silicone and polyurethane.

Pacing Leads

CUSTOMER REPORTED PERFORMANCE DATA

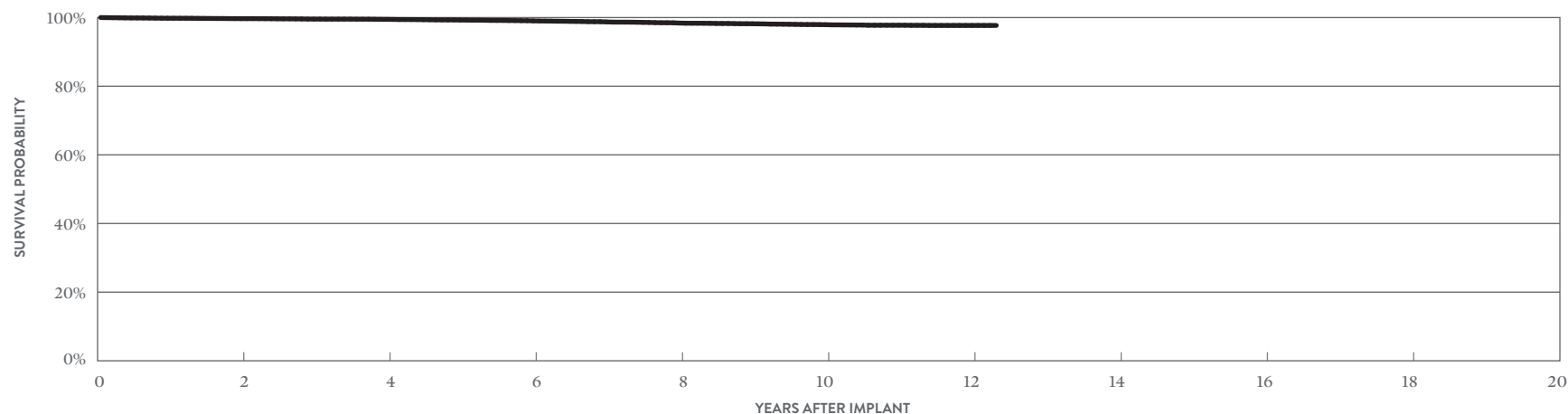
OptiSense™

MODELS 1699T & 1699TC

US Regulatory Approval	May 2007
Registered US Implants	22,885
Estimated Active US Implants	8,334
Insulation	Silicone
Type and/or Fixation	Active
Polarity	Bipolar
Steroid	Yes
Number of US Advisories	None

	ACUTE OBSERVATIONS (POST IMPLANT, ≤30 DAYS)		CHRONIC COMPLICATIONS (>30 DAYS)	
	QTY	RATE	QTY	RATE
Cardiac Perforation	1	<0.01%	0	0.00%
Conductor Fracture	0	0.00%	18	0.08%
Lead Dislodgement	4	0.02%	51	0.22%
Failure to Capture	4	0.02%	51	0.22%
Oversensing	3	0.01%	117	0.51%
Failure to Sense	8	0.03%	31	0.14%
Insulation Breach	0	0.00%	8	0.03%
Abnormal Pacing Impedance	0	0.00%	22	0.10%
Extracardiac Stimulation	0	0.00%	3	0.01%
Other	2	<0.01%	6	0.03%
Total	22	0.10%	307	1.34%
Total Returned for Analysis	16		79	

MALFUNCTIONS	QTY	RATE
Conductor Fracture	14	0.06%
Insulation Breach	38	0.17%
Crimps, Welds & Bonds	0	0.00%
Other	0	0.00%
Extrinsic Factors	57	0.25%
Total	109	0.48%



YEAR	2	4	6	8	10	12	AT 148 MONTHS
SURVIVAL PROBABILITY	99.69%	99.46%	99.02%	98.43%	97.96%	97.73%	97.73%
± 1 STANDARD ERROR	0.04%	0.05%	0.08%	0.10%	0.13%	0.14%	0.14%
SAMPLE SIZE	18,650	15,100	12,540	10,510	8,090	2,100	210

Pacing Leads

ACTIVELY MONITORED STUDY DATA

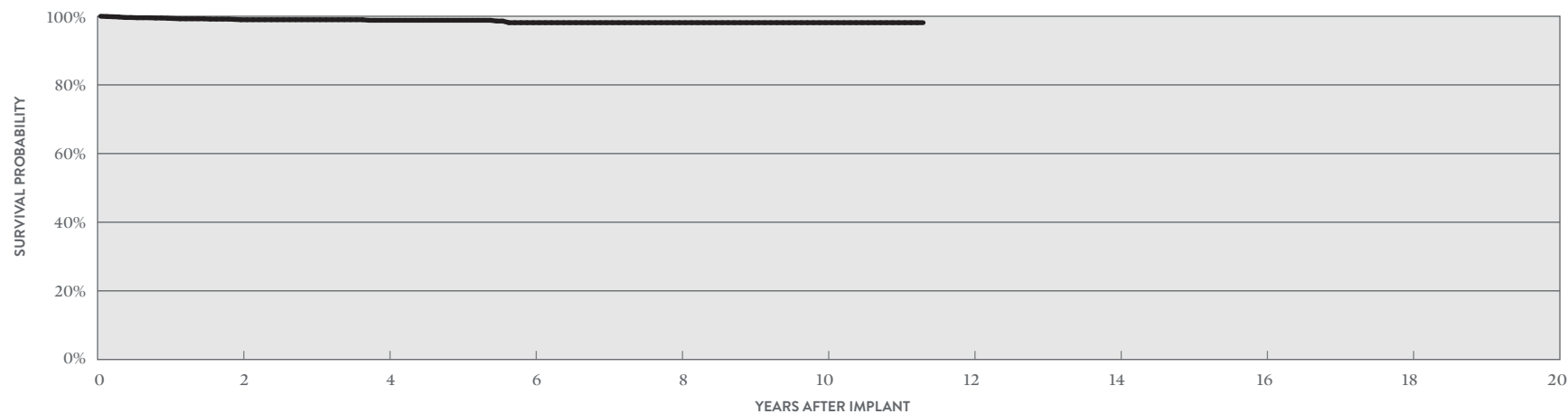
OptiSense™

MODELS 1699T & 1699TC

US Regulatory Approval	May 2007
Number of Devices Enrolled in Study	1,451
Active Devices Enrolled in Study	252
Cumulative Months of Follow-up	76,888
Insulation	Silicone
Type and/or Fixation	Active
Polarity	Bipolar
Steroid	Yes

QUALIFYING COMPLICATIONS	QTY	RATE
Abnormal Pacing Impedance	1	0.07%
Conductor Fracture	2	0.14%
Failure to Capture	4	0.28%
Insulation Breach	1	0.07%
Lead Dislodgement	8	0.55%
Oversensing	1	0.07%

MALFUNCTIONS	QTY	RATE
Conductor Fracture	0	0.00%
Insulation Breach	3	0.21%
Crimps, Welds & Bonds	0	0.00%
Other	0	0.00%
Extrinsic Factors	6	0.41%
Total	9	0.62%



YEAR	2	4	6	8	10	AT 136 MONTHS
SURVIVAL PROBABILITY	98.99%	98.83%	98.13%	98.13%	98.13%	98.13%
± 1 STANDARD ERROR	0.27%	0.32%	0.52%	0.52%	0.52%	0.52%
SAMPLE SIZE	1,160	680	420	330	240	50

Pacing Leads

CUSTOMER REPORTED PERFORMANCE DATA

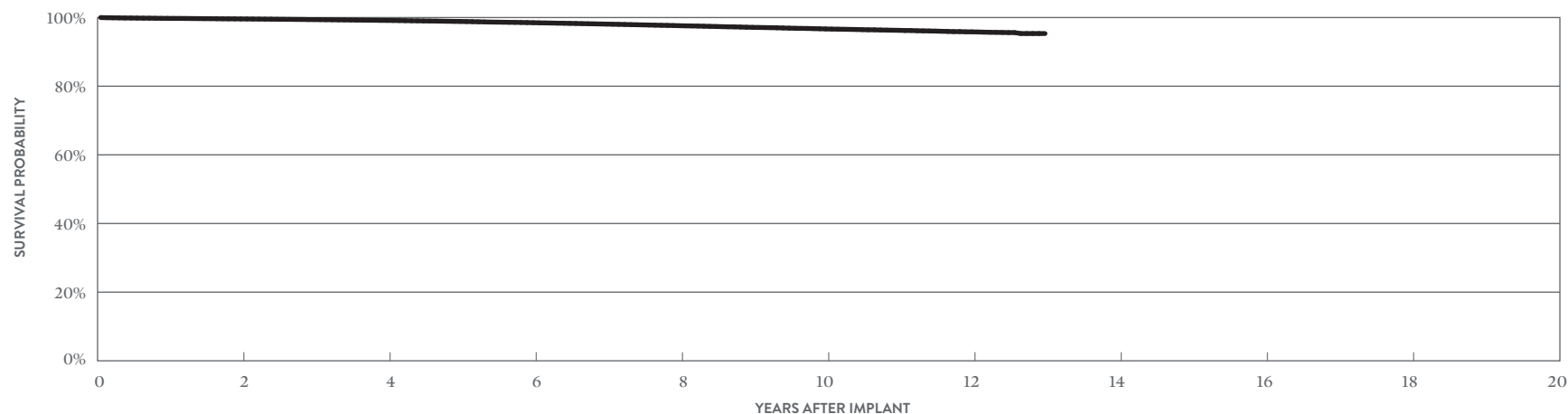
Tendril™ ST Optim™

MODELS 1888T & 1888TC

US Regulatory Approval	June 2006
Registered US Implants	301,930
Estimated Active US Implants	117,235
Insulation	Optim™*
Type and/or Fixation	Active
Polarity	Bipolar
Steroid	Yes
Number of US Advisories	None

	ACUTE OBSERVATIONS (POST IMPLANT, ≤30 DAYS)		CHRONIC COMPLICATIONS (>30 DAYS)	
	QTY	RATE	QTY	RATE
Cardiac Perforation	41	0.01%	42	0.01%
Conductor Fracture	8	<0.01%	283	0.09%
Lead Dislodgement	158	0.05%	584	0.19%
Failure to Capture	88	0.03%	957	0.32%
Oversensing	21	<0.01%	2775	0.92%
Failure to Sense	14	<0.01%	129	0.04%
Insulation Breach	7	<0.01%	397	0.13%
Abnormal Pacing Impedance	10	<0.01%	250	0.08%
Extracardiac Stimulation	5	<0.01%	42	0.01%
Other	42	0.01%	147	0.05%
Total	394	0.13%	5606	1.86%
Total Returned for Analysis	206		1385	

MALFUNCTIONS	QTY	RATE
Conductor Fracture	45	0.01%
Insulation Breach	952	0.32%
Crimps, Welds & Bonds	1	<0.01%
Other	15	<0.01%
Extrinsic Factors	869	0.29%
Total	1882	0.62%



YEAR	2	4	6	8	10	12	AT 156 MONTHS
SURVIVAL PROBABILITY	99.60%	99.15%	98.50%	97.61%	96.66%	95.84%	95.43%
± 1 STANDARD ERROR	0.01%	0.02%	0.03%	0.04%	0.05%	0.08%	0.19%
SAMPLE SIZE	243,050	193,810	147,800	104,860	62,200	15,380	230

*Optim™ lead insulation is a copolymer of silicone and polyurethane.

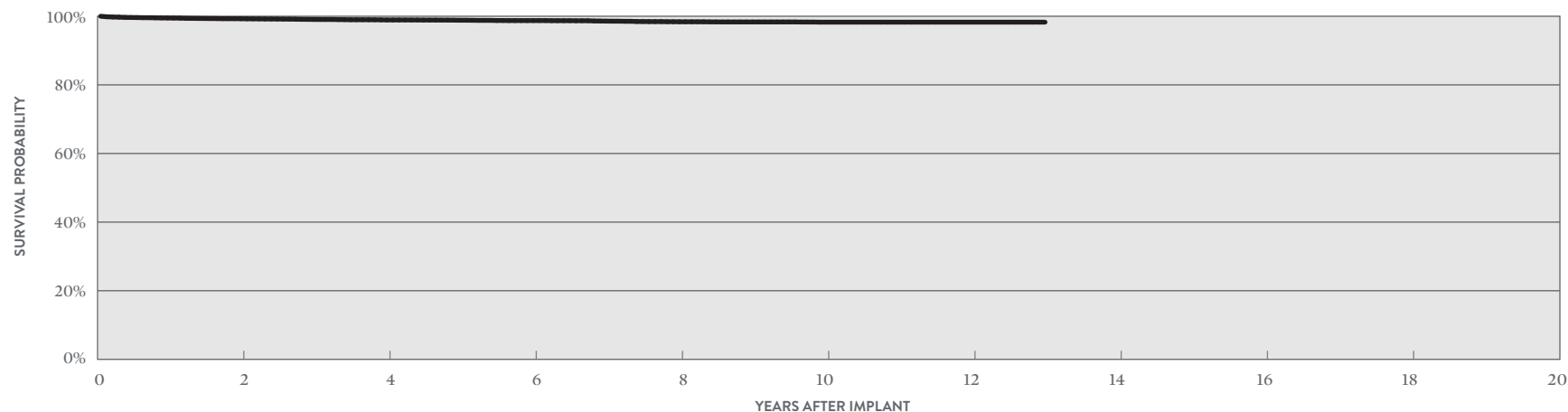
Pacing Leads

ACTIVELY MONITORED STUDY DATA

Tendril™ ST Optim™

MODELS 1888T & 1888TC

		QUALIFYING COMPLICATIONS			MALFUNCTIONS		
			QTY	RATE		QTY	RATE
US Regulatory Approval	June 2006	Abnormal Pacing Impedance	7	0.05%	Conductor Fracture	3	0.02%
Number of Devices Enrolled in Study	14,511	Cardiac Perforation	2	0.01%	Insulation Breach	27	0.19%
Active Devices Enrolled in Study	3,837	Conductor Fracture	9	0.06%	Crimps, Welds & Bonds	0	0.00%
Cumulative Months of Follow-up	885,341	Extracardiac Stimulation	4	0.03%	Other	0	0.00%
Insulation	Optim™*	Failure to Capture	19	0.13%	Extrinsic Factors	36	0.25%
Type and/or Fixation	Active	Failure to Sense	5	0.03%	Total	66	0.45%
Polarity	Bipolar	Insulation Breach	29	0.20%			
Steroid	Yes	Lead Dislodgement	58	0.40%			
		Oversensing	23	0.16%			
		Skin Erosion	1	<0.01%			



YEAR	2	4	6	8	10	12	AT 156 MONTHS
SURVIVAL PROBABILITY	99.28%	98.92%	98.74%	98.39%	98.28%	98.28%	98.28%
± 1 STANDARD ERROR	0.07%	0.09%	0.11%	0.14%	0.15%	0.15%	0.15%
SAMPLE SIZE	11,880	7,570	4,930	4,120	3,550	1,560	70

*Optim™ lead insulation is a copolymer of silicone and polyurethane.

Pacing Leads

CUSTOMER REPORTED PERFORMANCE DATA

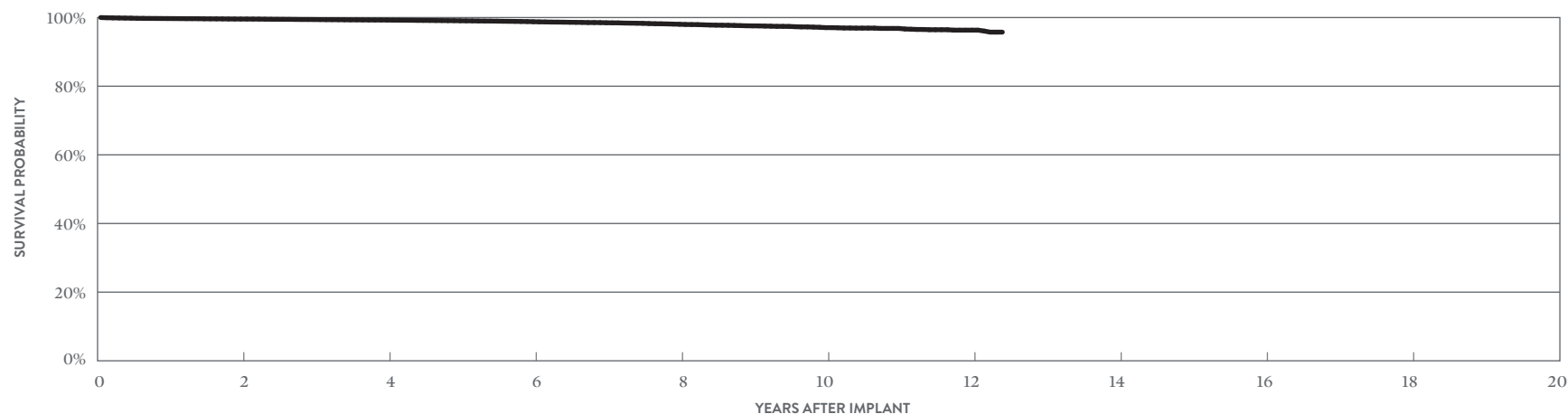
Tendril™ ST Optim™

MODELS 1882T & 1882TC

US Regulatory Approval	June 2006
Registered US Implants	49,617
Estimated Active US Implants	23,561
Insulation	Optim™*
Type and/or Fixation	Active
Polarity	Bipolar
Steroid	Yes
Number of US Advisories	None

	ACUTE OBSERVATIONS (POST IMPLANT, ≤30 DAYS)		CHRONIC COMPLICATIONS (>30 DAYS)	
	QTY	RATE	QTY	RATE
Cardiac Perforation	4	<0.01%	3	<0.01%
Conductor Fracture	0	0.00%	19	0.04%
Lead Dislodgement	48	0.10%	153	0.31%
Failure to Capture	12	0.02%	90	0.18%
Oversensing	6	0.01%	280	0.56%
Failure to Sense	4	<0.01%	29	0.06%
Insulation Breach	0	0.00%	45	0.09%
Abnormal Pacing Impedance	1	<0.01%	18	0.04%
Extracardiac Stimulation	0	0.00%	3	<0.01%
Other	15	0.03%	25	0.05%
Total	90	0.18%	665	1.34%
Total Returned for Analysis	49		185	

MALFUNCTIONS	QTY	RATE
Conductor Fracture	2	<0.01%
Insulation Breach	78	0.16%
Crimps, Welds & Bonds	0	0.00%
Other	3	<0.01%
Extrinsic Factors	145	0.29%
Total	228	0.46%



YEAR	2	4	6	8	10	12	AT 149 MONTHS
SURVIVAL PROBABILITY	99.60%	99.31%	98.83%	98.08%	97.08%	96.32%	96.00%
± 1 STANDARD ERROR	0.03%	0.04%	0.06%	0.10%	0.15%	0.29%	0.43%
SAMPLE SIZE	40,130	30,230	20,420	11,920	5,250	1,090	200

*Optim™ lead insulation is a copolymer of silicone and polyurethane.

Pacing Leads

ACTIVELY MONITORED STUDY DATA

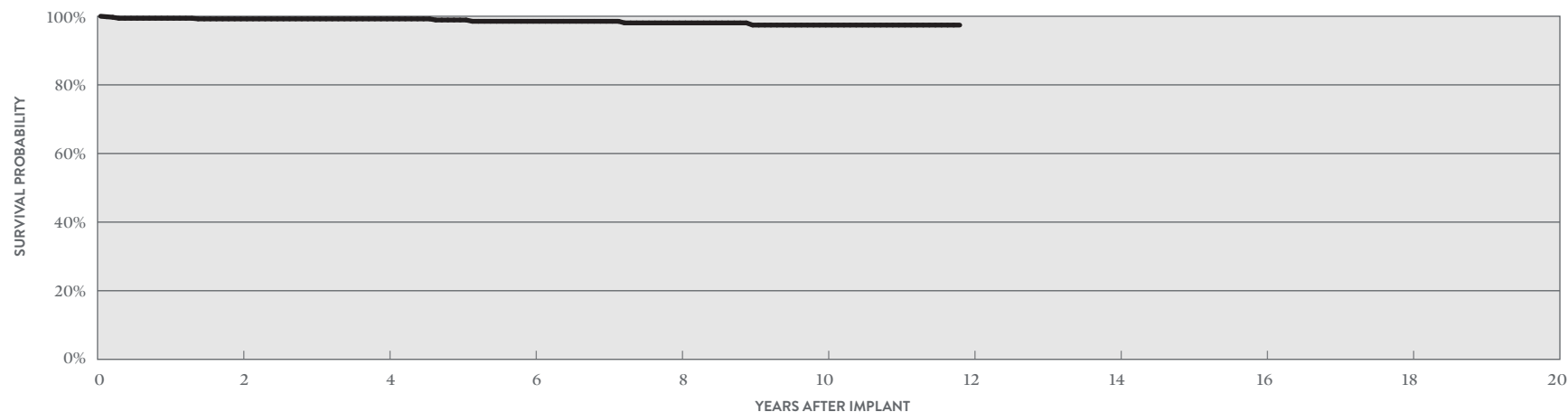
Tendril™ ST Optim™

MODELS 1882T & 1882TC

US Regulatory Approval	June 2006
Number of Devices Enrolled in Study	690
Active Devices Enrolled in Study	178
Cumulative Months of Follow-up	41,896
Insulation	Optim™*
Type and/or Fixation	Active
Polarity	Bipolar
Steroid	Yes

QUALIFYING COMPLICATIONS	QTY	RATE
Abnormal Pacing Impedance	1	0.14%
Extracardiac Stimulation	1	0.14%
Failure to Capture	1	0.14%
Failure to Sense	1	0.14%
Lead Dislodgement	2	0.29%
Oversensing	2	0.29%
Skin Erosion	1	0.14%

MALFUNCTIONS	QTY	RATE
Conductor Fracture	0	0.00%
Insulation Breach	3	0.43%
Crimps, Welds & Bonds	0	0.00%
Other	0	0.00%
Extrinsic Factors	0	0.00%
Total	3	0.43%



YEAR	2	4	6	8	10	AT 142 MONTHS
SURVIVAL PROBABILITY	99.23%	99.23%	98.53%	98.06%	97.43%	97.43%
± 1 STANDARD ERROR	0.34%	0.34%	0.60%	0.76%	0.98%	0.98%
SAMPLE SIZE	560	380	250	200	140	50

*Optim™ lead insulation is a copolymer of silicone and polyurethane.

Pacing Leads

CUSTOMER REPORTED PERFORMANCE DATA

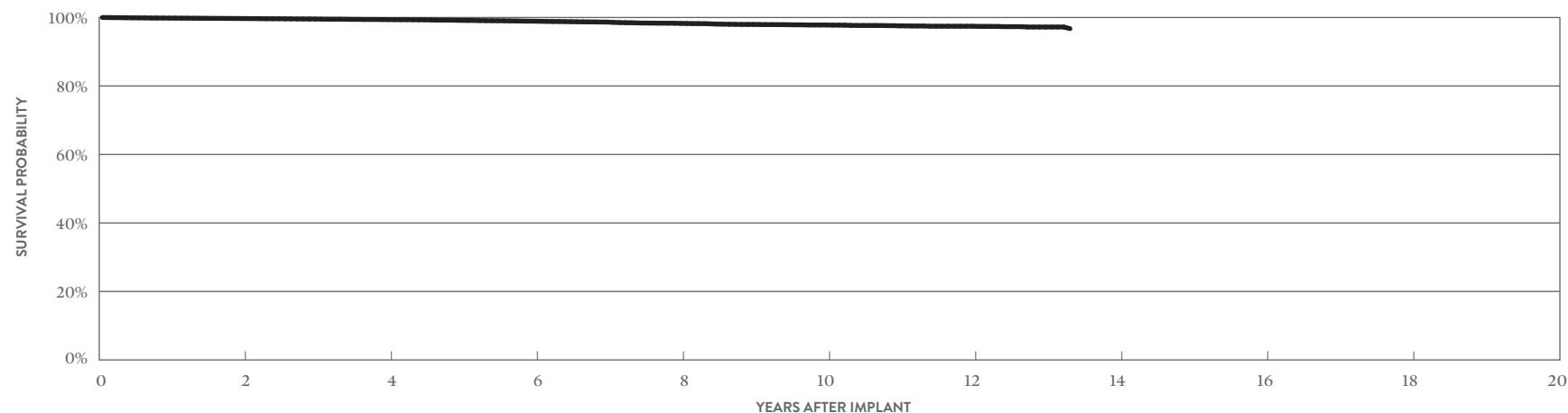
Tendril™

MODELS 1782T & 1782TC

US Regulatory Approval	February 2006
Registered US Implants	16,410
Estimated Active US Implants	5,579
Insulation	Silicone
Type and/or Fixation	Active
Polarity	Bipolar
Steroid	Yes
Number of US Advisories	None

	ACUTE OBSERVATIONS (POST IMPLANT, ≤30 DAYS)		CHRONIC COMPLICATIONS (>30 DAYS)	
	QTY	RATE	QTY	RATE
Cardiac Perforation	6	0.04%	0	0.00%
Conductor Fracture	0	0.00%	6	0.04%
Lead Dislodgement	13	0.08%	53	0.32%
Failure to Capture	5	0.03%	52	0.32%
Oversensing	0	0.00%	66	0.40%
Failure to Sense	0	0.00%	8	0.05%
Insulation Breach	0	0.00%	5	0.03%
Abnormal Pacing Impedance	2	0.01%	18	0.11%
Extracardiac Stimulation	1	<0.01%	1	<0.01%
Other	2	0.01%	4	0.02%
Total	29	0.18%	213	1.30%
Total Returned for Analysis	16		68	

MALFUNCTIONS	QTY	RATE
Conductor Fracture	1	<0.01%
Insulation Breach	44	0.27%
Crimps, Welds & Bonds	0	0.00%
Other	0	0.00%
Extrinsic Factors	49	0.30%
Total	94	0.57%



YEAR	2	4	6	8	10	12	AT 160 MONTHS
SURVIVAL PROBABILITY	99.69%	99.38%	98.92%	98.31%	97.84%	97.41%	96.73%
± 1 STANDARD ERROR	0.05%	0.07%	0.10%	0.13%	0.16%	0.19%	0.24%
SAMPLE SIZE	13,320	10,660	8,500	6,840	4,940	2,540	240

Pacing Leads

ACTIVELY MONITORED STUDY DATA

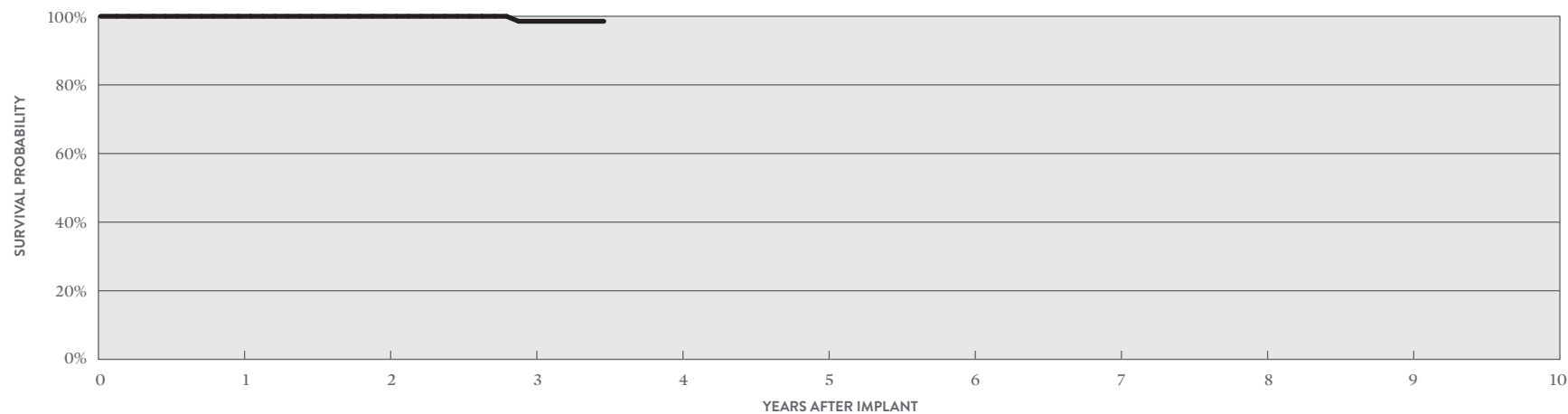
Tendril™

MODELS 1782T & 1782TC

US Regulatory Approval	February 2006
Number of Devices Enrolled in Study	165
Active Devices Enrolled in Study	8
Cumulative Months of Follow-up	5,890
Insulation	Silicone
Type and/or Fixation	Active
Polarity	Bipolar
Steroid	Yes

QUALIFYING COMPLICATIONS	QTY	RATE
Oversensing	1	0.61%

MALFUNCTIONS	QTY	RATE
Conductor Fracture	0	0.00%
Insulation Breach	1	0.61%
Crimps, Welds & Bonds	0	0.00%
Other	0	0.00%
Extrinsic Factors	0	0.00%
Total	1	0.61%



YEAR	1	2	3	AT 42 MONTHS
SURVIVAL PROBABILITY	100.00%	100.00%	98.54%	98.54%
± 1 STANDARD ERROR	0.00%	0.00%	1.45%	1.45%
SAMPLE SIZE	150	120	80	60

Pacing Leads

CUSTOMER REPORTED PERFORMANCE DATA

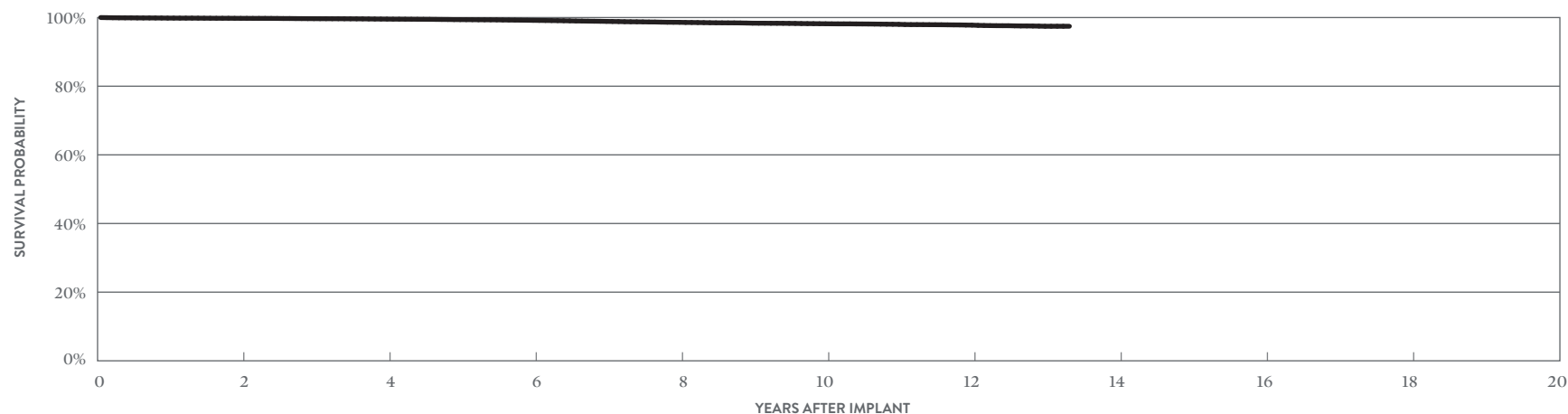
Tendril™

MODELS 1788T & 1788TC

US Regulatory Approval	February 2006
Registered US Implants	65,258
Estimated Active US Implants	21,038
Insulation	Silicone
Type and/or Fixation	Active
Polarity	Bipolar
Steroid	Yes
Number of US Advisories	None

	ACUTE OBSERVATIONS (POST IMPLANT, ≤30 DAYS)		CHRONIC COMPLICATIONS (>30 DAYS)	
	QTY	RATE	QTY	RATE
Cardiac Perforation	12	0.02%	8	0.01%
Conductor Fracture	1	<0.01%	34	0.05%
Lead Dislodgement	31	0.05%	79	0.12%
Failure to Capture	31	0.05%	185	0.28%
Oversensing	4	<0.01%	234	0.36%
Failure to Sense	2	<0.01%	25	0.04%
Insulation Breach	1	<0.01%	33	0.05%
Abnormal Pacing Impedance	9	0.01%	51	0.08%
Extracardiac Stimulation	2	<0.01%	7	0.01%
Other	20	0.03%	32	0.05%
Total	113	0.17%	688	1.05%
Total Returned for Analysis	48		158	

MALFUNCTIONS	QTY	RATE
Conductor Fracture	10	0.02%
Insulation Breach	122	0.19%
Crimps, Welds & Bonds	1	<0.01%
Other	1	<0.01%
Extrinsic Factors	105	0.16%
Total	239	0.37%



YEAR	2	4	6	8	10	12	AT 160 MONTHS
SURVIVAL PROBABILITY	99.76%	99.55%	99.19%	98.61%	98.22%	97.86%	97.56%
± 1 STANDARD ERROR	0.02%	0.03%	0.04%	0.06%	0.07%	0.09%	0.11%
SAMPLE SIZE	52,510	41,310	33,340	27,480	22,620	14,200	350

Pacing Leads

ACTIVELY MONITORED STUDY DATA

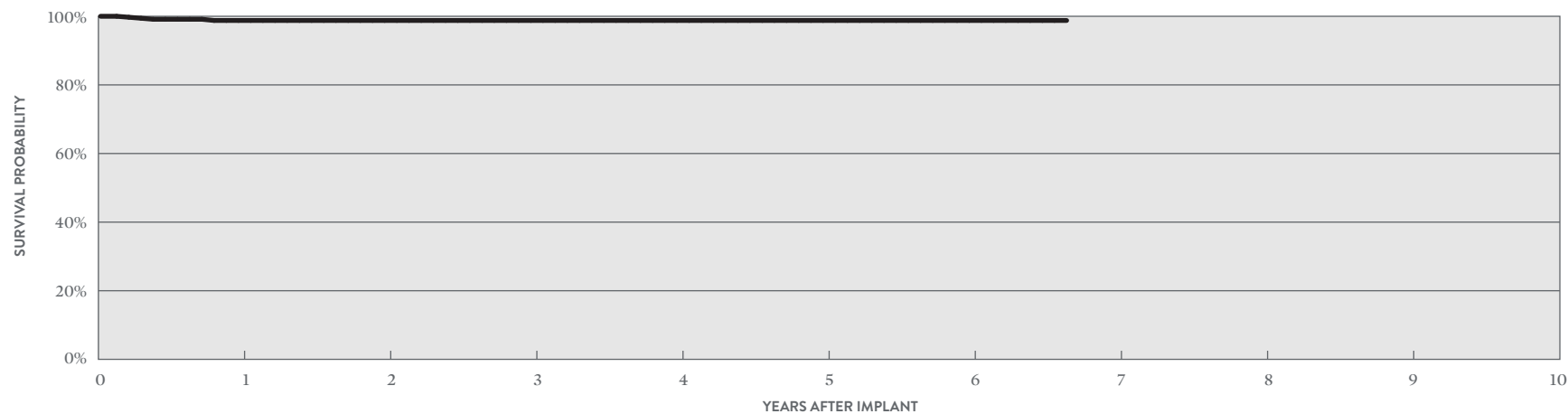
Tendril™

MODELS 1788T & 1788TC

US Regulatory Approval	February 2006
Number of Devices Enrolled in Study	363
Active Devices Enrolled in Study	35
Cumulative Months of Follow-up	13,218
Insulation	Silicone
Type and/or Fixation	Active
Polarity	Bipolar
Steroid	Yes

QUALIFYING COMPLICATIONS	QTY	RATE
Extracardiac Stimulation	1	0.28%
Lead Dislodgement	3	0.83%

MALFUNCTIONS	QTY	RATE
Conductor Fracture	0	0.00%
Insulation Breach	2	0.55%
Crimps, Welds & Bonds	0	0.00%
Other	0	0.00%
Extrinsic Factors	0	0.00%
Total	2	0.55%



YEAR	1	2	3	4	5	6	AT 80 MONTHS
SURVIVAL PROBABILITY	98.78%	98.78%	98.78%	98.78%	98.78%	98.78%	98.78%
± 1 STANDARD ERROR	0.61%	0.61%	0.61%	0.61%	0.61%	0.61%	0.61%
SAMPLE SIZE	310	240	170	100	70	60	50

Pacing Leads

CUSTOMER REPORTED PERFORMANCE DATA

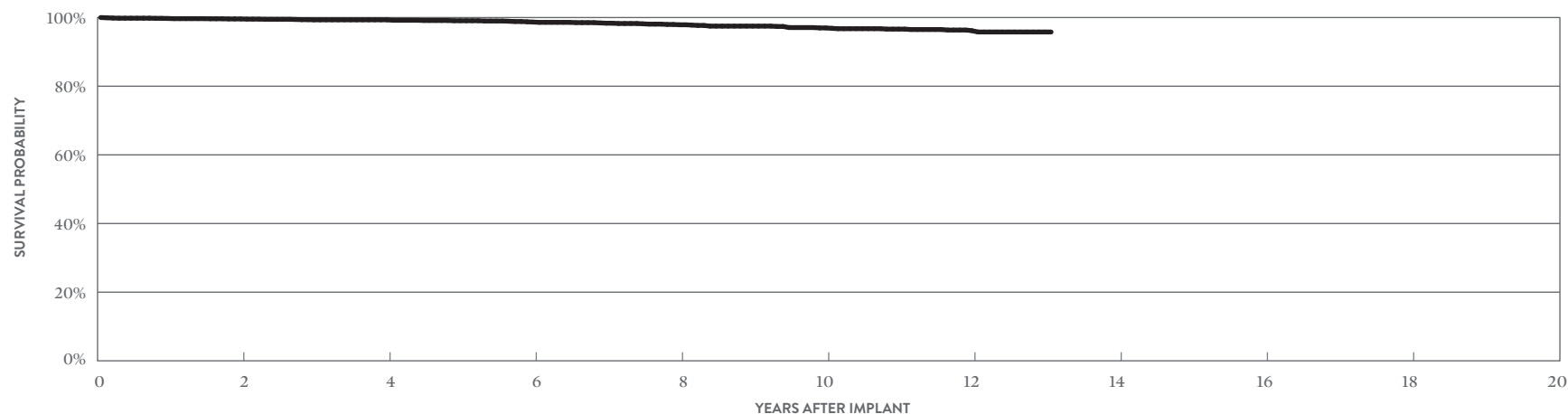
IsoFlex™ P

MODEL 1648T

US Regulatory Approval	April 2005
Registered US Implants	2,836
Estimated Active US Implants	844
Insulation	Polyurethane
Type and/or Fixation	Passive
Polarity	Bipolar
Steroid	Yes
Number of US Advisories	None

	ACUTE OBSERVATIONS (POST IMPLANT, ≤30 DAYS)		CHRONIC COMPLICATIONS (>30 DAYS)	
	QTY	RATE	QTY	RATE
Cardiac Perforation	0	0.00%	0	0.00%
Conductor Fracture	0	0.00%	6	0.21%
Lead Dislodgement	2	0.07%	2	0.07%
Failure to Capture	2	0.07%	14	0.49%
Oversensing	0	0.00%	2	0.07%
Failure to Sense	1	0.04%	1	0.04%
Insulation Breach	0	0.00%	14	0.49%
Abnormal Pacing Impedance	0	0.00%	4	0.14%
Extracardiac Stimulation	1	0.04%	0	0.00%
Other	0	0.00%	6	0.21%
Total	6	0.21%	49	1.73%
Total Returned for Analysis	1		8	

MALFUNCTIONS	QTY	RATE
Conductor Fracture	0	0.00%
Insulation Breach	16	0.56%
Crimps, Welds & Bonds	0	0.00%
Other	2	0.07%
Extrinsic Factors	6	0.21%
Total	24	0.85%



YEAR	2	4	6	8	10	12	AT 157 MONTHS
SURVIVAL PROBABILITY	99.63%	99.31%	98.66%	97.88%	96.97%	96.17%	95.77%
± 1 STANDARD ERROR	0.13%	0.18%	0.27%	0.37%	0.48%	0.55%	0.64%
SAMPLE SIZE	2,170	1,690	1,330	1,090	930	650	200

Pacing Leads

CUSTOMER REPORTED PERFORMANCE DATA

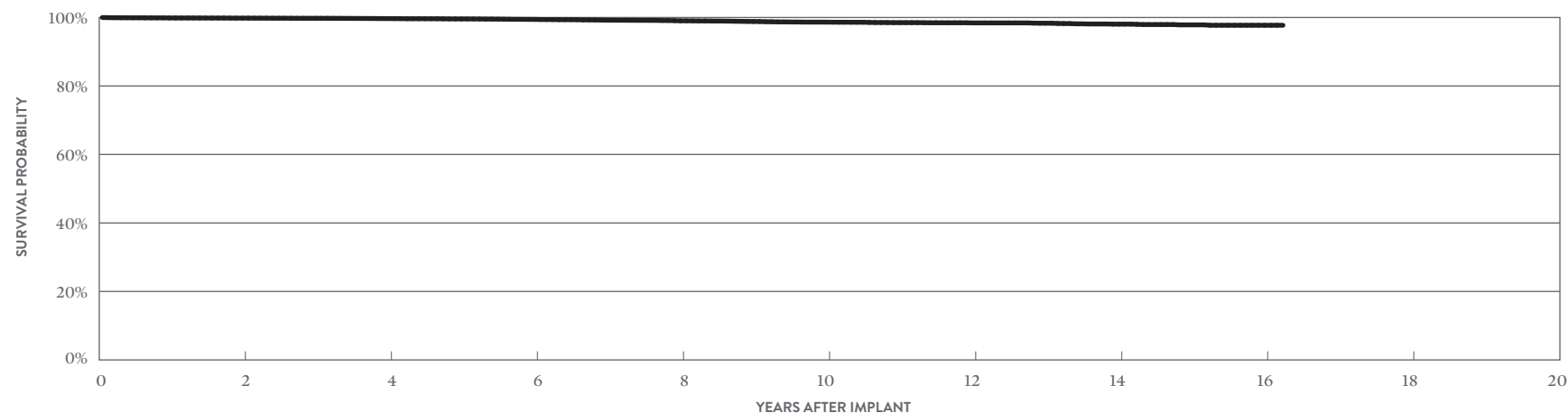
IsoFlex™ S

MODEL 1642T

US Regulatory Approval	May 2002
Registered US Implants	27,139
Estimated Active US Implants	7,828
Insulation	Silicone
Type and/or Fixation	Passive
Polarity	Bipolar
Steroid	Yes
Number of US Advisories	None

	ACUTE OBSERVATIONS (POST IMPLANT, ≤30 DAYS)		CHRONIC COMPLICATIONS (>30 DAYS)	
	QTY	RATE	QTY	RATE
Cardiac Perforation	0	0.00%	0	0.00%
Conductor Fracture	1	<0.01%	10	0.04%
Lead Dislodgement	49	0.18%	44	0.16%
Failure to Capture	6	0.02%	63	0.23%
Oversensing	0	0.00%	54	0.20%
Failure to Sense	3	0.01%	17	0.06%
Insulation Breach	0	0.00%	6	0.02%
Abnormal Pacing Impedance	3	0.01%	14	0.05%
Extracardiac Stimulation	1	<0.01%	2	<0.01%
Other	0	0.00%	3	0.01%
Total	63	0.23%	213	0.78%
Total Returned for Analysis	39		34	

MALFUNCTIONS	QTY	RATE
Conductor Fracture	0	0.00%
Insulation Breach	33	0.12%
Crimps, Welds & Bonds	1	<0.01%
Other	2	<0.01%
Extrinsic Factors	21	0.08%
Total	57	0.21%



YEAR	2	4	6	8	10	12	14	16	AT 194 MONTHS
SURVIVAL PROBABILITY	99.83%	99.67%	99.40%	98.98%	98.60%	98.37%	98.23%	97.84%	97.84%
± 1 STANDARD ERROR	0.03%	0.04%	0.06%	0.08%	0.11%	0.12%	0.14%	0.23%	0.23%
SAMPLE SIZE	21,870	17,510	13,840	10,990	8,250	5,220	2,470	630	240

Pacing Leads

CUSTOMER REPORTED PERFORMANCE DATA

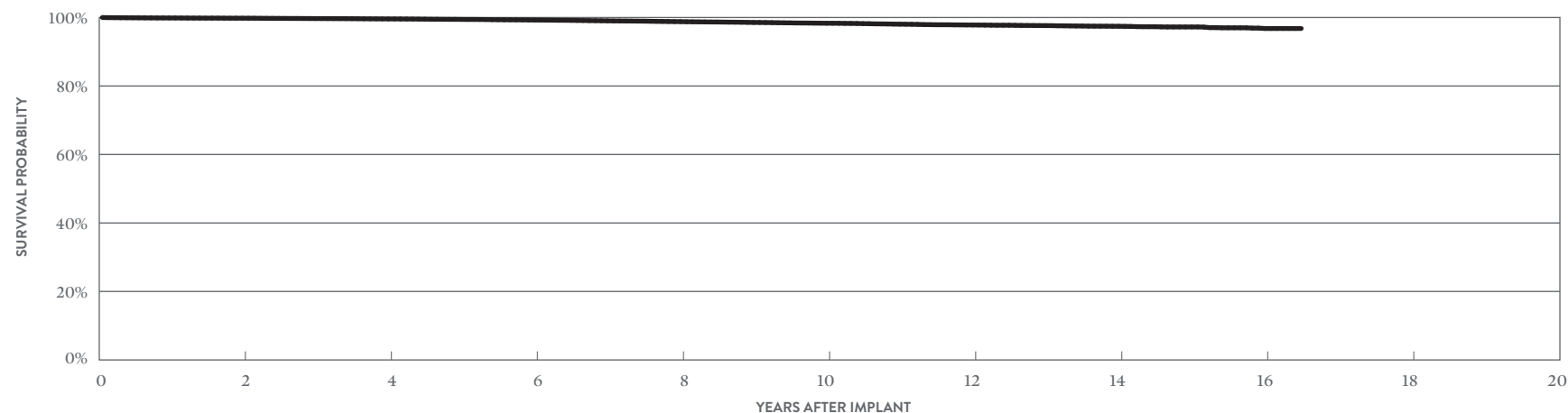
IsoFlex™ S

MODEL 1646T

US Regulatory Approval	May 2002
Registered US Implants	90,404
Estimated Active US Implants	25,080
Insulation	Silicone
Type and/or Fixation	Passive
Polarity	Bipolar
Steroid	Yes
Number of US Advisories	None

	ACUTE OBSERVATIONS (POST IMPLANT, ≤30 DAYS)		CHRONIC COMPLICATIONS (>30 DAYS)	
	QTY	RATE	QTY	RATE
Cardiac Perforation	4	<0.01%	2	<0.01%
Conductor Fracture	2	<0.01%	119	0.13%
Lead Dislodgement	37	0.04%	36	0.04%
Failure to Capture	35	0.04%	363	0.40%
Oversensing	2	<0.01%	176	0.19%
Failure to Sense	2	<0.01%	14	0.02%
Insulation Breach	2	<0.01%	46	0.05%
Abnormal Pacing Impedance	6	<0.01%	128	0.14%
Extracardiac Stimulation	0	0.00%	7	<0.01%
Other	2	<0.01%	27	0.03%
Total	92	0.10%	918	1.02%
Total Returned for Analysis	38		112	

MALFUNCTIONS	QTY	RATE
Conductor Fracture	22	0.02%
Insulation Breach	75	0.08%
Crimps, Welds & Bonds	0	0.00%
Other	6	<0.01%
Extrinsic Factors	68	0.08%
Total	171	0.19%



YEAR	2	4	6	8	10	12	14	16	AT 197 MONTHS
SURVIVAL PROBABILITY	99.80%	99.59%	99.28%	98.80%	98.35%	97.81%	97.45%	96.73%	96.73%
± 1 STANDARD ERROR	0.02%	0.02%	0.04%	0.05%	0.06%	0.08%	0.10%	0.19%	0.22%
SAMPLE SIZE	71,500	55,560	43,280	34,330	25,670	16,130	7,450	1,800	300

Pacing Leads

ACTIVELY MONITORED STUDY DATA

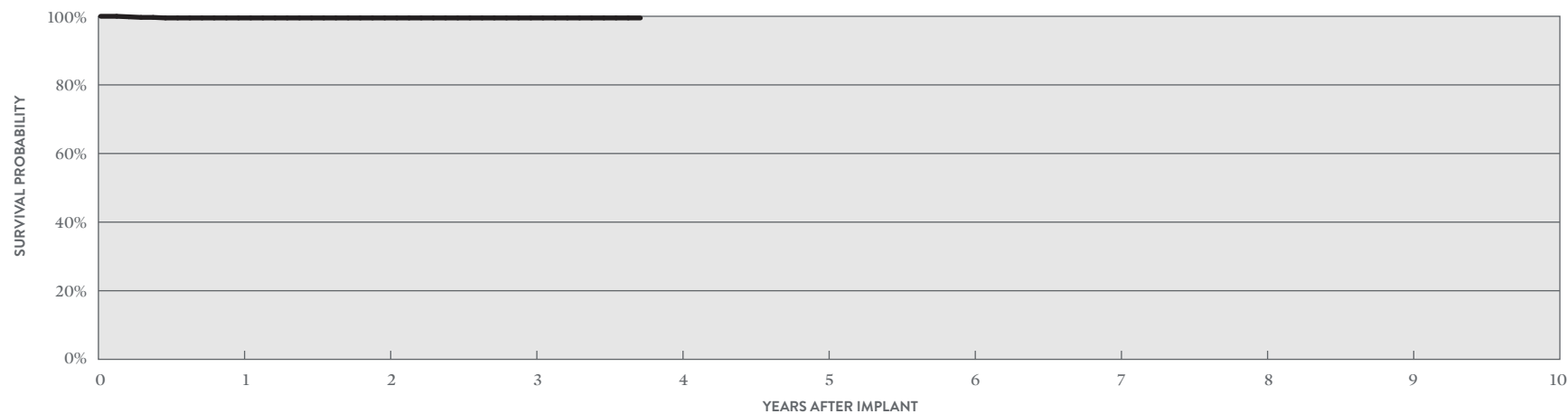
IsoFlex™ S

MODEL 1646T

US Regulatory Approval	May 2002
Number of Devices Enrolled in Study	641
Active Devices Enrolled in Study	3
Cumulative Months of Follow-up	15,863
Insulation	Silicone
Type and/or Fixation	Passive
Polarity	Bipolar
Steroid	Yes

QUALIFYING COMPLICATIONS	QTY	RATE
Failure to Capture	2	0.31%
Lead Dislodgement	1	0.16%

MALFUNCTIONS	QTY	RATE
Conductor Fracture	0	0.00%
Insulation Breach	0	0.00%
Crimps, Welds & Bonds	0	0.00%
Other	0	0.00%
Extrinsic Factors	0	0.00%
Total	0	0.00%



YEAR	1	2	3	AT 45 MONTHS
SURVIVAL PROBABILITY	99.51%	99.51%	99.51%	99.51%
± 1 STANDARD ERROR	0.28%	0.28%	0.28%	0.28%
SAMPLE SIZE	570	410	250	60

Pacing Leads

CUSTOMER REPORTED PERFORMANCE DATA

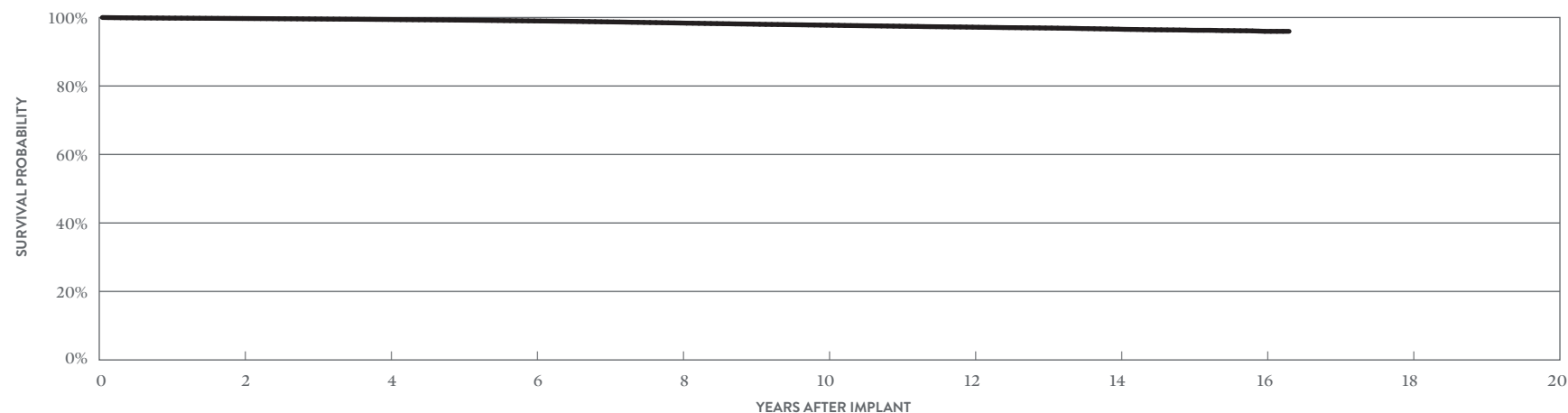
Tendril™ SDX

MODELS 1688T & 1688TC

US Regulatory Approval	June 2003
Registered US Implants	491,690
Estimated Active US Implants	163,427
Insulation	Silicone
Type and/or Fixation	Active
Polarity	Bipolar
Steroid	Yes
Number of US Advisories	None

	ACUTE OBSERVATIONS (POST IMPLANT, ≤30 DAYS)		CHRONIC COMPLICATIONS (>30 DAYS)	
	QTY	RATE	QTY	RATE
Cardiac Perforation	81	0.02%	43	<0.01%
Conductor Fracture	6	<0.01%	562	0.11%
Lead Dislodgement	322	0.07%	608	0.12%
Failure to Capture	203	0.04%	1578	0.32%
Oversensing	24	<0.01%	1878	0.38%
Failure to Sense	34	<0.01%	159	0.03%
Insulation Breach	10	<0.01%	241	0.05%
Abnormal Pacing Impedance	30	<0.01%	609	0.12%
Extracardiac Stimulation	8	<0.01%	46	<0.01%
Other	68	0.01%	182	0.04%
Total	786	0.16%	5906	1.20%
Total Returned for Analysis	352		1503	

MALFUNCTIONS	QTY	RATE
Conductor Fracture	216	0.04%
Insulation Breach	1017	0.21%
Crimps, Welds & Bonds	2	<0.01%
Other	20	<0.01%
Extrinsic Factors	829	0.17%
Total	2084	0.42%



YEAR	2	4	6	8	10	12	14	16	AT 196 MONTHS
SURVIVAL PROBABILITY	99.71%	99.41%	99.01%	98.39%	97.77%	97.20%	96.62%	95.95%	95.95%
± 1 STANDARD ERROR	0.01%	0.01%	0.02%	0.03%	0.03%	0.04%	0.06%	0.12%	0.14%
SAMPLE SIZE	397,300	307,010	223,280	158,980	111,340	71,820	36,480	5,550	290

Pacing Leads

ACTIVELY MONITORED STUDY DATA

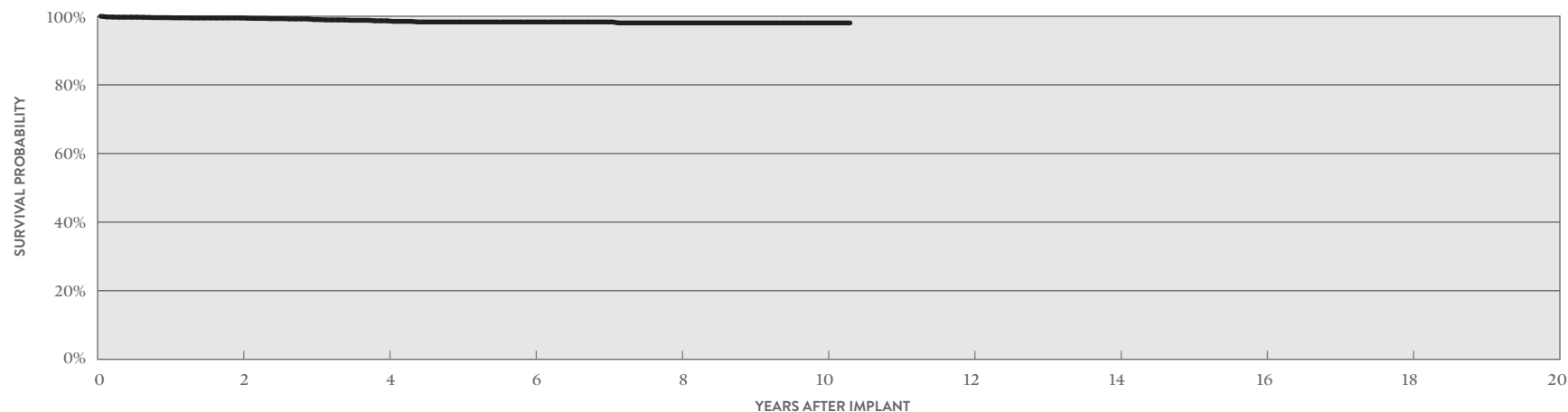
Tendril™ SDX

MODELS 1688T & 1688TC

US Regulatory Approval	June 2003
Number of Devices Enrolled in Study	2,645
Active Devices Enrolled in Study	349
Cumulative Months of Follow-up	100,635
Insulation	Silicone
Type and/or Fixation	Active
Polarity	Bipolar
Steroid	Yes

QUALIFYING COMPLICATIONS	QTY	RATE
Abnormal Pacing Impedance	5	0.19%
Conductor Fracture	2	0.08%
Failure to Capture	3	0.11%
Insulation Breach	3	0.11%
Lead Dislodgement	6	0.23%
Oversensing	3	0.11%
Pericardial Effusion	1	0.04%
Skin Erosion	1	0.04%

MALFUNCTIONS	QTY	RATE
Conductor Fracture	1	0.04%
Insulation Breach	5	0.19%
Crimps, Welds & Bonds	0	0.00%
Other	0	0.00%
Extrinsic Factors	5	0.19%
Total	11	0.42%



YEAR	2	4	6	8	10	AT 124 MONTHS
SURVIVAL PROBABILITY	99.50%	98.67%	98.33%	98.05%	98.05%	98.05%
± 1 STANDARD ERROR	0.14%	0.32%	0.40%	0.49%	0.49%	0.49%
SAMPLE SIZE	1,840	850	460	330	130	50

Pacing Leads

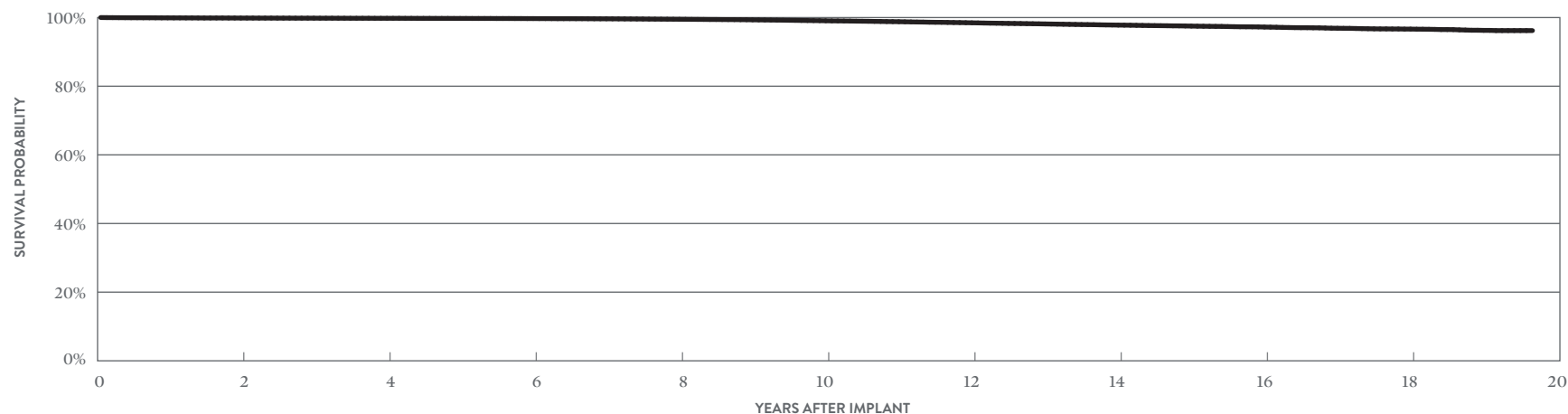
CUSTOMER REPORTED PERFORMANCE DATA

Tendril™ SDX

MODELS 1488T & 1488TC

US Regulatory Approval	March 2000
Registered US Implants	270,834
Estimated Active US Implants	49,520
Insulation	Silicone
Type and/or Fixation	Active
Polarity	Bipolar
Steroid	Yes
Number of US Advisories	None

MALFUNCTIONS	QTY	RATE
Conductor Fracture	159	0.06%
Insulation Breach	354	0.13%
Crimps, Welds & Bonds	5	<0.01%
Other	3	<0.01%
Extrinsic Factors	374	0.14%
Total	895	0.33%



YEAR	2	4	6	8	10	12	14	16	18	AT 236 MONTHS
SURVIVAL PROBABILITY	99.86%	99.79%	99.70%	99.51%	99.07%	98.48%	97.82%	97.22%	96.63%	96.19%
± 1 STANDARD ERROR	0.01%	0.01%	0.01%	0.02%	0.03%	0.04%	0.05%	0.06%	0.09%	0.14%
SAMPLE SIZE	220,690	175,240	134,480	101,710	79,060	63,980	51,760	35,930	13,780	240

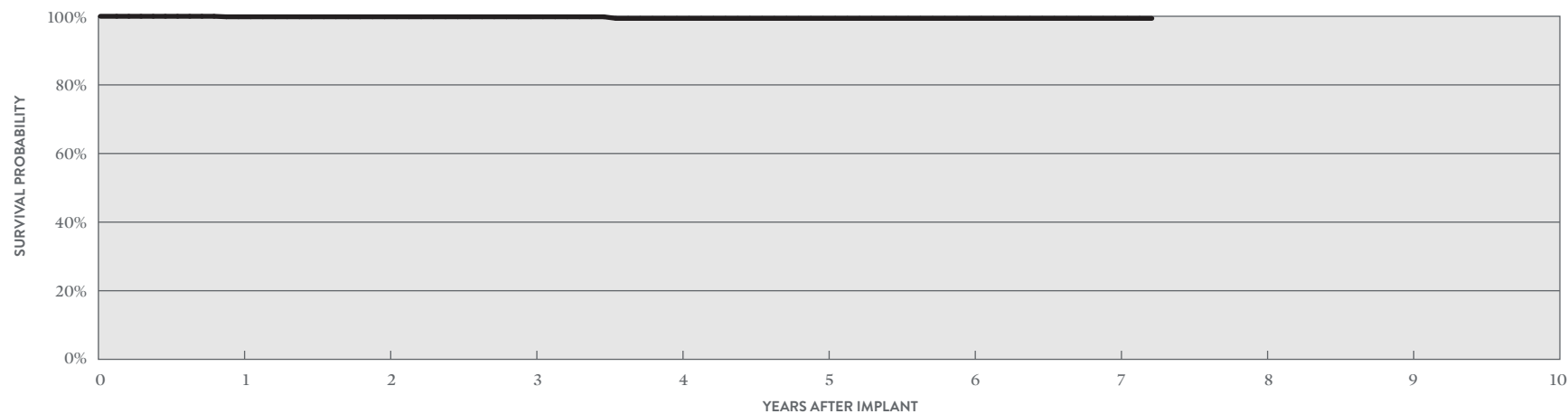
Pacing Leads

ACTIVELY MONITORED STUDY DATA

Tendril™ SDX

MODELS 1488T & 1488TC

		QUALIFYING COMPLICATIONS			MALFUNCTIONS		
			QTY	RATE		QTY	RATE
US Regulatory Approval	March 2000	Failure to Capture	1	0.12%	Conductor Fracture	0	0.00%
Number of Devices Enrolled in Study	802	Insulation Breach	1	0.12%	Insulation Breach	4	0.50%
Active Devices Enrolled in Study	25	Oversensing	1	0.12%	Crimps, Welds & Bonds	0	0.00%
Cumulative Months of Follow-up	27,237				Other	0	0.00%
Insulation	Silicone				Extrinsic Factors	1	0.12%
Type and/or Fixation	Active				Total	5	0.62%
Polarity	Bipolar						
Steroid	Yes						



YEAR	1	2	3	4	5	6	7	AT 87 MONTHS
SURVIVAL PROBABILITY	99.85%	99.85%	99.85%	99.39%	99.39%	99.39%	99.39%	99.39%
± 1 STANDARD ERROR	0.15%	0.15%	0.15%	0.49%	0.49%	0.49%	0.49%	0.49%
SAMPLE SIZE	730	580	400	220	120	90	70	50

SUMMARY INFORMATION
Pacing Leads

Pacing Leads

Survival Probability Summary

MODELS	FAMILY	1 YEAR	2 YEAR	3 YEAR	4 YEAR	5 YEAR	6 YEAR	7 YEAR	8 YEAR	9 YEAR	10 YEAR
LPA1200M	Tendril MRI™	99.76%	99.56%	99.38%	98.88%	98.51%	98.11%	97.90%			
2088TC	Tendril™ STS	99.74%	99.56%	99.38%	99.18%	98.96%	98.73%	98.46%	98.07%	97.55%	96.96%
1999	OptiSense™ Optim™	99.68%	99.49%	99.31%	99.11%	98.94%	98.71%	98.42%	98.08%	97.18%	
1944	IsoFlex™ Optim™	99.65%	99.45%	99.29%	99.17%	98.91%	98.64%	98.35%	98.07%	97.60%	97.08%
1948	IsoFlex™ Optim™	99.76%	99.58%	99.36%	99.10%	98.80%	98.50%	98.02%	97.53%	97.07%	96.43%
1699T/TC	OptiSense™	99.80%	99.69%	99.55%	99.46%	99.22%	99.02%	98.73%	98.43%	98.25%	97.96%
1888T/TC	Tendril™ ST Optim™	99.76%	99.60%	99.39%	99.15%	98.85%	98.50%	98.08%	97.61%	97.13%	96.66%
1882T/TC	Tendril™ ST Optim™	99.73%	99.60%	99.47%	99.31%	99.11%	98.83%	98.50%	98.08%	97.61%	97.08%
1782T/TC	Tendril™	99.80%	99.69%	99.55%	99.38%	99.16%	98.92%	98.68%	98.31%	98.00%	97.84%
1788T/TC	Tendril™	99.84%	99.76%	99.66%	99.55%	99.40%	99.19%	98.89%	98.61%	98.37%	98.22%
1648T	IsoFlex™ P	99.76%	99.63%	99.31%	99.31%	99.05%	98.66%	98.33%	97.88%	97.50%	96.97%
1642T	IsoFlex™ S	99.88%	99.83%	99.75%	99.67%	99.55%	99.40%	99.17%	98.98%	98.80%	98.60%
1646T	IsoFlex™ S	99.87%	99.80%	99.70%	99.59%	99.45%	99.28%	99.05%	98.80%	98.57%	98.35%
1688T/TC	Tendril™ SDX	99.83%	99.71%	99.57%	99.41%	99.24%	99.01%	98.74%	98.39%	98.07%	97.77%
1488T/TC	Tendril™ SDX	99.91%	99.86%	99.82%	99.79%	99.75%	99.70%	99.63%	99.51%	99.34%	99.07%

Pacing Leads

Acute Observation Summary

POST IMPLANT ≤30 DAYS

MODELS	US REGULATORY APPROVAL	REGISTERED US IMPLANTS	ESTIMATED ACTIVE US IMPLANTS	CARDIAC PERFORATION		CONDUCTOR FRACTURE		LEAD DISLODGEMENT		FAILURE TO CAPTURE		OVERSENSING		FAILURE TO SENSE		INSULATION BREACH		ABNORMAL PACING IMPEDANCE		EXTRACARDIAC STIMULATION		OTHER		TOTAL		TOTAL RETURNED FOR ANALYSIS
				QTY	RATE	QTY	RATE	QTY	RATE	QTY	RATE	QTY	RATE	QTY	RATE	QTY	RATE	QTY	RATE	QTY	RATE	QTY	RATE	QTY	RATE	
LPA1200M	Jan-17	146,394	108,670	36	0.02%	2	<0.01%	314	0.21%	47	0.03%	17	0.01%	23	0.02%	0	0.00%	2	<0.01%	6	<0.01%	60	0.04%	507	0.35%	185
2088TC	May-09	752,783	448,150	146	0.02%	9	<0.01%	959	0.13%	256	0.03%	83	0.01%	42	<0.01%	15	<0.01%	40	<0.01%	6	<0.01%	160	0.02%	1716	0.23%	668
1999	Oct-09	47,261	25,138	4	<0.01%	0	0.00%	64	0.14%	8	0.02%	10	0.02%	3	<0.01%	1	<0.01%	0	0.00%	0	0.00%	14	0.03%	104	0.22%	57
1944	Mar-08	18,597	9,431	0	0.00%	0	0.00%	87	0.47%	12	0.06%	1	<0.01%	2	0.01%	0	0.00%	0	0.00%	3	0.02%	4	0.02%	109	0.59%	56
1948	Mar-08	69,993	35,835	5	<0.01%	1	<0.01%	65	0.09%	40	0.06%	3	<0.01%	2	<0.01%	4	<0.01%	1	<0.01%	2	<0.01%	8	0.01%	131	0.19%	60
1699T/TC	May-07	22,885	8,334	1	<0.01%	0	0.00%	4	0.02%	4	0.02%	3	0.01%	8	0.03%	0	0.00%	0	0.00%	0	0.00%	2	<0.01%	22	0.10%	16
1888T/TC	Jun-06	301,930	117,235	41	0.01%	8	<0.01%	158	0.05%	88	0.03%	21	<0.01%	14	<0.01%	7	<0.01%	10	<0.01%	5	<0.01%	42	0.01%	394	0.13%	206
1882T/TC	Jun-06	49,617	23,561	4	<0.01%	0	0.00%	48	0.10%	12	0.02%	6	0.01%	4	<0.01%	0	0.00%	1	<0.01%	0	0.00%	15	0.03%	90	0.18%	49
1782T/TC	Feb-06	16,410	5,579	6	0.04%	0	0.00%	13	0.08%	5	0.03%	0	0.00%	0	0.00%	0	0.00%	2	0.01%	1	<0.01%	2	0.01%	29	0.18%	16
1788T/TC	Feb-06	65,258	21,038	12	0.02%	1	<0.01%	31	0.05%	31	0.05%	4	<0.01%	2	<0.01%	1	<0.01%	9	0.01%	2	<0.01%	20	0.03%	113	0.17%	48
1648T	Apr-05	2,836	844	0	0.00%	0	0.00%	2	0.07%	2	0.07%	0	0.00%	1	0.04%	0	0.00%	0	0.00%	1	0.04%	0	0.00%	6	0.21%	1
1642T	May-02	27,139	7,828	0	0.00%	1	<0.01%	49	0.18%	6	0.02%	0	0.00%	3	0.01%	0	0.00%	3	0.01%	1	<0.01%	0	0.00%	63	0.23%	39
1646T	May-02	90,404	25,080	4	<0.01%	2	<0.01%	37	0.04%	35	0.04%	2	<0.01%	2	<0.01%	2	<0.01%	6	<0.01%	0	0.00%	2	<0.01%	92	0.10%	38
1688T/TC	Jun-03	491,690	163,427	81	0.02%	6	<0.01%	322	0.07%	203	0.04%	24	<0.01%	34	<0.01%	10	<0.01%	30	<0.01%	8	<0.01%	68	0.01%	786	0.16%	352

Chronic Complication Summary

>30 DAYS

MODELS	US REGULATORY APPROVAL	REGISTERED US IMPLANTS	ESTIMATED ACTIVE US IMPLANTS	CARDIAC PERFORATION		CONDUCTOR FRACTURE		LEAD DISLODGEMENT		FAILURE TO CAPTURE		OVERSENSING		FAILURE TO SENSE		INSULATION BREACH		ABNORMAL PACING IMPEDANCE		EXTRACARDIAC STIMULATION		OTHER		TOTAL		TOTAL RETURNED FOR ANALYSIS
				QTY	RATE	QTY	RATE	QTY	RATE	QTY	RATE	QTY	RATE	QTY	RATE	QTY	RATE	QTY	RATE	QTY	RATE	QTY	RATE	QTY	RATE	
LPA1200M	Jan-17	146,394	108,670	15	0.01%	30	0.02%	264	0.18%	115	0.08%	151	0.10%	20	0.01%	10	<0.01%	21	0.01%	7	<0.01%	21	0.01%	654	0.45%	200
2088TC	May-09	752,783	448,150	75	<0.01%	294	0.04%	1322	0.18%	1085	0.14%	3334	0.44%	138	0.02%	270	0.04%	243	0.03%	45	<0.01%	208	0.03%	7014	0.93%	2049
1999	Oct-09	47,261	25,138	1	<0.01%	11	0.02%	181	0.38%	73	0.15%	286	0.61%	32	0.07%	39	0.08%	17	0.04%	1	<0.01%	18	0.04%	659	1.39%	208
1944	Mar-08	18,597	9,431	1	<0.01%	8	0.04%	58	0.31%	40	0.22%	98	0.53%	9	0.05%	6	0.03%	1	<0.01%	1	<0.01%	4	0.02%	226	1.22%	37
1948	Mar-08	69,993	35,835	12	0.02%	105	0.15%	77	0.11%	197	0.28%	340	0.49%	4	<0.01%	68	0.10%	37	0.05%	5	<0.01%	18	0.03%	863	1.23%	140
1699T/TC	May-07	22,885	8,334	0	0.00%	18	0.08%	51	0.22%	51	0.22%	117	0.51%	31	0.14%	8	0.03%	22	0.10%	3	0.01%	6	0.03%	307	1.34%	79
1888T/TC	Jun-06	301,930	117,235	42	0.01%	283	0.09%	584	0.19%	957	0.32%	2775	0.92%	129	0.04%	397	0.13%	250	0.08%	42	0.01%	147	0.05%	5606	1.86%	1385
1882T/TC	Jun-06	49,617	23,561	3	<0.01%	19	0.04%	153	0.31%	90	0.18%	280	0.56%	29	0.06%	45	0.09%	18	0.04%	3	<0.01%	25	0.05%	665	1.34%	185
1782T/TC	Feb-06	16,410	5,579	0	0.00%	6	0.04%	53	0.32%	52	0.32%	66	0.40%	8	0.05%	5	0.03%	18	0.11%	1	<0.01%	4	0.02%	213	1.30%	68
1788T/TC	Feb-06	65,258	21,038	8	0.01%	34	0.05%	79	0.12%	185	0.28%	234	0.36%	25	0.04%	33	0.05%	51	0.08%	7	0.01%	32	0.05%	688	1.05%	158
1648T	Apr-05	2,836	844	0	0.00%	6	0.21%	2	0.07%	14	0.49%	2	0.07%	1	0.04%	14	0.49%	4	0.14%	0	0.00%	6	0.21%	49	1.73%	8
1642T	May-02	27,139	7,828	0	0.00%	10	0.04%	44	0.16%	63	0.23%	54	0.20%	17	0.06%	6	0.02%	14	0.05%	2	<0.01%	3	0.01%	213	0.78%	34
1646T	May-02	90,404	25,080	2	<0.01%	119	0.13%	36	0.04%	363	0.40%	176	0.19%	14	0.02%	46	0.05%	128	0.14%	7	<0.01%	27	0.03%	918	1.02%	112
1688T/TC	Jun-03	491,690	163,427	43	<0.01%	562	0.11%	608	0.12%	1578	0.32%	1878	0.38%	159	0.03%	241	0.05%	609	0.12%	46	<0.01%	182	0.04%	5906	1.20%	1503

Definitions of observations and complications can be found on [page 7](#).

Pacing Leads U.S. Malfunction Summary

MODELS	REGISTERED US IMPLANTS	PERCENT RETURNED FOR ANALYSIS	CONDUCTOR FRACTURE		INSULATION BREACH		CRIMPS, WELDS & BONDS		OTHER		EXTRINSIC FACTORS		TOTAL	
			QTY	RATE	QTY	RATE	QTY	RATE	QTY	RATE	QTY	RATE	QTY	RATE
LPA1200M	146,394	2.1%	30	0.02%	25	0.02%	0	0.00%	7	<0.01%	155	0.11%	217	0.15%
2088TC	752,783	3.7%	67	<0.01%	860	0.11%	0	0.00%	32	<0.01%	1393	0.19%	2352	0.31%
1999	47,261	4.4%	7	0.01%	60	0.13%	0	0.00%	7	0.01%	166	0.35%	240	0.51%
1944	18,597	6.7%	0	0.00%	13	0.07%	0	0.00%	1	<0.01%	31	0.17%	45	0.24%
1948	69,993	4.0%	15	0.02%	105	0.15%	0	0.00%	1	<0.01%	88	0.13%	209	0.30%
1699T/TC	22,885	5.3%	14	0.06%	38	0.17%	0	0.00%	0	0.00%	57	0.25%	109	0.48%
1888T/TC	301,930	4.8%	45	0.01%	952	0.32%	1	<0.01%	15	<0.01%	869	0.29%	1882	0.62%
1882T/TC	49,617	4.0%	2	<0.01%	78	0.16%	0	0.00%	3	<0.01%	145	0.29%	228	0.46%
1782T/TC	16,410	5.3%	1	<0.01%	44	0.27%	0	0.00%	0	0.00%	49	0.30%	94	0.57%
1788T/TC	65,258	5.6%	10	0.02%	122	0.19%	1	<0.01%	1	<0.01%	105	0.16%	239	0.37%
1648T	2,836	6.1%	0	0.00%	16	0.56%	0	0.00%	2	0.07%	6	0.21%	24	0.85%
1642T	27,139	5.3%	0	0.00%	33	0.12%	1	<0.01%	2	<0.01%	21	0.08%	57	0.21%
1646T	90,404	5.1%	22	0.02%	75	0.08%	0	0.00%	6	<0.01%	68	0.08%	171	0.19%
1688T/TC	491,690	5.1%	216	0.04%	1017	0.21%	2	<0.01%	20	<0.01%	829	0.17%	2084	0.42%
1488T/TC	270,834	4.7%	159	0.06%	354	0.13%	5	<0.01%	3	<0.01%	374	0.14%	895	0.33%

Definitions of malfunction categories can be found on [pages 8-9](#).

Pacing Leads

Worldwide Malfunction Summary

MODELS	WORLDWIDE SALES	PERCENT RETURNED FOR ANALYSIS	CONDUCTOR FRACTURE		INSULATION BREACH		CRIMPS, WELDS & BONDS		OTHER		EXTRINSIC FACTORS		TOTAL	
			QTY	RATE	QTY	RATE	QTY	RATE	QTY	RATE	QTY	RATE	QTY	RATE
LPA1200M	447,701	0.85%	57	0.01%	65	0.01%	0	0.00%	17	<0.01%	256	0.06%	395	0.09%
2088TC	2,419,730	1.23%	92	<0.01%	1043	0.04%	0	0.00%	80	<0.01%	1836	0.08%	3051	0.13%
1888T/TC	1,121,358	1.54%	68	0.01%	1142	0.10%	1	<0.01%	34	<0.01%	1243	0.11%	2488	0.22%

Definitions of malfunction categories can be found on [pages 8-9](#).

Pacing Leads

Actively Monitored Study Data Summary

QUALIFYING COMPLICATIONS

MODELS	NUMBER OF DEVICES ENROLLED	ACTIVE DEVICES ENROLLED	CUMULATIVE MONTHS OF FOLLOW-UP	ABNORMAL PACING IMPEDANCE		CARDIAC PERFORATION		CONDUCTOR FRACTURE		EXTRACARDIAC STIMULATION		FAILURE TO CAPTURE		FAILURE TO SENSE		INSULATION BREACH		LEAD DISLODGE MENT		OVERSENSING		PERICARDIAL EFFUSION		SKIN EROSION		TOTAL	
				QTY	RATE	QTY	RATE	QTY	RATE	QTY	RATE	QTY	RATE	QTY	RATE	QTY	RATE	QTY	RATE	QTY	RATE	QTY	RATE	QTY	RATE	QTY	RATE
2088	3,879	1,315	222,929	1	0.03%	1	0.03%	5	0.13%	1	0.03%	11	0.28%	3	0.08%	7	0.18%	15	0.39%	16	0.41%	1	0.03%	0	0.00%	61	1.57%
1999	876	364	50,801	1	0.11%	0	0.00%	2	0.23%	0	0.00%	0	0.00%	2	0.23%	1	0.11%	10	1.14%	1	0.11%	0	0.00%	0	0.00%	17	1.94%
1944	104	28	6,398	0	0.00%	0	0.00%	0	0.00%	0	0.00%	0	0.00%	0	0.00%	0	0.00%	1	0.96%	0	0.00%	0	0.00%	0	0.00%	1	0.96%
1948	765	186	37,805	0	0.00%	0	0.00%	0	0.00%	0	0.00%	1	0.13%	0	0.00%	1	0.13%	2	0.26%	0	0.00%	0	0.00%	0	0.00%	4	0.52%
1699T/TC	1,451	252	76,888	1	0.07%	0	0.00%	2	0.14%	0	0.00%	4	0.28%	0	0.00%	1	0.07%	8	0.55%	1	0.07%	0	0.00%	0	0.00%	17	1.17%
1888T/TC	14,511	3,837	885,341	7	0.05%	2	0.01%	9	0.06%	4	0.03%	19	0.13%	5	0.03%	29	0.20%	58	0.40%	23	0.16%	0	0.00%	1	<0.01%	157	1.08%
1882T/TC	690	178	41,896	1	0.14%	0	0.00%	0	0.00%	1	0.14%	1	0.14%	1	0.14%	0	0.00%	2	0.29%	2	0.29%	0	0.00%	1	0.14%	9	1.30%
1782T/TC	165	8	5,890	0	0.00%	0	0.00%	0	0.00%	0	0.00%	0	0.00%	0	0.00%	0	0.00%	0	0.00%	1	0.61%	0	0.00%	0	0.00%	1	0.61%
1788T/TC	363	35	13,218	0	0.00%	0	0.00%	0	0.00%	1	0.28%	0	0.00%	0	0.00%	0	0.00%	3	0.83%	0	0.00%	0	0.00%	0	0.00%	4	1.10%
1646T	641	3	15,863	0	0.00%	0	0.00%	0	0.00%	0	0.00%	2	0.31%	0	0.00%	0	0.00%	1	0.16%	0	0.00%	0	0.00%	0	0.00%	3	0.47%
1688T/TC	2,645	349	100,635	5	0.19%	0	0.00%	2	0.08%	0	0.00%	3	0.11%	0	0.00%	3	0.11%	6	0.23%	3	0.11%	1	0.04%	1	0.04%	24	0.91%
1488T/TC	802	25	27,237	0	0.00%	0	0.00%	0	0.00%	0	0.00%	1	0.12%	0	0.00%	1	0.12%	0	0.00%	1	0.12%	0	0.00%	0	0.00%	3	0.37%

A list of complications can be found on [page 12](#).

Pacing Leads

Actively Monitored Study Data Summary

MALFUNCTIONS

MODELS	NUMBER OF DEVICES ENROLLED	PERCENT RETURNED FOR ANALYSIS	CONDUCTOR FRACTURE		INSULATION BREACH		CRIMPS, WELDS & BONDS		OTHER		EXTRINSIC FACTORS		TOTAL	
			QTY	RATE	QTY	RATE	QTY	RATE	QTY	RATE	QTY	RATE	QTY	RATE
2088TC	3,879	4.9%	1	0.03%	13	0.34%	0	0.00%	0	0.00%	13	0.34%	27	0.70%
1999	876	6.5%	0	0.00%	6	0.68%	0	0.00%	0	0.00%	8	0.91%	14	1.60%
1944	104	2.9%	0	0.00%	0	0.00%	0	0.00%	0	0.00%	0	0.00%	0	0.00%
1948	765	6.00%	0	0.00%	5	0.65%	0	0.00%	0	0.00%	1	0.13%	6	0.78%
1699T/TC	1,451	3.60%	0	0.00%	3	0.21%	0	0.00%	0	0.00%	6	0.41%	9	0.62%
1888T/TC	14,511	4.00%	3	0.02%	27	0.19%	0	0.00%	0	0.00%	36	0.25%	66	0.45%
1882T/TC	690	4.80%	0	0.00%	3	0.43%	0	0.00%	0	0.00%	0	0.00%	3	0.43%
1782T/TC	165	4.20%	0	0.00%	1	0.61%	0	0.00%	0	0.00%	0	0.00%	1	0.61%
1788T/TC	363	5.00%	0	0.00%	2	0.55%	0	0.00%	0	0.00%	0	0.00%	2	0.55%
1646T	641	2.00%	0	0.00%	0	0.00%	0	0.00%	0	0.00%	0	0.00%	0	0.00%
1688T/TC	2,645	6.40%	1	0.04%	5	0.19%	0	0.00%	0	0.00%	5	0.19%	11	0.42%
1488T/TC	802	4.10%	0	0.00%	4	0.50%	0	0.00%	0	0.00%	1	0.12%	5	0.62%

Definitions of malfunction categories can be found on [pages 8-9](#).

Implantable Cardiac Monitors (ICM) Devices

Implantable Cardiac Monitors (ICMs) Devices

CUSTOMER REPORTED PERFORMANCE DATA

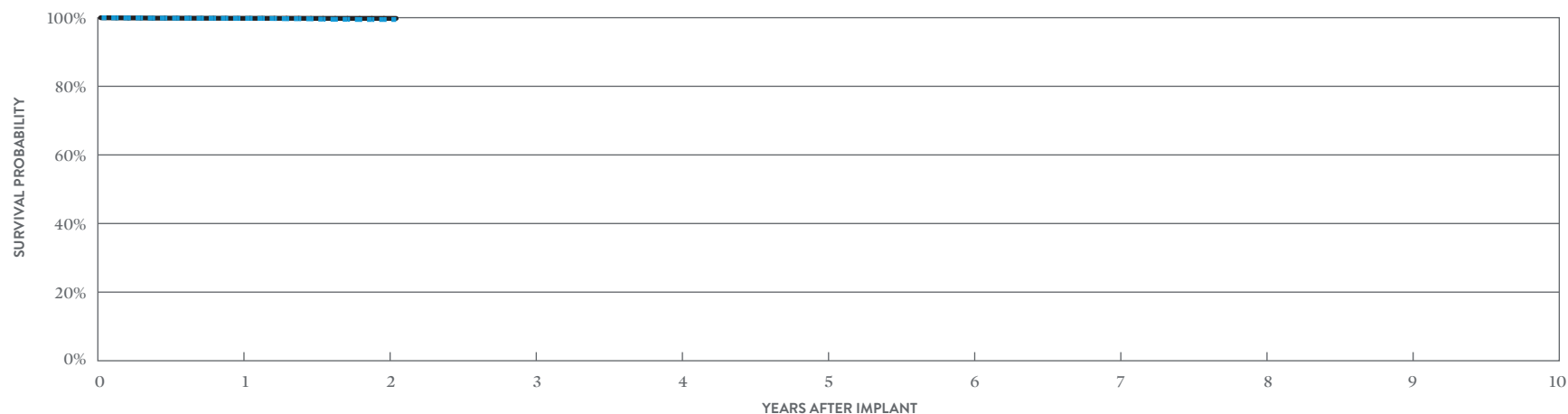
Confirm Rx™ ICM

MODEL DM3500

US Regulatory Approval	September 2017
Registered US Implants	41,044
Estimated Active US Implants	34,893
Estimated Longevity	2 Years
Normal Battery Depletion	12
Number of US Advisories	None

MALFUNCTIONS

	QTY	RATE
Electrical Component	6	0.01%
Electrical Interconnect	8	0.02%
Battery	0	0.00%
Software/Firmware	0	0.00%
Mechanical	2	<0.01%
Possible Early Battery Depletion	4	<0.01%
Other	4	<0.01%
Total	24	0.06%



INCLUDING NORMAL BATTERY DEPLETION

YEAR	1	2	AT 25 MONTHS
SURVIVAL PROBABILITY	99.81%	99.47%	99.47%
± 1 STANDARD ERROR	0.02%	0.07%	0.07%
SAMPLE SIZE	28720	8590	790

EXCLUDING NORMAL BATTERY DEPLETION

YEAR	1	2	AT 25 MONTHS
SURVIVAL PROBABILITY	99.82%	99.80%	99.80%
± 1 STANDARD ERROR	0.02%	0.03%	0.03%

Implantable Cardiac Monitors (ICMs) Devices

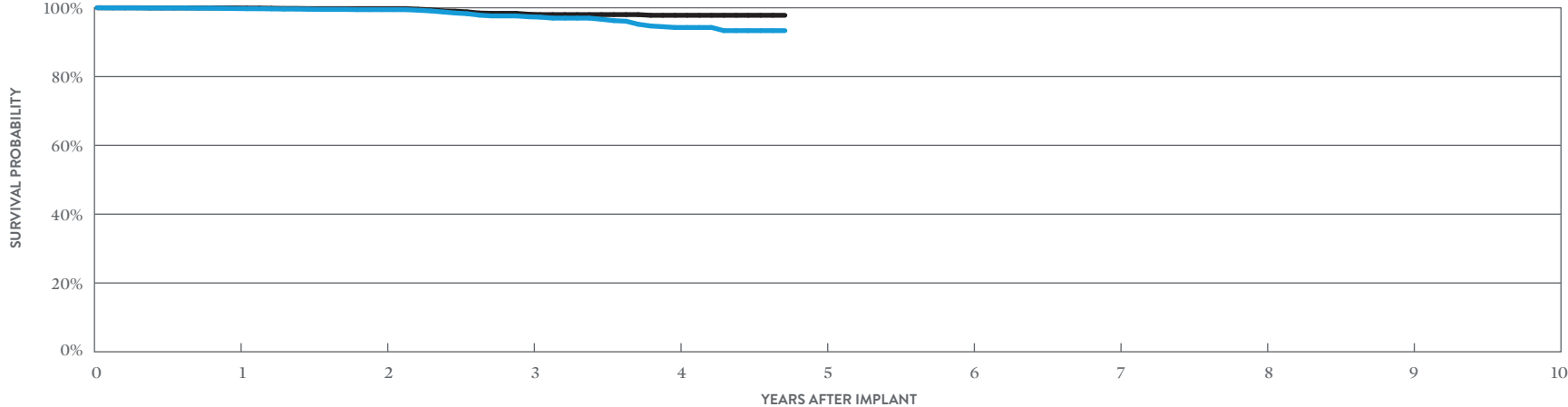
CUSTOMER REPORTED PERFORMANCE DATA

SJM Confirm™ ICM

MODEL DM2102

US Regulatory Approval	May 2014
Registered US Implants	5,437
Estimated Active US Implants	3,538
Estimated Longevity	3 Years
Normal Battery Depletion	21
Number of US Advisories (see pg. 340)	One

MALFUNCTIONS		
	QTY	RATE
Electrical Component	19	0.35%
Electrical Interconnect	0	0.00%
Battery	1	0.02%
Software/Firmware	0	0.00%
Mechanical	0	0.00%
Possible Early Battery Depletion	0	0.00%
Other	3	0.06%
Total	23	0.42%



INCLUDING NORMAL BATTERY DEPLETION

YEAR	1	2	3	4	AT 57 MONTHS
SURVIVAL PROBABILITY	99.77%	99.45%	97.38%	94.27%	93.35%
± 1 STANDARD ERROR	0.06%	0.12%	0.29%	0.57%	0.71%
SAMPLE SIZE	4,720	3,570	2,500	1,330	200

EXCLUDING NORMAL BATTERY DEPLETION

YEAR	1	2	3	4	AT 57 MONTHS
SURVIVAL PROBABILITY	99.96%	99.75%	98.12%	97.81%	97.81%
± 1 STANDARD ERROR	0.03%	0.08%	0.24%	0.31%	0.31%

Implantable Cardiac Monitors (ICMs) Devices

CUSTOMER REPORTED PERFORMANCE DATA

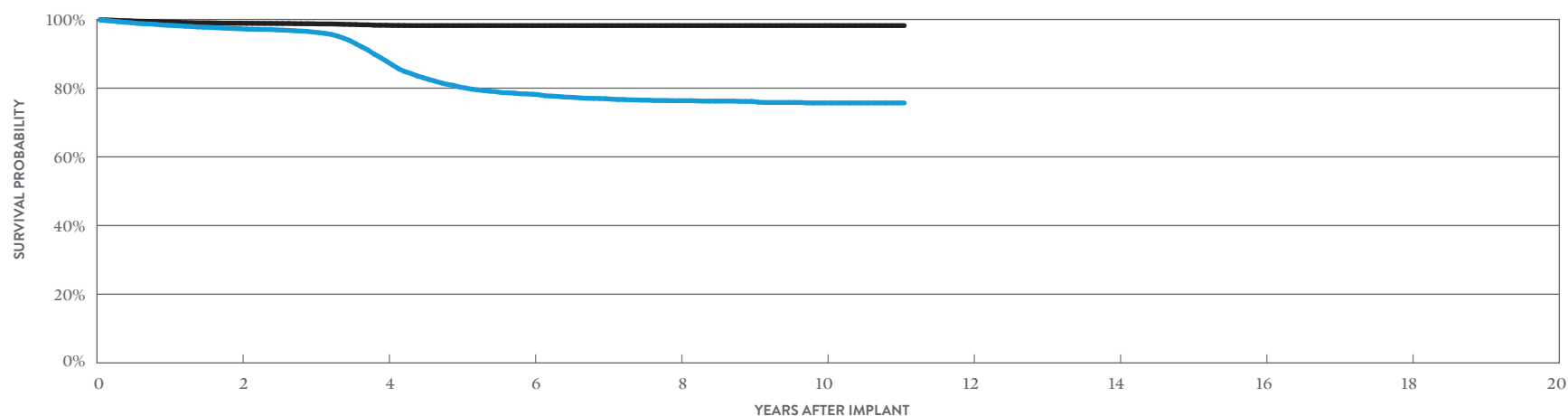
SJM Confirm™ ICM

MODEL DM2100

US Regulatory Approval	August 2008
Registered US Implants	18,686
Estimated Active US Implants	6,197
Estimated Longevity	3 Years
Normal Battery Depletion	891
Number of US Advisories (see pg. 340)	One

MALFUNCTIONS

	QTY	RATE
Electrical Component	15	0.08%
Electrical Interconnect	1	<0.01%
Battery	20	0.11%
Software/Firmware	10	0.05%
Mechanical	0	0.00%
Possible Early Battery Depletion	7	0.04%
Other	42	0.22%
Total	95	0.51%



INCLUDING NORMAL BATTERY DEPLETION

YEAR	2	4	6	8	10	AT 133 MONTHS
SURVIVAL PROBABILITY	97.30%	87.88%	78.23%	76.35%	75.70%	75.70%
± 1 STANDARD ERROR	0.13%	0.30%	0.41%	0.43%	0.46%	0.46%
SAMPLE SIZE	12,870	9,720	6,840	3,530	1,340	210

EXCLUDING NORMAL BATTERY DEPLETION

YEAR	2	4	6	8	10	AT 133 MONTHS
SURVIVAL PROBABILITY	98.90%	98.32%	98.22%	98.22%	98.22%	98.22%
± 1 STANDARD ERROR	0.09%	0.11%	0.12%	0.12%	0.12%	0.12%

SUMMARY INFORMATION
**Implantable Cardiac
Monitors (ICMS)**

Implantable Cardiac Monitors (ICMs) Devices

Survival Probability Summary

INCLUDING NORMAL BATTERY DEPLETION

MODELS	FAMILY	1 YEAR	2 YEAR	3 YEAR	4 YEAR	5 YEAR	6 YEAR	7 YEAR	8 YEAR	9 YEAR	10 YEAR
DM3500	Confirm Rx™ ICM	99.81%	99.47%								
DM2102	SJM Confirm™ ICM	99.77%	99.45%	97.38%	94.27%						
DM2100	SJM Confirm™ ICM	98.32%	97.30%	96.34%	87.88%	80.33%	78.23%	76.94%	76.35%	76.15%	75.70%

EXCLUDING NORMAL BATTERY DEPLETION

MODELS	FAMILY	1 YEAR	2 YEAR	3 YEAR	4 YEAR	5 YEAR	6 YEAR	7 YEAR	8 YEAR	9 YEAR	10 YEAR
DM3500	Confirm Rx™ ICM	99.82%	99.80%								
DM2102	SJM Confirm™ ICM	99.96%	99.75%	98.12%	97.81%						
DM2100	SJM Confirm™ ICM	99.29%	98.90%	98.75%	98.32%	98.22%	98.22%	98.22%	98.22%	98.22%	98.22%

Implantable Cardiac Monitors (ICMs) Devices

US Malfunction Summary

MODELS	FAMILY	REGISTERED US IMPLANTS	PERCENT RETURNED FOR ANALYSIS	ELECTRICAL COMPONENT		ELECTRICAL INTERCONNECT		BATTERY		SOFTWARE/ FIRMWARE		MECHANICAL		POSSIBLE EARLY BATTERY DEPLETION		OTHER		TOTAL	
				QTY	RATE	QTY	RATE	QTY	RATE	QTY	RATE	QTY	RATE	QTY	RATE	QTY	RATE	QTY	RATE
DM3500	Confirm Rx™ ICM	41,044	2.30%	6	0.01%	8	0.02%	0	0.00%	0	0.00%	2	<0.01%	4	<0.01%	4	<0.01%	24	0.06%
DM2102	SJM Confirm™ ICM	5,437	7.40%	19	0.35%	0	0.00%	1	0.02%	0	0.00%	0	0.00%	0	0.00%	3	0.06%	23	0.42%
DM2100	SJM Confirm™ ICM	18,686	18.30%	15	0.08%	1	<0.01%	20	0.11%	10	0.05%	0	0.00%	7	0.04%	42	0.22%	95	0.51%

Definitions of malfunction categories can be found on [pages 5-6](#).

Focus on Clinical Performance

ICD Premature Battery Depletion Advisory Update – May 2020

Since the original October 11, 2016 communication, Abbott (formerly St. Jude Medical) has continued to analyze and review the performance data from the affected device population. The rates reported below summarize performance data through February 29, 2020.

Importantly, the information contained in this notice has not altered our previously communicated patient management recommendations. This information is designed to keep you informed of ongoing analysis of products returned to the company.

RATES

The table below summarizes the updated worldwide experience for the affected devices that were returned for product analysis due to premature battery depletion (PBD). We have included both confirmed and unconfirmed shorts in the table below. The table includes both the updated data through February 29, 2020, and data from the original (October 11, 2016) and periodic (August 31, 2018) communications.

UPDATED (THROUGH FEBRUARY 29, 2020)

WORLDWIDE PATIENT IMPACT	NUMBER / RATE ORIGINAL OCTOBER 11, 2016	NUMBER / RATE THROUGH AUGUST 31, 2018	NUMBER / RATE THROUGH FEBRUARY 29, 2020
No Harm Reported/Additional Surgery Only*	792/0.20%	3,281/0.82%	6,412/1.61%
Loss of Pacing – Minor (Dizziness)	37/<0.01%	53/0.01%	54/0.01%
Loss of Pacing – Major (Syncope)	10/<0.01%	16/<0.01%	25/<0.01%
Loss of Defibrillation – Emergency	0/0%	3/<0.01%	4/<0.01%
Loss of Defibrillation – Death	2/<0.01%	2/<0.01%	2/<0.01%
Grand Total	841/0.21%	3,355/0.84%	6,497/1.63%
Total Units Sold	398,740		

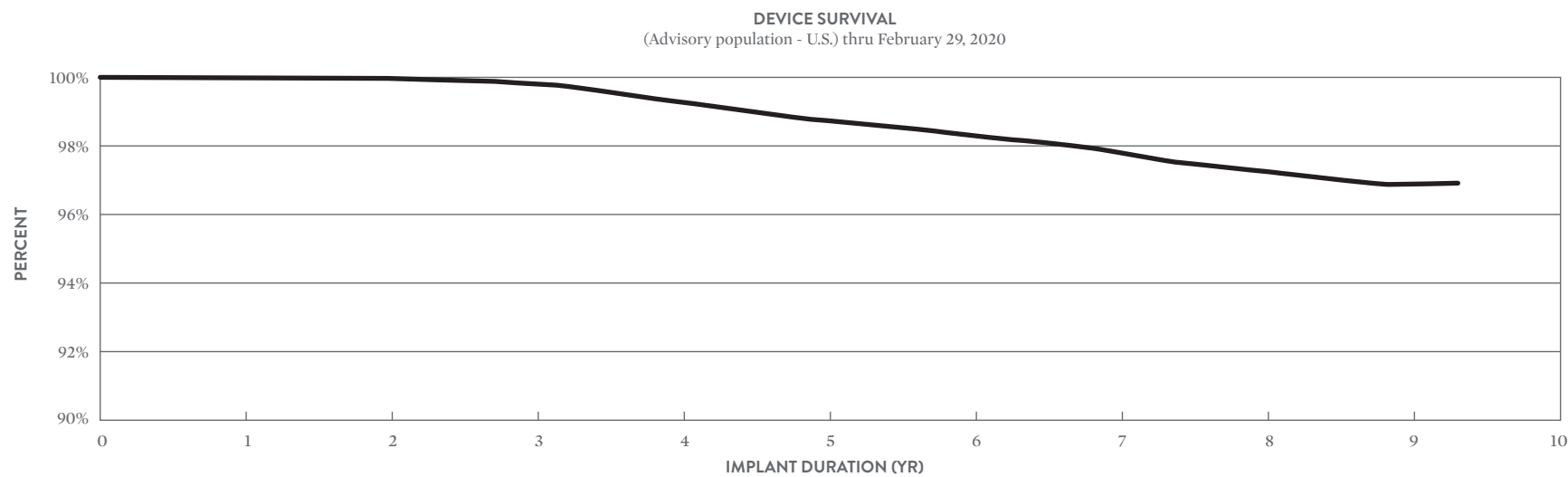
*All impacts in this table were related to a replacement surgery, as the data are from units explanted and returned for analysis. The category “No Harm Reported/Additional Surgery Only” means there was no associated report of patient symptoms in addition to the replacement of the affected unit.

Note: The calculation includes an increased number of investigations primarily associated with Battery Performance Alert notifications. These are reflected in the “No Harm Reported/Additional Surgery Only” category.

Focus on Clinical Performance

Estimated Performance of Affected Fortify™ Implantable Cardioverter Defibrillator (ICD), Fortify Assura™ ICD, Quadra Assura™ Cardiac Resynchronization Therapy Defibrillator (CRT-D), Unify™ CRT-D, Unify Assura™ CRT-D and Unify Quadra™ CRT-D Devices

NINE-YEAR COMBINED KAPLAN-MEIER SURVIVAL CURVE OF FREEDOM FROM PREMATURE BATTERY DEPLETION ASSOCIATED WITH LITHIUM DEPOSITS IN AFFECTED U.S. ADVISORY DEVICE POPULATION



YEAR	1	2	3	4	5	6	7	8	9
SURVIVAL PROBABILITY	99.997%	99.970%	99.750%	99.235%	98.639%	98.122%	97.614%	97.137%	96.835%
SAMPLE SIZE	227,000	210,000	197,000	183,000	151,000	109,000	71,000	40,000	14,000

SURVIVAL CALCULATION GENERAL METHODS

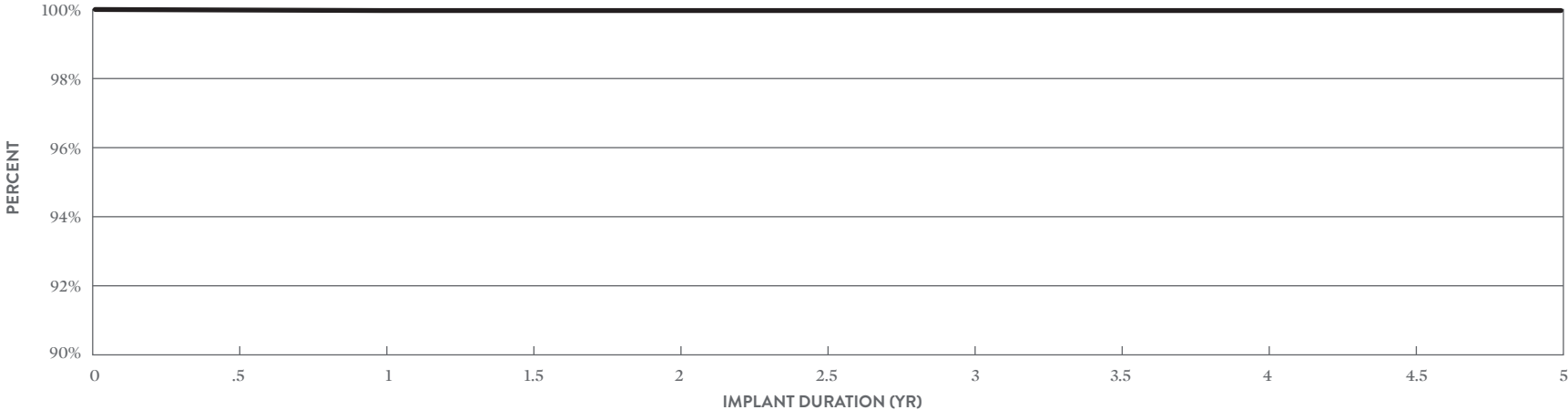
Internal modeling based on an analysis of field returns related to premature battery depletions associated with lithium clusters; updated with data through February 29, 2020.

Non-Advisory Population Update

Fortify™, Fortify Assura™, Quadra Assura™, Quadra Assura MP™, Unify™, Unify Assura™ and Unify Quadra™ Devices manufactured after May 23, 2015 were built with an improved battery design with additional insulation and thus not included in the advisory population. Through February 2020 there have been zero (N=0) occurrences, worldwide, of premature depletion due to Li clusters with the improved design.

In the US there have been ~ 171,000 implanted devices with the improved battery design with no occurrences of premature depletion associated with Li clusters. Of the implanted US population, ~88% (or ~150,000) have exceed 1 year of implant duration and ~66% (or ~113,500) have exceed 2.0 years of implant duration with no occurrences of premature depletion due to Li clusters.

**SURVIVAL PLOT FOR NON-ADVISORY POPULATION
KAPLAN-MEIER METHOD
CENSORING FOR NON-ADVISORY POPULATION WITH CLUSTER**



YEAR	.5	1	1.5	2	2.5	3	3.5	4	4.5	5
SURVIVAL PROBABILITY	100%	100%	100%	100%	100%	100%	100%	100%	100%	100%
SAMPLE SIZE	~171,000	~150,000	~131,000	~113,500	~95,500	~79,000	~60,000	~34,500	~17,000	~2,500

Update on Riata™ Lead Performance

REGISTRY AND POST-MARKET STUDIES

Prospective, monitored registries continue to provide the best data to support clinical decision making. Abbott initiated the Riata Lead Evaluation Study (RLES), which began in December 2011 and has enrolled 782 patients with Riata leads at sites in U.S., Canada and Japan. Phase I of the study involved enrollment, collection of patient information, thorough (3 angle) cinefluoroscopic imaging, and adjudication of cinefluoroscopic data by experienced, independent electrophysiologists for the presence of externalized conductors. U.S., Canadian, and Japanese data from Phase I were first reported by Abbott in the November 2012 Product Performance Report 2nd Edition. RLES data was subsequently presented at the 2013 and 2014 Heart Rhythm Society Scientific Sessions and detailed in a peer-reviewed manuscript.^{1,2,3}

In 2013, Abbott expanded the RLES to include Durata™ and QuickSite™/QuickFlex™ leads and to increase the quantity of Riata™ and Riata™ ST leads. The expanded study, known as the “St. Jude Medical Cardiac Lead Assessment Study” (CLAS), began enrollment in February 2013 to ensure at least 500 leads in each of the following lead families: Riata, Riata ST, Durata and QuickSite/QuickFlex. Under the new CLAS protocol, patients will be followed every six months for three years a cinefluoroscopy will be performed at the enrollment, 1-year, 2-year and 3-year follow-up visits. The main objective of the study is to determine the prevalence and incidence of lead compromise evidenced by imaging (includes externalized conductors and other visual lead anomalies) and electrical dysfunction in Riata, Riata ST, QuickSite/QuickFlex and Durata leads. All images were adjudicated by an independent panel of experienced electrophysiologists for determining the presence of externalized conductors. Additionally, upon occurrence of a lead revision during follow-up, another physician panel determined whether electrical dysfunction had occurred based upon predefined criteria.⁴ Enrollment has been completed for CLAS. The following summaries for Riata/Riata ST and QuickSite/QuickFlex leads represent the final results of this study with data collected as of September 14, 2019.

The Durata leads CLAS summary is available on page 312.

1 David Hayes, Roger Freedman, Mark Niebauer, Vance Plumb, Jay Dinerman, Scott Beau, Anne Curtis, *Incidence of New Externalized Conductors and Electrical Dysfunction in Riata and Riata ST Silicone ICD Leads: 1 year Results from a Prospective, Multicenter Study*, Heart Rhythm Society's Annual Scientific Sessions, San Francisco, CA, May 8, 2014.

2 David Hayes, Roger Freedman, Anne Curtis, Mark Niebauer, G.Neal Kay, Jay Dinerman, Scott Beau, Wilson Wong, *Prevalence of Externalized Conductors in Riata and Riata ST Silicone ICD Leads: Results from a Prospective, Multicenter Study*, Heart Rhythm Society's Annual Scientific Sessions, Denver, CO, May 9, 2013.

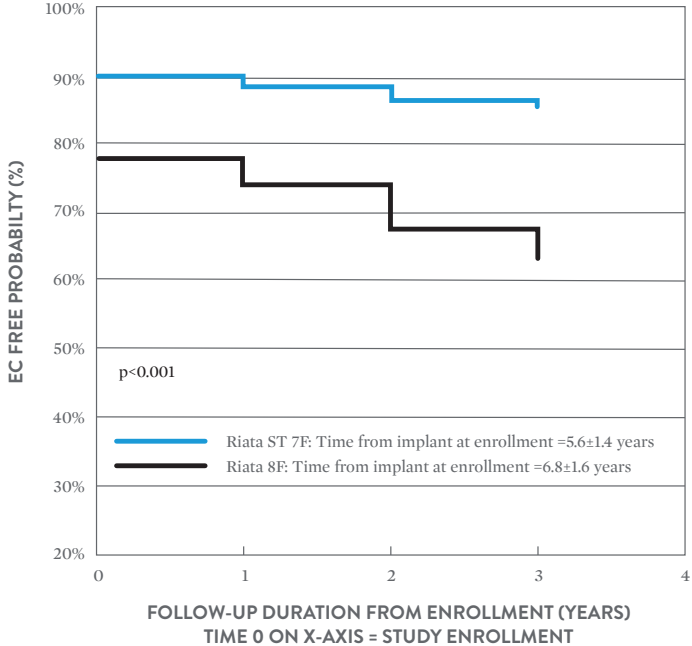
3 David Hayes, Roger Freedman, Anne B. Curtis, Mark Niebauer, G. Neal Kay, Jay Dinerman, Scott Beau, *Prevalence of Externalized Conductors in Riata and Riata ST Silicone Leads: Results from the Prospective, Multicenter, Riata Lead Evaluation Study*, *Heart Rhythm*, Vol. 10, Issue 12, Pages 1778-1782, December 2013.

4 Electrical dysfunction is defined as a lead that exhibits at least one of the following criteria: 1) Presence of non-physiologic noise not due to external interference. 2) Rise in pace/sense (p/s) conductor impedance to > 2000 Ω or increase of more than 200 Ω over previous 6 months or increase of 400 Ω over any period of time. 3) Decrease of more than 200 Ω over previous 6 months or to impedance < 200 Ω from baseline impedance > 300 Ω or decrease of 400 Ω over any period of time. 4) Change in any high voltage coil impedance of > 25 Ω or to > 125 Ω or < 20 Ω. 5) A capture threshold > 5 V or an increase of > 2 V from baseline (all measurements) of < 1 V.

Focus on Clinical Performance

RIATA™/RIATA™ ST LEAD CLAS SUMMARY (AS OF SEPTEMBER 14, 2019): This summary includes all Riata/Riata ST silicone leads that were enrolled in the initial RLES study as well as those enrolled in the subsequent CLAS study. A total of 1,112 patients with Riata/Riata ST silicone leads across 42 centers (8F/7F= 59.3%/40.7%) underwent fluoroscopic evaluation. The average implant duration at enrollment was 6.8 ± 1.6 years for 8F Riata leads and 5.6 ± 1.4 years for 7F Riata ST leads. The prevalence of externalized conductors (EC) at enrollment was significantly lower in 7F Riata ST leads compared to 8F Riata leads (9.7% vs. 21.8%, $p < 0.0001$). A total of 824 patients (73%) completed at least 1 year of follow-up, 681 patients (60.4%) completed at least 2 years of follow up, and 533 (49.0%) completed at least 3 years of follow up with fluoroscopic evaluations. The event-free survival rate for externalized conductors in Riata and Riata ST leads through 3 years of follow-up is shown in Figure 1. At 3 years of follow up, the freedom from externalized conductors is 85.9% in Riata ST 7F leads and 63.3% in Riata 8F leads. In 1,112 Riata and Riata ST leads evaluated, 96.2% have been free from electrical dysfunction. Of the 42 leads (15 Riata ST 7F and 27 Riata 8F) exhibiting electrical dysfunction, 16 leads (5 Riata ST 7F and 11 Riata 8F) had externalized conductors. The electrical failure rate in leads with EC is higher than leads without EC ($p=0.0389$) as shown in Table 1.

**FIGURE 1: KAPLAN-MEIER ESTIMATE OF FREEDOM FROM EXTERNALIZED CONDUCTORS (EC)
RIATA (8F) VS. RIATA ST (7F) LEADS**



RIATA ST (7F)

YEAR	0	1	2	3
AT RISK	452	316	256	206
CUMULATIVE EC EVENTS	44	49	55	57
EC FREE PROBABILITY	90.3%	88.8%	86.8%	85.9%

RIATA (8F)

YEAR	0	1	2	3
AT RISK	660	375	301	228
CUMULATIVE EC EVENTS	144	162	189	204
EC FREE PROBABILITY	78.2%	74.4%	67.8%	63.3%

Focus on Clinical Performance

TABLE 1: RIATA/ RIATA ST LEADS: CORRELATION BETWEEN EC AND ED

	PROPORTION OF LEADS WITH ELECTRICAL DYSFUNCTION (ED), %	P-VALUE*
With EC	6.1% (16/261) ¹	0.0389
Without EC	3.1% (26/851) ²	

*p-value was calculated using Fisher's exact test.

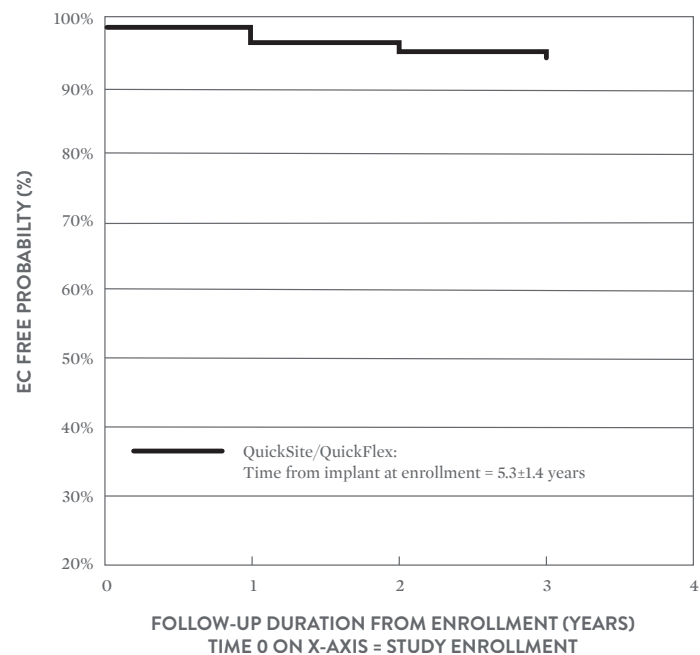
¹Denominator = Total # of leads with EC

²Denominator = Total # of leads without EC

QUICKSITE™/QUICKFLEX™ LEAD CLAS SUMMARY (SEPTEMBER 14, 2019): A total of 790 patients implanted with QuickSite/QuickFlex Left Ventricular CRT leads at 43 centers underwent fluoroscopic evaluation. The average implant duration at enrollment was 5.3 ± 1.4 years. A total of 641 patients (79.5%) completed at least 1 year of follow-up, 551 patients (68.4%) completed at least 2 years of follow up, and 418 (51.9%) completed at least 3 years of follow up with fluoroscopic evaluations. The event-free survival rate for externalized conductors through 3 years of follow-up is shown in Figure 2. The prevalence of externalized conductors (EC) was 1.6% (13/790) at enrollment. At 3 years of follow up, the freedom from externalized conductors is 93.7%. In 790 QuickSite/QuickFlex leads evaluated, 99.7% have been free from electrical dysfunction. Neither of the 2 leads with electrical dysfunction exhibited externalized conductors as shown in Table 2. In QuickSite/QuickFlex leads the presence of externalized conductors was not significantly associated with an increased risk of electrical dysfunction.

Focus on Clinical Performance

FIGURE 2: EVENT FREE SURVIVAL RATE FOR QUICKSITE/QUICKFLEX LEADS



YEAR	0	1	2	3
AT RISK	790	619	520	383
CUMULATIVE EC EVENTS	13	29	35	38
EC FREE PROBABILITY	98.4%	95.8%	94.6%	93.7%

TABLE 2: QUICKSITE/QUICKFLEX LEADS: CORRELATION BETWEEN EC AND ED

	PROPORTION OF LEADS WITH ELECTRICAL DYSFUNCTION (ED), %	P-VALUE*
With EC	0% (0/39) ¹	1.0000
Without EC	0.3% (2/751) ²	

*p-value was calculated using Fisher's exact test.

¹Denominator = Total # of leads with EC

²Denominator = Total # of leads without EC

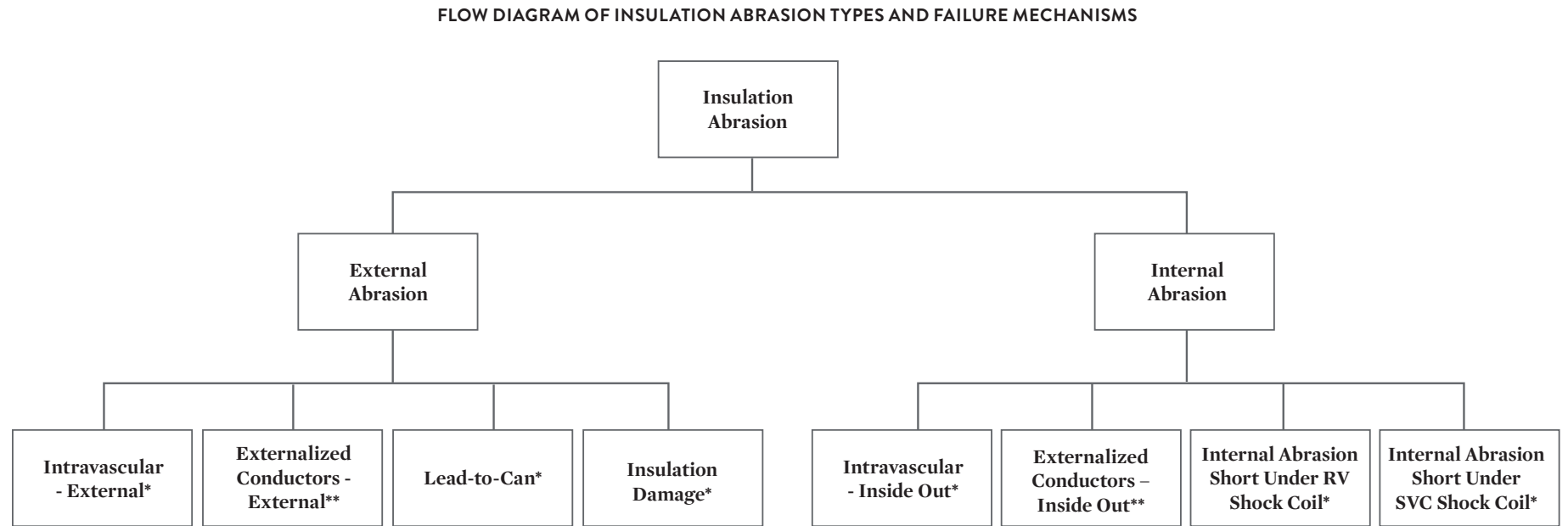
Focus on Clinical Performance

CUSTOMER REPORTED PERFORMANCE DATA

Abbott understands that the passive system of complaint reporting and returned product analysis results in under-reporting and hence underestimates the true failure rate associated with any given failure mechanism. This is especially true for externalized conductors since most manifest as visual anomalies only with normal electrical performance. While acknowledging these limitations, Abbott provides externalized conductor rates from the passive data system to maintain continuity with previously published data and to provide full disclosure of the data available to Abbott. As of February 29, 2020, there were 6,366 cases of externalized conductors reported to Abbott worldwide on Riata™ (8F) and Riata™ ST (7F) silicone defibrillation leads, equating to a 3.43% (5,347/156,000) incidence rate for Riata (8F) and 1.44% (1,019/70,600) for Riata ST (7F) leads. Of these 6,366 leads, 4,651 were not returned and 1,715 were returned for analysis.

As with any lead, there are failure mechanisms other than externalized conductors which result from insulation abrasion. Historically, the rate of all-cause insulation abrasion failures has been reported in the range of 3 to 10% (Kleemann et al., Annual Rate of Transvenous Defibrillation Lead Defects in Implantable Cardioverter Defibrillators over a Period > 10 years, Circulation 2007; 115:2474-2480). The most common form of insulation abrasion has been lead-to-can abrasion occurring in the pocket area. Externalization of conductors is another manifestation of insulation abrasion. It is most commonly caused by a mechanism referred to as inside-out abrasion, where the conductor cables become visible outside the insulation body. Approximately 87% of confirmed externalized conductors from product returns analysis are caused by inside-out abrasion, while 13% result from external sources of abrasion.

A flow diagram depicting specific insulation abrasion failure mechanisms for Riata™ and Riata™ ST silicone leads is shown in the following figure.



**Determined by returned product analysis.*

***Includes cases determined by returned product analysis as well as cases identified only by fluoroscopy or visualization of explanted leads.*

Focus on Clinical Performance

Definitions of the failure mechanisms are provided below:

- **External Abrasion:** Abrasion resulting from direct contact with an implanted device (e.g., pulse generator can, another lead), calcified anatomy, or anatomical structure that results in an outer insulation breach.
- **Internal Abrasion:** “Inside-out” abrasion between a lead conductor and the outer insulation that results in an insulation breach.
- **Intravascular Abrasion - External:** Direct contact with a foreign body (e.g., another lead), calcified anatomy, or cardiac structure within the vascular system or the heart that results in an outer insulation breach. The nature of the breach does not result in the conductors becoming visible outside the lead body. Determined by returned product analysis.
- **Externalized Conductors – External Source of Abrasion:** Direct contact with a foreign body (e.g., another lead), calcified anatomy, or cardiac structure within the vascular system or the heart that results in an outer insulation breach and the normally contained conductors becoming visible outside the lead body. Includes cases determined by returned product analysis as well as cases identified only by fluoroscopy or visualization of explanted leads. For those cases not returned, the assignment of an external source of abrasion is based on the fraction of externalized conductor cases identified by returned product analysis as external.
- **Lead-to-Can Abrasion:** Direct contact between the lead and the can (i.e. pacemaker, ICD, or CRT-D) that results in an outer insulation breach. Determined by returned product analysis.
- **Insulation Damage:** Insulation breaches that result from external mechanisms, including clavicular crush and outside-in abrasion by lead conductors. Determined by returned product analysis.
- **Intravascular Abrasion – Inside Out:** “Inside-out” abrasion between a lead conductor and the outer insulation within the vascular system or the heart that results in an outer insulation breach. The nature of the breach does not result in the conductors becoming visible outside the lead body. Determined by returned product analysis.
- **Externalized Conductors – Inside-Out:** Outward abrasion of conductors that results in an outer insulation breach within the vascular system or heart and the normally contained conductors becoming visible outside the lead body. Includes cases determined by returned product analysis as well as cases identified only by fluoroscopy or visualization of explanted leads. For those cases not returned, the assignment of an inside-out source of abrasion is based on the fraction of externalized conductor cases identified by returned product analysis as inside-out.
- **Internal Abrasion Short under RV Shock Coil:** Outward abrasion of the conductor cables under the RV shock coil that results in breaches of the outermost silicone insulation and the ETFE cable insulator, allowing the exposed metal surface of the conductor cables to make direct contact with, and potentially short against, the overlying RV shock coil. Determined by returned product analysis.
- **Internal Abrasion Short under SVC Shock Coil:** Outward abrasion of the conductor cables under the SVC shock coil that results in breaches of the outermost silicone insulation and the ETFE cable insulator, allowing the exposed metal surface of the conductor cables to make direct contact with, and potentially short against, the overlying SVC shock coil. Determined by returned product analysis.

Focus on Clinical Performance

The table below summarizes the incidence of insulation abrasion failure mechanisms confirmed by returns analysis of Riata™ and Riata™ ST leads. Approximately 14,350 Riata and Riata ST leads have been returned for analysis worldwide through February 29, 2020. Returned leads may exhibit more than one failure mechanism; hence the incidence rates presented in the table are not mutually exclusive. Note that the rates for externalized conductors also include visual-only observations that have been reported for leads remaining implanted.

RIATA™ (8F) AND RIATA™ ST (7F) LEAD INSULATION ABRASION FAILURE MECHANISMS FROM COMPLAINTS AND RETURNS

INSULATION FAILURE MECHANISM	ABRASION TYPE	RIATA (8F)	RIATA ST (7F)
		WORLDWIDE (WW) INCIDENCE RATE (WW SALES = 156,100)	WORLDWIDE (WW) INCIDENCE RATE (WW SALES = 70,600)
Intravascular – External*	External Abrasion	0.54%	0.57%
Externalized Conductors – External**	External Abrasion	0.42%	0.21%
Lead-to-Can*	External Abrasion	1.03%	0.94%
Insulation Damage*	External Abrasion	0.11%	0.06%
Intravascular - Inside Out*	Internal Abrasion	0.61%	0.42%
Externalized Conductors - Inside Out**	Internal Abrasion	3.03%	1.24%
Internal Abrasion Short Under RV Shock Coil*	Internal Abrasion	0.13%	0.05%
Internal Abrasion Short Under SVC Shock Coil*	Internal Abrasion	0.13%	0.02%

*Determined by returned product analysis.

**Includes cases determined by returned product analysis as well as cases identified only by fluoroscopy or visualization of explanted leads.

Update on Durata™ Lead Performance

REGISTRY AND POST-MARKET STUDIES

The safety and reliability of our Durata™ high voltage leads are supported by robust post-market surveillance monitoring. Data are collected on case report forms at each scheduled and unscheduled patient visit with additional information documented for any adverse event. We also employ a dedicated field monitoring organization to ensure that the data from the clinical site are accurately and completely submitted. Because of the size and scope of these actively monitored registries, they represent the true commercial experience with our current generation high voltage leads.

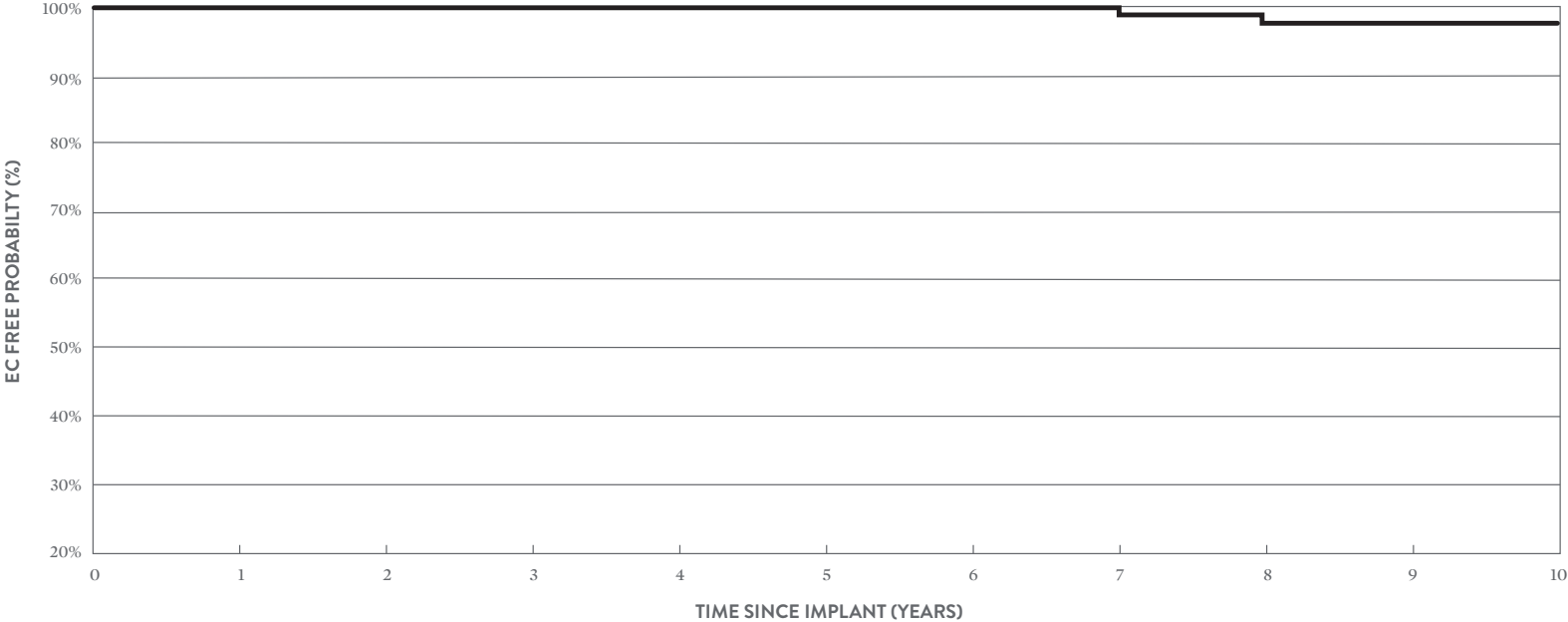
As described on page 303, the Durata lead family was added to the CLAS registry study in 2013 to determine the prevalence and incidence of lead compromise evidenced by imaging (includes externalized conductors and other visual lead anomalies) and electrical dysfunction. As of September 14, 2019, a total of 973 patients implanted with Durata leads at 43 centers underwent fluoroscopic evaluation. The average implant duration at enrollment was 4.5 ± 1.1 years for the Durata leads. At enrollment, 100% of the 973 leads were free of externalized conductors (EC). A total of 809 patients (82.4%) completed 1 year follow-up, 690 patients (70.3%) completed 2 years of follow up, and 571 (58.1%) completed 3 years of follow up. Through September 14, 2019, the average implant duration of these Durata leads was 8.8 ± 2.1 years with a mean follow up duration after enrollment of 4.3 ± 2.1 years.

The event-free survival rate for Externalized Conductors through 10 years since implant is 98.6% as shown in Figure 1. There were 5 cases of externalized conductors for which two leads were due to external abrasion (one due to clavicular crush and one due to a tricuspid annuloplasty ring); one lead, implanted for 7.5 years, showed EC in a short region just proximal to the RV coil not protected by Optim™ insulation; and two leads, implanted for 7.5 and 8.5 years, exhibited EC with no external mechanism identified on fluoroscopy. The electrical function of all 5 of these leads with externalized conductors was normal. In 973 Durata leads evaluated, 97.5% have been free of electrical dysfunction (ED). Of the leads with ED, none had externalized conductors.

During an average implant duration of 8.8 years, with complete ascertainment via annual fluoroscopy, performance of Durata leads remains strong, with 97.5% leads free of electrical dysfunction, and 98.6% without externalized conductors through 10 years. None of the leads with externalized conductors exhibited electrical dysfunction and none of the leads with electrical dysfunction were associated with an externalized conductor.

Focus on Clinical Performance

FIGURE 1: KAPLAN-MEIER ESTIMATE OF FREEDOM FROM EXTERNALIZED CONDUCTORS (EC) FOR DURATA LEADS



YEAR	0	1	2	3	4	5	6	7	8	9	10
AT RISK	973	973	973	964	928	871	739	516	278	103	21
CUMULATIVE EC EVENTS	0	0	0	0	0	1	1	2	4	5	5
EC FREE PROBABILITY	100.0%	100.0%	100.0%	100.0%	100.0%	99.9%	99.9%	99.7%	99.2%	98.6%	98.6%

Focus on Clinical Performance

Beginning in 2006, three prospective, outcome-oriented, actively monitored registry studies have enrolled Durata™ and Riata™ ST Optim™ leads: the OPTIMUM registry, SCORE registry, and the SJ4 Post Approval Study (PAS). A total of 11,155 Optim insulated leads (8,289 Durata and 2,866 Riata ST Optim leads) were enrolled in these studies at 293 sites. The raw data from these registries as of August 31, 2019, were independently analyzed by the Population Health Research Institute (PHRI) of McMaster University and Hamilton Health Sciences. Their adjudication of all reports of Durata and Riata ST Optim lead externalized conductors, all-cause insulation breach and all-cause mechanical failures and of all reports of possible such events is complete as of August 31, 2019. An externalized conductor represents an outer insulation breach within the vascular or cardiac systems resulting in the normally contained conductors becoming visible outside the lead body. All-cause insulation breach includes all types of abrasion and other mechanical types of insulation damage, including externalized conductors. The all-cause mechanical failure category includes any insulation breach (including abrasion), conductor fracture, failure of a crimp, weld, or bond, or other mechanical failure. Additionally, if the lead is reported to have been “taken out of service” (extracted, capped, or electrically abandoned) and the site reports (i) noise artifact, abnormal pacing impedance, or abnormal high-voltage lead impedance or (ii) a large impedance change coupled with any of elevated pacing threshold, loss of sensing, loss of capture, oversensing, or undersensing then that is also included in the all-cause mechanical failure category.¹ Overall incidence rates for these three failure categories are provided in the table below.

AN INDEPENDENT ANALYSIS OF DURATA™ AND RIATA™ ST OPTIM™ LEAD FAILURE RATES IN ACTIVE REGISTRIES BY PHRI (DATA THROUGH AUGUST 31, 2019)

FAILURE CATEGORY	DURATA AND RIATA ST OPTIM %	DURATA AND RIATA ST OPTIM 95% CI	FREEDOM FROM FAILURES AT 10 YEARS (%)
Externalized Conductors	0.00%	0.00% - 0.03%	100%
All-Cause Insulation Abrasion	0.35%	0.25% - 0.47%	98.9%
All-Cause Mechanical Failures	1.57%	1.34% - 1.81%	95.9%

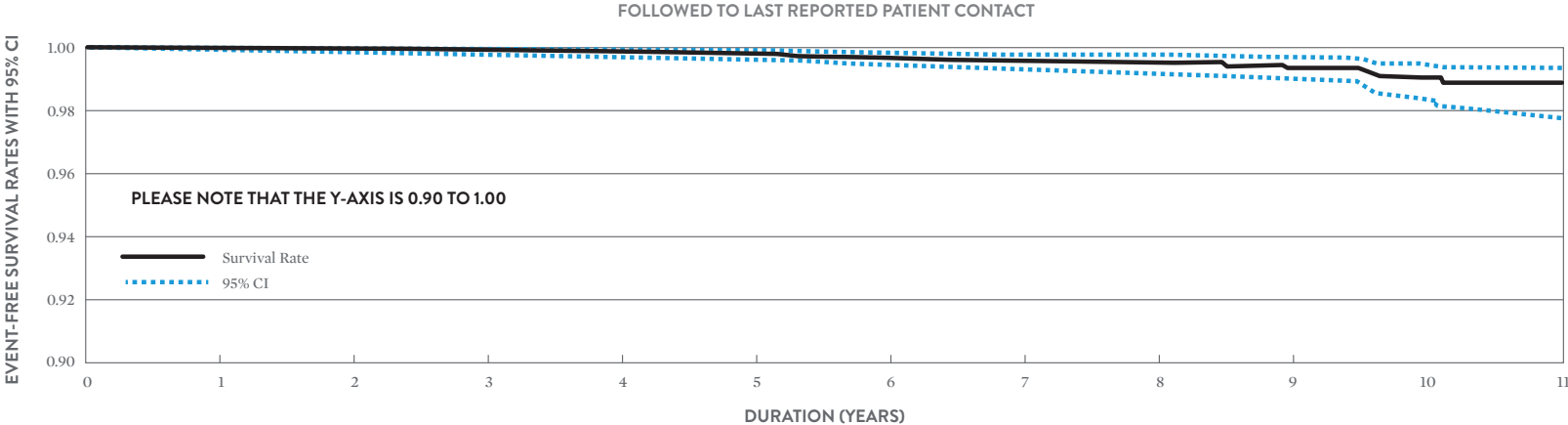
Event-Free Survival Rates for All-Cause Insulation Abrasion (Figure 2), and All-Cause Mechanical Failures (Figure 3) in Optim™ ICD leads were calculated by PHRI. The follow-up duration for active leads was based on last reported patient contact either in office or through remote monitoring. Lead implant date is used as time zero for these survival curves.

NOTE: The rates of all-cause mechanical failure, all-cause insulation abrasion and externalized conductors have been calculated based upon independent analyses of Abbott databases by PHRI and the adjudication of all reported and possible such events.

¹ John A. Cairns, Andrew E. Epstein, John Rickard, Stuart J. Connolly, Christopher Buller, Bruce L. Wilkoff, Janice Pogue, Ellison Themeles, Jeff S. Healey, *Prospective long-term evaluation of Optim-insulated (Riata ST Optim and Durata) implantable cardioverter-defibrillator leads*, Heart Rhythm, Vol 11, Issue 12, Pages 2156–2162, December 2014.

Focus on Clinical Performance

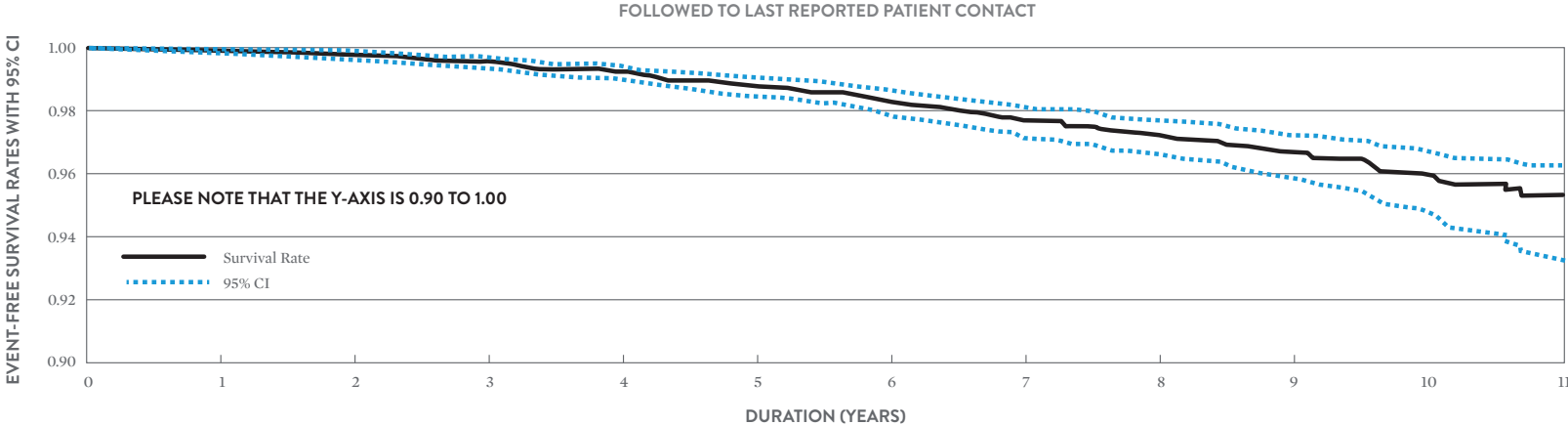
FIGURE 2: EVENT FREE SURVIVAL RATES FOR ALL-CAUSE INSULATION ABRASION IN OPTIM™ ICD LEADS AS CALCULATED BY PHRI



YEAR	0	1	2	3	4	5	6	7	8	9	10	11
LEADS AT RISK	11,155	9,901	8,588	7,374	6,230	4,942	3,808	3,086	2,407	1,651	924	367

Focus on Clinical Performance

FIGURE 3: EVENT FREE SURVIVAL RATES FOR ALL-CAUSE MECHANICAL FAILURE IN OPTIM™ ICD LEADS AS CALCULATED BY PHRI



YEAR	0	1	2	3	4	5	6	7	8	9	10	11
LEADS AT RISK	11,155	9,896	8,583	7,368	6,223	4,937	3,805	3,079	2,402	1,647	921	366

Focus on Clinical Performance

CUSTOMER REPORTED PERFORMANCE DATA

While large active registry data are robust for determining the true incidence rate of failures, passively collected data from worldwide complaints and returns analysis provides an important data source for better understanding the root cause of lead failures, as well as an appropriate method for comparing relative incidence rates of failure between lead models. The table below summarizes the incidence of insulation abrasion failure mechanisms confirmed by returns analysis of Riata™ ST Optim™ and Durata™ leads. Approximately 25,140 Riata ST Optim and Durata leads have been returned for analysis worldwide through February 29, 2020. Returned leads may exhibit more than one failure mechanism; hence the incidence rates presented in the table are not mutually exclusive.

DURATA™ (WW SALES 825,910) AND RIATA™ ST OPTIM™ (WW SALES = 33,108) LEADS INSULATION FAILURE MECHANISMS FROM COMPLAINTS AND RETURNS ANALYSIS

INSULATION FAILURE MECHANISM	ABRASION TYPE	OPTIM DEFIB LEAD WORLDWIDE (WW) INCIDENCE RATE (WW SALES = 859,018)
Intravascular – External*	External Abrasion	0.031%
Externalized Conductors – External**	External Abrasion	0.006%
Lead-to-Can*	External Abrasion	0.092%
Insulation Damage*	External Abrasion	0.027%
Intravascular - Inside Out*	Internal Abrasion	0.00175%***
Externalized Conductors - Inside Out**	Internal Abrasion	0.00035%***
Internal Abrasion Short Under RV Shock Coil*	Internal Abrasion	0.014%
Internal Abrasion Short Under SVC Shock Coil*	Internal Abrasion	0.008%

*Determined by returned product analysis.

**Includes cases determined by returned product analysis as well as cases identified only by fluoroscopy or visualization of explanted leads.

***These values reflect returns with a silicone insulation breach due to inside-out abrasion in the short region not protected by Optim insulation.

These incidence rates from complaints and returns analysis demonstrate the effectiveness of the Riata ST Optim and Durata lead design changes in reducing insulation-related failures when compared to the same type of data for Riata and Riata ST silicone leads (see page 311).

Update on Optim™ Lead Insulation

In 2006 Abbott brought to the cardiac rhythm management (CRM) market the first novel insulation technology in over 20 years: a silicone-polyurethane co-polymer known as Optim™ lead insulation, now featured in IsoFlex™ Optim™, Tendril™ STS, OptiSense™, QuickFlex™ μ, Quartet™, Durata™, and Optisure™ lead families. Optim lead insulation consolidates the best characteristics of two established CRM lead insulation materials, polyurethane and silicone.

The polyurethane content of Optim lead insulation imparts lubricity, strength, and abrasion resistance while the nearly 50% silicone content imparts flexibility and biostability.^{1,2} The clinical performance of >6.7 million Optim insulated pacing and tachycardia leads implanted worldwide continues to be excellent. All aspects of Optim lead insulation performance can be appreciated by referring to the Acute Observation, Chronic Complication, Lead Malfunction, and Survival Probability data found in this Product Performance Report. One noteworthy reliability benefit of Optim lead insulation is a significant reduction in the most common mode of lead malfunction: insulation abrasion.³ Insulation abrasion can occur as a result of lead motion and contact with pacemakers, ICDs, adjacent leads, or anatomical structures and can occur in the subcutaneous, intravascular, or intracardiac areas of the lead. Abrasion within a lead can occur as a result of contact between internal components, as noted in our November 2011 Riata™ lead advisory. The clinical effects associated with all types of insulation abrasion malfunctions can include sensing noise and changes in both pacing and defibrillation impedances and thresholds. As indicated in our December 2010 Riata communication, the presence of Optim™ lead insulation on the Riata™ ST Optim™ and Durata™ defibrillation lead family has greatly reduced the quantity of all abrasion types.

This Product Performance Report provides an up-to-date statistical assessment of the benefits of Optim lead insulation on Abbott tachycardia leads. A Kaplan-Meier analysis including all U.S. data through December 31, 2019 was performed on two groups of leads: (1) tachycardia leads with silicone insulation [Riata and Riata ST lead families], and (2) tachycardia leads with Optim lead insulation [Riata ST Optim and Durata lead families]. For each group, the U.S. registration and tracking data was combined with data from all U.S. confirmed abrasion malfunctions. This analysis does not include data from prospective registries or non-returned complaints. A Kaplan-Meier curve representing freedom from abrasion for both groups is provided below. The longest implant duration that is common to both model groups was 158 months. To provide a direct comparison of both model groups, the probability of an abrasion malfunction by 158 months of implant time is also presented in graphical format below.

1 C. Jenney, J. Tan, A. Karicherla, J. Burke, and J. Helland, "A New Insulation Material for Cardiac Leads with Potential for Improved Performance," HRS 2005, HeartRhythm, 2, S318-S319 (2005).

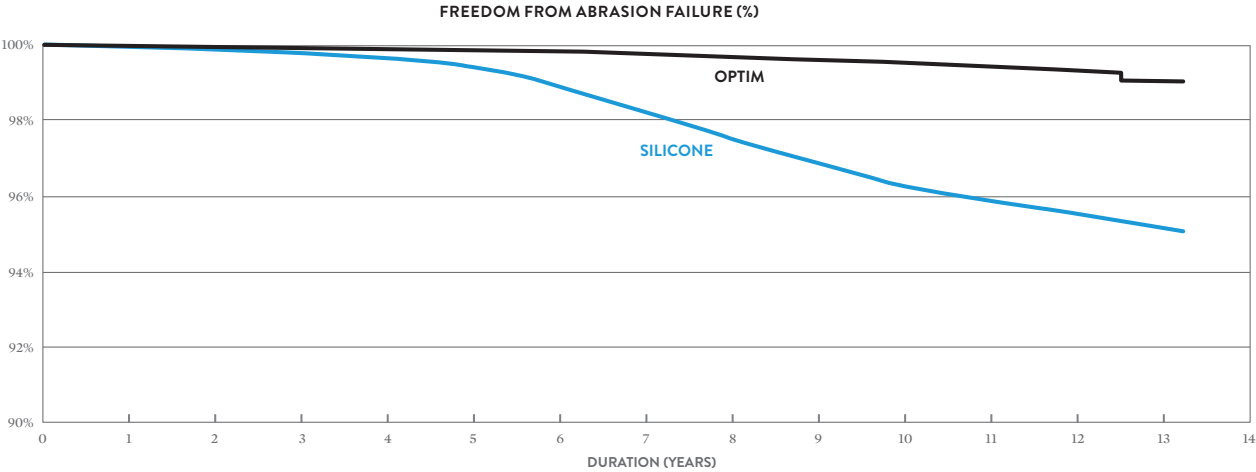
2 J. Tan and C. Jenney, "Comparative In Vivo Biostability Study of A New Lead Insulation Material Versus Polyurethanes," HRS2006, Heart Rhythm, 3, S146 (2006).

3 T. Kleemann, T. Becker, K. Doenges, M. Vater, J. Senges, S. Schneider, W. Saggau, U. Weisse, and K. Seidl, "Annual Rate of Transvenous Defibrillation Lead Defects in Implantable Cardioverter-Defibrillators Over a Period of >10 Years," Circulation, 115, 2474-2480 (2007).

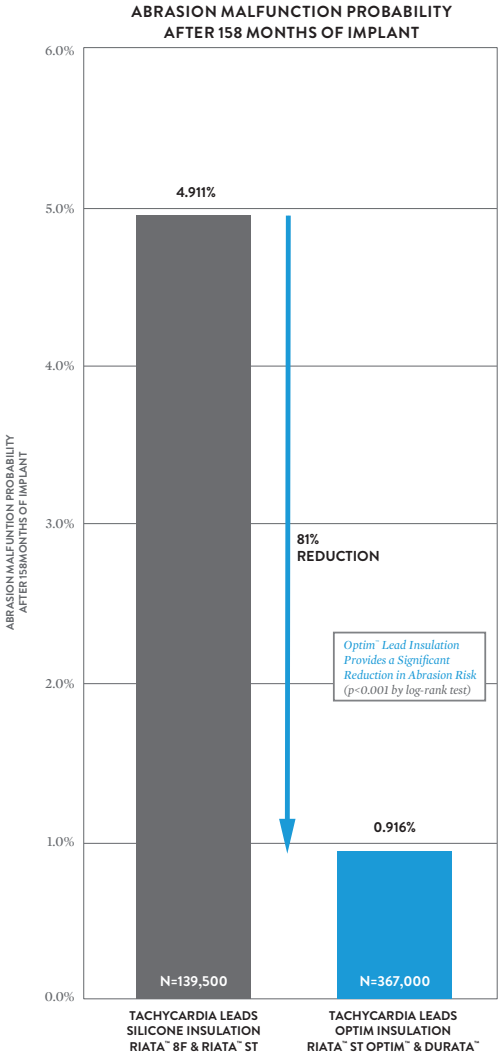
Focus on Clinical Performance

The data show that the presence of Optim™ lead insulation dramatically reduces the probability of abrasion malfunction in tachycardia leads at 158 months by 81%, which was confirmed to be statistically significant ($p < 0.001$) by a log-rank test.

OPTIM™ LEAD INSULATION EFFECTS ON ABBOTT TACHYCARDIA LEAD ABRASION KAPLAN-MEIER ANALYSIS OF U.S. RETURNS ANALYSIS DATA



YEAR	1	2	3	4	5	6	7	8	9	10	11	12	13	158 MONTHS
OPTIM	316,475	283,946	255,383	226,920	196,641	163,435	133,048	104,220	74,932	44,770	21,005	5,484	1,637	0
SILICONE	121,481	111,035	101,060	91,525	82,879	75,199	68,484	62,889	58,499	54,508	50,204	43,203	31,581	29,337



Advisories & Safety Alerts

Advisories & Safety Alerts

The following table summarizes advisories and safety alerts regarding Abbott implantable devices since 2005. These advisories have been previously communicated to physicians. For more information please contact Abbott Technical Services at 1-800-722-3774.

ICD AND CRT-D DEVICES

MODEL IDENTIFICATION	ADVISORY	FOLLOW-UP RECOMMENDATIONS AT TIME OF ADVISORY
<p>GLOBAL MODELS Ellipse™ (models CD1411-36Q, CD2411-36Q, CD2411-36C)</p>	<p>June 21, 2019 Class I</p> <p>The potential for electrical failures was identified in implantable cardioverter defibrillators (ICDs) due to a manufacturing error with aluminum wires. The affected ICDs may contain electrical wire connections which may not be completely insulated. The potential patient impact could be the inability to deliver high voltage therapy. There is no available option to verify the vulnerability status for implanted devices.</p>	<p>On June 20, 2019 Abbott began voluntarily recalling a small number (204 devices globally) of Ellipse implantable cardioverter defibrillators (ICDs) from our customers and hospitals to prevent implant of devices that may have a latent vulnerability in the electronics circuitry. We have currently received zero (0) product performance complaints related to this issue. On June 21, 2019, hand-delivery of Urgent Medical Device Recall Notices to physicians supporting implanted patients commenced. Device explant and replacement are recommended. Customers were advised to: 1) Review the device model and serial numbers in the appendix of the customer letter to identify the impacted patients and return the acknowledgement form to the Abbott sales representative; and 2) Device explant and replacement are recommended. A copy of this letter is available on https://www.cardiovascular.abbott/us/en/hcp/resources/product/advisories.html. Customers with additional questions are encouraged to call 1-800-727-7846 (Opt3), 8:30am - 5:30pm Central Time, Monday thru Friday.</p> <p>Current Status (December 31, 2019): No occurrences of failure to deliver high voltage therapy have been reported following the field communication. Potentially affected devices have been or are planned for explant per recommendations.</p>

ICD AND CRT-D DEVICES

MODEL IDENTIFICATION	ADVISORY	FOLLOW-UP RECOMMENDATIONS AT TIME OF ADVISORY
<p>GLOBAL MODELS</p> <p>Current™ (Models 1207-30, 1207-36, 2207-30, 2207-36, CD1211-36, CD1211-36Q, CD1215-36, CD1215-36Q, CD1217-36, CD1219-36, CD1219-36Q, CD2211-36, CD2211-36Q, CD2215-36, CD2215-36Q, CD2217-36, CD2219-36, CD2219-36Q, CD2221-36Q, CD2221-36Q, CD1275-36, CD1275-36Q, CD1277-36, CD1277-36Q, CD1293-36Q, CD1309-36, CD1309-36Q, CD1311-36, CD1311-36Q, CD1377-36, CD1377-36Q, CD1377-36QC, CD1393-36C, CD1393-36QC, CD1409-36Q, CD1411-36C, CD1411-36Q, CD1411-36QC, CD2275-36, CD2275-36Q, CD2277-36, CD2277-36Q, CD2293-36, CD2293-36Q, CD2309-36, CD2309-36Q, CD2311-36, CD2311-36Q, CD2377-36, CD2377-36C, CD2377-36Q, CD2377-36QC, CD2393-36C, CD2393-36QC, CD2409-36C, CD2409-36Q, CD2411-36C, CD2411-36Q)</p> <p>Excelis Quadra™ (Models CD3281-40, CD3281-40Q)</p> <p>Excelis™ (Models CD3389-40C, CD3389-40QC)</p> <p>Excelis™ CRT-D (Models CD3297-40, CD3297-40Q)</p> <p>Fortify Assura™ DR (Models CD2257-40, CD2257-40Q, CD2259-40, CD2259-40Q, CD2357-40C, CD2357-40Q, CD2359-40, CD2359-40C, CD2359-40Q, CD2359-40QC)</p> <p>Fortify Assura™ ST DR (Models CD2263-40, CD2263-40Q, CD2363-40C, CD2363-40Q)</p> <p>Fortify Assura™ ST VR (Models CD1263-40, CD1263-40Q, CD1363-40C, CD1363-40Q)</p> <p>Fortify Assura™ VR (Models CD1257-40, CD1257-40Q, CD1259-40, CD1259-40Q, CD1357-40C, CD1357-40Q, CD1359-40, CD1359-40C, CD1359-40Q, CD1359-40QC)</p> <p>Fortify™ DR (Models CD2231-40, CD2231-40Q, CD2233-40, CD2233-40Q)</p> <p>Fortify™ ST DR (Models CD2235-40, CD2235-40Q, CD2241-40, CD2241-40Q)</p> <p>Fortify™ ST VR (Models CD1235-40, CD1235-40Q, CD1241-40, CD1241-40Q)</p> <p>Fortify™ VR (Models CD1231-40, CD1231-40Q, CD1233-40, CD1233-40Q)</p> <p>HeartMinder™ + DR (Models CD2391-40C, CD2391-40QC)</p> <p>HeartMinder™ + VR (Models CD1391-40C, CD1391-40QC)</p> <p>HeartMinder™ ST DR (Models CD2299-40, CD2299-40Q)</p> <p>Promote™ (Models 3207-30, 3207-36, 3213-36, CD3211-36, CD3211-36Q, CD3215-36, CD3215-36Q)</p> <p>Promote Quadra™ (Models CD3221-36, CD3223-36P, CD3239-40, CD3239-40Q)</p> <p>Quadra + Excelis™ (Models CD3385-40C, CD3385-40QC, CD3387-40C, CD3387-40QC)</p> <p>Quadra Assura MP™ (Models CD3269-40, CD3269-40Q, CD3271-40, CD3271-40Q, CD3369-40C, CD3369-40Q, CD3371-40, CD3371-40C, CD3371-40Q, CD3371-40QC)</p> <p>Quadra Assura™ (Models CD3265-40, CD3265-40Q, CD3267-40, CD3267-40Q, CD3365-40C, CD3365-40Q, CD3367-40, CD3367-40C, CD3367-40Q, CD3367-40QC)</p> <p>Unify Assura™ (Models CD3257-40, CD3257-40Q, CD3261-40, CD3261-40Q, CD3357-40C, CD3357-40Q, CD3361-40, CD3361-40C, CD3361-40Q, CD3361-40QC)</p> <p>Unify Quadra MP™ (Models CD3255-40, CD3255-40Q)</p> <p>Unify Quadra™ (Models CD3249-40, CD3249-40Q, CD3251-40, CD3251-40Q)</p> <p>Unify™ (Models CD3231-40, CD3231-40Q, CD3235-40, CD3235-40Q)</p>	<p>4/16/2018</p> <p>Class II</p> <p>Abbott released a planned upgrade to the firmware installed on our implantable cardioverter defibrillator (ICD) or cardiac resynchronization therapy defibrillator (CRT-D) devices. The cybersecurity firmware update provides an additional layer of protection against unauthorized device access.</p>	<p>Prophylactic replacement of affected devices is not recommended.</p> <p>Recommendations for Devices Eligible for Firmware Upgrade</p> <p>While not intended to serve as a substitute for your professional judgment, we, along with our Medical Advisory Boards, recommend the firmware upgrade for all eligible patients at the next regularly scheduled visit or when appropriate depending on the preferences of the patient and physician.</p> <p>Please consider the following:</p> <ul style="list-style-type: none"> • Discuss the risks and benefits of the firmware update with your patients. As part of this discussion, it is important to consider patient specific issues such as pacemaker dependence, frequency of high voltage therapy, age of device, and patient preference. • If deemed appropriate, install this firmware update following the instructions on the programmer. • The update should be performed with appropriate monitoring and external defibrillation equipment available. <p>Recommendations for Current™ & Promote™ Devices not Eligible for Cybersecurity Firmware Update</p> <p>If you have any concerns relating to device cybersecurity for those patients implanted with Current™/Promote™ devices, you do have the option to permanently disable the RF communication capability in the device. However, if you choose that option, the patient can no longer be monitored remotely using an RF Merlin@home transmitter. For most patients, permanently disabling RF is not advisable given the proven benefits and improved survival associated with home monitoring. [1,2] Therefore we, along with our Medical Advisory Boards, recommend the following:</p> <ul style="list-style-type: none"> • Discuss the risks of cybersecurity vulnerabilities and proven benefits of remote monitoring with your patients at the next regularly scheduled visit. • If deemed appropriate, RF communication may be permanently disabled during an in-clinic device interrogation with Merlin programmer software version 24.2.x or later by selecting the RF icon in the upper left corner of the FastPath summary screen. <p>Current Status (December 31, 2019): We have received no reports of device compromise related to the cybersecurity vulnerabilities in the implanted devices impacted by this communication. This release is part of planned system updates to ensure effective and secure products for our patients.</p> <p>If you have any questions about the cybersecurity firmware update you can contact your Abbott representative or our dedicated customer technical support hotline at 1-800-722-3774 (U.S.).</p> <p>Additional materials, including a Patient Communication, can be found on www.sjm.com/notices</p> <p>¹ Mittal, S., Piccini, J., Fischer, A., Snell, J., Dalal, N., & Varma, N. (2014, May). Remote monitoring of ICD patients is associated with reduced mortality irrespective of device type. Presented at the meeting of the Heart Rhythm Society, San Francisco, CA. This was a retrospective data review and had limitations.</p> <p>² Mittal, S., Piccini, J., Fischer, A., Snell, J., Dalal, N., & Varma, N. (2014, May). Increased adherence to remote monitoring is associated with reduced mortality in both pacemaker and defibrillator patients. Presented at the meeting of the Heart Rhythm Society, San Francisco, CA. This was a retrospective data review and has limitations.</p>

ICD AND CRT-D DEVICES

MODEL IDENTIFICATION	ADVISORY	FOLLOW-UP RECOMMENDATIONS AT TIME OF ADVISORY
<p>GLOBAL MODELS</p> <p>Excelis Quadra™ (Models CD3281-40, CD3281-40Q) Excelis™ + (Models CD3389-40C, CD3389-40QC) Excelis™ CRT-D (Models CD3297-40, CD3297-40Q) Fortify Assura™ DR (Models CD2257-40, CD2257-40Q, CD2259-40, CD2259-40Q, CD2357-40C, CD2357-40Q, CD2359-40, CD2359-40C, CD2359-40Q, CD2359-40QC) Fortify Assura™ ST DR (Models CD2263-40, CD2263-40Q, CD2363-40C, CD2363-40Q) Fortify Assura™ ST VR (Models CD1263-40, CD1263-40Q, CD1363-40C, CD1363-40Q) Fortify Assura™ VR (Models CD1257-40, CD1257-40Q, CD1259-40, CD1259-40Q, CD1357-40C, CD1357-40Q, CD1359-40, CD1359-40C, CD1359-40Q, CD1359-40QC) Fortify™ DR (Models CD2231-40, CD2231-40Q, CD2233-40, CD2233-40Q) Fortify™ ST DR (Models CD2235-40, CD2235-40Q, CD2241-40, CD2241-40Q) Fortify™ ST VR (Models CD1235-40, CD1235-40Q, CD1241-40, CD1241-40Q) Fortify™ VR (Models CD1231-40, CD1231-40Q, CD1233-40, CD1233-40Q) HeartMinder™ + DR (Models CD2391-40C, CD2391-40QC) HeartMinder™ + VR (Models CD1391-40C, CD1391-40QC) HeartMinder™ ST DR (Models CD2299-40, CD2299-40Q) HeartMinder™ ST VR (Models CD1299-40, CD1299-40Q) Quadra + Excelis™ (Models CD3385-40C, CD3385-40QC) Quadra Assura MP™ (Models CD3269-40, CD3269-40Q, CD3271-40, CD3271-40Q, CD3371-40, CD3371-40C, CD3371-40Q, CD3371-40QC) Quadra Assura™ (Models CD3265-40, CD3265-40Q, CD3267-40, CD3267-40Q, CD3365-40C, CD3365-40Q, CD3367-40, CD3367-40C, CD3367-40Q, CD3367-40QC) Unify Assura™ (Models CD3257-40, CD3257-40Q, CD3261-40, CD3261-40Q, CD3357-40C, CD3357-40Q, CD3361-40, CD3361-40C, CD3361-40Q, CD3361-40QC) Unify Quadra MP™ (Models CD3255-40, CD3255-40Q) Unify Quadra™ (Models CD3249-40, CD3249-40Q, CD3251-40, CD3251-40Q) Unify™ (Models CD3231-40, CD3231-40Q, CD3235-40, CD3235-40Q)</p>	<p>10/11/2016 Class I</p> <p>High voltage devices (ICDs and CRT-Ds) that utilize Lithium-based battery chemistries are subject to Lithium cluster formation during high voltage charging. Depending on their location, Lithium clusters may cause a short circuit that can lead to premature battery depletion. Our investigation indicates that if a short circuit occurs, battery depletion can occur in these devices within a day to a few weeks, which may result in the inability to deliver therapy.</p> <p>8/28/2017 Class I</p> <p>Customers were made aware of the availability of a new battery performance management tool for detection of abnormal battery performance in devices subject to the October 2016 advisory.</p> <p>A follow up was provided on April 16, 2018 regarding the availability of a firmware upgrade for devices subject to the October 2016 advisory which provides further detection capability for premature battery depletion.</p>	<p>In consultation with our Medical Advisory Board, we recommend the following:</p> <ul style="list-style-type: none"> • Do not implant unused affected devices. • Conduct patient follow-up per standard practice. • Prophylactic device replacement is NOT recommended because complications following replacement have been reported to occur at a greater rate than the rate of harm associated with premature battery depletion due to lithium cluster induced shorts (see below for selected references). • In the event of an ERI indicator in these devices, immediate device change is recommended. At this time there is no factor, method or test to identify devices with this form of premature battery depletion approaching ERI or to accurately predict remaining battery life once ERI appears. • Physicians should reaffirm the availability of home monitoring to avoid or minimize time without device therapy for bradycardia and tachycardia events. • Enroll patients in Merlin.net™ Patient Care Network (PCN) utilizing the “DirectAlerts™” feature to provide you with an immediate alert notification in the event ERI is reached. For patients currently enrolled in Merlin.net PCN, remind them of the importance of using remote monitoring. • Review the most recent Programmed Parameters printout. <ul style="list-style-type: none"> • Ensure that under the “Trigger Alerts When” section, that the “Device at ERI” parameter is ON (it is normally ON) for both “Show on FastPath” and “Notify Patient” selections. • If the “Device at ERI” alert is OFF, we recommend that the patient be seen promptly to program this parameter ON. • Advise patients that an ERI indication triggers a vibratory alert. At the next scheduled office visit: <ul style="list-style-type: none"> • Interrogate the patient’s device to determine if an ERI alert has been triggered. Premature battery depletion can be identified by physicians through home monitoring showing ERI or more advanced battery depletion. • Perform a patient notifier test to confirm that the patient feels and recognizes the vibratory alert. • Patients who cannot feel the vibratory alert may experience loss of battery and/or loss of device function without their awareness. • Advise the patient to contact your office promptly should they feel a vibratory alert. <ul style="list-style-type: none"> • In-office evaluation should be performed to determine the reason for the alert as other non-critical events can also trigger a vibratory alert. <p>The following additional recommendations were communicated in April 2018 follow up advisory:</p> <ul style="list-style-type: none"> • Patients receiving the firmware update should be advised that the device-based Battery Performance Alert (BPA) will trigger a vibratory alert. • In the absence of a BPA being triggered in a patient’s device, through Merlin.net or the Merlin programmer, we continue to recommend adhering to the original patient management recommendations from the 2016 Premature Battery Depletion advisory. However, if the BPA is triggered, immediate device explant and replacement is recommended. <p>Device Replacement Complication Publications</p> <ol style="list-style-type: none"> 1. John W. Moore III, William Barrington, et. al.; “Complications of replacing implantable devices in response to advisories: A single center experience”; International Journal of Cardiology 134 (2009) 42–46 (5.5% overall, 2.1% major complications) 2. Paul A. Gould, MBBS, PhD, Lorne J. Gula, MD, et. al.; “Outcome of advisory implantable cardioverter- defibrillator replacement: One-year follow-up”; Heart Rhythm, Vol 5, No 12, December 2008 (9.1% overall, 5.9% major complications, including two deaths) 3. Krystina B. Lewis, Dawn Stacey, R.N., Ph.D, et. al.; “Estimating the Risks and Benefits of Implantable Cardioverter Defibrillator Generator Replacement: A Systematic Review; PACE, Vol. 39, July 2016 (7.5% overall, 4.0% major complications) <p>Current Status (February 29, 2020): At the time of the advisory, 841 returned devices (0.21%) of 398,740 devices worldwide have premature depletion in association with lithium clusters, including 549 in the US. As of February 29, 2020, there were additional occurrences for a cumulative worldwide total of 6,497 and the rate is now 1.63%.</p> <p>For additional information and to determine if a device serial number is subject to this advisory, please go to the following website: www.sjm.com/batteryadvisory</p>

ICD AND CRT-D DEVICES

MODEL IDENTIFICATION	ADVISORY	FOLLOW-UP RECOMMENDATIONS AT TIME OF ADVISORY
<p>Ellipse[™] and Ellipse ST VR/DR US: CD1309, CD1311*, CD1409, CD1411*, CD2309, CD2311*, CD2409, CD2411* (all -36, -36Q, -36C and -36QC suffixes). *Denotes models also sold OUS. OUS: CD1277, CD1279, CD1293, CD1295, CD1377, CD1393, CD2277, CD2279, CD2293, CD2295, CD2377, CD2393 (all -36, -36Q, -36C and -36QC suffixes).</p>	<p>8/19/2014 Class II</p> <p>Extended Charge Time may result in delayed delivery of high voltage therapy or prevent delivery of part or all of a programmed high voltage therapy shock. The anomaly most commonly presents as a vibratory patient notification and upon interrogation, a programmer or Merlin.net[™] Patient Care Network (PCN) alert indicating a "Capacitor Charge Time Limit reached" message. This may occur during a capacitor maintenance or charging for high voltage therapy. The anomaly occurs as a result of internal damage to the capacitors used in the high voltage charging circuitry of the subject devices, which may result in an extended charge time. As designed, the device will deliver the available energy on the capacitors once the charge time limit of 32 seconds is reached, even if the energy is less than the programmed value. This condition is detectable as the device will initiate a vibratory patient alert and, for patients enrolled and actively being followed, a Merlin.net PCN notification. Additionally, upon device interrogation, an alert message will indicate "Capacitor Charge Time Limit reached" on a specific date. Approximately 97% of Ellipse ICD extended charge time events reported to Abbott have been detected during capacitor maintenance with the remainder detected during defibrillation threshold (DFT) testing. There have been no reported cases of an Ellipse device failing to deliver high voltage therapy to a patient when needed.</p>	<p>Abbott recommends that patients with affected devices be enrolled in Merlin.net Patient Care Network (PCN) so that any extended charge time alert ("Capacitor Charge Time Limit reached" message) will be transmitted to Merlin.net PCN for patients being actively monitored and can be viewed by your clinic staff.</p> <p>If your patient has received a vibratory notification and/or if a programmer or Merlin.net alert for an extended charge time has been observed:</p> <ul style="list-style-type: none"> • Schedule your Ellipse ICD patient for an in-office follow-up evaluation as soon as possible. • Interrogate the Ellipse ICD and perform a manual capacitor maintenance charge. Note the charge time to full charge; it should be approximately 15 seconds or less. • Contact St. Jude Medical's Technical Services Department at 800-722-3774 to review the results of the capacitor maintenance test and discuss if additional evaluation is required. • A device that has experienced repeated extended charge time out warnings should be considered for replacement. <p>As the large majority of the extended charge time events have presented at the routine 6 month automatic capacitor maintenance interval, programming the interval to every 4 months at your patient's next scheduled follow up visit may provide an earlier indication of this potential anomaly. It should be noted that changing the device programming to a 4 month capacitor maintenance interval will reduce device longevity by approximately 9%. Device replacement is not recommended for an Ellipse device exhibiting normal charge times, and patients should continue to be followed at routine follow up intervals, per HRS/EHRA Expert Consensus on Monitoring Cardiovascular Implantable Electronic Devices (CIED), April 2008.</p> <p>Current Status (December 31, 2019): At the time of the advisory, the worldwide event rate of extended charge time on the affected population was 0.42%, based on 179 extended charge time events out of 43,000 worldwide sales. As of December 31, 2019, there were additional reports and the rate is now 1.35%. There have been no reports of serious injury or death within this population.</p>

ICD AND CRT-D DEVICES

MODEL IDENTIFICATION	ADVISORY	FOLLOW-UP RECOMMENDATIONS AT TIME OF ADVISORY
<p>AnalyST Accel[™] DR RF (Models CD2219-36, CD2219-36Q) AnalyST Accel[™] VR RF (Models CD1219-36, CD1219-36Q) Current Accel[™] DR RF (Models CD2215-36, CD2215-36Q) Current Accel[™] VR RF (Models CD1215-36, CD1215-36Q) Current[™] DR (Model 2207-36) Current[™] VR (Model 1207-36) Ellipse[™] DR (Models CD2277-36, CD2277-36Q, CD2377-36, CD2377-36Q, CD2377-36C, CD2377-36QC) Ellipse[™] VR (Models CD1277-36, CD1277-36Q, CD1377-36, CD1377-36Q, CD1377-36C, CD1377-36QC) Fortify Assura[™] DR (Models CD2259-40, CD2259-40Q, CD2359-40, CD2359-40Q, CD2359-40C, CD2359-40QC) Fortify Assura[™] VR (Models CD1259-40, CD1259-40Q, CD1359-40, CD1359-40Q, CD1359-40C, CD1359-40QC) Fortify[™] ST DR (Models CD2235-40, CD2235-40Q) Fortify[™] ST VR (Models CD1235-40, CD1235-40Q) Promote Accel[™] RF (Models CD3215-36, CD3215-36Q) Promote Quadra[™] (Models CD3239-40, CD3239-40Q) Promote[™] (Model 3213-36) Quadra Assura[™] (Models CD3267-40, CD3267-40Q, CD3367-40, CD3367-40Q, CD3367-40C, CD3367-40QC) Quadra Assura MP[™] (Models CD3371-40, CD3371-40Q, CD3371-40C, CD3371-40QC) Unify Assura[™] (Models CD3261-40, CD3261-40Q, CD3361-40, CD3361-40Q, CD3361-40C, CD3361-40QC) Unify Quadra[™] (Models CD3251-40, CD3251-40Q) Unify[™] (Models CD3235-40, CD3235-40Q)</p>	<p>1/23/2014 Outside US only</p> <p>In November 2013, St. Jude Medical released the Merlin[™] Programmer Software version 17.2.2 rev. 0 (herein after referred to as 17.2.2) as an upgrade to existing programmers. Testing has shown that, when using a programmer with the 17.2.2 software, an incorrect value for sinus redetection, potentially affecting the high voltage therapy delivery sequence can occur when a device is programmed to a single VF detection zone. The issue can be introduced during programming of certain families of St. Jude Medical[™] ICD/CRTD devices. The issue is not present when a device is programmed to a two or three zone configuration. When using the 17.2.2 software and any parameter is programmed as part of a single VF detection zone configuration, the sinus redetection value will be inappropriately set to zero milliseconds. As a result, any intrinsic activity following the first shock will be considered a "sinus rate" and the device will diagnose "return to sinus". Therefore, if the arrhythmia was not terminated by the initial high voltage therapy, the ongoing arrhythmia would be considered a new episode causing the next high voltage therapy to also be delivered at the first programmed energy level. For example, if the first shock is programmed to 20 joules and subsequent shocks are programmed to higher energy values, the only HV therapy the patient would receive if the arrhythmia continues and is redetected, would be 20 joules, rather than the increasing HV energy levels as programmed.</p>	<p>Immediate Resolution Steps:</p> <ul style="list-style-type: none"> Review your SJM[™] ICD/CRT-D patient records for patients with affected devices implanted or seen in clinic starting in September 2013 and programmed to a single VF detection zone with the 17.2.2 software. For patients identified during this review we recommend that you schedule an immediate follow-up visit. The programmer software version is printed on the bottom of each report page. For patient devices programmed as described above with 17.2.2 software, a new software version 17.2.3 will correct this issue and is expected to be available by February 2014. Your St. Jude Medical representative will assist you with obtaining and installing the 17.2.3 software on your programmer. Using this software, programming any parameter will reset the return to sinus criteria to normal function. If a patient is seen before the 17.2.3 software is installed, then program the device to a two or three zone configuration, even if one of the zones is strictly a monitor zone. This will resolve the issue when using a programmer with 17.2.2 software. <p>Current Status (December 31, 2019): No occurrences have been reported following the field communication and correction.</p>

ICD AND CRT-D DEVICES

MODEL IDENTIFICATION	ADVISORY	FOLLOW-UP RECOMMENDATIONS AT TIME OF ADVISORY
Fortify™ ST (Models CD1235-40, CD1235-40Q, CD2235-40, CD2235-40Q)	<p>4/18/2013 Outside US only</p> <p>The Merlin™ PCS programmer software Model 3330 versions 14.2.2, 16.2.1 and 17.2.1.1 provide new features for St. Jude Medical™ ICDs, including an option to enhance the ST diagnostic features in Abbott Fortify™ ST ICD models CD1235-40, CD1235-40Q, CD2235-40 and CD2235-40Q via a device software upgrade. During a device software upgrade, implanted devices are temporarily placed into the back-up pacing (BVVI) and back-up defibrillation only (BDFO) mode. The back-up mode parameter settings will be in effect for the two minute upgrade process. Once the upgrade successfully completes, the device will revert to the previously programmed parameter settings. Depending on the individual patient, this temporary change in parameter values while in back-up defibrillation only mode could make the device susceptible to oversensing and potentially deliver high voltage therapy during the upgrade procedure.</p>	<p>In order to prevent the potential for inappropriate therapy during the software upgrade process, consider programming the “Tachy Therapy Enabled/Disabled” function to Disabled prior to proceeding with the software upgrade. It is imperative to re-interrogate the device and program the “Tachy Therapy Enabled/Disabled” function to Enabled after the upgrade has been successfully completed. As with any device evaluation and programming, ECG monitoring and availability of back up external defibrillation equipment is recommended during the entire software upgrade process.</p> <p>Current Status (December 31, 2019): At the time of the advisory there were 20 devices confirmed to be affected by this issue. As of December 31, 2019 there were an additional 52 devices confirmed with this issue. There have been no reports of erious injury or death.</p>

MODEL IDENTIFICATION	ADVISORY	FOLLOW-UP RECOMMENDATIONS AT TIME OF ADVISORY
Convert™+ (Model V-195)	<p>5/6/2010 Outside US only</p> <p>A condition where devices programmed to a two-zone tachy therapy configuration, using a Merlin™ Patient Care System (PCS) programmer running version 7.2.1, 8.2.1 or 10.2.0 software, can result in the VT Therapy Timeout parameter being programmed OFF and HV therapy not being available if ATP therapies are unsuccessful.</p>	<p>If a patient's device is already programmed to a two zone configuration with a Merlin™ PCS programmer running version 7.2.1, 8.2.1 or 10.2.0, a follow-up visit should be scheduled to perform the recommendations outlined below:</p> <p>A permanent correction is available in the new release of the Merlin™ PCS programmer software version 10.2.2 which has received regulatory approval. Subsequently using a Merlin™ programmer with 10.2.2 (or later) software and following the steps outlined below will ensure that the VT Therapy Timeout parameter is programmed ON.</p> <ol style="list-style-type: none"> 1. Interrogate the Convert+ ICD and verify that it is programmed to a two zone configuration. 2. Program the device to a single zone, fibrillation only tachycardia mode. This action will program the VT Therapy Timeout parameter ON. 3. Re-program the device to the desired two zone configuration. (VT Therapy Timeout will remain ON). <p>If your patient's device is programmed to a single zone (fib only) there is no need to perform any reprogramming action.</p> <p>As these actions fully correct the potential issue there is no need to consider any device explant.</p> <p>Current Status (December 31, 2019): At the time of the advisory there was one report of this issue out of approximately 330 Convert+ Model V-195 ICDs distributed in Europe and Asia. As of December 31, 2019, there have been no additional reports associated with this advisory.</p>

ICD AND CRT-D DEVICES

MODEL IDENTIFICATION	ADVISORY	FOLLOW-UP RECOMMENDATIONS AT TIME OF ADVISORY
<p>Epic[™] ICDs (Models V-197, V-235, V-337, V-338, V-339), Epic[™] + ICDs (Models V-196, V-233, V-236, V-239, V-350) Epic[™] II ICDs (Models V-158, V-255, V-258, V-355, V-356, V-357) Atlas[™] + ICDs (Model V-340, V-341, V-343, V-193, V-242, V-243) Atlas[™] II ICDs (Models V-168, V-265, V-268, V-365, V-366, V-367)</p>	<p>1/16/2008 Class II</p> <p>A very rare condition (incidence of eight in 143,000 devices worldwide; six in the US and two outside the US) that could lead to a ventricular sensing anomaly in Epic[™] and Atlas[™] family of implantable cardioverter defibrillators (ICDs) has been identified. A loss of ventricular sensing would prevent an ICD from being able to detect an arrhythmia. The loss of ventricular sensing anomaly can only occur when the device's software writes to a particular memory location and only if there is a precise alignment of two timing parameters that normally do not coincide during routine operation of the device. The precise alignment requires the software write to occur at the exact time that a comparison is made during a specific 61 microsecond (μsec) window.</p>	<p>A simple programmer software/device firmware upgrade will resolve the issue and prevent a future occurrence. Patients who are followed on a routine basis with scheduled follow-up visits every three to six months should continue with their scheduled visit. Upon interrogation of one of the subject devices, the Merlin[™] Patient Care System and Model 3510 programmers with the newly provided software will automatically identify a device that can benefit from a firmware upgrade and will instruct the clinician that an upgrade is available.</p> <p>St. Jude Medical, along with our independent Medical Advisory Board members, has determined that no other action is recommended.</p> <p>Current Status (December 31, 2019): At the time of the advisory, there were 8 worldwide (6 U.S.) devices confirmed to have been affected by this issue. As of December 31, 2019 there have been no additional devices confirmed to have this issue since the time of the advisory.</p>

MODEL IDENTIFICATION	ADVISORY	FOLLOW-UP RECOMMENDATIONS AT TIME OF ADVISORY
<p>Photon[™] DR (V-230HV) (certain serial numbers), Photon[™] Micro VR/DR (Models V-194, V-232), Atlas[™] VR/DR (Models V-199, V-240)</p>	<p>10/7/2005 Class II</p> <p>A particular vendor-supplied memory chip can be affected at a low frequency rate by background levels of atmospheric ionizing cosmic radiation ("background cosmic radiation"). The anomaly can trigger a temporary loss of pacing function and permanent loss of defibrillation support.</p>	<p>In the unlikely event that a device chip is affected by background cosmic radiation, the high current drain condition will deplete the battery voltage rapidly. This can result in loss of output for a period up to approximately 48 hours. During this period, the patient would be without pacing or defibrillation therapy. After this initial period, the battery will reach a voltage level at which the device will enter its "Hardware Reset Mode." This safety mode is designed to preserve the device's ability to provide VVI pacing support. A device that has been reset to the Hardware Reset Mode will operate in the VVI mode at 60 ppm, but will not be capable of providing tachycardia detection or therapy. This will be noted by a warning message on the programmer screen upon device interrogation.</p> <p>To assist in your patient care and following discussions with our independent Medical Advisory Board, Abbott recommends:</p> <p>If it is not already your current practice, physicians should perform routine device monitoring every three months for patients with the affected models listed above.</p> <p>In determining whether additional patient management or follow up may be needed, consider the low failure rate for the anomaly and the unique medical needs and situation of each individual patient, including whether the patient is pacemaker dependent or at high risk for life-threatening arrhythmias.</p> <p>If a patient's device is found in the Hardware Reset Mode, you should arrange for device replacement as soon as possible. You should continue to provide patients with the usual admonitions to keep scheduled appointments and to report all changes in symptoms.</p> <p>Current Status (December 31, 2019): At the time of the advisory, there were 60 worldwide (38 U.S.) devices confirmed to have been affected by this issue. As of December 31, 2019 there were an additional 42 worldwide (28 U.S.) devices confirmed with this issue. This is within the 95% confidence interval prediction made at the time of the advisory. There have been no reports of serious injury or death.</p>

ICD AND CRT-D DEVICES

MODEL IDENTIFICATION	ADVISORY	FOLLOW-UP RECOMMENDATIONS AT TIME OF ADVISORY
<p>Epic[™] DR/HF (V-233, V-337, V-338), Epic[™] Plus DR/VR/HF (V-236, V-239, V-196, V-239T, V-196T, V-350), Atlas[™] DR (V-242), and Atlas[™] Plus DR/VR/HF (V-243, V-193, V-193C, V-340, V-341, V-343)</p>	<p>6/13/2005 Class II</p> <p>Two anomalies have been identified:</p> <ol style="list-style-type: none"> 1. Due to a device software anomaly, it is possible that when the device's battery is nearing its elective replacement indicator (ERI), a charging cycle may be skipped. 2. After a capacitor charge, if a rate responsive pacing mode (e.g., DDDR, VVIR, etc.) is programmed "On," this "noise" may be interpreted by the device's accelerometer (activity sensor) as physical activity, causing a temporary increase in the pacing rate that may persist after charging is completed. 	<p>Two anomalies were discovered during routine product monitoring. Neither of these anomalies presents a significant clinical risk to your patients, and no clinical complications have been reported to Abbott. Both are easily corrected by performing a simple, automated software download to the device. This potentially affects approximately 30,000 implanted ICDs in the United States and includes the following model numbers:</p> <p>Epic[™] DR/HF (V-233/V-337/V-338), Epic[™] Plus DR/VR/HF (V-236/V-239/V-196/V-239T/V-196T/V-350), Atlas[™] DR (V-242), and Atlas[™] Plus DR/VR/HF (V-243/V-193/V-193C/V-340/V-341/V-343). The first anomaly can occur when one of the affected devices attempts to deliver multiple shocks in rapid succession. Due to a device software anomaly, it is possible that when the device's battery is nearing its elective replacement indicator (ERI), a charging cycle may be skipped. If this were to occur, the first shock will always be delivered as programmed and, if needed, the next shock in the programmed sequence would be delivered after a delay of only two to four seconds. A skipped charge would result in less than the full number of programmed shocks being available for delivery during that episode, but all delivered shocks would be at their programmed energy. This behavior was discovered as an incidental finding during analysis of one returned device that had delivered a large number of high-voltage shocks over a short time period.</p> <p>A second anomaly is caused by electrical "noise" generated as a result of the charging of the device's high-voltage capacitors. After a capacitor charge, if a rate responsive pacing mode (e.g., DDDR, VVIR, etc.) is programmed "On," this "noise" may be interpreted by the device's accelerometer (activity sensor) as physical activity, causing a temporary increase in the pacing rate that may persist after charging is completed. The degree and duration of the rate increase will depend on a variety of factors, but the rate will never exceed the programmed Maximum Sensor Rate, and the device will gradually return to the appropriate rate. The anomalous behavior, which has been observed during the performance of manual capacitor maintenance, has been traced back to a component supplied to Abbott by one vendor; therefore, only the subset of the device models listed above that were manufactured with the affected component (device serial numbers below 141000 for any model) will exhibit this behavior.</p> <p>Abbott has developed programmer software that will automatically detect the affected ICDs and download device software that will correct the "skipped charge" anomaly and mitigate the response to electrical noise. Once the upgrade is performed, the potential for a skipped charge will be eliminated. Additionally, once the upgrade is performed if a rate responsive mode is programmed "On," devices with serial numbers below 141000 will have their rate response functions suspended for the time period during which the electrical noise could be present (i.e., while significant residual voltage remains on the high-voltage capacitors); non-rate responsive pacing at the programmed base rate will continue to be provided as appropriate. This period during which rate response is suspended may last anywhere from a few minutes up to approximately 90 minutes. If rate responsive pacing was ongoing prior to charging, the pacing rate will gradually decrease to the base pacing rate according to the normal rate response recovery algorithm and will remain there while rate responsive pacing is suspended. The rate response behavior for devices with serial numbers greater than 141000 will not be affected by the software download.</p> <p>The software download for potentially affected devices will automatically be initiated the next time the patient's device is interrogated with the v4.8.5 programmer software. Since a skipped charge is more likely to occur in devices that are closer to their elective replacement indicator (ERI), Abbott recommends that if the next patient follow-up is not scheduled to occur within the next six months that the patient be seen within this time period.</p> <p>In addition, if devices are programmed to pacing settings that result in high current consumption, such as high output bi-ventricular pacing, consideration should be given to scheduling the patient for a follow-up visit within three months if it is not scheduled to occur within that time period. As always, Abbott defers to your clinical judgment on any decisions regarding the management of your patients.</p> <p>Current Status (December 31, 2019): There have been no implanted devices confirmed to have been affected by this issue since the time of the advisory.</p>

ICD AND CRT-D DEVICES

MODEL IDENTIFICATION	ADVISORY	FOLLOW-UP RECOMMENDATIONS AT TIME OF ADVISORY
<p>Epic[™] (V-197, V-235), Epic[™]+ (V-196, V-236), Epic[™] HF CRT-D (V-338), Epic[™]+ HF CRT-D (V-350), Atlas[™]+ (V-193, V-243), Atlas[™]+ HF CRT-D (V-340), or Atlas[™] (model V-242) ICDs</p>	<p>3/10/2005 Class II</p> <p>A software parameter that affects the sensitivity of the reed switch in the listed devices was being set to an incorrect value which could prevent these devices from entering the magnet mode to inhibit tachy therapy when an external magnet is applied.</p>	<p>During routine product evaluation, Abbott Quality Assurance identified that a software parameter that affects the sensitivity of the reed switch in the listed devices was being set to an incorrect value during manufacturing beginning in late November of last year. This has the effect of preventing these devices from entering the magnet mode to inhibit tachy therapy when an external magnet is applied. This is a software controlled parameter that can be easily corrected via the programmer. All other bradycardia pacing and tachyarrhythmia detection and therapy features are not affected in devices subject to this notification. Until the magnet sensitivity parameter is corrected via the programmer, tachy therapy may not be properly inhibited as is customary with placement of an external magnet, but can be inhibited by using the programmer to program the device to Defib Off, and then back On as needed.</p> <p>The affected devices were manufactured during a three month period beginning November 22, 2004. To date, there have been no field reports of any magnet mode failures, nor have there been any clinical complications reported associated with this issue. Magnet mode application is usually used to inhibit tachycardia therapy such as when a patient is subjected to electrocautery during a surgical procedure. In order to remedy this situation, in addition to this notification, Abbott Sales Representatives and Field Clinical Engineers have been provided with a simple software tool that can be used to set, via the programmer, the reed switch's magnet sensitivity to the proper value. You may contact them to schedule this reprogramming at the patient's next scheduled follow-up visit or at your discretion.</p> <p>Current Status (December 31, 2019): There have been no implanted devices confirmed to have been affected by this issue since the time of the advisory.</p>

PACEMAKER AND CRT-P DEVICES

MODEL IDENTIFICATION	ADVISORY	FOLLOW-UP RECOMMENDATIONS AT TIME OF ADVISORY
<p>Nanostim™ Leadless Cardiac Pacemaker (Model SIDLCP)</p>	<p>11/17/2017 Outside US and US Investigational Device Exemption (IDE) only</p> <p>Abbott was made aware of docking button detachments that have occurred following implant or during attempted retrieval of Nanostim™ Leadless Cardiac Pacemaker (LCP) devices. The docking button is a small component (3.6 mm diameter) and is connected to the end of the LCP by two cables. This component is necessary for docking the LCP to the retrieval catheter during a retrieval procedure.</p>	<p>The following patient management recommendations have been developed in consultation with our Leadless Steering Committee members after discussions detailing the occurrences and the potential clinical impact associated with detached docking buttons:</p> <ul style="list-style-type: none"> • Continue following patients as per recommendations of the October 2016 Battery Malfunction for Nanostim™ LCP advisory. • Retrieval of an implanted Nanostim™ LCP with an intact docking button confirmed radiographically remains an option, but should only be considered if the procedure can be performed as per the specifications contained in the instructions for use. <ul style="list-style-type: none"> • If a detached docking button has been identified, Nanostim™ LCP retrieval is not recommended. In the rare situation where retrieval is the only management option, Abbott recommends the procedure be performed by physicians experienced in foreign body removal, including using the femoral approach. Please contact the Abbott Clinical Study Team for further guidance. • Prophylactic imaging for the sole purpose of determining if the docking button is intact is not recommended due to the effects of radiation and lack of any clear clinical actions based on results of imaging alone. If the option of Nanostim™ LCP retrieval is being considered, final imaging decisions should take into account the individual patient circumstances and preferences. • If a detached docking button is identified, continue to follow the patient as per the Clinical Study Protocol and report the incident to Abbott and relevant Competent Authority, as appropriate. <p>Current Status: (February 20, 2020): At the time of advisory, three (0.21%) of 1423 devices implanted worldwide have been reported to have a detached docking button. As of February 20, 2020, a total of 7 have been reported and the rate remains at 0.49%. There have been no reports of serious injury or death.</p>

PACEMAKER AND CRT-P DEVICES

MODEL IDENTIFICATION	ADVISORY	FOLLOW-UP RECOMMENDATIONS AT TIME OF ADVISORY
<p>Global Models Accent MRI™ (Model PM1224) Accent™ DR RF (Models PM2210, PM2212) Accent MRI™ (Models PM2218, PM2224) Accent™ SR RF (Model PM1210) Accent™ ST DR RF (Models PM2216, PM2222) Accent™ ST MRI DR RF (Model PM2226) Accent™ ST MRI SR RF (Model PM1226) Accent™ ST SR RF (Model PM1222) Allure Quadra™ RF CRT-P (Model PM3242) Allure™ RF CRT-P (Model PM3222) Anthem™ RF CRT-P (Models PM3210, PM3212) Assurity™ + DR RF (Model PM2260) Assurity™ + SR RF (Model PM1260) Assurity™ DR RF (Model PM2240) Assurity MRI™ (Model PM2272) Assurity™ SR RF (Model PM1240) Assurity MRI™ (Model PM1272) Nuance™ DR RF (Model PM2214) Nuance™ MRI DR RF (Model PM2230) Nuance™ MRI SR RF (Model PM1230) Nuance™ SR RF (Model PM1214) Nuance™ ST DR RF (Model PM2228) Nuance™ ST SR RF (Model PM1228) Quadra Allure MP™ (Model PM3562) Quadra Allure MP™ RF CRT-P (Model PM3262) Quadra Allure™ (Model PM3542) Quadra Relieve MP™ (Model PM3564) Quadra Relieve MP™ RF CRT-P (Model PM3264) Quadra Relieve™ (Model PM3544) Quadra Relieve™ RF CRT-P (Model PM3244) Relieve™ RF CRT-P (Model PM3224) Zenex™ + DR RF (Model PM2270) Zenex™ + SR RF (Model PM1270) Zenex™ DR RF (Model PM2250) Zenex™ DR RF MRI (Model PM2282) Zenex™ SR RF (Model PM1250) Zenex™ SR RF MRI (Model PM1282)</p>	<p>8/28/2017 Class II</p> <p>New pacemaker firmware was developed to further mitigate the risk of unauthorized access to our pacemakers that utilize radio frequency (RF) communications. The firmware update provides an additional layer of security against unauthorized access to these devices that further reduces the potential for a successful cybersecurity attack.</p>	<p>Patient Management Recommendations</p> <p>Prophylactic replacement of affected devices is not recommended.</p> <p>While not intended to serve as a substitute for your professional judgment as to whether the firmware update is advisable for a particular patient, we, along with our Cyber Security Medical Advisory Board, recommend the following:</p> <ul style="list-style-type: none"> • Discuss the risks and benefits of the cybersecurity vulnerabilities and associated firmware update with your patients at the next regularly scheduled visit. As part of this discussion, it is important to consider patient specific issues such as pacemaker dependence, age of device, and patient preference and provide them with the "Patient Communication". • Determine if the update is appropriate given the risk of update for the patient. If deemed appropriate, install this firmware update following the instructions on the programmer (and listed below). • For pacing dependent patients, consider performing the cybersecurity firmware update in a facility where temporary pacing and pacemaker generator change are readily available, due to the very small estimated risk of firmware update malfunction. <p>Current Status (December 31, 2019): We have received no reports of device compromise related to the cybersecurity vulnerabilities in the implanted devices impacted by this communication. This release is part of planned system updates to ensure effective and secure products for our patients.</p> <p>If you have any questions about the cybersecurity firmware update you can contact your Abbott representative or our dedicated customer technical support hotline at 1-800-722-3774 (U.S.).</p> <p>Additional materials, including a Patient Communication, can be found on www.sjm.com/notices.</p>

PACEMAKER AND CRT-P DEVICES

MODEL IDENTIFICATION	ADVISORY	FOLLOW-UP RECOMMENDATIONS AT TIME OF ADVISORY
<p>Nanostim™ Leadless Cardiac Pacemaker (Model SIDLCP)</p>	<p>10/28/2016 Outside US and US Investigational Device Exemption (IDE) only</p> <p>Abbott was made aware of seven (7) reports worldwide of lost telemetry and pacing output as a result of a battery malfunction associated with Nanostim Leadless Cardiac Pacemaker (LCP) devices. Due to these events, we have decided to pause Nanostim LCP implants in the Leadless II IDE/CAP study.</p> <p>Analysis of returned units has found decreased battery capacity due to reduced electrolyte, resulting in high internal battery resistance. This disrupts the required capacity for proper device function and reduces device longevity.</p> <p>Referring to a previously measured battery voltage may not provide an indication of continued normal operation as battery voltage remains normal under these circumstances. The Recommended Replacement Time (RRT) indicator will not be triggered as the battery voltage will remain above RRT in these devices. Battery malfunction may be indicated with a loss of telemetry/communication with the implanted device and/or loss of pacing and magnet mode operation.</p>	<p>In consultation with our Leadless II IDE and our Leadless Postmarket Study Steering Committees we recommend the following:</p> <ul style="list-style-type: none"> • Do not implant unused devices and return them to Abbott. • Do not rely on the RRT indicator to identify a battery that may potentially malfunction. However, if the RRT indicator does trigger, replace the device per standard practice. • Do not perform AV Node ablation in patients with an existing Nanostim LCP without another functional pacing system implanted. • For patients who have not previously been documented to be pacemaker dependent, re-assess patients in-office for pacemaker dependence. • For non-pacemaker dependent patients with devices of implant duration ≥ 24 months, more intensive follow-up and monitoring is recommended. <ul style="list-style-type: none"> • Implant Duration ≥ 24 months: Request follow-up as soon as possible to assess the status of the battery. Then, monthly follow-up is recommended through in-office visits or a reliable method of tele-monitoring of heart rate and electrocardiogram. • Implant Duration < 24 months: Continue follow up per protocol. • For pacemaker dependent patients, device replacement is recommended (priority should be for patients with implants of longer duration). <ul style="list-style-type: none"> • Identify and treat patients as quickly as possible. • Interrogate the device and identify the ability to communicate with the device and the patient's underlying rhythm. • Determine the strategy for management, including a decision whether to retrieve or abandon the Nanostim LCP, based on the individual patient's clinical history and overall medical condition. Use a temporary pacemaker for backup pacing while replacing the Nanostim device where clinically indicated. • If the device is to be retrieved, use the Nanostim retrieval system as per the standard procedure described in the instructions for use. • If the device will not be retrieved or if retrieval was attempted and not possible, implant a new pacemaker lead (bipolar) at a distance from the existing LCP to prevent long-term mechanical and electrical interactions. Confirm the location using multiple radiographic views. • After implantation of the new pacing system, if it is possible to communicate with the LCP, turn "OFF" the abandoned LCP system. If the LCP device cannot be turned "OFF", consider programming the newly implanted system a minimum of 5 bpm faster than the LCP in order to inhibit the Nanostim device. <p>Current Status: (February 20, 2020): At the time of advisory, seven (7) reported devices (0.50%) of 1423 implanted devices worldwide have exhibited battery malfunction at 29-37 months after implant. As of February 20, 2020, there were additional reports and the rate is now 15.7%. There have been no reports of serious injury or death.</p>

PACEMAKER AND CRT-P DEVICES

MODEL IDENTIFICATION	ADVISORY	FOLLOW-UP RECOMMENDATIONS AT TIME OF ADVISORY
Accent™ SR (Model PM1110) Accent™ DR (Model PM2112)	<p>12/7/2012 Outside US Only</p> <p>Due to an incorrect software setting, a specific subset of the Accent™ SR and Accent™ DR devices shipped to certain countries outside the US will not provide a change in the sensor driven (rate responsive) pacing rates in response to patient physical activity. All other programmed parameters, features and functions operate as designed, e.g. an Accent DR device programmed to DDDR will appropriately track atrial activity and properly function in the DDD mode. A non-invasive programmer software solution that will correct the issue in all affected, implanted devices will be available once regulatory approval has been completed.</p>	<p>Abbott makes the following recommendations:</p> <p>Identify affected patient</p> <ul style="list-style-type: none"> • Review your patient's clinical indications for pacing and determine the clinical need for rate responsive, sensor driven pacing. • In the event that a patient requires rate responsive sensor driven activity pacing and exhibits clinical symptoms due to the lack of increased pacing rates with exercise, please contact your local Sales Representative or our Technical Support • Continue to follow patients on their standard follow-up schedule. <p>Current Status (December 31, 2019): The programmer software update was released in April 2013. At the time of the advisory, approximately 6,000 affected devices were implanted. There have been no additional devices confirmed to have this issue since the time of the software release in April 2013.</p>

MODEL IDENTIFICATION	ADVISORY	FOLLOW-UP RECOMMENDATIONS AT TIME OF ADVISORY
Accent™ DR (Models PM2110, PM2112, PM2210, PM2212), Anthem™ CRT-P (Models PM3110, PM3112, PM3210, PM3212)	<p>9/22/2011 Class II</p> <p>A small amount of electrical charge may accumulate within an internal capacitor which results in a low or varying pacing lead impedance (PLI) value during the automatic daily measurements. An out of range lead impedance measurement may result in a patient notifier alert, a remote monitoring Merlin.net™ Patient Care Network alert, or a prior alert message to be displayed on the programmer screen at the next in-clinic follow-up.</p>	<p>In order to prevent a false reading, a new Merlin™ Patient Care System programmer software version is available. When used to interrogate an Accent DR or Anthem CRT-P pacemaker this software will eliminate the potential for this anomaly to occur. With the new software, the programmer will automatically activate circuitry in the pacemaker during the interrogation process to ensure that any residual charge on the capacitor is discharged prior to performing the daily PLI measurement. The onetime upgrade is performed automatically on affected devices and will not change the operation of the implanted device. Your St. Jude Medical Sales Representative will assist you in loading the new programmer software onto your Merlin programmer.</p> <p>If you are following any patients implanted with Accent DR pacemakers or Anthem CRT-P devices, St. Jude Medical makes the following recommendations, which are consistent with standard best practices:</p> <ul style="list-style-type: none"> • Ensure that the new programmer software version is loaded on your programmers as soon as practical. • Continue to follow patients on their standard follow-up schedule. Since the likelihood of the low lead impedance measurement is low, the device interrogation can be performed at the patient's next regular scheduled follow-up visit. • In the event that a patient receives a low lead impedance alert before the new programmer software has been loaded, we suggest that you evaluate the device as you normally would for any such instance. If the daily pacing lead impedance value is out-of range, re-interrogate the device's measured data and look at the lead impedance values. This "in-clinic" measurement is not affected by the aforementioned capacitor charge build-up and will provide an accurate lead impedance measurement. <p>Current Status (December 31, 2019): Worldwide, 13 Accent DR (<0.01%) and 225 Anthem CRT-P (1.6%) devices have exhibited this diagnostic anomaly.</p>

PACEMAKER AND CRT-P DEVICES

MODEL IDENTIFICATION	ADVISORY	FOLLOW-UP RECOMMENDATIONS AT TIME OF ADVISORY
Identity [™] SR (Model 5172) Identity [™] DR (Model 5370) Identity [™] XL DR (Model 5376)	<p>10/12/2006 Class II</p> <p>A programmer software anomaly can lead to incorrect reporting of battery voltage, expected battery longevity and elective replacement indicator (ERI) status in Abbott Identity[™] pacemakers. The anomaly does not affect the device's actual battery voltage, longevity or functionality, but could result in inaccurate reporting of the status of these measured data parameters. This software anomaly can appear in the Abbott Identity[™] family of pacemakers when programmed by the Abbott APS[™] III Model 3500/3510 or Merlin[™] Patient Care System Model 3650 programmers.</p>	<p>No follow-up is recommended at the time of advisory. Devices do not need to be replaced. A programmer software update, pending FDA and other regulatory agency approval, will mitigate this anomaly when the device is interrogated. Before the programmer software update is available, any subsequent measured data update that is performed during the session would be valid and the device operating magnet rate would be up-to-date. After the programmer software update is available, any device affected by this issue will be automatically corrected via the normal interrogation process.</p> <p>Current Status (December 31, 2019): At the time of the advisory, there were 53 worldwide (50 U.S.) devices confirmed to have been affected by this issue. As of June 30, 2019 there were an additional 78 worldwide (65 U.S.) devices confirmed with this issue, all prior to the distribution of the software fix.</p>

LEFT-HEART LEADS

MODEL IDENTIFICATION	ADVISORY	FOLLOW-UP RECOMMENDATIONS AT TIME OF ADVISORY
<p>QuickSite™ (Models 1056T, 1058T) QuickFlex™ (Models 1156T, 1158T)</p>	<p>4/3/2012 Class II</p> <p>Abrasion of the silicone insulation in the distal portion of QuickSite and QuickFlex leads has led to visual observations of externalized conductors.</p> <p>There have been no reports of death or serious injury associated with the externalized conductors; likewise there have been no electrical dysfunctions attributable to the externalized conductors.</p> <p>The reported rate of externalized conductors in the QuickSite and QuickFlex leads is 0.023%, based on 39 confirmed cases of externalized conductors in a population of approximately 82,000 QuickSite and 89,000 QuickFlex leads sold worldwide.</p> <p>This issue is under-detected because these cases are visual observations without any signs of electrical dysfunction and fluoroscopic/xray imaging is not routine. Based on a review of returned leads and available fluoroscopic and x-ray images of patients with QuickSite and QuickFlex leads (1,219 leads), it is estimated that the incidence of conductor externalization on these leads may be 3% to 4%.</p>	<p>Abbott and its Medical Advisory Board recommend that physicians continue to monitor their patient's implanted system at regularly scheduled intervals with attention paid to diagnostic information related to LV pacing performance, in particular LV lead impedance and capture thresholds. Programming of alerts that monitor lead impedance changes outside of the nominal range and enabling the patient notifier should be considered. A special X-ray or fluoroscopic imaging is not recommended for LV CRT leads with normal electrical function. CRT pacing functionality should be evaluated during routine device checks and only leads exhibiting electrical anomalies that cannot be reprogrammed to deliver effective CRT pacing should be considered for replacement.</p> <p>Current Status (December 31, 2019): At the time of the advisory there was a worldwide reported externalized conductor rate of 0.023% in QuickSite and QuickFlex leads. As of December 31, 2019, the worldwide reported externalized conductor rate for QuickSite and QuickFlex leads was 0.27%.</p>

DEFIBRILLATION LEADS

MODEL IDENTIFICATION	ADVISORY	FOLLOW-UP RECOMMENDATIONS AT TIME OF ADVISORY
<p>Optisure™ Defibrillation Lead (Models LDA220, LDA220Q, LDA230Q, LDP220Q)</p>	<p>11/3/2015 Class I</p> <p>A limited number of dual coil Optisure defibrillation leads may have been compromised during the manufacturing process. A trim technique to remove excess medical adhesive around the SVC shock coil may have introduced damage to the lead's insulation.</p> <p>A thorough investigation has determined the probability of a lead malfunction as a result of this trim technique is very low. A total of 447 leads subjected to the trim technique were distributed globally. Of those, 278 were implanted in the United States. St. Jude Medical is not aware of any adverse clinical events related to this matter. Furthermore, an analysis of patients implanted with the subject leads that are being actively monitored via Merlin.net™ Patient Care Network has shown that none of these patients have experienced any recorded electrical issues.</p>	<p>Abbott recommends the following actions depending on the device the affected patients have implanted. According to our records the vast majority of patients with the subject leads have devices with the DynamicTx™ feature that provides additional protection to help ensure therapy delivery in the case of a compromised lead.</p> <p>For patients implanted with a potentially-impacted Optisure lead connected to a device WITH DynamicTx™ technology, we recommend:</p> <p>Review the Patient Records:</p> <ol style="list-style-type: none"> 1. Ensure DynamicTx™ technology is programmed "On" 2. Enroll these patients in our Merlin.net™ Patient Care Network 3. Monitor patients as normal, with no additional testing or follow-up needed. <p>For patients implanted with a potentially-impacted Optisure lead connected to a device WITHOUT DynamicTx™ technology we recommend:</p> <ol style="list-style-type: none"> 1. Enroll these patients in our Merlin.net™ Patient Care Network 2. Where clinically appropriate, consider turning off the SVC coil (select RV-to-Can vector) 3. If dual coil shocking configuration is desired, consider performing a high voltage test using maximum energy. <ol style="list-style-type: none"> a. If shock delivery is normal - no additional testing is required b. If shock delivery identifies a short circuit – consider lead replacement <ul style="list-style-type: none"> • DynamicTx™ technology automatically adjusts shock configurations to ensure the delivery of high-voltage therapy even if an electrical short were to occur. <p>We recommend at your patient's next follow-up visit a St. Jude Medical representative be present to program an alert message into the implanted device. This will provide clinicians following patients with impacted subject lead an alert message on the Merlin™ Programmer upon interrogation, ensuring that future caregivers assessing the diagnostics of these devices receive the latest information and be made aware of this corrective action. We believe such actions will further the ability of our clinician partners to most optimally manage the care of their patients.</p>

DEFIBRILLATION LEADS

MODEL IDENTIFICATION	ADVISORY	FOLLOW-UP RECOMMENDATIONS AT TIME OF ADVISORY
<p>Riata[™] Defibrillation Lead (Models 1570, 1571, 1572, 1580, 1581, 1582) Riata[™] i Defibrillation Lead (Models 1560, 1561, 1562, 1590, 1591, 1592) Riata[™] ST Defibrillation Lead (Models 7000, 7001, 7002, 7010, 7011, 7040, 7041, 7042)</p>	<p>11/28/2011 Class I</p> <p>Externalized conductors occur when an abrasion results in an outer insulation breach, allowing the normally contained conductors to become visible outside the lead body. Even though causality cannot be established, when externalized conductors are accompanied by reports of electrical malfunction, these reports typically include pacing or defibrillation impedance changes, inappropriate therapy, noise and oversensing, and pacing threshold rise. Externalized conductors have not been observed in Riata ST Optim[™] and Durata[™] models due to the presence of an abrasion resistant outer Optim[™] lead insulation sheath.</p> <p>A summary of the types and incidence rates of Riata lead abrasion malfunctions is presented on pages 303-311 of this Product Performance Report.</p>	<p>Abbott and its Medical Advisory Board (MAB) make the following recommendations, which are consistent with standard best practices and our December 2010 product communication.</p> <p>Whenever possible, monitor devices and leads remotely and advise your patients of the importance of contacting you should they experience any adverse events. Abbott[™] remote monitoring features can be used to detect electrical changes early that may be associated with externalized conductors.</p> <p>Continue to monitor your patient's implanted system at regularly scheduled intervals with particular attention to diagnostic information related to defibrillation lead performance. The recommendations for frequency of in-person are a follow-up period of every 3 - 6 months for ICD/CRT-D devices per the HRS/EHRA consensus.</p> <p>Review lead measurements including pacing and high voltage lead impedances per your standard follow-up procedures in particular looking for significant changes from the patient's previous follow-up visits.</p> <p>If there is evidence of a lead electrical failure, manage the patient per standard practice.¹ This may include x-ray or fluoroscopy. Additional testing, if necessary, could include provocative methods such as shoulder and arm movements and deep respiration while looking at the surface ECG and intracardiac electrograms with the programmer, which may reveal an intermittent problem associated with any source of lead electrical failure if one exists.</p> <p>The value of routine x-ray or fluoroscopy for patients with leads having no electrical abnormalities is unknown at this time and is therefore not recommended.</p> <p>In addition, prophylactic explant or replacement of a lead without electrical dysfunction is not recommended.</p> <p>Currently there is no expert consensus regarding whether patients undergoing pulse generator replacement should undergo fluoroscopy or lead replacement should an externalized conductor without electrical anomalies be present. This is, in part, because the risk versus benefit of replacing a lead in such a patient may vary from patient to patient and center to center. Clinical decisions in this setting should be individualized based on specific patient conditions and circumstances.</p> <p>Based on input from the MAB, Abbott is conducting a prospective study to evaluate further the incidence of externalized conductors and the long-term performance of leads with externalized conductors that do not exhibit electrical abnormalities.</p> <p>Current Status (February 29, 2020): At the time of the advisory there was a worldwide reported all-cause insulation abrasion rate of 0.63% for Riata silicone leads. The worldwide reported rate for the subcategory of externalized conductors in Riata silicone leads was 0.10%. As of February 29, 2020, there have been additional reports. The worldwide reported rates of all-cause abrasion and externalized conductors for Riata silicone leads was 4.70% and 2.83% respectively. The latest information related to the silicone Riata lead advisory, including references to independent studies of Riata lead performance, can be obtained at www.RiataCommunication.com.</p> <p>¹ Epstein, A.E. "Troubleshooting of Implantable Cardioverter-Defibrillators." <i>Clinical Cardiac Pacing, Defibrillation, and Resynchronization Therapy</i>, 4th ed. Eds. Ellenbogen, K.A., Kay G.N., Lau, C-P., Wilkoff, B.L. Philadelphia: Elsevier, 2011. 889-910.</p>

DEFIBRILLATION LEADS

MODEL IDENTIFICATION	ADVISORY	FOLLOW-UP RECOMMENDATIONS AT TIME OF ADVISORY
<p>Riata[™] Defibrillation Lead (Models 1570, 1571, 1572, 1580, 1581, 1582) Riata[™] i Defibrillation Lead (Models 1560, 1561, 1562, 1590, 1591, 1592) Riata[™] ST Defibrillation Lead (Models 7000, 7001, 7002, 7010, 7011, 7040, 7041, 7042)</p>	<p>12/15/2010 Outside US Only</p> <p>Abrasion of silicone defibrillation leads is acknowledged within the clinical community as a well known clinical risk and is documented in the literature as the number one cause of lead failure across the industry with reported failure rates ranging from 3 to 10%. After more than 9 years of clinical use and approximately 227,000 implants, silicone insulated Riata[™], Riata[™] i, and Riata[™] ST defibrillation leads have exhibited an insulation abrasion rate of 0.47% (inclusive of confirmed returns and complaints/observations with no associated return). There are several factors that can contribute to lead abrasion in implanted pacing and defibrillation systems, including physiological stresses placed on the lead due to patient anatomy, implant orientation, and mechanical stresses applied from concomitant devices in the body.</p> <p>A summary of the types and incidence rates of Riata lead abrasion malfunctions is presented on pages 303-311 of this Product Performance Report.</p>	<p>Continue to monitor your patient's implanted system at regularly scheduled intervals with particular attention to diagnostic information related to defibrillation lead performance. The recommendations for frequency of in-person or remote monitoring are a follow-up period of every 3 - 6 months for ICD/CRT-D devices per the HRS/EHRA consensus.</p> <p>Review lead measurements including pacing and high voltage lead impedances per your standard follow-up procedure in particular looking for significant changes from the patient's previous follow-up visits.</p> <p>If there is evidence of a lead electrical failure, manage the patient per standard practice.¹ This may include x-ray or fluoroscopy. Additional testing if necessary could include provocative methods such as shoulder and arm movements and deep respiration while looking at the surface ECG and intracardiac electrograms with the programmer, which may reveal an intermittent problem if one exists.</p> <p>Consider remote monitoring and advise your patients of the importance of contacting you if they experience any adverse events.</p> <p>Current Status (February 29, 2020): At the time of the advisory there was a worldwide insulation abrasion rate of 0.47% for Riata silicone leads. As of February 29, 2020, there have been additional reports and the worldwide reported insulation abrasion rate is 4.70%.</p>

¹ Epstein, A.E. "Troubleshooting of Implantable Cardioverter-Defibrillators." *Clinical Cardiac Pacing, Defibrillation, and Resynchronization Therapy, 4th ed.* Eds. Ellenbogen, K.A., Kay G.N., Lau, C-P., Wilkoff, B.L. Philadelphia: Elsevier, 2011. 889-910.

ICM DEVICES

MODEL IDENTIFICATION	ADVISORY	FOLLOW-UP RECOMMENDATIONS AT TIME OF ADVISORY
<p>Confirm Rx™ (Model DM3500)</p>	<p>5/18/2018 Class II US Only</p> <p>Abbott advised physicians that exposure to sub-freezing temperatures during our supply chain process caused a transient battery voltage drop for a small number of Confirm Rx™ Model DM3500 Insertable Cardiac Monitoring (ICM) devices.</p>	<p>Prophylactic replacement of affected devices is not recommended.</p> <p>To correct implanted devices or detect affected units before implant, it is required to update to Merlin™ programmer software version 24.2.x or later. If you do not yet have this software version, you may contact your Abbott representative to facilitate in upgrading your programmer(s).</p> <p>Recommendations for Patients with Implanted Devices Abbott reviewed data in Merlin.net™ Patient Care Network to identify implanted devices with an incorrect low battery indicator. Patients confirmed to be impacted can be found in the enclosed Patient List. Additionally, implanted patients who could not be assessed for this condition through data available in Merlin.net™ PCN are included in this list. We recommend performing the following actions at the patient's next regularly scheduled visit:</p> <ul style="list-style-type: none"> • For patients confirmed to be impacted, contact Abbott Technical Services to assist in correcting the battery indicator. • For Confirm Rx™ device patients requiring further assessment to determine potential impact, review post-implant programmer printouts or session records to determine whether a low battery indicator is present. • If a low battery indicator is observed, contact Abbott Technical Services to assist in confirmation and correction of the battery indicator display. <p>Recommendations for Devices not yet Implanted For new implants, Merlin™ programmer software version 24.2.x or later will detect this incorrect low battery indicator condition. Interrogate all new Confirm Rx devices prior to implant. If the notification pop-up is displayed, follow the on-screen instructions to proceed with contacting Abbott Technical Services and select an alternate device for the implant.</p> <p>Current Status (December 31, 2019): At the time of the advisory, 0.41% devices distributed worldwide have been reported to have experienced incorrect display of low battery indicator. As of December 31, 2019 the rate is now 0.283%. There have been no reports of serious injury or death.</p> <p>If you have any questions about this communication or the patient management recommendations, please contact your Abbott representative or Abbott Technical Support at 1-800-722-3774 (U.S.). Additional materials, can be found on www.sjm.com/notices.</p>

ICM DEVICES

MODEL IDENTIFICATION	ADVISORY	FOLLOW-UP RECOMMENDATIONS AT TIME OF ADVISORY
<p>SJM Confirm™ ICM (Models DM2100, DM2102)</p>	<p>3/11/2011 Class II US and Germany</p> <p>A product firmware upgrade using the Merlin™ Patient Care System (PCS) programmer running software versions 10.1.1.3, 10.1.1.2, or 11.2.2 leaves the implantable cardiac monitor device in a state which results in increased current usage. If not corrected this state could result in premature battery depletion.</p>	<p>If you are following any patients implanted with the SJM Confirm ICM Models DM2100 or DM2102 and their device was upgraded using the Merlin programmer with the above mentioned software versions it is recommended to determine the patient's clinical reason for the implant and their continued need for the device:</p> <ul style="list-style-type: none"> • If the device has previously been used to record and assist in the diagnosis of an arrhythmia and is no longer needed, no further action is required. The device will exhaust its battery capacity prior to the 3 year expected longevity. • If the unit is still indicated for diagnosing a potential clinical arrhythmia, contact your Field Clinical Engineer and he/she will assist in calculating the projected remaining longevity. If appropriate, the microprocessor operation can be reset to the nominal current drain. • If the device is no longer indicated it can be left implanted until such time that a routine explant is desired. <p>If the device is determined to be necessary and is experiencing increased current usage as described above, it can be corrected with assistance from your Sales Representative or St. Jude Medical Technical Services.</p> <p>St. Jude Medical is in the process of developing new Merlin PCS programmer software that will properly upgrade SJM Confirm devices.</p> <p>Current Status (December 31, 2019): At the time of the advisory, 83 implanted devices world-wide were identified as having undergone the problematic firmware upgrade. All of these devices have been corrected using the Merlin PCS programmer or were determined by the clinician to not require further action because the device had already provided the necessary diagnostic information and was no longer required. There have been no additional implanted devices confirmed to have been affected by this issue. Updated Merlin PCS programmer software has been implemented which prevents this issue from occurring in the future.</p>

REMOTE MONITORING/TRANSMITTERS

MODEL IDENTIFICATION	ADVISORY	FOLLOW-UP RECOMMENDATIONS AT TIME OF ADVISORY
<p>Merlin@home™ Software Model EX2000 v8.2.2 for Merlin@home™ Transmitter (Models EX1150, EX1150W, EX1100, EX1100W)</p>	<p>4/3/2017 Class II</p> <p>In recognition of the changing cybersecurity landscape, and the increased public attention on medical device cyber risks, we have informed the clinical community about available updates to Merlin@home™ transmitter software. The Merlin@home™ patient transmitter software version 8.2.2 includes security updates that complement the company's existing security measures and further reduce the already extremely low cybersecurity risks.</p>	<ul style="list-style-type: none"> • Patients should ensure that their Merlin@home™ transmitter is plugged in and connected via cellular adapter, wi-fi or landline so the transmitter can receive these and any future updates. • Health Care Providers should continue to conduct patient management using the Merlin.net™ Patient Care Network (PCN) and in-office follow-ups per normal routine with patients who have an implantable cardiac device that is monitored using the Merlin@home™ transmitter. • For further information, health care providers can contact the local sales representative. In addition, both health care providers and patients can visit www.sjm.com/Merlin for answers to questions and additional information regarding Abbott's implantable cardiac rhythm devices, or the Merlin@home™ transmitter. <p>Current Status (December 31, 2019): Abbott has not received any reports that a specific Abbott device or system in clinical use has been targeted and is not aware of any patient harm associated with cybersecurity incidents related to an Abbott device.</p>

REMOTE MONITORING/TRANSMITTERS

MODEL IDENTIFICATION	ADVISORY	FOLLOW-UP RECOMMENDATIONS AT TIME OF ADVISORY
Merlin@home™ RF Remote Monitoring Transmitter EX1150	<p data-bbox="525 344 1008 386">12/18/2014 Class II</p> <p data-bbox="525 409 1008 555">A low incidence of Merlin@home transmitters initiating a software reset resulting in backup operation in some implanted Abbott Radio Frequency (RF) enabled Implantable Cardioverter Defibrillators (ICDs) and Pacemakers. Potentially affected RF devices include the Abbott Ellipse™, Fortify Assura™, Unify Assura™, and Quadra Assura™ ICDs and Assurity™ and Allure™ Pacemakers.</p> <p data-bbox="525 578 1008 854">In the event that an Ellipse, Fortify Assura, Unify Assura, or Quadra Assura ICD enters backup mode, the nominal operational settings will be VVI pacing mode, 67 ppm, 5.0v/0.6ms with bipolar pacing output and defibrillation settings of a VF detection rate of 146 bpm and 36J high voltage therapy. In the event an Assurity or Allure pacemaker enters backup mode, it will have output settings of VVI pacing mode, 67 ppm, 5.0v/0.6ms with unipolar pacing. This issue can only occur when the patient is being actively monitored by a Merlin@home™ RF bedside transmitter. If a device enters backup mode, the Merlin@home system will detect it and an alert will be provided to the clinic. Additionally, the ICD will deliver a patient vibratory alert and the pacemaker will deliver a patient audible alert.</p> <p data-bbox="525 876 1008 1130">For Ellipse, Fortify Assura, Unify Assura and Quadra Assura ICDs, the rate of occurrence is 0.25% based on 55,000 devices followed via Merlin.net™ remote monitoring. For Assurity and Allure pacemakers, the rate of occurrence is 0.016% based on 12,000 devices followed remotely. All pacemakers and the vast majority (approximately 90%) of ICDs reported to exhibit backup operation as a result of this anomaly were non-invasively restored to normal operation. In approximately 10% of the ICD cases, software was unable to be successfully restored and a device replacement was performed. The software download procedure was revised to ensure a successful download if an incident of a software reset were to occur in the future.</p> <p data-bbox="525 1153 1008 1276">There have been no reported cases of serious injury or death associated with this anomaly. The issue will be resolved with a software update of the Merlin@home transmitter that will be performed automatically over its telephone, broadband, or cellular connection without requiring any action from you or your patients.</p> <p data-bbox="525 1299 1008 1403">9/19/2015 An additional software upgrade was implemented to address a second software anomaly which coexisted in the Merlin@home transmitter system that also had the potential to cause software resets for potentially affected Abbott devices.</p>	<p data-bbox="1008 344 1953 451">The Merlin@home transmitter software has been modified to prevent this issue from occurring and has received FDA approval. A Merlin@home software update will be performed automatically over its telephone, broadband, or cellular connection without requiring any action from you or your patients. No changes to your patient's remote or in-clinic follow up schedules are required. Patients with implanted devices not mentioned above, patients who are being remotely followed with inductive telemetry (wand directly over the device) and patients not being followed remotely are not affected by this issue.</p> <p data-bbox="1008 474 1953 581">Current Status (December 31, 2019): The worldwide event rate of Merlin@home transmitters initiating a software reset resulting in backup operation for Ellipse, Fortify Assura, Unify Assura and Quadra Assura ICDs was 0.30% based on 83,000 devices followed via Merlin.net Patient Care Network (Merlin remote monitoring). For Assurity and Allure pacemakers, the rate of occurrence was 0.06% based on 12,000 devices followed remotely. As of December 31, 2019, the incidence rate based on worldwide sales for Ellipse, Fortify Assura, Unify Assura and Quadra Assura ICDs is 0.19%.</p>

Healthcare Professional Communications

PACEMAKER AND CRT-P DEVICES

MODEL IDENTIFICATION	COMMUNICATION	DETAILS
<p>Affinity[™], Entity[™], Integrity[™], Identity[™], Sustain[™], Frontier[™], Victory[™] and Zephyr[™] models</p>	<p>1/29/2014 Worldwide</p> <p>As part of Abbott's commitment to communications on device performance, and in consultation with our Medical Advisory Board, we provided Health Care Professionals information regarding possible effects of electrocautery on older generation Abbott pacemakers.</p>	<p>Abbott has reviewed incident reports on specific older generation pacemaker models exposed to electrocautery. When devices from these pacemaker families are exposed to electrocautery (as well as the PEAK PlasmaBlade[™] blade), they may exhibit a temporary change in function that could persist for 30 seconds or longer after the electrocautery exposure has been terminated. The duration of the effect depends on several factors including the battery voltage of the device, the energy of the electrocautery output, and the distance from the electrocautery source to the implanted system. The most clinically significant observation has been loss of capture due to a transient reduction in the pacing output voltage. Placing a magnet over the device or programming to an asynchronous pacing mode will not prevent this temporary reduction in pacing output.</p> <p>The effects of electrocautery on cardiac implantable electronic device operation are well documented in the scientific literature and most, if not all, pacemaker and implantable cardioverter defibrillator (ICD) User's Manuals include labeling about the use of electrosurgery equipment and its possible effects on the operational characteristics and/or internal circuitry of these devices.</p> <p>As is the case with all perioperative assessments in patients with cardiac implantable electronic devices, evaluating the individual patient's dependence on the implanted device should be assessed prior to any procedure that would ordinarily require electrocautery, particularly a pacemaker procedure. If pacemaker dependency is identified, either do not use electrocautery or employ appropriate precautions to ensure that the heart rate will be supported in the presence of electrocautery. Consideration of placing a temporary transvenous pacemaker is appropriate.^{1,2}</p> <p>All Abbott pacemaker and ICD User's Manuals provide Warnings and Precautions regarding the use of electrosurgical devices in the vicinity of an implanted device.</p> <p>Importantly, the more recent families of Abbott pacemakers (Accent and Anthem) and all ICDs are not subject to this temporary change in function from the extended effects of electrocautery.</p> <p>References: ¹ Hayes and Friedman, Cardiac Pacing, Defibrillation and Resynchronization, 2nd Edition, p. 192 ² Ellenbogen and Wood, Cardiac Pacing and ICDs, 4th Edition, p. 227</p>

Index

CRT DEVICES

Allure Quadra MP™ CRT-P (PM3262)	64
Allure Quadra MP™ CRT-P (PM3562)	63
Allure Quadra™ RF CRT-P (PM3242)	66
Allure™ RF CRT-P (PM3222)	65
Anthem™ RF CRT-P (PM3210)	67
Atlas™ + HF CRT-D (V-343)	50
Frontier™ II CRT-P (5586)	69
Promote™ + CRT-D (CD3211-36)	46
Promote™ + CRT-D (CD3211-36Q)	44
Promote™ RF CRT-D (3207-36)	48
Quadra Assura™ CRT-D (CD3265-40)	32
Quadra Assura™ CRT-D (CD3265-40Q)	30
Quadra Assura™ CRT-D (CD3365-40C)	22
Quadra Assura™ CRT-D (CD3365-40Q)	19
Quadra Assura MP™ CRT-D (CD3369-40C)	18
Quadra Assura MP™ CRT-D (CD3369-40Q)	16
Unify Assura™ CRT-D (CD3257-40)	35
Unify Assura™ CRT-D (CD3257-40Q)	34
Unify Assura™ CRT-D (CD3357-40C)	27
Unify Assura™ CRT-D (CD3357-40Q)	24
Unify Quadra™ CRT-D (CD3249-40)	38
Unify Quadra™ CRT-D (CD3249-40Q)	36
Unify™ CRT-D (CD3231-40)	42
Unify™ CRT-D (CD3231-40Q)	40

LEFT-HEART LEADS

Quartet™ (1456Q)	78
Quartet™ (1457Q)	77
Quartet™ (1458Q)	79
Quartet™ (1458QL)	76
QuickFlex™ (1156T)	83
QuickFlex™ μ (1258T)	81
QuickFlex™ XL (1158T)	85
QuickSite™ (1056K)	91
QuickSite™ (1056T)	89
QuickSite™ XL (1058T)	87

ICDS

Atlas™ + DR (V-243)	120
Atlas™ + VR (V-193)	152
Atlas™ II + DR (V-268)	119
Atlas™ II VR (V-168)	151
Current™ + DR (CD2211-36)	115

PG

ICDS

Current™ + DR (CD2211-36Q)	113
Current™ + VR (CD1211-36)	148
Current™ + VR (CD1211-36Q)	146
Current™ DR RF (2207-36)	117
Current™ VR RF (1207-36)	149
Ellipse™ DR (CD2311-36)	106
Ellipse™ DR (CD2311-36Q)	105
Ellipse™ DR (CD2411-36C)	100
Ellipse™ DR (CD2411-36Q)	99
Ellipse™ VR (CD1311-36)	142
Ellipse™ VR (CD1311-36Q)	141
Ellipse™ VR (CD1411-36C)	134
Ellipse™ VR (CD1411-36Q)	133
Fortify Assura™ DR (CD2257-40)	108
Fortify Assura™ DR (CD2257-40Q)	107
Fortify Assura™ DR (CD2357-40C)	103
Fortify Assura™ DR (CD2357-40Q)	101
Fortify Assura™ VR (CD1257-40)	140
Fortify Assura™ VR (CD1257-40Q)	139
Fortify Assura™ VR (CD1357-40C)	137
Fortify Assura™ VR (CD1357-40Q)	135
Fortify™ DR (CD2231-40)	111
Fortify™ DR (CD2231-40Q)	109
Fortify™ VR (CD1231-40)	145
Fortify™ VR (CD1231-40Q)	143

PG

DEFIBRILLATION LEADS

Durata™ (7120, 7121)	176
Durata™ (7122)	178
Durata™ DF4 (7120Q, 7121Q)	172
Durata™ DF4 (7122Q)	174
Durata™ DF4 (7170Q, 7171Q)	170
Optisure™ (LDA210)	169
Optisure™ DF4 (LDA210Q)	168
Optisure™ DF4 (LDA220Q)	166
Optisure™ (LDA220)	167
Optisure™ DF4 (LDA230Q)	165
Riata™ (1570, 1571)	192
Riata™ (1580, 1581)	193
Riata™ (1582)	191
Riata™ i (1590, 1591)	190
Riata™ ST (7000, 7001)	188

PG

Index

DEFIBRILLATION LEADS

Riata™ ST (7002)	
Riata™ ST (7010, 7011)	
Riata™ ST (7040, 7041)	
Riata™ ST Optim™ (7020, 7021)	
Riata™ ST Optim™ (7022)	
Riata™ ST Optim™ (7070, 7071)	

PACEMAKERS

Accent™ DR (PM2110)	
Accent™ DR RF (PM2210)	
Accent™ SR (PM1110)	
Accent™ SR RF (PM1210)	
Assurity™ DR RF (PM2240)	
Assurity MRI™ (PM1272)	
Assurity MRI™ (PM2272)	
Assurity™ VR (PM1240)	
Endurity™ DR (PM2160)	
Endurity™ VR (PM1160)	
Identity ADx™ DR (5380)	
Identity ADx™ SR (5180)	
Identity ADx™ XL DC (5286)	
Identity ADx™ XL DR (5386)	
Identity™ (5370)	
Identity™ SR (5172)	
Identity™ XL (5376)	
Integrity™ ADx DR (5366)	
Integrity™ AFx DR (5342, 5346)	
Integrity™ SR (5142)	
Microny™ (2425T, 2525T, 2535K)	
Verity ADx™ XL DC (5256)	
Verity ADx™ XL DR (5356)	
Verity ADx™ XL DR M/S (5357M/S)	
Verity ADx™ XL SC (5056)	
Verity ADx™ XL SR (5156)	
Verity ADx™ XL SR M/S (5157M/S)	

PG

187
185
186
182
184
180

PG

209
207
238
239
206
235
204
237
205
236
220
246
221
221
224
247
225
219
223
249
248
218
218
218
245
245
245

PACEMAKERS

Victory™ DR (5810)	
Victory™ SR (5610)	
Victory™ XL DR (5816)	
Zephyr™ DR (5820)	
Zephyr™ SR (5620)	
Zephyr™ XL DR (5826)	
Zephyr™ XL SR (5626)	

PG

213
244
216
211
243
214
241

PACING LEADS

IsoFlex™ Optim™ (1944)	
IsoFlex™ Optim™ (1948)	
IsoFlex™ P (1648T)	
IsoFlex™ S (1642T)	
IsoFlex™ S (1646T)	
OptiSense™ (1699T, 1699TC)	
OptiSense™ (1999)	
Tendril™ (1782T, 1782TC)	
Tendril™ (1788T, 1788TC)	
Tendril MRI™ (LPA1200M)	
Tendril™ SDX (1488T, 1488TC)	
Tendril™ SDX (1688T, 1688TC)	
Tendril™ ST Optim™ (1882T, 1882TC)	
Tendril™ ST Optim™ (1888T, 1888TC)	
Tendril™ STS (2088TC)	

PG

263
265
277
278
279
267
261
273
275
258
283
281
271
269
259

IMPLANTABLE CARDIAC MONITORS

SJM Confirm™ ICM (DM2100)	
SJM Confirm™ ICM (DM2102)	
Confirm Rx™ (DM3500)	

PG

295
294
293

FOCUS ON CLINICAL PERFORMANCE

ICD Premature Battery Depletion Advisory Update	
Update on Durata™ Lead Performance	
Update on Optim™ Lead Insulation	
Update on Riata™ Lead Performance	

PG

300
312
318
303

Index of Phased-out Models

Phased-out Models

As stated in the introduction of this Product Performance Report, product performance is plotted over a maximum range of 20 years, with a minimum of 500 registered implants required for inclusion in the report. As such, models that no longer meet the criteria for inclusion have been phased-out of the Product Performance Report over time. In order to provide our customers with information on these phased-out models, an index including the final edition for each phased-out model has been included. Previous Product Performance Reports can be viewed on the web at www.abbott.com.

CRT DEVICES

Atlas™ + HF (V-340)
Atlas™ II HF (V-365)
Atlas™ II + HF (V-366)
Epic™ HF (V-337)
Epic™ HF (V-338)
Epic™ II HF (V-355)
Frontier™ (5508)
Promote™ (3107-36)
Promote™ RF (3207-30)

ICDS

Atlas™ DR (V-240)
Atlas™ DR (V-242)
Atlas™ II DR (V-265)
Atlas™ VR (V-199)
Contour™ II (V-185, V-185AC, V-185B, V-185C, V-185D)
Contour™ MD (V-175, V-175AC, V-175B, V-175C, V-175D)
Current™ DR (2107-36)
Current™ DR RF (2207-30)
Current™ VR (1107-36)
Current™ VR (1207-30)
Epic™ + DR (V-236)
Epic™ + DR (V-239)
Epic™ DR (V-233)
Epic™ DR (V-235)
Epic™ II DR (V-255)
Epic™ II DR (V-258)
Epic™ II VR (V-158)
Epic™ + VR (V-196)
Epic™ VR (V-197)
Photon™ DR (V-230HV)

FINAL EDITION

Apr 2011
Dec 2015
Dec 2015
Apr 2011
May 2010
Apr 2011
May 2010
Nov 2010
May 2014

FINAL EDITION

May 2010
Dec 2014
May 2014
Nov 2010
May 2008
May 2010
Nov 2010
Dec 2015
May 2010
Nov 2013
May 2010
May 2014
Apr 2011
Nov 2010
May 2010
Nov 2013
Nov 2013
Dec 2015
Nov 2010
Oct 2007

ICDS

Photon™ μ DR (V-232)
Photon™ μ VR (V-194)
Profile™ (V-186F, V-186HV3)

DEFIBRILLATION LEADS

Riata™ i (1560, 1561)
Riata™ ST Optim™ (7030, 7031)
TVL™ ADX (1559)
TVL™ RV (RV01, RV02, RV03, RV06, RV07)
TVL™ SVC (SV01, SV02, SV03)
SPL™ (SP01, SP02, SP03 & SP04)

FINAL EDITION

Oct 2009
May 2010
Oct 2007

FINAL EDITION

Dec 2016
Nov 2013
Dec 2019
May 2010
May 2010
May 2018

PACEMAKERS

AddVent™ (2060)
Affinity™ DC (5230)
Affinity™ DR (5330, 5331)
Affinity™ SR (5130, 5131)
Affinity™ VDR (5430)
Entity™ DC (5226)
Entity™ DR (5326)
Integrity™ μ SR (5136)
Integrity ADx™ DR (5360)
Integrity ADx™ SR (5160)
Integrity™ μ DR (5336)
Meta™ DDDR (1256)
Meta™ DDDR (1256D)
Paragon™ (2010, 2011, 2012)
Paragon™ II (2016)
Paragon™ III (2304, 2314, 2315)
Phoenix™ II (2005, 2008, 2009)
Phoenix™ III (2204, 2205)
Regency™ SC+ (2400L, 2402L)
Solus™ (2002, 2003)

FINAL EDITION

May 2010
May 2019
May 2019
May 2019
May 2010
May 2019
May 2019
Nov 2013
Nov 2013
Nov 2013
Nov 2010
Oct 2008
Oct 2008
Nov 2010
Nov 2010
May 2010
Nov 2010
Apr 2009
May 2010
Nov 2010

Phased-out Models

PACEMAKERS

Solus™ II (2006, 2007)
Synchrony™ II (2022, 2023)
Synchrony™ III (2028, 2029)
Tempo™ D (2902)
Tempo™ DR (2102)
Tempo™ V (1102)
Tempo™ VR (1902)
Trilogy™ DC (2308)
Trilogy™ DC+ (2318)
Trilogy™ DR (2350)
Trilogy™ DR+ (2360, 2364)
Trilogy™ SR (2250)
Trilogy™ SR+ (2260, 2264)

PACING LEADS

ACE™ (1015M, 1025M)
AV Plus™ DX (1368)
Fast-Pass™ (1018T, 1028T)
IsoFlex™ P (1644T)
Passive Plus™ (1135K, 1143K, 1145K, 1235K, 1243K, 1245K)
Passive Plus™ (1136T, 1142T, 1146T, 1222T, 1226T, 1236T, 1242T, 1246T)
Passive Plus™ DX (1336T, 1342T, 1346T)
Passive Plus™ DX (1343K, 1345K)
Permathane™ ACE (1035M)
Permathane™ ACE (1036T, 1038T)
Tendril™ (1148T, 1188T)
Tendril™ (1188K)
Tendril™ DX (1388K)
Tendril™ DX (1388T, 1388TC)
Unipolar Lead (1007)

FINAL EDITION

Nov 2010
Oct 2009
May 2010
Oct 2008
Oct 2008
May 2010
May 2010
Oct 2006
Oct 2009
Apr 2007
May 2010
Oct 2009
Nov 2010

FINAL EDITION

Oct 2009
May 2019
Oct 2009
Apr 2011
May 2010
Dec 2014

May 2018
May 2010
May 2010
May 2010
Dec 2015
May 2010
May 2010
May 2017
May 2010

Abbott

One St. Jude Medical Dr., St. Paul, MN 55117 USA, Tel: 1 651 756 2000

Abbott.com

Rx Only

Brief Summary: Prior to using these devices, please review the Instructions for Use for a complete listing indications, contraindications, warnings, precautions, potential adverse events and directions for use.

™ Indicates a trademark of the Abbott group of companies.

‡ Indicates a third party trademark, which is property of its respective owner.

© 2020 Abbott. All Rights Reserved.

SJM-ELP-90624466 REV A | Item approved for U.S. use only.

